



FINAL INSTRUCTIONS

8th / 9th June 2019

BRSCC Anglesey Race Weekend

International Circuit (2.10 miles, 3.38kms)

This meeting is organised by the British Racing & Sports Car Club Ltd, governed by the General Competition Rules of the Motorsport UK, incorporating the provisions of the International Sporting Code of the FIA, additional Supplementary Regulations and any written instructions the organisers issue for the event.

These Final Instructions should be read in conjunction with any further instructions or bulletins issued by the organisers.

Entry Enquiries: Liz Goodrich

BRSCC, Homesdale Business Park, Platt Industrial Estate, Maidstone Road, Borough Green, Kent TN15 8JL

Tel: 01732 780100 Fax: 01732 885783 e-mail liz@brscc.co.uk

1 Permits

This event will be held under the following Motorsport UK Permit numbers:

Clubmans **111637**

This event is NCAFP permitted

2 Officials

Motorsport UK Steward	David J. Williams
Club Stewards	G.J Knight, Mike Mullins (Saturday), Ken Tyrer (Sunday)
Senior Clerk of the Course	Ray Sumner
Clerks of the Course	Andy Holley, Paul Belcher
Deputy Clerk of the Course	Ian Lewis
Probationary Clerk of the Course	Graham Lindley
Secretary of the Meeting	Mike Cadwallader
Chief Scrutineer	John Hopwood
Chief Medical Officer	Dr. P. Toon
Chief Marshal	Margaret Simpson
Chief Timekeeper	Eric Cowcill
BRSCC Safeguarding Officers	Liz Goodrich, Penny Mattocks

3 Passes

Your tickets and vehicle passes have been despatched via the post. Children are classed as 12 and under, as opposed to 16 and under. **Please do not park private cars in the paddock. Ample parking has been provided for private cars by the Main Gate.**

4 Venue Access

Access to the venue/circuit for competitors will be via the main gate. Competitors testing on Friday may arrive on Thursday 6th from 17.00. Competitors may arrive on Friday 8th and Saturday 9th at any time but are reminded that they will need to show their tickets when entering the venue.

Competitors using the pit garages must vacate the garages one hour after the end of their meeting.

The outer paddock will remain open on Sunday night for competitors wishing to leave on Monday morning, the paddock must be vacated at 08.00 on Monday 10th.

The track may only be walked with the permission of the Circuit staff.

5 Health & Safety

At all times, whilst in the confines of the venue, competitors should comply with the Circuit and Club guidance notes printed further on in the document.

6 Pit & Paddock Areas

Garages have been allocated to the Avon Tyres National Formula Ford Championship and the Avon Tyres Northern Formula Ford Championship. On Sunday, Civic Cup will take over the garages vacated by Northern Formula Ford.

18six Events will be in the Paddock Area from Thursday and will organise the parking of vehicles. Mandy and Glenn Ramsden can be contacted on 07956 464 074. Please co-operate with them and adhere to the Paddock Plan in Section 26.

6.1 Engine / Noise Pollution

All competitors should note that noise testing will be carried out at this event. Engines must not be started **before 08:45hrs or after 18:00hrs on Sunday.**

6.2 Paddock

- (a) Waste oil should be removed from the venue or disposed of in the waste oil containers, where provided.
- (b) All domestic rubbish must be placed in the bins provided; any scrap vehicle parts (including tyres) must be removed from the venue.
- (c) **Under no circumstances must any paddock surface be broken in any way, i.e. tent pegs/stakes, etc. Offenders will be charged £100 per hole in the tarmac.**
- (d) Hospitality is not permitted in the paddock/pit area without the express permission of the circuit owners. The only exception to this is hospitality for competitors and official team personnel.
- (e) No electrical cables may be run from power points unless protected by a proprietary protective covering.
- (f) It is strongly recommended that all paddock users are in possession of at least one serviceable fire extinguisher of either a 9L water type or 9kg dry powder type. All paddock users should acquaint themselves with the locations of all the fire call points within the paddock area.
- (g) All paddock users must ensure that all electrical appliances which are plugged into the main paddock electric supply points are safe to use, checked as per manufacturers' instructions and this includes the supply wiring. All supply leads must not be doubled up using double adaptors or training extension leads.

6.3 Pit Lane

- (a) The outer lane or lanes are to be kept unobstructed, to allow safe passage of cars at all times. The onus shall be on all drivers to take due care and drive at minimum speeds in the pit lane.
- (b) Please observe the pit lane speed limit which is **40mph**.
- (c) Refuelling in the pit lane is not permitted, unless allowed for in the championship/series regulations.
- (d) Children under the age of 16 years are not permitted in the pit lane or on the pit wall.
- (e) Only team personnel with allocated wristbands will be allowed access to the pit wall.
- (f) **Only two personnel per car are allowed on the pit wall during any track session, whether it be practice, qualifying or races. The two personnel must be nominated to the Secretary of the Meeting and in possession of the appropriate wristband. In the event of an Endurance race over 90 minutes, three personnel per car are allowed on the pit wall. Please see the nomination form at the back of these Final Instructions.**
- (g) Smoking is not permitted in the pit lane

6.4 Support Vehicles

The use of vehicles is not permitted, unless towing a trailer for the purpose of transporting ancillary motor race equipment in the pit and paddock area. No competitor may use a support vehicle in the pit road at any time, unless authorised by a race official. Any misuse of 'support vehicles' will be brought to the attention of the senior officials and appropriate action may be taken.

7 Signing on for Competitors

This will be in the Race Secretary's Office (Ground Floor – Race Control Building), at the times allocated in the official timetable. Drivers will also be able to sign-on on Friday 7th June between 15:00 and 17:00.

7.1 All drivers must provide:

- (a) Motorsport UK Competition Race Licence and Motorsport UK Entrants Licence (Where applicable). **Competitors with Non Motorsport UK Competition Licences (except Motorsport Ireland) competing in a National Event are reminded that under Article 2.3 of the International Sporting Code, written approval must be given by their ASN to compete in this event. Written approval will be checked at signing on.**
- (b) Drivers Medical Certificate (if not incorporated in the Licence)
- (c) Valid Club Membership (where applicable)
- (d) Competition Licence Upgrade Card (if applicable)

Drivers are reminded that upgrade cards must bear a recent photograph and be signed by the driver before presentation to the officials at Signing On. Without these they are not valid. Upgrade cards can be downloaded from <https://www.motorsportuk.org/assets/2019competitorupgradecard.pdf>.

7.2 It is the responsibility of the driver to collect his/her Race Licence and/or upgrade card after the event.

8 Scrutineering

All vehicles will be scrutinised in the Scrutineering Bay at the times stated in the official timetable. **Scrutineering will also take place on Friday afternoon between 15:00 to 18:00 in the Scrutineering Bay.** At Scrutiny, drivers must provide:

- (a) Competition Car
- (b) Paperwork from BRSCC Officials confirming driver has signed on.
- (c) Crash helmet, visor or goggles, gloves, boots, overalls & FHR device (where required)
- (d) Vehicle Identification forms (if required)
- (e) MOT/road fund licence (if required)

9 Eligibility

In addition to the series Eligibility Scrutineers, eligibility may be checked by a member of the Motorsport UK Technical Commission, as listed in the Motorsport UK Officials' Yearbook Appendix 5(d).

10 Driver Briefings

All competitors must attend the Saturday drivers' briefing as follows:

- **BRSCC Mazda MX-5 Championship at 08.05 in the Mazda Race Centre**
- **Avon Tyres Northern Formula Ford Championship at 08.35 in Garage 7**
- **Teekay Couplings Production GTi Championship at 09.05 in Garage 7**
- **Avon Tyres National Formula Ford Championship at 10.05 in Garage 7**
- **BRSCC Mazda MX-5 SuperCup & Super Series at 10.35 in the Mazda Race Centre**
- **Hyperdrive ST-XR Challenge at 11.05 in Garage 7**
- **Disklok Civic Cup on Sunday at 08.05 in Garage 7**

Attendance at the briefing is mandatory

11 Qualifying

Qualifying will take place as per the timetable. It is the driver's responsibility to be ready at least 20 minutes before their timetabled session. Scrutiny labels must be affixed to the vehicle and clearly displayed before it is allowed onto the track. Drivers should go to the assembly area 20 minutes before published times. The cars will be released from assembly under marshals instruction into the pit lane and proceed to the end of the pit lane to await the pit exit lights being switched to green when the Clerk gives the instruction.

Double Header Races: Unless championship/series regulations stipulate otherwise grids for the second race of a double header event with only one qualifying session will be based on the finishing order of the first race. Retirements will be placed at the back of the grid in reverse order of retirement.

The grid for the combined BRSCC Mazda MX-5 SuperCup and BRSCC Mazda MX-5 Super Series races will be set with the SuperCup competitors at the front of the grid, followed by a row gap, then the Super Series competitors.

Avon Tyres National Formula Ford Championship

The grid for the second Avon Tyres National Formula Ford Championship race will be based on the finishing order of the first race. For race 3, the grid will be based on random draw. The Championship Co-ordinator will draw one of three numbered balls - 6, 7 or 8. Whichever number is picked means the first 6, 7 or 8 finishers in race 2 start in reverse order in race 3. Any competitor within the reversed places who received a grid place penalty in race 2 cannot benefit from the reversed order. In this instance the grid place penalty will be applied to his original finishing position after the reversed grid draw has been made.

12 Circuit Access

Access to the circuit is via the Assembly Area. Once the assembly is closed access to the track is via the pit lane with the permission of the Clerk of the Course.

13 Race Start Procedure / Safety Car

All start procedures will be in accordance with the Championship/Series regulations. It is the competitor's responsibility to ensure that they are ready in good time. Under ideal conditions, the racing programme may be brought forward. Grids will be formed as per championship /series regulations and the terms of the circuit licence.

Where races are for a set time duration, the chequered flag will be shown to the race leader the first time they pass the Finish Line after the time has elapsed.

13.1 Standing Start

Competitors will leave the Assembly Area and go straight to the grid where they will be directed to their allotted positions. Once the grid is formed up, there will be a countdown using the 1 minute then 30 second boards before the green flag is shown to start the green flag lap. On return, once vehicles are in correct positions, a 5 second board will be shown, followed by the red lights coming on, 4 to 10 seconds after, the red lights will be extinguished to signify the start of the race. No personnel will be allowed on the grid.

Final Instructions – Anglesey – 8th/9th June 2019

- BRSCC Mazda MX-5 Championship
- Avon Tyres Northern Formula Ford Championship
- Teekay Couplings Production GTi Championship
- Avon Tyres National Formula Ford Championship
- BRSCC Mazda MX-5 Super Cup & Super Series
- Hyperdrive ST-XR Challenge
- Disklok Civic Cup

13.2 Rolling Start

Competitors will be correctly positioned in the Assembly Area from where they will be released onto the circuit to complete a Formation lap. At the conclusion of the Formation Lap the start of the race will be signalled by the red lights going off.

- N/A

13.3 Safety Car Intervention

The Clerk of the Course will have the facility to use the Safety Car in accordance with the Motorsport UK Regulation [Q Appendix 2]. It is the competitor's responsibility to make sure they are fully aware of these regulations. The Safety Car will join the circuit from the pit lane exit and will exit the circuit via the pit lane entrance.

Should the Safety Car be deployed in a National or Northern Formula Ford race, at the discretion of the Clerk of the Course, 5 minutes will be added to the scheduled 15 minutes race duration. This time addition will only be implemented once per race. A second Safety Car intervention will not have any further time added to the race duration.

13.4 Green Flag/Formation Lap

Should there be a change in weather conditions which would necessitate an additional green flag/formation lap, then at the discretion of the Clerk of the Course, the race duration will commence at the start of the second green flag/formation lap.

In the event of circuit light failure for either start type the Union /National flag will be used to start all races.

14 End of Track Session Procedure

- 14.1** At the end of each track session all cars must complete a slowing down lap after taking the chequered flag and leave the circuit as directed by officials.
- 14.2** At the end of your race, presentations will be carried out in accordance with championship/series regulations if time permits. Please follow instructions of race marshals etc. In the case where the presentation does not take place immediately after the race, competitors should report to the Paddock/Race Secretaries office.

15 Judicial

Breaches of driving standards will be firmly dealt with. If the Clerk of the Course wishes to view evidence from the TV production company, any competitor's personal in-car camera, and/or data logging evidence in order to assist with his enquiry into a breach of driving standards he may order that the results remain provisional and he may take judicial action at a later date. However, the use of video evidence and/or data logging evidence is at the sole discretion of the Clerk of the Course.

16 Stop & Go Drive Through Penalties

The Clerk of the Course reserves the right to impose a 'Stop/Go Penalty / Drive Through penalty' in accordance with Motorsport UK Regulation [Q 12.6].

17 New Track Regulation

We draw your attention to a new Motorsport UK Regulation, Q14.4.4, which states "Causing a collision, repetition of serious mistakes or the appearance of a lack of control over the car (such as leaving the track) will be reported to the Clerk of the Course and may entail the imposition of penalties up to and including the disqualification of any driver concerned".

18 Judges

Judges may be appointed as per Motorsport UK Regulation [Q18].

19 Race Day Information

Copies of practice times, grid sheets, provisional results and official bulletins, etc. will be posted on the official notice board and additional copies may be obtained from the Race Secretary's office.

20 Social Media

Please take time to read the Motorsport UK's guidelines on Social Media which can be found at <https://www.motorsportuk.org/assets/motorsportuksocialmediapolicyandguidance.pdf>. Please refrain from making comments about fellow competitors and officials that could be interpreted as bringing your championship, the hosting circuit, the BRSCC and individual drivers and officials into disrepute.

21 Video Equipment

Video equipment must be fitted to the vehicle prior to scrutiny and the scrutineer must be advised.

22 Special Circuit Notes

22.1 Camping

Competitors camping overnight should respect other people's needs and not make disturbing noise after 23:00hrs.

22.2 Driving Licences

All competitors are reminded that they are liable to disqualification from the meeting if any person associated with their team who is below the age at which a driving licence may be issued is seen riding or driving a motor vehicle of any type within the paddock or any other part of the grounds.

22.3 Animals

You are reminded that no dogs are allowed in the venue. Anyone found with a dog will be asked to remove it from the grounds.

22.4 Track Limits

Competitors should be aware that specific guidance has now been issued by the MOTORSPORT UK regarding the penalties to be applied for drivers breaching track limits during a race. These are as follows:

- 2nd offence - warning flag
- 3rd offence - 5 second penalty
- 4th offence – 10 second penalty
- 5th offence - drive through penalty
- 6th offence – disqualification

Breach of track limits during qualifying will result in that lap time being disallowed.

22.5 Transponders

All competitors will be required to fit Electronic Self Identification Modules to their cars for the purposes of accurate timing. Holders for these and detailed fitting instructions will be issued with the transponders and it will be the responsibility of the competitor to fit these in the car in the position and manner specified. The Modules must be in place and functioning correctly for all Championship/Series qualifying practice sessions and races.

22.6 Recovery from the Circuit

The circuit owners/breakdown suppliers/BRSCC cannot be held liable for any damage that is caused in the course of removal of any vehicle from the circuit.

22.7 Fuel

98 RON Hyperflo Super Plus fuel in 25 litre drums is available at £2.39 per litre at the circuit. The nearest suitable fuel station is at the Tesco Extra Superstore in Holyhead. The address is Penrhos Industrial Estate, Penrhos, Holyhead, LL65 2UH.


22.8 Cafeteria


Food will be served from 0730 until 2100 on Thursday, Friday and Saturday. On Sunday, from 0730 until 1730. The café seating area will be open until 2300 as the bar remains open until then.

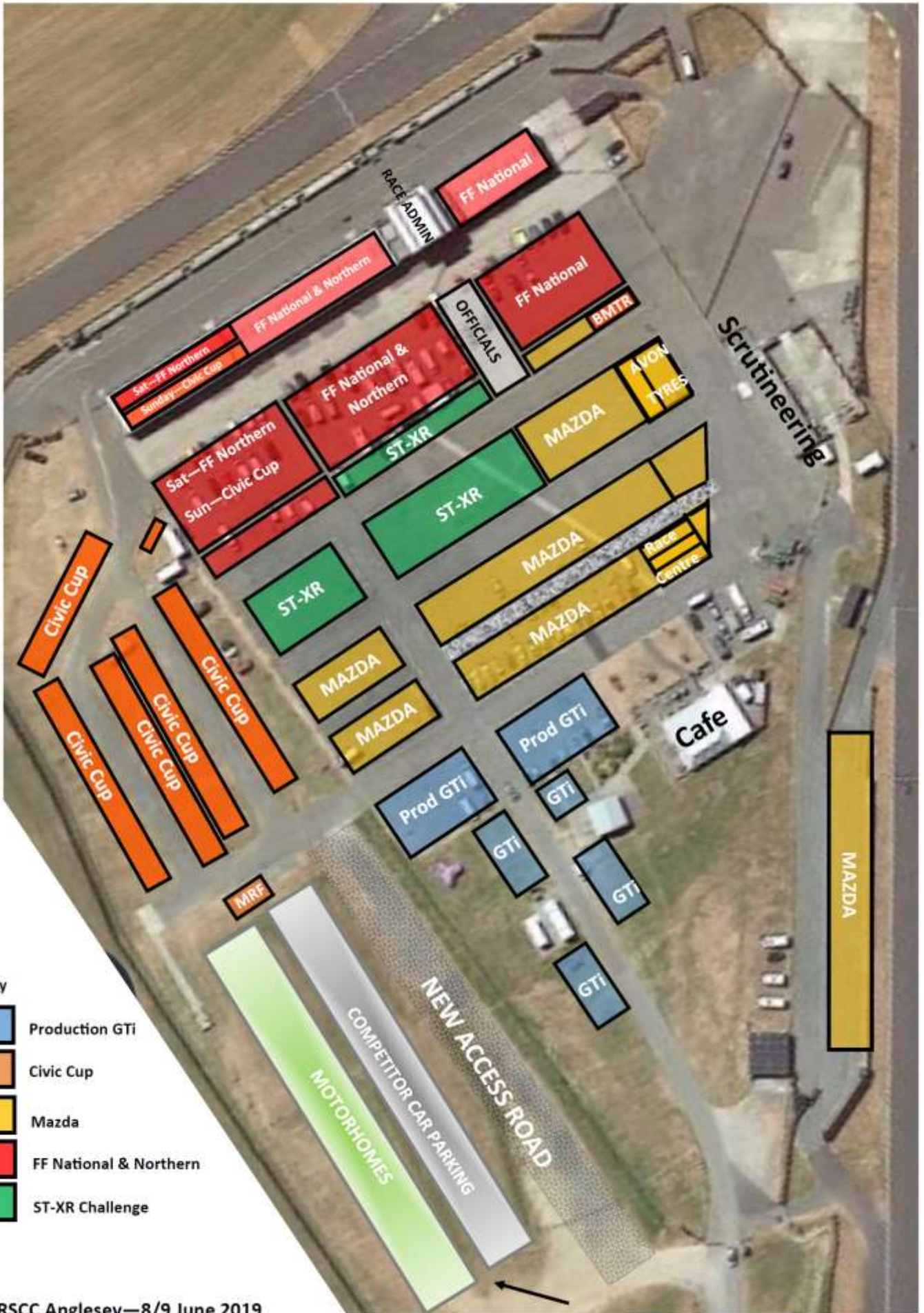


Key

- | | | | |
|-------------------|--------------------|-----------------------|-----------------------|
| Spectator Viewing | Race Circuit | Toilets | Recycling |
| Spectator Parking | Pit Lane & Paddock | Showers | Chemical Toilet Waste |
| Crossing Point | Access Roads | Refreshments | Waste Oil |
| Halfpud | Buildings | Disabled Viewing Area | |







- Key
- Production GTI
 - Civic Cup
 - Mazda
 - FF National & Northern
 - ST-XR Challenge

BRSCC Anglesey—8/9 June 2019

27 Health & Safety Guidance Notes for Use by Entrants and Competitors

1. Storage and use of Petroleum Spirit

- i All petroleum spirit must be stored in metal containers complying with the relevant British Standard, away from any source of ignition.
- ii All containers must be indelibly marked - “Petroleum Spirit - Highly Flammable”.
- iii All empty containers must be removed from the venue after the event.
- iv Petrol is to be used as fuel only and not for any other purpose.
- v All vehicle refuelling is to take place in the open air. A no smoking ban must be enforced by the person in charge of the refuelling process.
- vi Your attention is drawn to the Petroleum (Consolidation) Act 1928 and the Petroleum Spirit (Motor Vehicles) Regulations 1929.

2. Hazardous Substances

- i Some vehicle parts, for example brake and clutch linings, contain asbestos. Entrants are encouraged to use non-asbestos substitutes wherever possible. Where asbestos is used, every effort should be used to prevent asbestos dust getting into the air.
- ii Some mineral oils may cause skin cancer. Prolonged contact should therefore be avoided wherever possible. Where contact does occur any contamination should be washed off immediately. The wearing of contaminated clothing (including overalls) should also be avoided.
- iii Various other substances may cause disease or ill health even after very short exposures. Manufacturers and suppliers of such substances are obliged to provide customers with information about the possible harmful effects of their products upon request
- iv Where any person is at work, the requirements of the Control of Substances Hazardous to Health (COSHH) Regulations 1988 must be complied with.
- v The Championship Regulations must always be complied with when selecting vehicle parts.

3. Electrical Safety

- i All electrical equipment must be maintained in a safe condition.
- ii Extension leads and cables should be flexible and not of semi-rigid cable of the type used for household wiring. Neoprene covered cable will resist damage by oil.
- iii All electrical equipment to be used externally should be weather proof.
- iv Hand tools should preferably be of the “double insulated” or “all insulated” type as these provide valuable protection against electric shock.
- v Electrical equipment and hand tools should not be used in areas where flammable vapours may be present, for example where fuel is being stored or refuelling is taking place.
- vi Where any person is at work the requirements of the Electricity at Work Regulations 1989 must be complied with.

4. Fire Precautions

- i Smoking is prohibited in all pit garages and in the pit lane.
- ii All potential sources of ignition should be kept away from petroleum spirit and vapours.
- iii The lighting of barbecues is prohibited in the paddock and pits area.
- iv All teams should carry a suitable fire extinguisher in accordance with the relevant Governing Body regulations.
- v Fire extinguishers should not be removed from fire points unless they are being used on a fire.
- vi All fires must be reported immediately to an official or member of the venue management.
- vii Teams are encouraged to train their members in the correct use of fire extinguishers.
- viii All fire notices and orders to evacuate must be complied with.

5. Compressed Gas Equipment

- i Air blasts from the over inflation of tyres can cause injury. Tyres should therefore not be inflated to pressures above the manufacturer’s recommendations.
- ii All airlines should be in good condition and be inspected regularly.
- iii Always stand clear when inflating tyres.
- iv Any form of horseplay involving compressed air or gas is prohibited.
- v Compressed gas cylinders should be stored in accordance with the relevant working practices.
- vi Where any person is at work the requirements of the Pressure Systems and Transportable Gas Containers Regulations 1989 must be complied with.

6. Jacks and Axle Stands

- i Vehicles should only be raised on jacks which are in good condition and rated to lift the vehicle weight safely.
- ii Jack vehicles only on level, undamaged floors.
- iii Use the handbrake and/or chocks to stop the vehicle moving.
- iv Jacks should only be used for lifting the vehicle. Axle stands should always be used to support the vehicle weight.
- v Vehicle engines should not be run whilst the weight of the vehicle is supported by axle stands.

7. General Working Practices

Final Instructions – Anglesey – 8th/9th June 2019

- i All working areas should be kept clean and tidy, and any waste should be removed regularly and placed in the containers provided.
- ii All spillages should be cleaned up immediately.
- iii Trailing wires and hoses should not be allowed to create a trip hazard. Airlines/electrical cables must not be run across circuit roadways/pathways.
- iv Whenever vehicle engines are being run, adequate ventilation should be ensured.
- v All safety notices must be complied with.
- vi Any person carrying out any work must ensure that they adopt safe working practices at all times and comply with any relevant statutory provisions and/or published guidance.
- vii Children under the age of 16 are not allowed in the pits or pit lane, except in the designated spectator enclosure.
- viii Tailgates on Transporters must remain closed at all times except when equipment is being loaded/unloaded.

8. Noise

- i Exposure to excessive noise may result in hearing loss or other complaints. These may be short term or, after repeated exposure, permanent.
- ii All persons should avoid being exposed to excessive noise and where this is unavoidable, they should wear ear plugs or defenders to the appropriate British Standards.
- iii Where any person is at work, the requirements of the Noise at Work Regulations 1989 must be complied with.

9. Manual Handling of Loads

- i Lifting, carrying and propelling loads by bodily force are a major cause of injuries. All teams are encouraged to train their members in safe manual handling techniques.
- ii Where any person is at work, the requirements of the Manual Handling of Loads Regulations 1992 must be complied with.

10. Waste

- i All waste oil must be placed in containers marked “Waste Oil” located in the facility room at the rear of each Pit Garage Block.
- ii Waste tyres and empty petrol/oil containers should not be left at the venue.
- iii Teams and competitors are urged to take any other form of waste with them when they leave the venue.
- iv Your attention is drawn to the requirements of the Environmental Protection Act 1990.

11. Vehicle Safety

- i 10 mph speed limit is in force in all public areas including paddocks and service roads. This applies to all vehicles including mopeds and motorcycles, with the exception of emergency vehicles attending an incident.
- ii Persons riding mopeds and motorcycles up to 125cc must have a current UK provisional driving licence or its international equivalent.
- iii Persons riding motorcycles over 125cc must have a current full UK motorcycle licence or its international equivalent.
- iv Motorcycles should not be ridden in spectator areas.
- v All vehicles must at all times keep to the marked roads when moving round the venue.
- vi Motorised vehicles (including Quad Bikes) may only be used within circuit grounds on official race team business. Recreational use is strictly prohibited.

12. First Aid

- i Any person sustaining an injury or feeling unwell should seek treatment from the onsite emergency services.
- ii To call the first aid or emergency services contact any official or member of the venue management.

13. Public Safety

- i Competitors and Entrants should be aware that the paddock may be open to the public and should act in a manner so as not to put either themselves or any other person at risk from injury.
- ii Competitors and Entrants should exercise particular caution when the paddock is busy and during pits and track walkabouts.

14. Reporting of Accidents and Incidents

- i All accidents where any person sustains injury, or where damage to property occurs, must be reported immediately to an official or a member of the venue management.

15. Governing Body Regulations

- i Competitors and Entrants are reminded of their obligations to comply with the requirements of the appropriate sporting regulations at all times and these Guidance Notes should be read in conjunction with all other relevant regulations.



Car Number

PIT WALL PERSONNEL NOMINATION FORM

I- As per the Motorsport UK 2019 Yearbook (Section [Q] 13.1.5.(a)) A maximum of one timekeeper and one person detailed by the entrant for the purpose of signalling may be on the pit wall/signalling area at any time unless the Supplementary Regulations stipulate otherwise.

II- In the event of an Endurance Race defined in Section [Q] 6.2 as a “Race scheduled to have a minimum of 90 minutes duration with refuelling permitted and/or Driver stops and/or Driver changes, as an integral part of the race”; the Motorsport UK Yearbook stipulates that “there must be no more than 3 people on the pit wall, per car” (Section [Q] 6.2.4.1(iii)).

PLEASE BRING THIS FORM (ALREADY COMPLETED) WITH YOU TO SIGNING ON.

Circuit: Event Date:

Driver Name:

Championship:

Team Name (if applicable):

Signature:

Despite the organisers taking all reasonable precautions, unavoidable accidents can happen. Therefore, by signing this form you agree that the nominated personnel will be present on the pit wall & pit lane at their own risk.

PIT WALL PERSONNEL

Name 1:

Name 2:

Endurance Events Only (tick if appropriate)

Name 3: (Endurance only)

On receipt of the completed form, the Secretary of the Meeting will issue wristbands for the personnel nominated above.

IMPORTANT NOTE: The Secretary of the Meeting MUST be informed of any changes in pit lane personnel. Individuals not nominated on this form will not be allowed on the pit wall.

A driver or entrant, whose personnel are not on the nomination form and are subsequently found on the pit wall, may be subject to a penalty under C.2.1 of the Motorsport UK Yearbook.