



# NANKANG TYRE BRSCC CITYCAR CUP CHAMPIONSHIP

**Donington Park GP**

**10<sup>th</sup> / 11<sup>th</sup> July 2021**



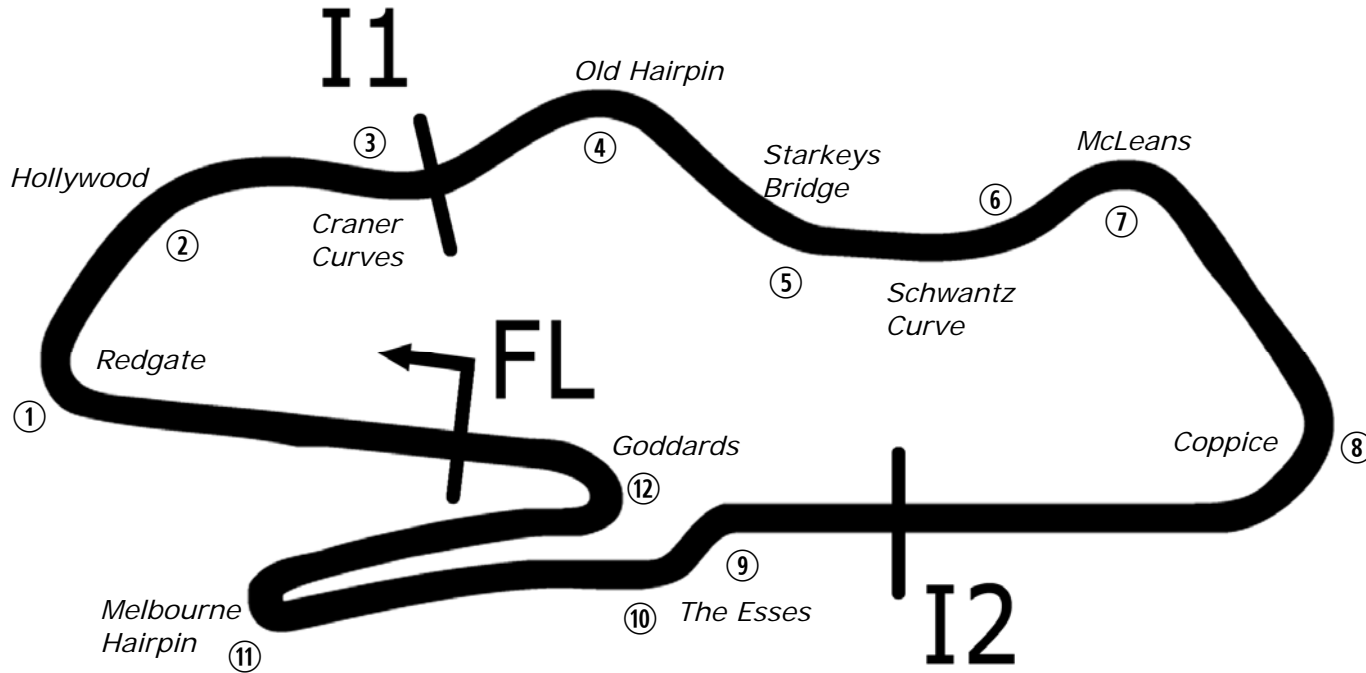
Results Provided by Timing Solutions Ltd  
[www.tsl-timing.com](http://www.tsl-timing.com)

# Donington Park GP

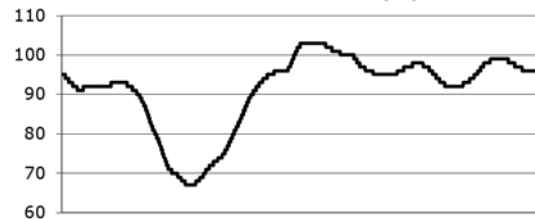


SPORTS TIMING

TIMING SOLUTIONS LTD



Circuit Altitude (m)



Length	2.4873 miles	4003.0 m		
FL		52.82971 N	1.37867 W	
I1	941m	52.83226 N	1.37893 W	
I2	2641m	52.82866 N	1.37129 W	
Pit Entry	3966m	52.82951 N	1.37832 W	
Pit Exit	229m after FL	52.83002 N	1.38218 W	
Pit Entry–Pit Exit 256m, 18.4s @50kph, 15.3s @60kph				

All results available at [www.tsl-timing.com](http://www.tsl-timing.com)

## 2021 Nankang Tyre CityCar Cup QUALIFYING - CLASSIFICATION

POS	NO	NAME	ENTRY	TIME	ON	LAPS	GAP	DIFF	MPH
1	22*	Nic GRINDROD	Citroen C1	2:08.853	5	7			69.49
2	3	Elliott LETTIS	Peugeot 107	2:10.836	6	6	1.983	1.983	68.44
3	15	Andrew DYER	Citroen C1	2:11.373	6	6	2.520	0.537	68.16
4	91	Liam BROWNING	Citroen C1	2:11.493	6	6	2.640	0.120	68.09
5	23*	Tim EVANS	Toyota Aygo	2:11.667	5	6	2.814	0.174	68.00
6	7	Tony TROTTER	Citroen C1	2:12.188	6	6	3.335	0.521	67.74
7	100*	Steve LAIDLAW	Peugeot 107	2:12.541	4	6	3.688	0.353	67.55
8	80*	Danny WILKINSON	Citroen C1	2:12.857	5	6	4.004	0.316	67.39
9	101*	Samuel LAIDLAW	Peugeot 107	2:13.507	4	5	4.654	0.650	67.07
10	310	John NICHOLSON	Peugeot 107	2:14.561	5	5	5.708	1.054	66.54
11	46*	Craig FLYNN	Citroen C1	2:15.082	3	5	6.229	0.521	66.28
12	777	Christopher MACKENZIE	Citroen C1	2:15.220	5	5	6.367	0.138	66.22
13	30	Gareth FREDERICKSON	Citroen C1	2:15.221	5	5	6.368	0.001	66.22
14	69	William BURGESS	Citroen C1	2:15.228	5	6	6.375	0.007	66.21
15	43	Brandon SAVAGE	Citroen C1	2:15.676	4	5	6.823	0.448	65.99
16	65	Ashley MITCHELL	Toyota Aygo	2:15.677	5	6	6.824	0.001	65.99
17	88	Richard SNUGGS	Citroen C1	2:15.797	5	6	6.944	0.120	65.94
18	24	Paul SAVAGE	Peugeot 107	2:16.216	5	6	7.363	0.419	65.73
19	31	Adam REYNOLDS	Peugeot 107	2:16.463	6	6	7.610	0.247	65.61
20	99	Richard BASTOW	Citroen C1	2:17.446	5	5	8.593	0.983	65.14
21	42*	Ben WALKINGSHAW	Citroen C1	2:18.576	5	5	9.723	1.130	64.61
22	66*	Daniel SELICK	Toyota Aygo	2:19.425	2	6	10.572	0.849	64.22
23	12	Laura PAYNE	Citroen C1	2:33.862	4	5	25.009	14.437	58.19
24	63	Duncan STONE	Citroen C1			1			

\*Cars 23,100 & 101 - please fit a working transponder - Motorsport UK Ref Q12.8.1  
No. 22, 42, 46, 80, 101 - 1 Lap time disallowed; exceeding track limits.  
No. 66 - 3 Lap times disallowed; exceeding track limits.

Donington Park GP  
Circuit Length = 2.4873 miles  
Start: 15:25 Flag 15:42 End: 15:47

Weather / Track : Cloudy / Dry

These results are provisional until the conclusion of any judicial and technical matters.

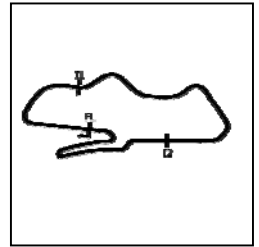
Clerk Of Course : Glynn Lee

Stewards :

Timekeeper : Gethin Rees

# 2021 Nankang Tyre CityCar Cup

## QUALIFYING - SECTOR ANALYSIS



SECTOR 1 = FL to I1, SECTOR 2 = I1 to I2, SECTOR 3 = I2 to FL, DIFF = Difference To Personal Best Lap, P = Crossed Finish Line in Pit Lane, D = Time Disallowed

P1 22		Nic GRINDROD				Citroen C1				
IDEAL LAP TIME : 2:08.342		BEST LAP TIME : 2:08.853				DIFFERENCE : 0.511				
LAP	SECTOR 1	SECTOR 2		SECTOR 3		LAP TIME	MPH	DIFF	TIME OF DAY	
1 -					56.8				15:25:49.324	
2 -	30.619	87.7	51.085	85.5	51.368	61.3	2:13.072	67.29	4.219	15:28:02.396
3 -	OUTLAP	88.7	50.710	87.1	50.491	62.0	8:01.391	18.60	5:52.538	15:36:03.787
4 -	29.145	<b>90.4</b>	50.201	87.0	50.333	62.0	2:09.679 (2)	69.05	0.826	15:38:13.466
5 -	<b>28.947</b>	89.7	<b>49.888</b>	86.8	50.018	<b>62.1</b>	<b>2:08.853 (1)</b>	<b>69.49</b>		<b>15:40:22.319</b>
6 -	28.976	89.4	50.063	<b>87.2</b>	<b>49.507</b>	<b>62.1</b>	<b>2:08.546 D</b>	69.65		15:42:30.865
7 -	29.395	89.2	51.056	85.8	49.745	61.5	2:10.196 (3)	68.77	1.343	15:44:41.061

P2 3		Elliott LETTIS				Peugeot 107				
IDEAL LAP TIME : 2:10.836		BEST LAP TIME : 2:10.836				DIFFERENCE : 0.000				
LAP	SECTOR 1	SECTOR 2		SECTOR 3		LAP TIME	MPH	DIFF	TIME OF DAY	
1 -					59.7					15:26:01.690
2 -	30.934	88.0	53.242	84.3	53.166	61.3	2:17.342	65.19	6.506	15:28:19.032
3 -	OUTLAP	89.0	53.606	85.7	51.768	61.6	7:56.832	18.77	5:45.996	15:36:15.864
4 -	29.470	89.4	52.504	85.1	51.140	<b>62.1</b>	2:13.114 (2)	67.26	2.278	15:38:28.978
5 -	29.572	89.5	51.177	<b>87.0</b>	53.473	61.5	2:14.222 (3)	66.71	3.386	15:40:43.200
6 -	<b>29.468</b>	<b>89.8</b>	<b>50.960</b>	86.0	<b>50.408</b>	61.9	<b>2:10.836 (1)</b>	<b>68.44</b>		<b>15:42:54.036</b>

P3 15		Andrew DYER				Citroen C1				
IDEAL LAP TIME : 2:11.097		BEST LAP TIME : 2:11.373				DIFFERENCE : 0.276				
LAP	SECTOR 1	SECTOR 2		SECTOR 3		LAP TIME	MPH	DIFF	TIME OF DAY	
1 -					60.0					15:25:50.223
2 -	32.072	83.6	52.290	82.4	52.188	61.2	2:16.550	65.57	5.177	15:28:06.773
3 -	OUTLAP	82.7	52.736	84.6	52.076	61.6	8:03.462	18.52	5:52.089	15:36:10.235
4 -	29.597	88.6	51.259	<b>86.0</b>	53.165	61.3	2:14.021 (3)	66.81	2.648	15:38:24.256
5 -	<b>29.447</b>	88.0	<b>51.218</b>	<b>86.0</b>	50.966	<b>61.7</b>	2:11.631 (2)	68.02	0.258	15:40:35.887
6 -	29.592	88.3	51.349	85.4	<b>50.432</b>	61.3	<b>2:11.373 (1)</b>	<b>68.16</b>		<b>15:42:47.260</b>

P4 91		Liam BROWNING				Citroen C1				
IDEAL LAP TIME : 2:11.493		BEST LAP TIME : 2:11.493				DIFFERENCE : 0.000				
LAP	SECTOR 1	SECTOR 2		SECTOR 3		LAP TIME	MPH	DIFF	TIME OF DAY	
1 -					56.2					15:25:49.657
2 -	31.395	89.0	52.459	83.7	51.642	<b>61.3</b>	2:15.496	66.08	4.003	15:28:05.153
3 -	OUTLAP	85.1	52.141	<b>85.5</b>	51.412	61.1	8:03.276	18.52	5:51.783	15:36:08.429
4 -	29.765	89.1	51.992	81.5	52.937	61.3	2:14.694 (3)	66.47	3.201	15:38:23.123
5 -	29.578	88.4	51.217	84.7	51.015	60.8	2:11.810 (2)	67.93	0.317	15:40:34.933
6 -	<b>29.570</b>	88.8	<b>51.136</b>	84.9	<b>50.787</b>	60.6	<b>2:11.493 (1)</b>	<b>68.09</b>		<b>15:42:46.426</b>

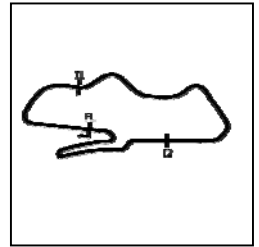
P5 23		Tim EVANS				Toyota Aygo				
IDEAL LAP TIME :		BEST LAP TIME : 2:11.667				DIFFERENCE :				
LAP	SECTOR 1	SECTOR 2		SECTOR 3		LAP TIME	MPH	DIFF	TIME OF DAY	
1 -										15:25:51.737
2 -						2:19.721	64.08	8.054		15:28:11.458
3 -						7:59.300	18.68	5:47.633		15:36:10.758
4 -						2:12.911 (2)	67.37	1.244		15:38:23.669
5 -						<b>2:11.667 (1)</b>	<b>68.00</b>			<b>15:40:35.336</b>
6 -						2:13.241 (3)	67.20	1.574		15:42:48.577

Weather / Track : Cloudy / Dry

Donington Park GP  
Circuit Length = 2.4873 miles  
Start: 15:25 Flag 15:42 End: 15:47

# 2021 Nankang Tyre CityCar Cup

## QUALIFYING - SECTOR ANALYSIS



SECTOR 1 = FL to I1, SECTOR 2 = I1 to I2, SECTOR 3 = I2 to FL, DIFF = Difference To Personal Best Lap, P = Crossed Finish Line in Pit Lane, D = Time Disallowed

P6		7		Tony TROTTER		Citroen C1	
IDEAL LAP TIME : 2:12.188		BEST LAP TIME : 2:12.188		DIFFERENCE : 0.000			
LAP	SECTOR 1	SECTOR 2	SECTOR 3	LAP TIME	MPH	DIFF	TIME OF DAY
1-				61.1			15:25:53.964
2-	30.508	86.1	55.412	83.7	52.638	61.0	2:18.558 64.62 6.370 15:28:12.522
3-	OUTLAP	86.3	52.951	84.9	52.161	61.3	8:01.241 18.60 5:49.053 15:36:13.763
4-	30.003	87.7	52.445	84.8	51.497	<b>61.6</b>	2:13.945 (3) 66.85 1.757 15:38:27.708
5-	29.594	<b>88.7</b>	51.349	<b>86.3</b>	51.391	60.8	2:12.334 (2) 67.66 0.146 15:40:40.042
6-	<b>29.557</b>	88.0	<b>51.286</b>	85.7	<b>51.345</b>	61.2	<b>2:12.188 (1)</b> <b>67.74</b> <b>15:42:52.230</b>

P7		100		Steve LAIDLAW		Peugeot 107	
IDEAL LAP TIME :		BEST LAP TIME : 2:12.541		DIFFERENCE :			
LAP	SECTOR 1	SECTOR 2	SECTOR 3	LAP TIME	MPH	DIFF	TIME OF DAY
1-							15:26:12.023
2-					2:16.791	65.46	4.250 15:28:28.814
3-					7:54.249	18.88	5:41.708 15:36:23.063
4-					<b>2:12.541 (1)</b>	<b>67.55</b>	<b>15:38:35.604</b>
5-					2:14.678 (3)	66.48	2.137 15:40:50.282
6-					2:12.677 (2)	67.49	0.136 15:43:02.959

P8		80		Danny WILKINSON		Citroen C1	
IDEAL LAP TIME : 2:11.559		BEST LAP TIME : 2:12.857		DIFFERENCE : 1.298			
LAP	SECTOR 1	SECTOR 2	SECTOR 3	LAP TIME	MPH	DIFF	TIME OF DAY
1-				61.1			15:26:33.695
2-	OUTLAP	82.7	53.676	83.1	51.862	<b>62.1</b>	9:28.009 15.76 7:15.152 15:36:01.704
3-	30.342	88.1	51.951	<b>85.9</b>	<b>50.676</b>	<b>62.1</b>	2:12.969 (2) 67.34 0.112 15:38:14.673
4-	<b>29.442</b>	87.8	<b>51.441</b>	84.5	51.391	<b>62.1</b>	2:12.274 D 67.69 15:40:26.947
5-	29.602	<b>89.1</b>	52.072	83.9	51.183	61.8	<b>2:12.857 (1)</b> <b>67.39</b> <b>15:42:39.804</b>
6-	32.373	84.5	52.607	83.7	51.462	61.9	2:16.442 (3) 65.62 3.585 15:44:56.246

P9		101		Samuel LAIDLAW		Peugeot 107	
IDEAL LAP TIME :		BEST LAP TIME : 2:13.507		DIFFERENCE :			
LAP	SECTOR 1	SECTOR 2	SECTOR 3	LAP TIME	MPH	DIFF	TIME OF DAY
1-							15:26:18.167
2-					2:15.145 (2)	66.25	1.638 15:28:33.312
3-					7:52.409 (3)	18.95	5:38.902 15:36:25.721
4-					<b>2:13.507 (1)</b>	<b>67.07</b>	<b>15:38:39.228</b>
5-					2:13.405 D	67.12	15:40:52.633

P10		310		John NICHOLSON		Peugeot 107	
IDEAL LAP TIME : 2:13.805		BEST LAP TIME : 2:14.561		DIFFERENCE : 0.756			
LAP	SECTOR 1	SECTOR 2	SECTOR 3	LAP TIME	MPH	DIFF	TIME OF DAY
1-				59.7			15:26:06.691
2-	30.694	83.5	55.314	81.0	54.765	60.3	2:20.773 (3) 63.60 6.212 15:28:27.464
3-	OUTLAP	81.1	55.530	82.4	<b>52.294</b>	59.7	7:55.380 18.83 5:40.819 15:36:22.844
4-	30.771	83.8	51.909	<b>85.4</b>	52.347	<b>61.1</b>	2:15.027 (2) 66.31 0.466 15:38:37.871
5-	<b>29.833</b>	<b>85.8</b>	<b>51.678</b>	84.9	53.050	59.2	<b>2:14.561 (1)</b> <b>66.54</b> <b>15:40:52.432</b>

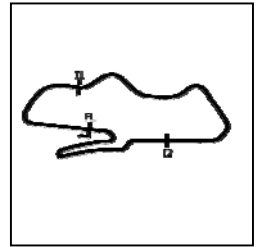
P11		46		Craig FLYNN		Citroen C1	
IDEAL LAP TIME : 2:14.405		BEST LAP TIME : 2:15.082		DIFFERENCE : 0.677			
LAP	SECTOR 1	SECTOR 2	SECTOR 3	LAP TIME	MPH	DIFF	TIME OF DAY
1-				55.1			15:26:18.489
2-	OUTLAP	85.7	55.435	84.0	52.417	60.4	10:15.483 14.54 8:00.401 15:36:33.972
3-	30.336	88.1	52.911	<b>85.4</b>	<b>51.835</b>	<b>61.9</b>	<b>2:15.082 (1)</b> <b>66.28</b> <b>15:38:49.054</b>
4-	<b>30.018</b>	<b>88.7</b>	53.115	84.7	52.540	57.5	2:15.673 D 66.00 0.591 15:41:04.727
5-	30.645	<b>88.7</b>	<b>52.552</b>	85.1	53.996	59.9	2:17.193 (2) 65.26 2.111 15:43:21.920

Weather / Track : Cloudy / Dry

Donington Park GP  
Circuit Length = 2.4873 miles  
Start: 15:25 Flag 15:42 End: 15:47

# 2021 Nankang Tyre CityCar Cup

## QUALIFYING - SECTOR ANALYSIS



SECTOR 1 = FL to I1, SECTOR 2 = I1 to I2, SECTOR 3 = I2 to FL, DIFF = Difference To Personal Best Lap, P = Crossed Finish Line in Pit Lane, D = Time Disallowed

P12 777		Christopher MACKENZIE					Citroen C1			
IDEAL LAP TIME : 2:15.220		BEST LAP TIME : 2:15.220					DIFFERENCE : 0.000			
LAP	SECTOR 1	SECTOR 2		SECTOR 3		LAP TIME	MPH	DIFF	TIME OF DAY	
1 -									15:26:26.273	
2 -	OUTLAP	84.9	54.612	84.8	53.448	<b>61.6</b>	10:09.005	14.70	7:53.785	15:36:35.278
3 -	30.153	<b>86.7</b>	52.594	<b>86.0</b>	53.051		2:15.798 (2)	65.93	0.578	15:38:51.076
4 -	30.188	85.8	53.085		52.868		2:16.141 (3)	65.77	0.921	15:41:07.217
5 -	<b>30.135</b>	85.0	<b>52.493</b>		<b>52.592</b>	61.6	<b>2:15.220 (1)</b>	<b>66.22</b>		<b>15:43:22.437</b>

P13 30		Gareth FREDERICKSON					Citroen C1			
IDEAL LAP TIME : 2:15.158		BEST LAP TIME : 2:15.221					DIFFERENCE : 0.063			
LAP	SECTOR 1	SECTOR 2		SECTOR 3		LAP TIME	MPH	DIFF	TIME OF DAY	
1 -						59.3				15:26:23.963
2 -	OUTLAP	77.4	55.769	83.3	54.681	59.8	10:17.644	14.49	8:02.423	15:36:41.607
3 -	33.418	83.6	54.038	83.0	52.352	<b>61.4</b>	2:19.808 (3)	64.04	4.587	15:39:01.415
4 -	<b>30.040</b>	86.9	53.025	<b>84.5</b>	52.482	61.2	2:15.547 (2)	66.06	0.326	15:41:16.962
5 -	30.103	<b>87.6</b>	<b>52.996</b>	84.0	<b>52.122</b>	60.5	<b>2:15.221 (1)</b>	<b>66.22</b>		<b>15:43:32.183</b>

P14 69		William BURGESS					Citroen C1			
IDEAL LAP TIME : 2:14.035		BEST LAP TIME : 2:15.228					DIFFERENCE : 1.193			
LAP	SECTOR 1	SECTOR 2		SECTOR 3		LAP TIME	MPH	DIFF	TIME OF DAY	
1 -						60.2				15:26:05.323
2 -	30.609	87.1	55.643	82.7	53.510	61.0	2:19.762	64.06	4.534	15:28:25.085
3 -	OUTLAP	85.1	54.818	83.3	53.077	61.3	7:55.087	18.84	5:39.859	15:36:20.172
4 -	29.899	<b>89.0</b>	54.750	82.8	<b>52.199</b>	<b>61.5</b>	2:16.848 (2)	65.43	1.620	15:38:37.020
5 -	<b>29.573</b>	88.3	<b>52.263</b>	<b>85.5</b>	53.392	61.3	<b>2:15.228 (1)</b>	<b>66.21</b>		<b>15:40:52.248</b>
6 -	30.029	87.7	54.563	84.9	52.582	61.3	2:17.174 (3)	65.27	1.946	15:43:09.422

P15 43		Brandon SAVAGE					Citroen C1			
IDEAL LAP TIME : 2:15.267		BEST LAP TIME : 2:15.676					DIFFERENCE : 0.409			
LAP	SECTOR 1	SECTOR 2		SECTOR 3		LAP TIME	MPH	DIFF	TIME OF DAY	
1 -						55.6				15:26:28.257
2 -	OUTLAP	84.0	55.818	82.0	53.796	56.7	9:37.196	15.51	7:21.520	15:36:05.453
3 -	30.506	84.8	53.968	<b>84.2</b>	55.322	57.5	2:19.796 (3)	64.05	4.120	15:38:25.249
4 -	<b>30.095</b>	85.5	<b>52.324</b>	83.9	53.257	56.2	<b>2:15.676 (1)</b>	<b>65.99</b>		<b>15:40:40.925</b>
5 -	30.286	<b>86.2</b>	52.559	82.5	<b>52.848</b>	<b>58.2</b>	2:15.693 (2)	65.99	0.017	15:42:56.618

P16 65		Ashley MITCHELL					Toyota Aygo			
IDEAL LAP TIME : 2:15.410		BEST LAP TIME : 2:15.677					DIFFERENCE : 0.267			
LAP	SECTOR 1	SECTOR 2		SECTOR 3		LAP TIME	MPH	DIFF	TIME OF DAY	
1 -						55.5				15:26:11.306
2 -	32.242	75.0	54.140	83.5	56.898	59.4	2:23.280	62.49	7.603	15:28:34.586
3 -	OUTLAP	82.6	55.153	76.7	56.321	59.6	7:57.683	18.74	5:42.006	15:36:32.269
4 -	30.390	88.5	53.016	85.2	<b>52.718</b>	<b>61.1</b>	2:16.124 (2)	65.78	0.447	15:38:48.393
5 -	<b>29.927</b>	<b>88.8</b>	52.830	<b>85.5</b>	52.920	60.0	<b>2:15.677 (1)</b>	<b>65.99</b>		<b>15:41:04.070</b>
6 -	30.770	80.9	<b>52.765</b>	85.0	52.856	59.9	2:16.391 (3)	65.65	0.714	15:43:20.461

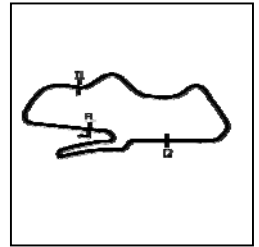
P17 88		Richard SNUGGS					Citroen C1			
IDEAL LAP TIME : 2:15.148		BEST LAP TIME : 2:15.797					DIFFERENCE : 0.649			
LAP	SECTOR 1	SECTOR 2		SECTOR 3		LAP TIME	MPH	DIFF	TIME OF DAY	
1 -						57.8				15:26:11.835
2 -	33.335	73.4	59.198	81.4	55.230	60.0	2:27.763	60.60	11.966	15:28:39.598
3 -	OUTLAP	82.2	54.244	<b>85.7</b>	52.597	61.6	7:49.134	19.08	5:33.337	15:36:28.732
4 -	30.621	86.4	55.715	83.5	52.327	<b>61.8</b>	2:18.663 (3)	64.57	2.866	15:38:47.395
5 -	<b>30.228</b>	<b>87.4</b>	53.140	84.4	52.429	60.4	<b>2:15.797 (1)</b>	<b>65.94</b>		<b>15:41:03.192</b>
6 -	31.205	81.8	<b>52.635</b>	84.7	<b>52.285</b>	61.6	2:16.125 (2)	65.78	0.328	15:43:19.317

Weather / Track : Cloudy / Dry

Donington Park GP  
Circuit Length = 2.4873 miles  
Start: 15:25 Flag 15:42 End: 15:47

# 2021 Nankang Tyre CityCar Cup

## QUALIFYING - SECTOR ANALYSIS



SECTOR 1 = FL to I1, SECTOR 2 = I1 to I2, SECTOR 3 = I2 to FL, DIFF = Difference To Personal Best Lap, P = Crossed Finish Line in Pit Lane, D = Time Disallowed

P18 24		Paul SAVAGE				Peugeot 107				
IDEAL LAP TIME : 2:15.687		BEST LAP TIME : 2:16.216				DIFFERENCE : 0.529				
LAP	SECTOR 1	SECTOR 2		SECTOR 3		LAP TIME	MPH	DIFF	TIME OF DAY	
1 -						60.2			15:26:13.103	
2 -	32.388	74.3	59.407	81.6	55.929	60.5	2:27.724	60.61	11.508	15:28:40.827
3 -	OUTLAP	83.8	54.400	<b>84.4</b>	53.304	<b>60.7</b>	7:49.056	19.09	5:32.840	15:36:29.883
4 -	30.137	85.4	53.749	83.4	<b>52.937</b>	60.6	2:16.823 (2)	65.44	0.607	15:38:46.706
5 -	<b>29.957</b>	<b>85.9</b>	52.936	83.2	53.323	59.9	<b>2:16.216 (1)</b>	<b>65.73</b>		<b>15:41:02.922</b>
6 -	30.994	81.9	<b>52.793</b>	82.9	53.349	60.5	2:17.136 (3)	65.29	0.920	15:43:20.058

P19 31		Adam REYNOLDS				Peugeot 107				
IDEAL LAP TIME : 2:16.424		BEST LAP TIME : 2:16.463				DIFFERENCE : 0.039				
LAP	SECTOR 1	SECTOR 2		SECTOR 3		LAP TIME	MPH	DIFF	TIME OF DAY	
1 -						58.6			15:26:15.460	
2 -	32.706	78.1	58.047	83.4	56.523	59.6	2:27.276	60.80	10.813	15:28:42.736
3 -	OUTLAP	80.8	56.846	73.4	55.074	59.8	7:54.435	18.87	5:37.972	15:36:37.171
4 -	31.041	87.6	56.436	83.0	52.971	61.1	2:20.448 (3)	63.75	3.985	15:38:57.619
5 -	<b>30.515</b>	<b>88.1</b>	55.916	83.6	53.767	61.2	2:20.198 (2)	63.87	3.735	15:41:17.817
6 -	30.554	87.8	<b>54.099</b>	<b>84.6</b>	<b>51.810</b>	<b>61.8</b>	<b>2:16.463 (1)</b>	<b>65.61</b>		<b>15:43:34.280</b>

P20 99		Richard BASTOW				Citroen C1				
IDEAL LAP TIME : 2:17.446		BEST LAP TIME : 2:17.446				DIFFERENCE : 0.000				
LAP	SECTOR 1	SECTOR 2		SECTOR 3		LAP TIME	MPH	DIFF	TIME OF DAY	
1 -						58.6			15:26:31.404	
2 -	OUTLAP	82.3	56.933	83.0	54.563	61.1	9:38.599	15.47	7:21.153	15:36:10.003
3 -	32.010	84.8	55.752	82.6	53.576	61.1	2:21.338 (3)	63.35	3.892	15:38:31.341
4 -	31.064	85.1	54.831	<b>83.8</b>	54.250	61.1	2:20.145 (2)	63.89	2.699	15:40:51.486
5 -	<b>30.132</b>	<b>85.2</b>	<b>54.623</b>	83.7	<b>52.691</b>	<b>61.7</b>	<b>2:17.446 (1)</b>	<b>65.14</b>		<b>15:43:08.932</b>

P21 42		Ben WALKINGSHAW				Citroen C1				
IDEAL LAP TIME : 2:16.922		BEST LAP TIME : 2:18.576				DIFFERENCE : 1.654				
LAP	SECTOR 1	SECTOR 2		SECTOR 3		LAP TIME	MPH	DIFF	TIME OF DAY	
1 -						55.3			15:26:21.842	
2 -	OUTLAP	82.8	55.831	83.7	55.825	54.9	10:19.486	14.45	8:00.910	15:36:41.328
3 -	35.166	75.1	54.770	83.9	52.887	60.1	2:22.823 (2)	62.69	4.247	15:39:04.151
4 -	<b>30.461</b>	<b>85.3</b>	<b>53.669</b>	<b>84.4</b>	53.846	<b>61.1</b>	<b>2:17.976 D</b>	64.89		15:41:22.127
5 -	31.226	85.2	54.558	83.9	<b>52.792</b>	60.4	<b>2:18.576 (1)</b>	<b>64.61</b>		<b>15:43:40.703</b>

P22 66		Daniel SELICK				Toyota Aygo				
IDEAL LAP TIME : 2:11.427		BEST LAP TIME : 2:19.425				DIFFERENCE : 7.998				
LAP	SECTOR 1	SECTOR 2		SECTOR 3		LAP TIME	MPH	DIFF	TIME OF DAY	
1 -						59.8			15:26:08.978	
2 -	32.249	86.5	52.109	<b>85.3</b>	55.067	58.7	<b>2:19.425 (1)</b>	<b>64.22</b>		<b>15:28:28.403</b>
3 -	OUTLAP	86.3	53.139	85.0	51.242	61.2	7:52.283	18.95	5:32.858	15:36:20.686
4 -	<b>29.608</b>	<b>89.1</b>	53.559	83.7	<b>50.881</b>	59.4	<b>2:14.048 D</b>	66.80		15:38:34.734
5 -	29.772	87.7	53.011	84.2	52.291	<b>61.7</b>	<b>2:15.074 D</b>	66.29		15:40:49.808
6 -	29.825	87.8	<b>50.938</b>	85.0	52.134	60.1	<b>2:12.897 D</b>	67.37		15:43:02.705

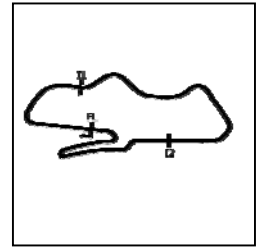
P23 12		Laura PAYNE				Citroen C1				
IDEAL LAP TIME : 2:33.862		BEST LAP TIME : 2:33.862				DIFFERENCE : 0.000				
LAP	SECTOR 1	SECTOR 2		SECTOR 3		LAP TIME	MPH	DIFF	TIME OF DAY	
1 -						55.5			15:26:40.298	
2 -	OUTLAP	60.9	1:08.050	70.9	1:05.489	57.8	10:00.493	14.91	7:26.631	15:36:40.791
3 -	36.851	61.2	1:03.939	77.7	58.646	58.4	2:39.436 (2)	56.16	5.574	15:39:20.227
4 -	<b>34.044</b>	<b>67.5</b>	<b>1:01.925</b>	<b>79.1</b>	<b>57.893</b>	<b>58.6</b>	<b>2:33.862 (1)</b>	<b>58.19</b>		<b>15:41:54.089</b>
5 -	40.681	57.9	1:02.086	78.9	57.995	58.1	2:40.762 (3)	55.70	6.900	15:44:34.851

Weather / Track : Cloudy / Dry

Donington Park GP  
Circuit Length = 2.4873 miles  
Start: 15:25 Flag 15:42 End: 15:47

# 2021 Nankang Tyre CityCar Cup

## QUALIFYING - SECTOR ANALYSIS



SECTOR 1 = FL to I1, SECTOR 2 = I1 to I2, SECTOR 3 = I2 to FL, DIFF = Difference To Personal Best Lap, P = Crossed Finish Line in Pit Lane, D = Time Disallowed

<b>P24</b>	<b>63</b>	<b>Duncan STONE</b>		<b>Citroen C1</b>			
IDEAL LAP TIME :		BEST LAP TIME :		DIFFERENCE :			
LAP	SECTOR 1	SECTOR 2	SECTOR 3	LAP TIME	MPH	DIFF	TIME OF DAY
1 -			<b>59.1</b>				<b>15:25:51.347</b>



# 2021 Nankang Tyre CityCar Cup

## QUALIFYING - BEST SECTORS

SECTOR 1			SECTOR 2			SECTOR 3			IDEAL / BEST COMPARISON						
POS	NO	NAME	TIME	NO	NAME	TIME	NO	NAME	TIME	POS	NO	NAME	IDEAL	BEST	DIFF
													<b>PERFECT LAP</b>	<b>2:08.342</b>	
1	22	GRINDROD	28.947	22	GRINDROD	49.888	22	GRINDROD	49.507	1	22	GRINDROD	2:08.342	2:08.853	0.511
2	80	WILKINSON	29.442	66	SELICK	50.938	3	LETTIS	50.408	2	3	LETTIS	2:10.836	2:10.836	0.000
3	15	DYER	29.447	3	LETTIS	50.960	15	DYER	50.432	3	15	DYER	2:11.097	2:11.373	0.276
4	3	LETTIS	29.468	91	BROWNING	51.136	80	WILKINSON	50.676	4	66	SELICK	2:11.427	2:19.425	7.998
5	7	TROTTER	29.557	15	DYER	51.218	91	BROWNING	50.787	5	91	BROWNING	2:11.493	2:11.493	0.000
6	91	BROWNING	29.570	7	TROTTER	51.286	66	SELICK	50.881	6	80	WILKINSON	2:11.559	2:12.857	1.298
7	69	BURGESS	29.573	80	WILKINSON	51.441	7	TROTTER	51.345	7	7	TROTTER	2:12.188	2:12.188	0.000
8	66	SELICK	29.608	310	NICHOLSON	51.678	31	REYNOLDS	51.810	8	310	NICHOLSON	2:13.805	2:14.561	0.756
9	310	NICHOLSON	29.833	69	BURGESS	52.263	46	FLYNN	51.835	9	69	BURGESS	2:14.035	2:15.228	1.193
10	65	MITCHELL	29.927	43	SAVAGE	52.324	30	FREDERICKSON	52.122	10	46	FLYNN	2:14.405	2:15.082	0.677
11	24	SAVAGE	29.957	777	MACKENZIE	52.493	69	BURGESS	52.199	11	88	SNUGGS	2:15.148	2:15.797	0.649
12	46	FLYNN	30.018	46	FLYNN	52.552	88	SNUGGS	52.285	12	30	FREDERICKSON	2:15.158	2:15.221	0.063
13	30	FREDERICKSON	30.040	88	SNUGGS	52.635	310	NICHOLSON	52.294	13	777	MACKENZIE	2:15.220	2:15.220	0.000
14	43	SAVAGE	30.095	65	MITCHELL	52.765	777	MACKENZIE	52.592	14	43	SAVAGE	2:15.267	2:15.676	0.409
15	99	BASTOW	30.132	24	SAVAGE	52.793	99	BASTOW	52.691	15	65	MITCHELL	2:15.410	2:15.677	0.267
16	777	MACKENZIE	30.135	30	FREDERICKSON	52.996	65	MITCHELL	52.718	16	24	SAVAGE	2:15.687	2:16.216	0.529
17	88	SNUGGS	30.228	42	WALKINGSHAW	53.669	42	WALKINGSHAW	52.792	17	31	REYNOLDS	2:16.424	2:16.463	0.039
18	42	WALKINGSHAW	30.461	31	REYNOLDS	54.099	43	SAVAGE	52.848	18	42	WALKINGSHAW	2:16.922	2:18.576	1.654
19	31	REYNOLDS	30.515	63	STONE	54.165	24	SAVAGE	52.937	19	99	BASTOW	2:17.446	2:17.446	0.000
20	63	STONE	31.861	99	BASTOW	54.623	12	PAYNE	57.893	20	12	PAYNE	2:33.862	2:33.862	0.000
21	12	PAYNE	34.044	12	PAYNE	1:01.925				21	63	STONE			
22										22	23	EVANS		2:11.667	
23										23	100	LAIDLAW		2:12.541	
24										24	101	LAIDLAW		2:13.507	

Weather / Track : Cloudy / Dry

Results can be found at [www.tsl-timing.com](http://www.tsl-timing.com)

Donington Park GP  
 Circuit Length = 2.4873 miles  
 Start: 15:25 Flag 15:42 End: 15:47

Printed - 15:52 Saturday, 10 July 2021

## 2021 Nankang Tyre CityCar Cup

### QUALIFYING - BEST SPEEDS

POS	INTERMEDIATE 1			INTERMEDIATE 2			FINISH LINE		
	NO	NAME	MPH	NO	NAME	MPH	NO	NAME	MPH
1	22	GRINDROD	90.4	22	GRINDROD	87.2	3	LETTIS	62.1
2	3	LETTIS	89.8	3	LETTIS	87.0	80	WILKINSON	62.1
3	91	BROWNING	89.4	7	TROTTER	86.3	22	GRINDROD	62.1
4	80	WILKINSON	89.1	15	DYER	86.0	46	FLYNN	61.9
5	66	SELICK	89.1	777	MACKENZIE	86.0	88	SNUGGS	61.8
6	15	DYER	89.0	80	WILKINSON	85.9	31	REYNOLDS	61.8
7	69	BURGESS	89.0	88	SNUGGS	85.7	15	DYER	61.7
8	65	MITCHELL	88.8	91	BROWNING	85.5	99	BASTOW	61.7
9	7	TROTTER	88.7	69	BURGESS	85.5	66	SELICK	61.7
10	46	FLYNN	88.7	65	MITCHELL	85.5	777	MACKENZIE	61.6
11	31	REYNOLDS	88.1	310	NICHOLSON	85.4	7	TROTTER	61.6
12	30	FREDERICKSON	87.6	46	FLYNN	85.4	69	BURGESS	61.5
13	88	SNUGGS	87.4	66	SELICK	85.3	30	FREDERICKSON	61.4
14	777	MACKENZIE	86.7	63	STONE	84.7	91	BROWNING	61.3
15	43	SAVAGE	86.2	31	REYNOLDS	84.6	310	NICHOLSON	61.1
16	24	SAVAGE	85.9	30	FREDERICKSON	84.5	65	MITCHELL	61.1
17	310	NICHOLSON	85.8	24	SAVAGE	84.4	42	WALKINGSHAW	61.1
18	42	WALKINGSHAW	85.3	42	WALKINGSHAW	84.4	24	SAVAGE	60.7
19	99	BASTOW	85.2	43	SAVAGE	84.2	63	STONE	59.1
20	63	STONE	80.8	99	BASTOW	83.8	12	PAYNE	58.6
21	12	PAYNE	67.5	12	PAYNE	79.1	43	SAVAGE	58.2
22									
23									
24									

Weather / Track : Cloudy / Dry

Results can be found at [www.tsl-timing.com](http://www.tsl-timing.com)

Donington Park GP  
 Circuit Length = 2.4873 miles  
 Start: 15:25 Flag 15:42 End: 15:47

Printed - 15:53 Saturday, 10 July 2021

# 2021 Nankang Tyre CityCar Cup

## QUALIFYING - STATISTICS

**Competitors Started** 24  
**Planned Start** 2021-07-10 @ 15:30:00.000  
**Actual Start** 2021-07-10 @ 15:25:01.979  
**Finish Time** 2021-07-10 @ 15:42:40.853  
**Track Length** 2.4873mi.  
**Total Laps** 131  
**Total Distance Covered** 325.8427mi.

### Session Fastest Lap History

NO	NAME	LAP TIME	TIME OF DAY	LAP	VEHICLE
22	Nic GRINDROD	<b>2:13.072</b>	15:28:02.398	2	Citroen C1
22	Nic GRINDROD	<b>2:09.679</b>	15:38:13.469	4	Citroen C1
22	Nic GRINDROD	<b>2:08.853</b>	15:40:22.324	5	Citroen C1

### Flag History

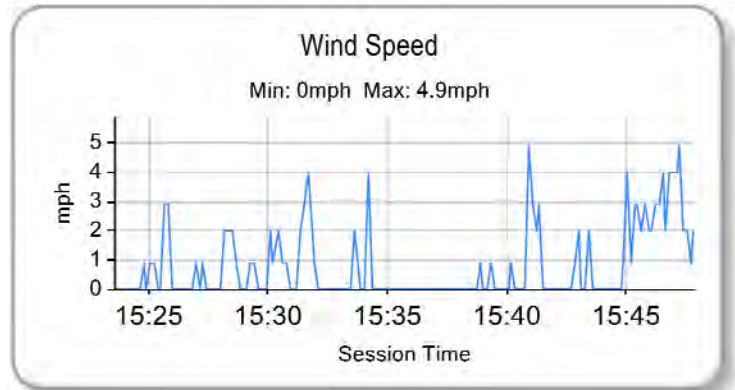
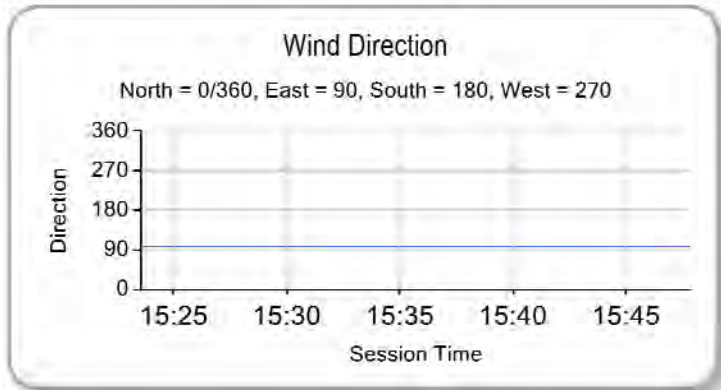
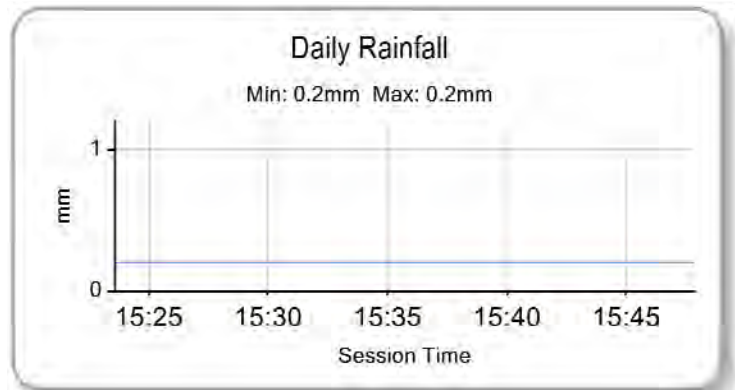
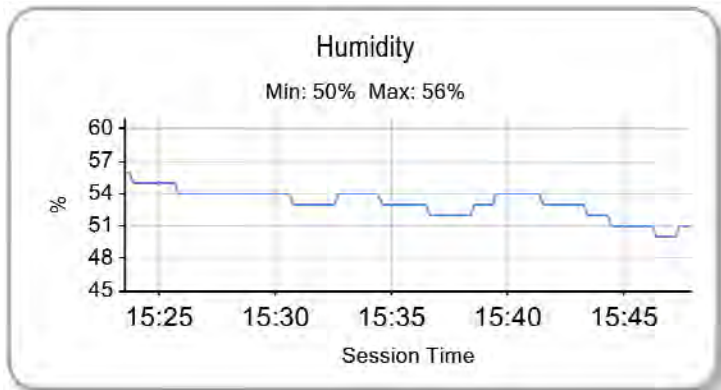
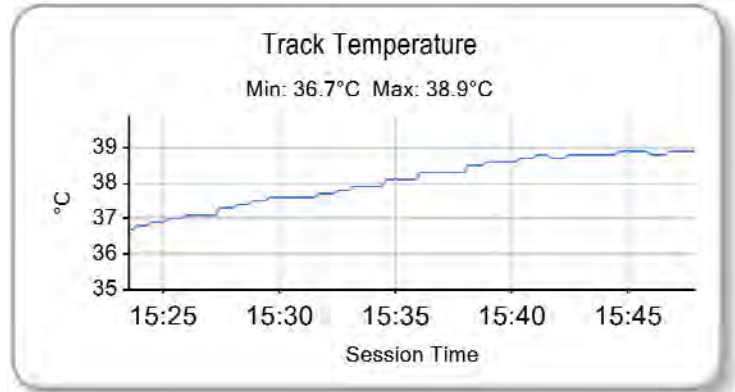
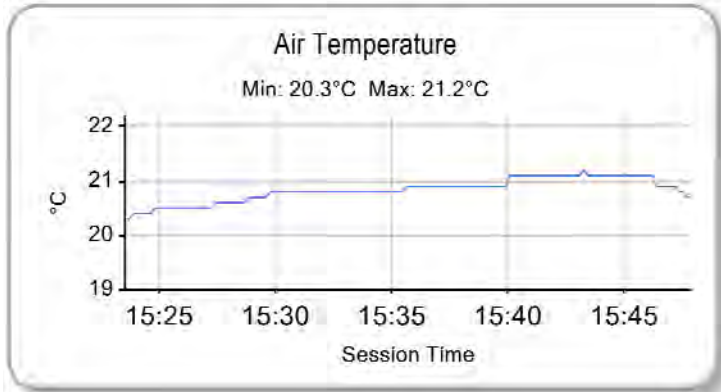
TYPE	TIME OF DAY
GREEN	15:25:01.979
RED	15:28:43.247
GREEN	15:33:38.564
FINISH	15:42:40.853

### Flag Statistics

TYPE	COUNT	TOTAL LAPS	TOTAL TIME
Green	2	7	17:58.339
Red	1	0	4:55.317
Safety Car	0	0	0.000
FCY	0	0	0.000

# 2021 Nankang Tyre CityCar Cup

## QUALIFYING - WEATHER CONDITIONS



Weather / Track : Cloudy / Dry

Results can be found at [www.tsl-timing.com](http://www.tsl-timing.com)

Donington Park GP  
Circuit Length = 2.4873 miles  
Start: 15:25 Flag 15:42 End: 15:47

Printed - 15:54 Saturday, 10 July 2021

# 2021 Nankang Tyre CityCar Cup

## RACE 1 - GRID (20 minutes)

ROW 12	23	2:33.862	12	Laura PAYNE	24	63	Duncan STONE
ROW 11	21	2:18.576	42	Ben WALKINGSHAW	22	66	Daniel SELICK
ROW 10	19	2:16.463	31	Adam REYNOLDS	20	99	Richard BASTOW
ROW 9	17	2:15.797	88	Richard SNUGGS	18	24	Paul SAVAGE
ROW 8	15	2:15.676	43	Brandon SAVAGE	16	65	Ashley MITCHELL
ROW 7	13	2:15.221	30	Gareth FREDERICKSON	14	69	William BURGESS
ROW 6	11	2:15.082	46	Craig FLYNN	12	777	Christopher MACKENZIE
ROW 5	9	2:13.507	101	Samuel LAIDLAW	10	310	John NICHOLSON
ROW 4	7	2:12.541	100	Steve LAIDLAW	8	80	Danny WILKINSON
ROW 3	5	2:11.667	23	Tim EVANS	6	7	Tony TROTTER
ROW 2	3	2:11.373	15	Andrew DYER	4	91	Liam BROWNING
ROW 1	1	2:08.853	22	Nic GRINDROD	2	3	Elliott LETTIS

**Pole**

Donington Park GP  
Circuit Length = 2.4873 miles

These results are provisional until the conclusion of any judicial and technical matters.

Clerk Of Course : Glynn Lee	Stewards :	Timekeeper : Gethin Rees
-----------------------------	------------	--------------------------

Results can be found at [www.tsl-timing.com](http://www.tsl-timing.com)

Printed - 15:50 Saturday, 10 July 2021

## 2021 Nankang Tyre CityCar Cup RACE 1 - CLASSIFICATION

POS	NO	NAME	ENTRY	LAPS	TIME	GAP	DIFF	MPH	BEST	ON
1	22	Nic GRINDROD	Citroen C1	10	21:51.648			68.16	<b>2:09.272</b>	3
2	3	Elliott LETTIS	Peugeot 107	10	21:58.954	<b>7.306</b>	7.306	67.78	<b>2:09.543</b>	7
3	15	Andrew DYER	Citroen C1	10	22:00.408	<b>8.760</b>	1.454	67.71	<b>2:10.809</b>	2
4	23	Tim EVANS	Toyota Aygo	10	22:00.928	<b>9.280</b>	0.520	67.68	<b>2:10.008</b>	3
5	7	Tony TROTTER	Citroen C1	10	22:10.196	<b>18.548</b>	9.268	67.21	<b>2:11.446</b>	3
6	46	Craig FLYNN	Citroen C1	10	22:12.242	<b>20.594</b>	2.046	67.11	<b>2:11.232</b>	6
7	100	Steve LAIDLAW	Peugeot 107	10	22:12.538	<b>20.890</b>	0.296	67.09	<b>2:10.940</b>	6
8	91	Liam BROWNING	Citroen C1	10	22:19.096	<b>27.448</b>	6.558	66.76	<b>2:09.991</b>	3
9	63	Duncan STONE	Citroen C1	10	22:19.987	<b>28.339</b>	0.891	66.72	<b>2:11.070</b>	8
10	69	William BURGESS	Citroen C1	10	22:24.150	<b>32.502</b>	4.163	66.51	<b>2:11.897</b>	4
11	80	Danny WILKINSON	Citroen C1	10	22:24.326	<b>32.678</b>	0.176	66.50	<b>2:12.157</b>	7
12	66	Daniel SELICK	Toyota Aygo	10	22:25.496	<b>33.848</b>	1.170	66.44	<b>2:10.318</b>	10
13	101	Samuel LAIDLAW	Peugeot 107	10	22:25.902	<b>34.254</b>	0.406	66.42	<b>2:12.827</b>	4
14	88	Richard SNUGGS	Citroen C1	10	22:31.048	<b>39.400</b>	5.146	66.17	<b>2:12.885</b>	9
15	777	Christopher MACKENZIE	Citroen C1	10	22:34.339	<b>42.691</b>	3.291	66.01	<b>2:13.961</b>	3
16	99	Richard BASTOW	Citroen C1	10	22:37.037	<b>45.389</b>	2.698	65.88	<b>2:11.855</b>	9
17	65	Ashley MITCHELL	Toyota Aygo	10	22:38.735	<b>47.087</b>	1.698	65.80	<b>2:13.566</b>	10
18	24	Paul SAVAGE	Peugeot 107	10	22:45.176	<b>53.528</b>	6.441	65.49	<b>2:13.593</b>	4
19	310	John NICHOLSON	Peugeot 107	10	22:49.474	<b>57.826</b>	4.298	65.28	<b>2:13.802</b>	4
20	42	Ben WALKINGSHAW	Citroen C1	10	23:02.101	<b>1:10.453</b>	12.627	64.68	<b>2:14.111</b>	10

### NOT CLASSIFIED

DNF	12	Laura PAYNE	Citroen C1	7	17:12.556	<b>3 Laps</b>	3 Laps	60.57	<b>2:22.979</b>	7
DNF	43	Brandon SAVAGE	Citroen C1	3	8:03.666	<b>7 Laps</b>	4 Laps	55.25	<b>2:17.611</b>	2
DNF	30	Gareth FREDERICKSON	Citroen C1	1	2:55.760	<b>9 Laps</b>	2 Laps	50.17		
DNF	31	Adam REYNOLDS	Peugeot 107	0						

### FASTEST LAP

22	Nic GRINDROD	Citroen C1	3	2:09.272	69.26 mph	111.47 kph
----	--------------	------------	---	----------	-----------	------------

Weather / Track : Overcast / Dry

These results are provisional until the conclusion of any judicial and technical matters.

Donington Park GP: 2.4873 miles

Race Distance: 10 Laps / 24.87 miles

Start: 11:31 Flag 11:52 End: 11:55

Clerk Of Course : Glynn Lee	Stewards :	Timekeeper : Gethin Rees
-----------------------------	------------	--------------------------

Results can be found at [www.tsl-timing.com](http://www.tsl-timing.com)

Printed - 11:55 Sunday, 11 July 2021

# 2021 Nankang Tyre CityCar Cup

## RACE 1 - LAP CHART

LAP 1 @ 11:33:17.465			LAP 2 @ 11:35:28.304			LAP 3 @ 11:37:37.576			LAP 4 @ 11:39:47.205			LAP 5 @ 11:41:58.243		
NO	BEHIND	LAP TIME	NO	BEHIND	LAP TIME	NO	BEHIND	LAP TIME	NO	BEHIND	LAP TIME	NO	BEHIND	LAP TIME
22		2:15.671	22		2:10.839	22		2:09.272	22		2:09.629	22		2:11.038
15	1.093	2:16.764	15	1.063	2:10.809	15	2.711	2:10.920	15	4.749	2:11.667	15	4.770	2:11.059
3	1.456	2:17.127	3	1.332	2:10.715	23	3.163	2:10.008	23	5.624	2:12.090	23	6.191	2:11.605
23	2.429	2:18.100	23	2.427	2:10.837	3	3.425	2:11.365	3	6.096	2:12.300	3	7.471	2:12.413
91	2.880	2:18.551	91	2.917	2:10.876	91	3.636	2:09.991	91	6.535	2:12.528	91	8.086	2:12.589
7	3.348	2:19.019	7	5.094	2:12.585	7	7.268	2:11.446	7	9.301	2:11.662	7	11.290	2:13.027
100	3.555	2:19.226	100	5.448	2:12.732	100	7.838	2:11.662	46	11.891	2:13.106	46	12.775	2:11.922
46	4.881	2:20.552	46	6.205	2:12.163	46	8.414	2:11.481	100	12.658	2:14.449	100	13.385	2:11.765
101	5.948	2:21.619	101	8.398	2:13.289	101	12.466	2:13.340	101	15.664	2:12.827	69	18.741	2:13.884
777	6.473	2:22.144	777	10.234	2:13.148	69	13.627	2:12.665	69	15.895	2:11.897	101	19.586	2:14.960
69	7.925	2:23.596	777	10.744	2:15.110	777	15.433	2:13.961	80	19.422	2:13.354	80	21.127	2:12.743
80	8.288	2:23.959	80	11.085	2:13.636	80	15.697	2:13.884	777	21.305	2:15.501	777	24.666	2:14.399
88	9.900	2:25.571	88	14.078	2:15.017	88	18.616	2:13.810	88	23.018	2:14.031	88	24.999	2:13.019
310	10.400	2:26.071	310	15.811	2:16.250	310	20.414	2:13.875	310	24.587	2:13.802	63	25.910	2:11.521
65	10.676	2:26.347	65	16.843	2:17.006	65	21.296	2:13.725	63	25.427	2:11.907	66	27.701	2:12.441
24	12.035	2:27.706	24	18.254	2:17.058	63	23.149	2:13.614	65	25.991	2:14.324	65	29.666	2:14.713
63	13.872	2:29.543	63	18.807	2:15.774	66	25.030	2:12.720	66	26.298	2:10.897	310	30.396	2:16.847
99	14.593	2:30.264	99	20.930	2:17.176	24	26.067	2:17.085	24	30.031	2:13.593	99	34.192	2:13.502
42	16.225	2:31.896	66	21.582	2:14.951	99	26.972	2:15.314	99	31.728	2:14.385	24	34.989	2:15.996
66	17.470	2:33.141	42	23.253	2:17.867	42	29.207	2:15.226	42	35.497	2:15.919	42	47.026	2:22.567
12	22.484	2:38.155	12	41.268	2:29.623	12	59.171	2:27.175	12	1:15.491	2:25.949	12	1:29.125	2:24.672
30	40.089	2:55.760 P	43	49.291	2:17.611	43	1:27.884	2:47.865 P						
43	42.519	2:58.190												

Weather / Track : Overcast / Dry

# 2021 Nankang Tyre CityCar Cup

## RACE 1 - LAP CHART

LAP 6 @ 11:44:10.100			LAP 7 @ 11:46:21.151			LAP 8 @ 11:48:31.881			LAP 9 @ 11:50:42.651			LAP 10 @ 11:52:53.442		
NO	BEHIND	LAP TIME	NO	BEHIND	LAP TIME	NO	BEHIND	LAP TIME	NO	BEHIND	LAP TIME	NO	BEHIND	LAP TIME
<b>22</b>		2:11.857	<b>22</b>		2:11.051	<b>22</b>		2:10.730	<b>22</b>		2:10.770	<b>22</b>		2:10.791
<b>15</b>	3.856	2:10.943	<b>23</b>	3.864	2:10.122	<b>23</b>	5.151	2:12.017	<b>23</b>	5.658	2:11.277	<b>3</b>	7.306	2:12.156
<b>23</b>	4.793	2:10.459	<b>15</b>	4.194	2:11.389	<b>3</b>	5.757	2:11.934	<b>3</b>	5.941	2:10.954	<b>15</b>	8.760	2:12.971
<b>3</b>	6.061	2:10.447	<b>3</b>	4.553	2:09.543	<b>15</b>	5.981	2:12.517	<b>15</b>	6.580	2:11.369	<b>23</b>	9.280	2:14.413
<b>91</b>	6.948	2:10.719	<b>91</b>	7.427	2:11.530	<b>91</b>	8.073	2:11.376	<b>91</b>	8.356	2:11.053	<b>7</b>	18.548	2:12.223
<b>7</b>	10.994	2:11.561	<b>46</b>	12.728	2:11.629	<b>46</b>	14.981	2:12.983	<b>7</b>	17.116	2:12.746	<b>46</b>	20.594	2:13.560
<b>46</b>	12.150	2:11.232	<b>7</b>	13.072	2:13.129	<b>7</b>	15.140	2:12.798	<b>46</b>	17.825	2:13.614	<b>100</b>	20.890	2:13.058
<b>100</b>	12.468	2:10.940	<b>100</b>	13.375	2:11.958	<b>100</b>	16.083	2:13.438	<b>100</b>	18.623	2:13.310	<b>91</b>	27.448	2:29.883
<b>69</b>	20.661	2:13.777	<b>69</b>	22.391	2:12.781	<b>80</b>	24.840	2:12.627	<b>63</b>	27.729	2:11.725	<b>63</b>	28.339	2:11.401
<b>80</b>	21.837	2:12.567	<b>80</b>	22.943	2:12.157	<b>69</b>	25.244	2:13.583	<b>69</b>	29.560	2:15.086	<b>69</b>	32.502	2:13.733
<b>101</b>	22.027	2:14.298	<b>101</b>	24.612	2:13.636	<b>63</b>	26.774	2:11.070	<b>80</b>	29.839	2:15.769	<b>80</b>	32.678	2:13.630
<b>63</b>	26.183	2:12.130	<b>63</b>	26.434	2:11.302	<b>101</b>	28.799	2:14.917	<b>101</b>	31.656	2:13.627	<b>66</b>	33.848	2:10.318
<b>777</b>	26.973	2:14.164	<b>777</b>	30.010	2:14.088	<b>66</b>	33.525	2:13.938	<b>66</b>	34.321	2:11.566	<b>101</b>	34.254	2:13.389
<b>88</b>	27.228	2:14.086	<b>66</b>	30.317	2:13.898	<b>777</b>	34.411	2:15.131	<b>88</b>	36.772	2:12.885	<b>88</b>	39.400	2:13.419
<b>66</b>	27.470	2:11.626	<b>88</b>	30.485	2:14.308	<b>88</b>	34.657	2:14.902	<b>777</b>	39.359	2:15.718	<b>777</b>	42.691	2:14.123
<b>65</b>	32.601	2:14.792	<b>65</b>	37.632	2:16.082	<b>99</b>	41.112	2:13.973	<b>99</b>	42.197	2:11.855	<b>99</b>	45.389	2:13.983
<b>99</b>	35.573	2:13.238	<b>99</b>	37.869	2:13.347	<b>65</b>	41.498	2:14.596	<b>65</b>	44.312	2:13.584	<b>65</b>	47.087	2:13.566
<b>24</b>	37.696	2:14.564	<b>24</b>	40.988	2:14.343	<b>24</b>	44.996	2:14.738	<b>24</b>	49.249	2:15.023	<b>24</b>	53.528	2:15.070
<b>310</b>	40.847	2:22.308	<b>310</b>	44.639	2:14.843	<b>310</b>	48.951	2:15.042	<b>310</b>	53.152	2:14.971	<b>310</b>	57.826	2:15.465
<b>42</b>	51.680	2:16.511	<b>42</b>	55.945	2:15.316	<b>42</b>	1:02.077	2:16.862	<b>42</b>	1:07.133	2:15.826	<b>42</b>	1:10.453	2:14.111
<b>12</b>	1:41.271	2:24.003	<b>12</b>	1:53.199	2:22.979									

Weather / Track : Overcast / Dry

Results can be found at [www.tsl-timing.com](http://www.tsl-timing.com)

Page 2 of 2

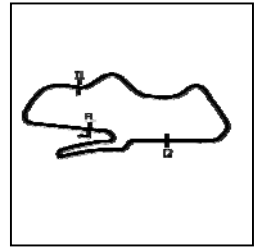
Donington Park GP  
 Circuit Length = 2.4873 miles  
 Start: 11:31 Flag 11:52 End: 11:55

Printed - 12:01 Sunday, 11 July 2021



# 2021 Nankang Tyre CityCar Cup

## RACE 1 - SECTOR ANALYSIS



SECTOR 1 = FL to I1, SECTOR 2 = I1 to I2, SECTOR 3 = I2 to FL, DIFF = Difference To Personal Best Lap, P = Crossed Finish Line in Pit Lane, D = Time Disallowed

P1 22		Nic GRINDROD					Citroen C1				
IDEAL LAP TIME : 2:09.210		BEST LAP TIME : 2:09.272					DIFFERENCE : 0.062				
LAP	SECTOR 1	SECTOR 2		SECTOR 3		LAP TIME	MPH	DIFF	TIME OF DAY		
1 -		88.0	50.925	85.7	50.273	61.1	2:15.671	66.00	6.399	11:33:17.465	
2 -	29.511	90.0	50.714	85.4	50.614	61.4	2:10.839	68.43	1.567	11:35:28.304	
3 -	29.223	89.4	<b>50.185</b>	86.0	<b>49.864</b>	<b>61.9</b>	<b>2:09.272 (1)</b>	<b>69.26</b>		<b>11:37:37.576</b>	
4 -	29.304	90.5	50.357	85.8	49.968	<b>61.9</b>	2:09.629 (2)	69.07	0.357	11:39:47.205	
5 -	<b>29.161</b>	89.5	50.756	86.1	51.121	61.4	2:11.038	68.33	1.766	11:41:58.243	
6 -	29.918	90.0	50.980	85.2	50.959	61.6	2:11.857	67.91	2.585	11:44:10.100	
7 -	29.395	<b>90.8</b>	50.678	85.9	50.978	61.7	2:11.051	68.32	1.779	11:46:21.151	
8 -	29.390	90.1	50.545	85.8	50.795	61.5	2:10.730 (3)	68.49	1.458	11:48:31.881	
9 -	29.557	90.3	50.516	<b>86.3</b>	50.697	61.7	2:10.770	68.47	1.498	11:50:42.651	
10 -	29.538	90.3	50.674	86.2	50.579	61.1	2:10.791	68.46	1.519	11:52:53.442	

P2 3		Elliott LETTIS					Peugeot 107				
IDEAL LAP TIME : 2:09.428		BEST LAP TIME : 2:09.543					DIFFERENCE : 0.115				
LAP	SECTOR 1	SECTOR 2		SECTOR 3		LAP TIME	MPH	DIFF	TIME OF DAY		
1 -		89.1	51.100	85.9	50.839	62.1	2:17.127	65.30	7.584	11:33:18.921	
2 -	29.425	90.5	51.083	85.0	50.207	<b>62.3</b>	2:10.715 (3)	68.50	1.172	11:35:29.636	
3 -	<b>29.177</b>	91.0	50.676	85.7	51.512	57.8	2:11.365	68.16	1.822	11:37:41.001	
4 -	29.698	91.0	51.999	85.1	50.603	62.0	2:12.300	67.68	2.757	11:39:53.301	
5 -	29.206	<b>91.1</b>	52.001	83.4	51.206	61.6	2:12.413	67.62	2.870	11:42:05.714	
6 -	29.493	90.1	50.265	86.2	50.689	62.0	2:10.447 (2)	68.64	0.904	11:44:16.161	
7 -	29.292	90.5	<b>50.198</b>	86.5	<b>50.053</b>	61.9	<b>2:09.543 (1)</b>	<b>69.12</b>		<b>11:46:25.704</b>	
8 -	29.381	90.5	51.259	<b>86.7</b>	51.294	61.3	2:11.934	67.87	2.391	11:48:37.638	
9 -	29.568	89.8	50.778	86.4	50.608	62.0	2:10.954	68.37	1.411	11:50:48.592	
10 -	29.613	89.8	50.585	85.9	51.958	58.5	2:12.156	67.75	2.613	11:53:00.748	

P3 15		Andrew DYER					Citroen C1				
IDEAL LAP TIME : 2:09.964		BEST LAP TIME : 2:10.809					DIFFERENCE : 0.845				
LAP	SECTOR 1	SECTOR 2		SECTOR 3		LAP TIME	MPH	DIFF	TIME OF DAY		
1 -		88.5	51.020	84.7	50.709	61.6	2:16.764	65.47	5.955	11:33:18.558	
2 -	29.530	89.1	51.128	85.0	<b>50.151</b>	<b>62.0</b>	<b>2:10.809 (1)</b>	<b>68.45</b>		<b>11:35:29.367</b>	
3 -	<b>29.239</b>	89.1	<b>50.574</b>	85.2	51.107	58.9	2:10.920 (2)	68.39	0.111	11:37:40.287	
4 -	29.702	89.4	50.769	85.0	51.196	61.1	2:11.667	68.00	0.858	11:39:51.954	
5 -	29.522	88.0	51.095	84.8	50.442	60.8	2:11.059	68.32	0.250	11:42:03.013	
6 -	29.603	88.5	50.936	84.6	50.404	61.5	2:10.943 (3)	68.38	0.134	11:44:13.956	
7 -	29.438	88.7	50.990	84.7	50.961	61.2	2:11.389	68.15	0.580	11:46:25.345	
8 -	29.546	89.9	51.248	<b>85.9</b>	51.723	60.8	2:12.517	67.57	1.708	11:48:37.862	
9 -	29.613	<b>90.1</b>	50.773	85.8	50.983	60.4	2:11.369	68.16	0.560	11:50:49.231	
10 -	29.659	89.7	50.823	85.8	52.489	59.0	2:12.971	67.34	2.162	11:53:02.202	

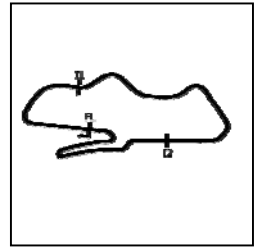
P4 23		Tim EVANS					Toyota Aygo				
IDEAL LAP TIME : 2:09.865		BEST LAP TIME : 2:10.008					DIFFERENCE : 0.143				
LAP	SECTOR 1	SECTOR 2		SECTOR 3		LAP TIME	MPH	DIFF	TIME OF DAY		
1 -		85.1	51.206	86.1	51.369	61.2	2:18.100	64.84	8.092	11:33:19.894	
2 -	29.655	88.4	50.689	85.4	50.493	61.7	2:10.837	68.43	0.829	11:35:30.731	
3 -	29.341	89.0	50.529	85.9	<b>50.138</b>	61.2	<b>2:10.008 (1)</b>	<b>68.87</b>		<b>11:37:40.739</b>	
4 -	29.697	<b>89.3</b>	51.904	84.0	50.489	61.3	2:12.090	67.79	2.082	11:39:52.829	
5 -	<b>29.320</b>	89.2	51.591	85.1	50.694	61.5	2:11.605	68.04	1.597	11:42:04.434	
6 -	29.464	88.7	<b>50.407</b>	<b>86.2</b>	50.588	61.7	2:10.459 (3)	68.63	0.451	11:44:14.893	
7 -	29.378	89.1	50.501	86.1	50.243	61.1	2:10.122 (2)	68.81	0.114	11:46:25.015	
8 -	29.586	87.8	51.162	85.0	51.269	61.0	2:12.017	67.82	2.009	11:48:37.032	
9 -	29.683	87.7	50.867	85.3	50.727	<b>61.8</b>	2:11.277	68.21	1.269	11:50:48.309	
10 -	29.493	87.4	50.585	85.4	54.335	59.1	2:14.413	66.61	4.405	11:53:02.722	

Weather / Track : Overcast / Dry

Donington Park GP  
Circuit Length = 2.4873 miles  
Start: 11:31 Flag 11:52 End: 11:55

# 2021 Nankang Tyre CityCar Cup

## RACE 1 - SECTOR ANALYSIS



SECTOR 1 = FL to I1, SECTOR 2 = I1 to I2, SECTOR 3 = I2 to FL, DIFF = Difference To Personal Best Lap, P = Crossed Finish Line in Pit Lane, D = Time Disallowed

<b>P5 7</b>		<b>Tony TROTTER</b>					<b>Citroen C1</b>				
IDEAL LAP TIME : 2:10.722		BEST LAP TIME : 2:11.446					DIFFERENCE : 0.724				
LAP	SECTOR 1	SECTOR 2		SECTOR 3		LAP TIME	MPH	DIFF	TIME OF DAY		
1 -		86.8	51.403	<b>86.8</b>	51.171	61.8	2:19.019	64.41	7.573	11:33:20.813	
2 -	<b>29.261</b>	89.4	52.247	85.2	51.077	61.8	2:12.585	67.53	1.139	11:35:33.398	
<b>3 -</b>	29.466	<b>89.9</b>	51.103	85.8	50.877	61.5	<b>2:11.446 (1)</b>	<b>68.12</b>		<b>11:37:44.844</b>	
4 -	29.754	88.1	<b>50.868</b>	85.7	51.040	60.7	2:11.662 (3)	68.01	0.216	11:39:56.506	
5 -	29.967	87.8	51.616	85.1	51.444	<b>61.9</b>	2:13.027	67.31	1.581	11:42:09.533	
6 -	29.454	88.1	51.017	85.4	51.090	61.8	2:11.561 (2)	68.06	0.115	11:44:21.094	
7 -	29.862	88.1	51.180	84.7	52.087	61.5	2:13.129	67.26	1.683	11:46:34.223	
8 -	29.389	85.2	52.816	86.5	<b>50.593</b>	60.6	2:12.798	67.42	1.352	11:48:47.021	
9 -	29.793	89.4	52.029	84.8	50.924	61.3	2:12.746	67.45	1.300	11:50:59.767	
10 -	29.564	88.7	51.367	85.1	51.292	60.8	2:12.223	67.72	0.777	11:53:11.990	

<b>P6 46</b>		<b>Craig FLYNN</b>					<b>Citroen C1</b>				
IDEAL LAP TIME : 2:10.971		BEST LAP TIME : 2:11.232					DIFFERENCE : 0.261				
LAP	SECTOR 1	SECTOR 2		SECTOR 3		LAP TIME	MPH	DIFF	TIME OF DAY		
1 -		83.9	51.850	85.7	51.645	56.7	2:20.552	63.70	9.320	11:33:22.346	
2 -	30.193	89.1	51.540	85.5	<b>50.430</b>	61.1	2:12.163	67.75	0.931	11:35:34.509	
3 -	29.743	89.8	<b>51.109</b>	85.9	50.629	<b>61.9</b>	2:11.481 (2)	68.10	0.249	11:37:45.990	
4 -	29.556	89.0	52.215	82.5	51.335	60.7	2:13.106	67.27	1.874	11:39:59.096	
5 -	29.841	89.9	51.207	85.3	50.874	61.2	2:11.922	67.87	0.690	11:42:11.018	
<b>6 -</b>	29.574	89.8	51.195	86.0	50.463	61.5	<b>2:11.232 (1)</b>	<b>68.23</b>		<b>11:44:22.250</b>	
7 -	<b>29.432</b>	90.5	51.243	<b>86.3</b>	50.954	61.6	2:11.629 (3)	68.02	0.397	11:46:33.879	
8 -	29.677	89.7	52.046	84.8	51.260	61.2	2:12.983	67.33	1.751	11:48:46.862	
9 -	30.180	<b>90.6</b>	52.457	84.5	50.977	58.5	2:13.614	67.01	2.382	11:51:00.476	
10 -	30.866	<b>90.6</b>	51.982	83.9	50.712	60.5	2:13.560	67.04	2.328	11:53:14.036	

<b>P7 100</b>		<b>Steve LAIDLAW</b>					<b>Peugeot 107</b>				
IDEAL LAP TIME : 2:10.699		BEST LAP TIME : 2:10.940					DIFFERENCE : 0.241				
LAP	SECTOR 1	SECTOR 2		SECTOR 3		LAP TIME	MPH	DIFF	TIME OF DAY		
1 -		85.2	51.364	85.7	51.810	<b>61.9</b>	2:19.226	64.31	8.286	11:33:21.020	
2 -	29.624	89.8	52.407	84.2	50.701	61.0	2:12.732	67.46	1.792	11:35:33.752	
3 -	29.752	<b>90.1</b>	51.032	85.3	50.878	61.5	2:11.662 (2)	68.01	0.722	11:37:45.414	
4 -	29.966	90.0	52.342	84.9	52.141	60.9	2:14.449	66.60	3.509	11:39:59.863	
5 -	29.756	86.8	50.897	85.1	51.112	61.3	2:11.765 (3)	67.95	0.825	11:42:11.628	
<b>6 -</b>	29.729	89.4	<b>50.753</b>	<b>85.8</b>	<b>50.458</b>	61.4	<b>2:10.940 (1)</b>	<b>68.38</b>		<b>11:44:22.568</b>	
7 -	29.630	90.0	51.008	<b>85.8</b>	51.320	61.4	2:11.958	67.85	1.018	11:46:34.526	
8 -	<b>29.488</b>	89.8	52.007	85.7	51.943	60.8	2:13.438	67.10	2.498	11:48:47.964	
9 -	29.866	89.2	52.326	83.1	51.118	60.5	2:13.310	67.17	2.370	11:51:01.274	
10 -	29.904	89.4	52.471	83.5	50.683	60.4	2:13.058	67.29	2.118	11:53:14.332	

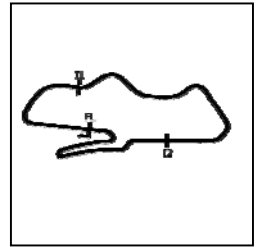
<b>P8 91</b>		<b>Liam BROWNING</b>					<b>Citroen C1</b>				
IDEAL LAP TIME : 2:09.887		BEST LAP TIME : 2:09.991					DIFFERENCE : 0.104				
LAP	SECTOR 1	SECTOR 2		SECTOR 3		LAP TIME	MPH	DIFF	TIME OF DAY		
1 -		88.7	51.015	<b>86.4</b>	51.542	<b>61.8</b>	2:18.551	64.62	8.560	11:33:20.345	
2 -	29.439	90.6	50.863	85.9	50.574	<b>61.8</b>	2:10.876 (3)	68.41	0.885	11:35:31.221	
<b>3 -</b>	29.356	90.6	<b>50.366</b>	86.2	<b>50.269</b>	61.5	<b>2:09.991 (1)</b>	<b>68.88</b>		<b>11:37:41.212</b>	
4 -	30.076	90.6	51.768	83.9	50.684	61.5	2:12.528	67.56	2.537	11:39:53.740	
5 -	<b>29.252</b>	<b>90.9</b>	51.591	83.3	51.746	61.1	2:12.589	67.53	2.598	11:42:06.329	
6 -	29.510	90.6	50.752	85.0	50.457	61.7	2:10.719 (2)	68.50	0.728	11:44:17.048	
7 -	29.857	89.1	51.091	84.8	50.582	61.3	2:11.530	68.07	1.539	11:46:28.578	
8 -	29.672	88.3	50.902	84.8	50.802	61.5	2:11.376	68.15	1.385	11:48:39.954	
9 -	29.646	90.1	51.062	85.3	50.345	61.5	2:11.053	68.32	1.062	11:50:51.007	
10 -	29.484	89.7	50.471	85.5	1:09.928	47.0	2:29.883	59.74	19.892	11:53:20.890	

Weather / Track : Overcast / Dry

Donington Park GP  
Circuit Length = 2.4873 miles  
Start: 11:31 Flag 11:52 End: 11:55

# 2021 Nankang Tyre CityCar Cup

## RACE 1 - SECTOR ANALYSIS



SECTOR 1 = FL to I1, SECTOR 2 = I1 to I2, SECTOR 3 = I2 to FL, DIFF = Difference To Personal Best Lap, P = Crossed Finish Line in Pit Lane, D = Time Disallowed

P9 63		Duncan STONE					Citroen C1			
IDEAL LAP TIME : 2:10.284		BEST LAP TIME : 2:11.070					DIFFERENCE : 0.786			
LAP	SECTOR 1	SECTOR 2		SECTOR 3		LAP TIME	MPH	DIFF	TIME OF DAY	
1 -		78.5	57.140	83.0	52.705	61.1	2:29.543	59.87	18.473	11:33:31.337
2 -	30.665	87.6	53.470	84.6	51.639	61.5	2:15.774	65.95	4.704	11:35:47.111
3 -	29.684	<b>89.8</b>	52.763	85.0	51.167	60.1	2:13.614	67.01	2.544	11:38:00.725
4 -	29.836	89.1	51.246	86.4	50.825	60.9	2:11.907	67.88	0.837	11:40:12.632
5 -	29.461	89.0	51.376	85.9	<b>50.684</b>	61.3	2:11.521	68.08	0.451	11:42:24.153
6 -	<b>29.395</b>	89.5	51.881	86.2	50.854	61.3	2:12.130	67.77	1.060	11:44:36.283
7 -	29.647	88.3	50.881	85.4	50.774	<b>61.6</b>	2:11.302 (2)	68.19	0.232	11:46:47.585
8 -	29.495	89.1	<b>50.205</b>	<b>86.7</b>	51.370	61.2	<b>2:11.070 (1)</b>	<b>68.31</b>		<b>11:48:58.655</b>
9 -	29.679	88.5	50.554	86.0	51.492	60.6	2:11.725	67.97	0.655	11:51:10.380
10 -	29.853	88.3	50.704	85.7	50.844	60.6	2:11.401 (3)	68.14	0.331	11:53:21.781

P10 69		William BURGESS					Citroen C1			
IDEAL LAP TIME : 2:11.433		BEST LAP TIME : 2:11.897					DIFFERENCE : 0.464			
LAP	SECTOR 1	SECTOR 2		SECTOR 3		LAP TIME	MPH	DIFF	TIME OF DAY	
1 -		85.1	53.816	85.2	52.467	62.1	2:23.596	62.35	11.699	11:33:25.390
2 -	29.452	<b>90.3</b>	52.214	85.4	51.482	<b>62.3</b>	2:13.148	67.25	1.251	11:35:38.538
3 -	29.542	89.8	52.014	85.0	<b>51.109</b>	62.1	2:12.665 (2)	67.49	0.768	11:37:51.203
4 -	<b>29.243</b>	89.8	<b>51.081</b>	<b>86.5</b>	51.573	62.0	<b>2:11.897 (1)</b>	<b>67.88</b>		<b>11:40:03.100</b>
5 -	29.856	88.4	52.096	85.5	51.932	62.0	2:13.884	66.88	1.987	11:42:16.984
6 -	29.743	88.3	52.425	84.7	51.609	62.2	2:13.777	66.93	1.880	11:44:30.761
7 -	29.548	89.0	51.790	85.1	51.443	61.9	2:12.781 (3)	67.43	0.884	11:46:43.542
8 -	29.646	89.0	51.253	85.2	52.684	62.2	2:13.583	67.03	1.686	11:48:57.125
9 -	32.673	84.4	51.180	86.1	51.233	61.5	2:15.086	66.28	3.189	11:51:12.211
10 -	29.584	89.3	51.501	83.8	52.648	61.3	2:13.733	66.95	1.836	11:53:25.944

P11 80		Danny WILKINSON					Citroen C1			
IDEAL LAP TIME : 2:11.120		BEST LAP TIME : 2:12.157					DIFFERENCE : 1.037			
LAP	SECTOR 1	SECTOR 2		SECTOR 3		LAP TIME	MPH	DIFF	TIME OF DAY	
1 -		84.2	52.645	<b>86.1</b>	54.329	61.5	2:23.959	62.20	11.802	11:33:25.753
2 -	29.656	90.0	52.372	83.7	51.608	61.2	2:13.636	67.00	1.479	11:35:39.389
3 -	29.716	89.5	51.807	84.7	52.361	61.7	2:13.884	66.88	1.727	11:37:53.273
4 -	29.988	87.3	52.016	84.7	51.350	61.6	2:13.354	67.14	1.197	11:40:06.627
5 -	29.882	87.7	51.682	84.6	51.179	<b>62.4</b>	2:12.743	67.45	0.586	11:42:19.370
6 -	29.459	89.4	51.016	85.9	52.092	60.2	2:12.567 (2)	67.54	0.410	11:44:31.937
7 -	30.100	88.6	51.243	84.9	<b>50.814</b>	61.5	<b>2:12.157 (1)</b>	<b>67.75</b>		<b>11:46:44.094</b>
8 -	<b>29.336</b>	<b>90.6</b>	51.397	83.6	51.894	61.1	2:12.627 (3)	67.51	0.470	11:48:56.721
9 -	29.867	87.2	52.315	83.2	53.587	60.6	2:15.769	65.95	3.612	11:51:12.490
10 -	29.863	89.7	<b>50.970</b>	85.4	52.797	60.4	2:13.630	67.00	1.473	11:53:26.120

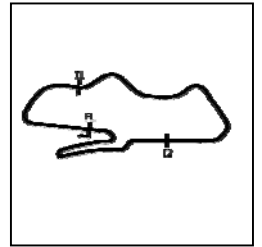
P12 66		Daniel SELICK					Toyota Aygo			
IDEAL LAP TIME : 2:10.217		BEST LAP TIME : 2:10.318					DIFFERENCE : 0.101			
LAP	SECTOR 1	SECTOR 2		SECTOR 3		LAP TIME	MPH	DIFF	TIME OF DAY	
1 -		77.7	1:01.513	78.2	52.199	60.0	2:33.141	58.47	22.823	11:33:34.935
2 -	30.283	88.8	52.955	85.0	51.713	<b>62.7</b>	2:14.951	66.35	4.633	11:35:49.886
3 -	29.423	88.7	50.755	<b>87.1</b>	52.542	60.7	2:12.720	67.46	2.402	11:38:02.606
4 -	29.661	89.1	<b>50.467</b>	86.2	50.769	61.1	2:10.897 (2)	68.40	0.579	11:40:13.503
5 -	29.664	89.2	52.359	83.9	50.418	61.1	2:12.441	67.61	2.123	11:42:25.944
6 -	29.658	88.3	50.722	85.3	51.246	61.8	2:11.626	68.02	1.308	11:44:37.570
7 -	29.649	88.1	52.320	83.9	51.929	61.4	2:13.898	66.87	3.580	11:46:51.468
8 -	30.159	<b>89.9</b>	52.184	83.3	51.595	61.3	2:13.938	66.85	3.620	11:49:05.406
9 -	29.743	88.1	50.972	85.0	50.851	62.4	2:11.566 (3)	68.06	1.248	11:51:16.972
10 -	<b>29.408</b>	88.0	50.568	85.4	<b>50.342</b>	61.0	<b>2:10.318 (1)</b>	<b>68.71</b>		<b>11:53:27.290</b>

Weather / Track : Overcast / Dry

Donington Park GP  
Circuit Length = 2.4873 miles  
Start: 11:31 Flag 11:52 End: 11:55

# 2021 Nankang Tyre CityCar Cup

## RACE 1 - SECTOR ANALYSIS



SECTOR 1 = FL to I1, SECTOR 2 = I1 to I2, SECTOR 3 = I2 to FL, DIFF = Difference To Personal Best Lap, P = Crossed Finish Line in Pit Lane, D = Time Disallowed

<b>P13 101</b>		<b>Samuel LAIDLAW</b>				<b>Peugeot 107</b>				
IDEAL LAP TIME : 2:12.536		BEST LAP TIME : 2:12.827				DIFFERENCE : 0.291				
LAP	SECTOR 1	SECTOR 2		SECTOR 3		LAP TIME	MPH	DIFF	TIME OF DAY	
1 -		87.2	51.693	<b>85.2</b>	53.184	<b>61.2</b>	2:21.619	63.22	8.792	11:33:23.413
2 -	<b>29.623</b>	<b>90.1</b>	51.893	83.7	<b>51.773</b>	60.8	2:13.289 (2)	67.18	0.462	11:35:36.702
3 -	29.854	85.9	51.637	83.1	51.849	60.5	2:13.340 (3)	67.15	0.513	11:37:50.042
4 -	29.806	87.2	<b>51.140</b>	83.2	51.881	60.6	<b>2:12.827 (1)</b>	<b>67.41</b>		<b>11:40:02.869</b>
5 -	30.936	85.9	51.519	84.2	52.505	60.2	2:14.960	66.34	2.133	11:42:17.829
6 -	30.005	87.3	51.725	83.8	52.568	59.1	2:14.298	66.67	1.471	11:44:32.127
7 -	30.255	87.1	51.494	84.0	51.887	60.4	2:13.636	67.00	0.809	11:46:45.763
8 -	30.133	87.0	51.186	83.4	53.598	60.5	2:14.917	66.37	2.090	11:49:00.680
9 -	30.254	87.3	51.581	83.8	51.792	60.9	2:13.627	67.01	0.800	11:51:14.307
10 -	29.896	87.6	51.450	83.8	52.043	60.9	2:13.389	67.13	0.562	11:53:27.696

<b>P14 88</b>		<b>Richard SNUGGS</b>				<b>Citroen C1</b>				
IDEAL LAP TIME : 2:12.475		BEST LAP TIME : 2:12.885				DIFFERENCE : 0.410				
LAP	SECTOR 1	SECTOR 2		SECTOR 3		LAP TIME	MPH	DIFF	TIME OF DAY	
1 -		82.4	55.082	81.7	52.750	60.8	2:25.571	61.51	12.686	11:33:27.365
2 -	30.201	87.7	53.364	84.0	51.452	61.3	2:15.017	66.32	2.132	11:35:42.382
3 -	29.897	87.1	52.346	84.7	51.567	61.5	2:13.810	66.91	0.925	11:37:56.192
4 -	30.073	86.5	52.395	84.9	51.563	<b>62.0</b>	2:14.031	66.80	1.146	11:40:10.223
5 -	29.849	87.3	51.553	<b>86.1</b>	51.617	60.5	2:13.019 (2)	67.31	0.134	11:42:23.242
6 -	30.067	<b>88.4</b>	52.602	85.2	<b>51.417</b>	60.4	2:14.086	66.78	1.201	11:44:37.328
7 -	30.190	81.8	52.240	84.5	51.878	59.8	2:14.308	66.67	1.423	11:46:51.636
8 -	30.237	87.7	52.149	83.2	52.516	61.1	2:14.902	66.37	2.017	11:49:06.538
9 -	30.149	87.4	<b>51.295</b>	84.0	51.441	61.2	<b>2:12.885 (1)</b>	<b>67.38</b>		<b>11:51:19.423</b>
10 -	<b>29.763</b>	88.1	51.903	84.3	51.753	61.0	2:13.419 (3)	67.11	0.534	11:53:32.842

<b>P15 777</b>		<b>Christopher MACKENZIE</b>				<b>Citroen C1</b>				
IDEAL LAP TIME :		BEST LAP TIME : 2:13.961				DIFFERENCE :				
LAP	SECTOR 1	SECTOR 2		SECTOR 3		LAP TIME	MPH	DIFF	TIME OF DAY	
1 -		84.2				<b>61.7</b>	2:22.144	62.99	8.183	11:33:23.938
2 -							2:15.110	66.27	1.149	11:35:39.048
3 -	29.880	<b>87.6</b>					<b>2:13.961 (1)</b>	<b>66.84</b>		<b>11:37:53.009</b>
4 -						61.6	2:15.501	66.08	1.540	11:40:08.510
5 -	30.097	85.7				60.6	2:14.399	66.62	0.438	11:42:22.909
6 -						61.1	2:14.164	66.74	0.203	11:44:37.073
7 -	<b>29.795</b>	86.3				61.3	2:14.088 (2)	66.78	0.127	11:46:51.161
8 -	30.037	83.6				60.2	2:15.131	66.26	1.170	11:49:06.292
9 -	30.614	85.8				61.6	2:15.718	65.97	1.757	11:51:22.010
10 -						61.0	2:14.123 (3)	66.76	0.162	11:53:36.133

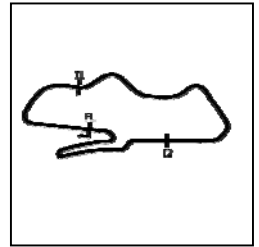
<b>P16 99</b>		<b>Richard BASTOW</b>				<b>Citroen C1</b>				
IDEAL LAP TIME : 2:11.398		BEST LAP TIME : 2:11.855				DIFFERENCE : 0.457				
LAP	SECTOR 1	SECTOR 2		SECTOR 3		LAP TIME	MPH	DIFF	TIME OF DAY	
1 -		79.2	57.874	82.1	53.057	61.1	2:30.264	59.59	18.409	11:33:32.058
2 -	30.429	86.3	54.930	81.2	51.817	61.0	2:17.176	65.27	5.321	11:35:49.234
3 -	30.413	87.6	53.039	84.3	51.862	61.3	2:15.314	66.17	3.459	11:38:04.548
4 -	30.188	86.3	52.623	84.3	51.574	60.8	2:14.385	66.63	2.530	11:40:18.933
5 -	29.679	<b>89.3</b>	52.303	84.6	51.520	60.9	2:13.502	67.07	1.647	11:42:32.435
6 -	29.933	88.4	52.452	83.2	50.853	61.2	2:13.238 (2)	67.20	1.383	11:44:45.673
7 -	<b>29.529</b>	89.1	51.562	<b>85.3</b>	52.256	60.1	2:13.347 (3)	67.15	1.492	11:46:59.020
8 -	29.908	87.2	52.066	84.2	51.999	60.7	2:13.973	66.83	2.118	11:49:12.993
9 -	29.986	88.6	<b>51.125</b>	84.6	<b>50.744</b>	<b>61.7</b>	<b>2:11.855 (1)</b>	<b>67.91</b>		<b>11:51:24.848</b>
10 -	29.755	88.8	52.134	84.2	52.094	60.5	2:13.983	66.83	2.128	11:53:38.831

Weather / Track : Overcast / Dry

Donington Park GP  
Circuit Length = 2.4873 miles  
Start: 11:31 Flag 11:52 End: 11:55

# 2021 Nankang Tyre CityCar Cup

## RACE 1 - SECTOR ANALYSIS



SECTOR 1 = FL to I1, SECTOR 2 = I1 to I2, SECTOR 3 = I2 to FL, DIFF = Difference To Personal Best Lap, P = Crossed Finish Line in Pit Lane, D = Time Disallowed

<b>P17 65</b>		<b>Ashley MITCHELL</b>				<b>Toyota Aygo</b>				
IDEAL LAP TIME : 2:12.804		BEST LAP TIME : 2:13.566				DIFFERENCE : 0.762				
LAP	SECTOR 1	SECTOR 2		SECTOR 3		LAP TIME	MPH	DIFF	TIME OF DAY	
1 -		85.0	54.855	83.7	53.236	60.7	2:26.347	61.18	12.781	11:33:28.141
2 -	30.089	84.6	54.372	83.0	52.545	60.0	2:17.006	65.35	3.440	11:35:45.147
3 -	29.955	<b>89.2</b>	51.686	85.1	52.084	60.7	2:13.725 (3)	66.96	0.159	11:37:58.872
4 -	29.767	89.1	51.863	84.7	52.694	<b>61.1</b>	2:14.324	66.66	0.758	11:40:13.196
5 -	<b>29.596</b>	88.6	52.964	83.8	52.153	59.0	2:14.713	66.47	1.147	11:42:27.909
6 -	30.245	89.0	52.241	83.8	52.306	59.8	2:14.792	66.43	1.226	11:44:42.701
7 -	30.285	88.4	53.123	82.3	52.674	60.0	2:16.082	65.80	2.516	11:46:58.783
8 -	30.290	84.0	52.500	83.6	<b>51.806</b>	60.1	2:14.596	66.52	1.030	11:49:13.379
9 -	30.039	89.1	<b>51.402</b>	<b>85.3</b>	52.143	59.4	2:13.584 (2)	67.03	0.018	11:51:26.963
10 -	29.945	88.6	51.634	84.5	51.987	60.4	<b>2:13.566 (1)</b>	<b>67.04</b>		<b>11:53:40.529</b>

<b>P18 24</b>		<b>Paul SAVAGE</b>				<b>Peugeot 107</b>				
IDEAL LAP TIME : 2:13.456		BEST LAP TIME : 2:13.593				DIFFERENCE : 0.137				
LAP	SECTOR 1	SECTOR 2		SECTOR 3		LAP TIME	MPH	DIFF	TIME OF DAY	
1 -		81.0	55.408	83.1	53.592	60.5	2:27.706	60.62	14.113	11:33:29.500
2 -	30.192	87.2	54.430	81.6	52.436	60.1	2:17.058	65.33	3.465	11:35:46.558
3 -	<b>29.763</b>	<b>87.4</b>	53.565	84.5	53.757	59.7	2:17.085	65.32	3.492	11:38:03.643
4 -	29.900	86.9	<b>51.795</b>	<b>84.6</b>	<b>51.898</b>	60.1	<b>2:13.593 (1)</b>	<b>67.02</b>		<b>11:40:17.236</b>
5 -	29.970	86.1	52.409	83.9	53.617	60.5	2:15.996	65.84	2.403	11:42:33.232
6 -	29.885	86.7	52.261	83.9	52.418	<b>60.8</b>	2:14.564 (3)	66.54	0.971	11:44:47.796
7 -	29.938	86.2	52.348	83.9	52.057	59.9	2:14.343 (2)	66.65	0.750	11:47:02.139
8 -	29.963	86.7	52.562	84.0	52.213	60.6	2:14.738	66.45	1.145	11:49:16.877
9 -	30.057	86.2	52.578	83.5	52.388	60.6	2:15.023	66.31	1.430	11:51:31.900
10 -	30.074	85.3	52.434	83.7	52.562	60.3	2:15.070	66.29	1.477	11:53:46.970

<b>P19 310</b>		<b>John NICHOLSON</b>				<b>Peugeot 107</b>				
IDEAL LAP TIME : 2:13.384		BEST LAP TIME : 2:13.802				DIFFERENCE : 0.418				
LAP	SECTOR 1	SECTOR 2		SECTOR 3		LAP TIME	MPH	DIFF	TIME OF DAY	
1 -		79.3	55.464	81.1	53.167	60.8	2:26.071	61.30	12.269	11:33:27.865
2 -	30.226	82.0	53.982	81.8	52.042	<b>61.5</b>	2:16.250	65.72	2.448	11:35:44.115
3 -	30.031	84.9	<b>52.071</b>	83.8	51.773	61.4	2:13.875 (2)	66.88	0.073	11:37:57.990
4 -	30.176	82.6	52.101	83.5	<b>51.525</b>	60.7	<b>2:13.802 (1)</b>	<b>66.92</b>		<b>11:40:11.792</b>
5 -	30.186	85.3	54.540	81.9	52.121	60.7	2:16.847	65.43	3.045	11:42:28.639
6 -	<b>29.788</b>	<b>87.4</b>	1:00.393	81.8	52.127	60.9	2:22.308	62.92	8.506	11:44:50.947
7 -	30.235	86.3	52.794	83.1	51.814	60.7	2:14.843 (3)	66.40	1.041	11:47:05.790
8 -	30.292	86.8	52.692	82.7	52.058	60.2	2:15.042	66.30	1.240	11:49:20.832
9 -	30.195	85.8	52.588	83.3	52.188	60.2	2:14.971	66.34	1.169	11:51:35.803
10 -	30.286	84.8	52.901	<b>84.0</b>	52.278	60.9	2:15.465	66.10	1.663	11:53:51.268

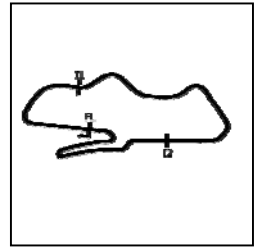
<b>P20 42</b>		<b>Ben WALKINGSHAW</b>				<b>Citroen C1</b>				
IDEAL LAP TIME : 2:14.111		BEST LAP TIME : 2:14.111				DIFFERENCE : 0.000				
LAP	SECTOR 1	SECTOR 2		SECTOR 3		LAP TIME	MPH	DIFF	TIME OF DAY	
1 -		78.3	58.231	81.2	53.712	61.4	2:31.896	58.95	17.785	11:33:33.690
2 -	30.220	89.5	54.038	84.8	53.609	<b>61.5</b>	2:17.867	64.94	3.756	11:35:51.557
3 -	29.771	<b>89.7</b>	53.296	85.1	52.159	61.4	2:15.226 (2)	66.21	1.115	11:38:06.783
4 -	30.227	88.3	53.507	<b>85.2</b>	52.185	61.1	2:15.919	65.88	1.808	11:40:22.702
5 -	34.671	75.4	54.665	83.7	53.231	60.9	2:22.567	62.80	8.456	11:42:45.269
6 -	30.332	89.1	53.598	84.5	52.581	61.3	2:16.511	65.59	2.400	11:45:01.780
7 -	30.137	89.1	52.996	84.5	52.183	61.2	2:15.316 (3)	66.17	1.205	11:47:17.096
8 -	30.222	88.8	53.178	84.4	53.462	60.5	2:16.862	65.42	2.751	11:49:33.958
9 -	30.397	87.9	52.865	84.8	52.564	61.2	2:15.826	65.92	1.715	11:51:49.784
10 -	<b>29.668</b>	89.3	<b>52.551</b>	84.0	<b>51.892</b>	61.3	<b>2:14.111 (1)</b>	<b>66.76</b>		<b>11:54:03.895</b>

Weather / Track : Overcast / Dry

Donington Park GP  
Circuit Length = 2.4873 miles  
Start: 11:31 Flag 11:52 End: 11:55

# 2021 Nankang Tyre CityCar Cup

## RACE 1 - SECTOR ANALYSIS



SECTOR 1 = FL to I1, SECTOR 2 = I1 to I2, SECTOR 3 = I2 to FL, DIFF = Difference To Personal Best Lap, P = Crossed Finish Line in Pit Lane, D = Time Disallowed

<b>P21 12</b>		<b>Laura PAYNE</b>			<b>Citroen C1</b>					
IDEAL LAP TIME : 2:22.755		BEST LAP TIME : 2:22.979			DIFFERENCE : 0.224					
LAP	SECTOR 1	SECTOR 2		SECTOR 3		LAP TIME	MPH	DIFF	TIME OF DAY	
1 -	70.1	59.376	75.6	56.573	59.1	2:38.155	56.61	15.176	11:33:39.949	
2 -	32.755	73.6	1:00.525	78.1	56.343	60.2	2:29.623	6.644	11:36:09.572	
3 -	32.316	73.5	58.555	79.7	56.304	<b>60.4</b>	2:27.175	4.196	11:38:36.747	
4 -	32.978	71.7	57.890	80.7	55.081	59.7	2:25.949	2.970	11:41:02.696	
5 -	32.471	75.4	57.413	80.2	54.788	<b>60.4</b>	2:24.672 <b>(3)</b>	1.693	11:43:27.368	
6 -	32.177	76.0	57.285	81.2	<b>54.541</b>	59.2	2:24.003 <b>(2)</b>	1.024	11:45:51.371	
7 -	32.128	<b>78.0</b>	<b>56.284</b>	81.7	54.567	60.1	<b>2:22.979 (1)</b>	<b>62.62</b>	<b>11:48:14.350</b>	

<b>P22 43</b>		<b>Brandon SAVAGE</b>			<b>Citroen C1</b>					
IDEAL LAP TIME : 2:17.611		BEST LAP TIME : 2:17.611			DIFFERENCE : 0.000					
LAP	SECTOR 1	SECTOR 2		SECTOR 3		LAP TIME	MPH	DIFF	TIME OF DAY	
1 -	84.0	1:24.433	75.3	54.675	60.4	2:58.190 <b>(2)</b>	50.25	40.579	11:33:59.984	
2 -	<b>30.021</b>	<b>87.1</b>	<b>53.979</b>	<b>81.6</b>	<b>53.611</b>	<b>61.2</b>	<b>2:17.611 (1)</b>	<b>65.07</b>	<b>11:36:17.595</b>	
3 -	37.994	71.1	1:02.543	67.8	IN PIT	2:47.865 <b>P</b>	53.34	30.254	11:39:05.460	

<b>P23 30</b>		<b>Gareth FREDERICKSON</b>			<b>Citroen C1</b>					
IDEAL LAP TIME :		BEST LAP TIME :			DIFFERENCE :					
LAP	SECTOR 1	SECTOR 2		SECTOR 3		LAP TIME	MPH	DIFF	TIME OF DAY	
1 -	<b>78.3</b>	<b>55.441</b>	<b>84.6</b>	<b>IN PIT</b>		2:55.760 <b>P</b>	50.94		11:33:57.554	

# 2021 Nankang Tyre CityCar Cup

## RACE 1 - BEST SECTORS

SECTOR 1			SECTOR 2			SECTOR 3			IDEAL / BEST COMPARISON						
POS	NO	NAME	TIME	NO	NAME	TIME	NO	NAME	TIME	POS	NO	NAME	IDEAL	BEST	DIFF
													PERFECT LAP	2:09.210	
1	22	GRINDROD	29.161	22	GRINDROD	50.185	22	GRINDROD	49.864	1	22	GRINDROD	2:09.210	2:09.272	0.062
2	3	LETTIS	29.177	3	LETTIS	50.198	3	LETTIS	50.053	2	3	LETTIS	2:09.428	2:09.543	0.115
3	15	DYER	29.239	63	STONE	50.205	23	EVANS	50.138	3	23	EVANS	2:09.865	2:10.008	0.143
4	69	BURGESS	29.243	91	BROWNING	50.366	15	DYER	50.151	4	91	BROWNING	2:09.887	2:09.991	0.104
5	91	BROWNING	29.252	23	EVANS	50.407	91	BROWNING	50.269	5	15	DYER	2:09.964	2:10.809	0.845
6	7	TROTTER	29.261	66	SELICK	50.467	66	SELICK	50.342	6	66	SELICK	2:10.217	2:10.318	0.101
7	23	EVANS	29.320	15	DYER	50.574	46	FLYNN	50.430	7	63	STONE	2:10.284	2:11.070	0.786
8	80	WILKINSON	29.336	100	LAIDLAW	50.753	100	LAIDLAW	50.458	8	100	LAIDLAW	2:10.699	2:10.940	0.241
9	63	STONE	29.395	7	TROTTER	50.868	7	TROTTER	50.593	9	7	TROTTER	2:10.722	2:11.446	0.724
10	66	SELICK	29.408	80	WILKINSON	50.970	63	STONE	50.684	10	46	FLYNN	2:10.971	2:11.232	0.261
11	46	FLYNN	29.432	69	BURGESS	51.081	99	BASTOW	50.744	11	80	WILKINSON	2:11.120	2:12.157	1.037
12	100	LAIDLAW	29.488	46	FLYNN	51.109	80	WILKINSON	50.814	12	99	BASTOW	2:11.398	2:11.855	0.457
13	99	BASTOW	29.529	99	BASTOW	51.125	69	BURGESS	51.109	13	69	BURGESS	2:11.433	2:11.897	0.464
14	65	MITCHELL	29.596	101	LAIDLAW	51.140	88	SNUGGS	51.417	14	88	SNUGGS	2:12.475	2:12.885	0.410
15	101	LAIDLAW	29.623	88	SNUGGS	51.295	310	NICHOLSON	51.525	15	101	LAIDLAW	2:12.536	2:12.827	0.291
16	42	WALKINGSHAW	29.668	65	MITCHELL	51.402	101	LAIDLAW	51.773	16	65	MITCHELL	2:12.804	2:13.566	0.762
17	88	SNUGGS	29.763	24	SAVAGE	51.795	65	MITCHELL	51.806	17	310	NICHOLSON	2:13.384	2:13.802	0.418
18	24	SAVAGE	29.763	310	NICHOLSON	52.071	42	WALKINGSHAW	51.892	18	24	SAVAGE	2:13.456	2:13.593	0.137
19	310	NICHOLSON	29.788	42	WALKINGSHAW	52.551	24	SAVAGE	51.898	19	42	WALKINGSHAW	2:14.111	2:14.111	0.000
20	777	MACKENZIE	29.795	43	SAVAGE	53.979	43	SAVAGE	53.611	20	43	SAVAGE	2:17.611	2:17.611	0.000
21	43	SAVAGE	30.021	30	FREDERICKSON	55.441	12	PAYNE	54.541	21	12	PAYNE	2:22.755	2:22.979	0.224
22	12	PAYNE	31.930	12	PAYNE	56.284				22	30	FREDERICKSON			
23										23	777	MACKENZIE		2:13.961	
24															

Weather / Track : Overcast / Dry

Donington Park GP

Circuit Length = 2.4873 miles

Start: 11:31 Flag 11:52 End: 11:55

Results can be found at [www.tsl-timing.com](http://www.tsl-timing.com)

Printed - 12:01 Sunday, 11 July 2021

# 2021 Nankang Tyre CityCar Cup

## RACE 1 - BEST SPEEDS

POS	INTERMEDIATE 1			INTERMEDIATE 2			FINISH LINE		
	NO	NAME	MPH	NO	NAME	MPH	NO	NAME	MPH
1	3	LETTIS	91.1	66	SELICK	87.1	66	SELICK	62.7
2	91	BROWNING	90.9	7	TROTTER	86.8	80	WILKINSON	62.4
3	22	GRINDROD	90.8	3	LETTIS	86.7	3	LETTIS	62.3
4	46	FLYNN	90.6	63	STONE	86.7	69	BURGESS	62.3
5	80	WILKINSON	90.6	69	BURGESS	86.5	88	SNUGGS	62.0
6	69	BURGESS	90.3	91	BROWNING	86.4	15	DYER	62.0
7	15	DYER	90.1	22	GRINDROD	86.3	22	GRINDROD	61.9
8	100	LIDLAW	90.1	46	FLYNN	86.3	46	FLYNN	61.9
9	101	LIDLAW	90.1	23	EVANS	86.2	7	TROTTER	61.9
10	7	TROTTER	89.9	80	WILKINSON	86.1	100	LIDLAW	61.9
11	66	SELICK	89.9	88	SNUGGS	86.1	23	EVANS	61.8
12	63	STONE	89.8	15	DYER	85.9	91	BROWNING	61.8
13	42	WALKINGSHAW	89.7	100	LIDLAW	85.8	777	MACKENZIE	61.7
14	23	EVANS	89.3	99	BASTOW	85.3	99	BASTOW	61.7
15	99	BASTOW	89.3	65	MITCHELL	85.3	63	STONE	61.6
16	65	MITCHELL	89.2	101	LIDLAW	85.2	42	WALKINGSHAW	61.5
17	88	SNUGGS	88.4	42	WALKINGSHAW	85.2	310	NICHOLSON	61.5
18	777	MACKENZIE	87.6	24	SAVAGE	84.6	101	LIDLAW	61.2
19	24	SAVAGE	87.4	30	FREDERICKSON	84.6	43	SAVAGE	61.2
20	310	NICHOLSON	87.4	310	NICHOLSON	84.0	65	MITCHELL	61.1
21	43	SAVAGE	87.1	12	PAYNE	82.2	24	SAVAGE	60.8
22	31	REYNOLDS	84.4	43	SAVAGE	81.6	12	PAYNE	60.4
23	30	FREDERICKSON	78.3						
24	12	PAYNE	78.0						

Weather / Track : Overcast / Dry

Results can be found at [www.tsl-timing.com](http://www.tsl-timing.com)

Donington Park GP  
Circuit Length = 2.4873 miles  
Start: 11:31 Flag 11:52 End: 11:55

Printed - 12:01 Sunday, 11 July 2021



# 2021 Nankang Tyre CityCar Cup

## RACE 1 - STATISTICS

<b>Competitors Started</b>	24
<b>Planned Start</b>	2021-07-11 @ 11:25:00.000
<b>Actual Start</b>	2021-07-11 @ 11:31:01.793
<b>Finish Time</b>	2021-07-11 @ 11:52:52.223
<b>Track Length</b>	2.4873mi.
<b>Total Laps</b>	211
<b>Total Distance Covered</b>	524.8306mi.

### Session Fastest Lap History

NO	NAME	LAP TIME	TIME OF DAY	LAP	VEHICLE
22	Nic GRINDROD	<b>2:15.671</b>	11:33:17.467	1	Citroen C1
22	Nic GRINDROD	<b>2:10.839</b>	11:35:28.305	2	Citroen C1
15	Andrew DYER	<b>2:10.809</b>	11:35:29.368	2	Citroen C1
3	Elliott LETTIS	<b>2:10.715</b>	11:35:29.637	2	Peugeot 107
22	Nic GRINDROD	<b>2:09.272</b>	11:37:37.579	3	Citroen C1

### Session Leader History

NO	NAME	FROM LAP	LAPS LED	DISTANCE	VEHICLE
22	Nic GRINDROD	1	10	24.83 miles	Citroen C1

### Flag History

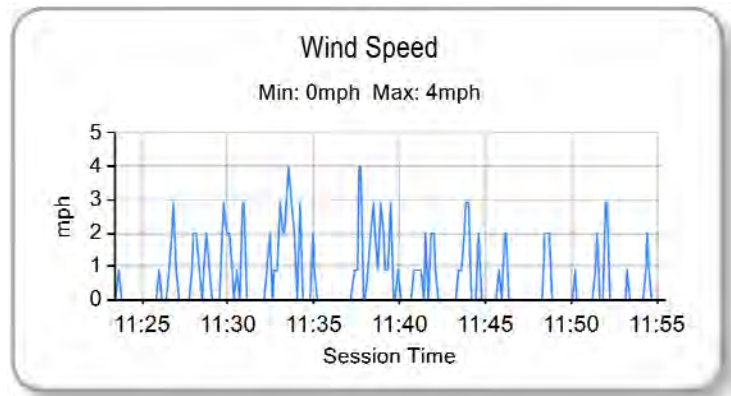
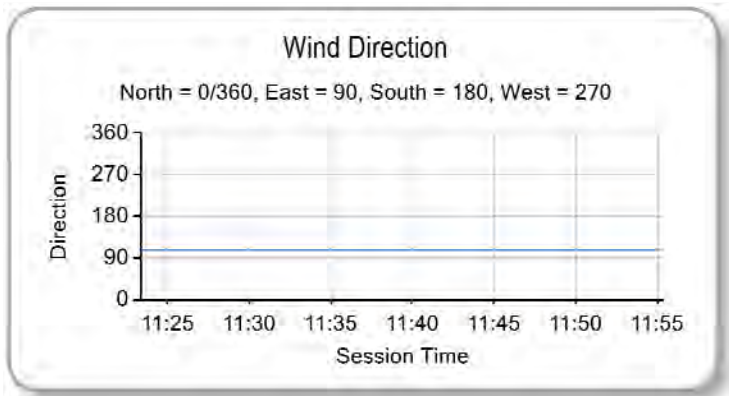
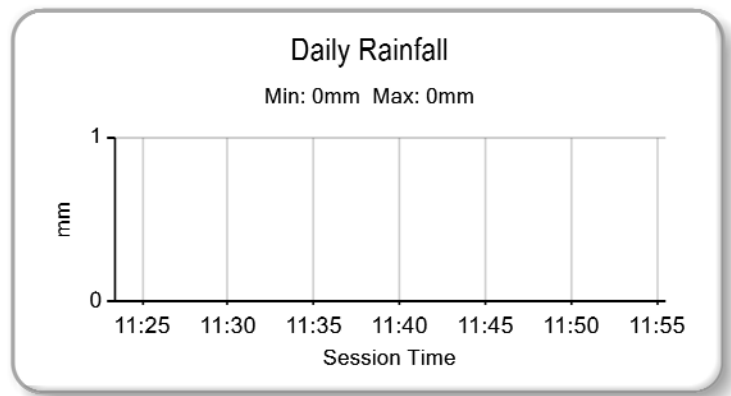
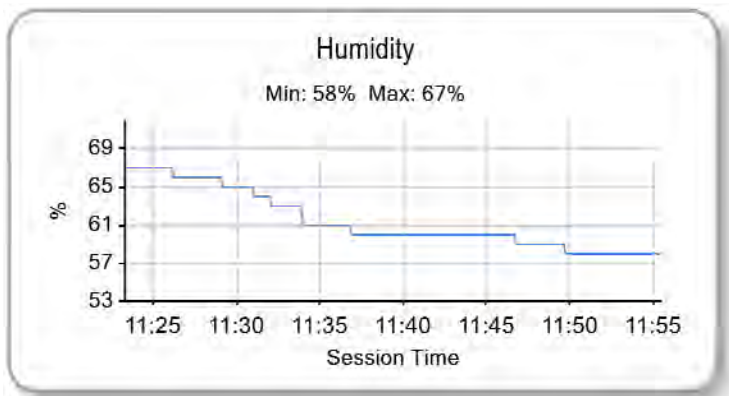
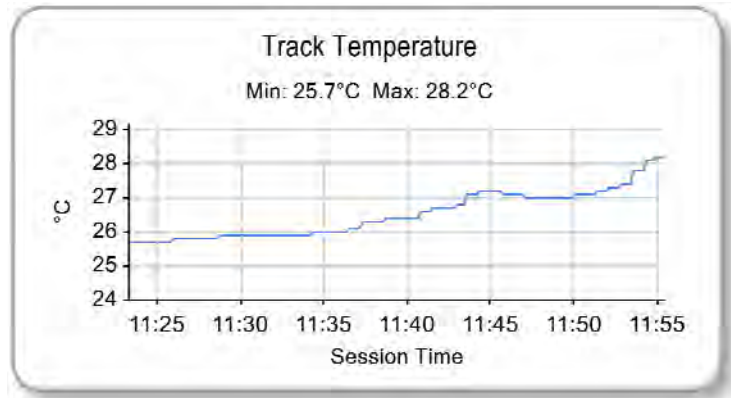
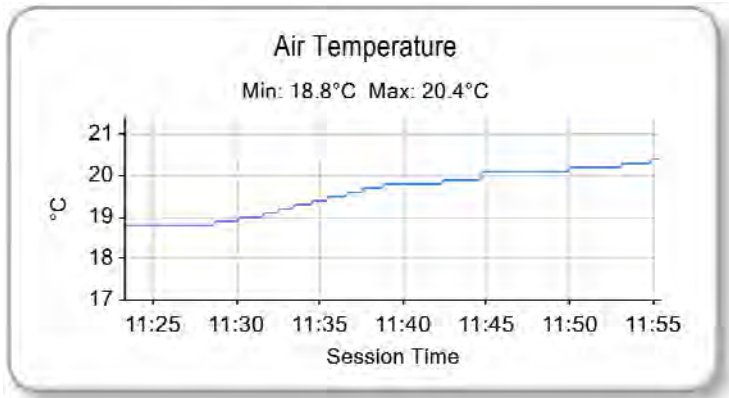
TYPE	TIME OF DAY
GREEN	11:31:01.793
FINISH	11:52:52.223

### Flag Statistics

TYPE	COUNT	TOTAL LAPS	TOTAL TIME
Green	1	10	24:20.538
Red	0	0	0.000
Safety Car	0	0	0.000
FCY	0	0	0.000

# 2021 Nankang Tyre CityCar Cup

## RACE 1 - WEATHER CONDITIONS



Weather / Track : Overcast / Dry

Results can be found at [www.tsl-timing.com](http://www.tsl-timing.com)

Donington Park GP  
 Circuit Length = 2.4873 miles  
 Start: 11:31 Flag 11:52 End: 11:55

Printed - 12:02 Sunday, 11 July 2021

# 2021 Nankang Tyre CityCar Cup

## RACE 2 - GRID (20 minutes) - AMENDED

ROW 12	23	24 Paul SAVAGE	24	12 Laura PAYNE
ROW 11	21	43 Brandon SAVAGE	22	31 Adam REYNOLDS
ROW 10	19	42 Ben WALKINGSHAW	20	30 Gareth FREDERICKSON
ROW 9	17	65 Ashley MITCHELL	18	310 John NICHOLSON
ROW 8	15	777 Christopher MACKENZIE	16	99 Richard BASTOW
ROW 7	13	101 Samuel LAIDLAW	14	88 Richard SNUGGS
ROW 6	11	80 Danny WILKINSON	12	66 Daniel SELICK
ROW 5	9	63 Duncan STONE	10	69 William BURGESS
ROW 4	7	15 Andrew DYER	8	91 Liam BROWNING
ROW 3	5	100 Steve LAIDLAW	6	3 Elliott LETTIS
ROW 2	3	7 Tony TROTTER	4	46 Craig FLYNN
ROW 1	1	22 Nic GRINDROD	2	23 Tim EVANS
<b>Pole</b>				

\*Cars 24, 3 & 15 - 5 place grid penalty applied for causing a collision

These results are provisional until the conclusion of any judicial and technical matters.

Donington Park GP  
Circuit Length = 2.4873 miles

Clerk Of Course : Glynn Lee	Stewards :	Timekeeper : Gethin Rees
-----------------------------	------------	--------------------------

Results can be found at [www.tsl-timing.com](http://www.tsl-timing.com)

Printed - 15:29 Sunday, 11 July 2021

## 2021 Nankang Tyre CityCar Cup RACE 2 - CLASSIFICATION

POS	NO	NAME	ENTRY	LAPS	TIME	GAP	DIFF	MPH	BEST	ON
1	22	Nic GRINDROD	Citroen C1	10	21:59.175			67.77	<b>2:09.388</b>	6
2	91	Liam BROWNING	Citroen C1	10	22:05.511	<b>6.336</b>	6.336	67.45	<b>2:09.846</b>	6
3	15	Andrew DYER	Citroen C1	10	22:07.759	<b>8.584</b>	2.248	67.33	<b>2:10.166</b>	5
4	100	Steve LAIDLAW	Peugeot 107	10	22:11.379	<b>12.204</b>	3.620	67.15	<b>2:09.507</b>	6
5	63	Duncan STONE	Citroen C1	10	22:22.581	<b>23.406</b>	11.202	66.59	<b>2:10.962</b>	6
6	80	Danny WILKINSON	Citroen C1	10	22:25.763	<b>26.588</b>	3.182	66.43	<b>2:11.095</b>	6
7	66*	Daniel SELICK	Toyota Aygo	10	22:30.340	<b>31.165</b>	4.577	66.21	<b>2:10.465</b>	7
8	69	William BURGESS	Citroen C1	10	22:31.096	<b>31.921</b>	0.756	66.17	<b>2:11.934</b>	6
9	46	Craig FLYNN	Citroen C1	10	22:31.490	<b>32.315</b>	0.394	66.15	<b>2:12.687</b>	6
10	88	Richard SNUGGS	Citroen C1	10	22:33.088	<b>33.913</b>	1.598	66.07	<b>2:12.421</b>	5
11	99	Richard BASTOW	Citroen C1	10	22:37.415	<b>38.240</b>	4.327	65.86	<b>2:13.077</b>	10
12	777	Christopher MACKENZIE	Citroen C1	10	22:39.263	<b>40.088</b>	1.848	65.77	<b>2:13.378</b>	5
13	310*	John NICHOLSON	Peugeot 107	10	22:47.051	<b>47.876</b>	7.788	65.40	<b>2:13.870</b>	10
14	65	Ashley MITCHELL	Toyota Aygo	10	22:48.018	<b>48.843</b>	0.967	65.35	<b>2:14.690</b>	10
15	31	Adam REYNOLDS	Peugeot 107	10	22:56.488	<b>57.313</b>	8.470	64.95	<b>2:13.684</b>	6
16	24	Paul SAVAGE	Peugeot 107	10	22:56.722	<b>57.547</b>	0.234	64.94	<b>2:14.370</b>	4
17	43	Brandon SAVAGE	Citroen C1	10	22:58.898	<b>59.723</b>	2.176	64.84	<b>2:14.974</b>	3
18	101	Samuel LAIDLAW	Peugeot 107	10	23:00.034	<b>1:00.859</b>	1.136	64.78	<b>2:13.104</b>	5
19	30	Gareth FREDERICKSON	Citroen C1	10	23:01.582	<b>1:02.407</b>	1.548	64.71	<b>2:12.655</b>	4
20	7	Tony TROTTER	Citroen C1	10	23:34.049	<b>1:34.874</b>	32.467	63.22	<b>2:13.888</b>	6
21	12	Laura PAYNE	Citroen C1	9	22:40.855	<b>1 Lap</b>	1 Lap	59.11	<b>2:26.525</b>	6

### NOT CLASSIFIED

DNF	23	Tim EVANS	Toyota Aygo	8	17:43.433	<b>2 Laps</b>	1 Lap	67.23	<b>2:11.084</b>	5
DNF	42	Ben WALKINGSHAW	Citroen C1	6	13:43.944	<b>4 Laps</b>	2 Laps	65.04	<b>2:13.207</b>	6
DNF	3	Elliott LETTIS	Peugeot 107	0						

### FASTEST LAP

22	Nic GRINDROD	Citroen C1	6	2:09.388	69.20 mph	111.37 kph
----	--------------	------------	---	----------	-----------	------------

\*Cars 66 & 310 - 5 second time penalty for exceeding track limits

Weather / Track : Overcast / Dry

These results are provisional until the conclusion of any judicial and technical matters.

Donington Park GP: 2.4873 miles

Race Distance: 10 Laps / 24.87 miles

Start: 17:00 Flag 17:22 End: 17:24

Clerk Of Course : Glynn Lee	Stewards :	Timekeeper : Gethin Rees
-----------------------------	------------	--------------------------

Results can be found at [www.tsl-timing.com](http://www.tsl-timing.com)

Printed - 17:27 Sunday, 11 July 2021

# 2021 Nankang Tyre CityCar Cup

## RACE 2 - LAP CHART

LAP 1 @ 17:03:10.541			LAP 2 @ 17:05:22.275			LAP 3 @ 17:07:34.014			LAP 4 @ 17:09:45.153			LAP 5 @ 17:11:54.576		
NO	BEHIND	LAP TIME	NO	BEHIND	LAP TIME	NO	BEHIND	LAP TIME	NO	BEHIND	LAP TIME	NO	BEHIND	LAP TIME
22		2:14.994	22		2:11.734	22		2:11.739	22		2:11.139	22		2:09.423
23	1.476	2:16.470	23	2.442	2:12.700	23	2.512	2:11.809	23	2.748	2:11.375	23	4.409	2:11.084
15	5.271	2:20.265	15	6.842	2:13.305	15	6.829	2:11.726	15	6.772	2:11.082	15	7.515	2:10.166
100	6.516	2:21.510	100	8.160	2:13.378	100	7.760	2:11.339	100	7.635	2:11.014	100	9.071	2:10.859
46	7.020	2:22.014	91	8.480	2:13.040	91	8.105	2:11.364	91	8.035	2:11.069	91	9.233	2:10.621
91	7.174	2:22.168	63	11.235	2:15.128	63	13.391	2:13.895	63	13.615	2:11.363	63	15.246	2:11.054
80	7.513	2:22.507	46	11.608	2:16.322	66	15.564	2:14.795	66	16.302	2:11.877	66	18.975	2:12.096
63	7.841	2:22.835	80	12.089	2:16.310	46	15.971	2:16.102	80	16.718	2:11.870	80	19.510	2:12.215
66	8.496	2:23.490	66	12.508	2:15.746	80	15.987	2:15.637	88	18.487	2:13.276	88	21.485	2:12.421
88	9.265	2:24.259	88	13.550	2:16.019	88	16.350	2:14.539	46	18.978	2:14.146	46	22.422	2:12.867
777	9.841	2:24.835	777	14.791	2:16.684	777	17.639	2:14.587	69	20.535	2:13.735	69	23.581	2:12.469
65	11.475	2:26.469	65	15.104	2:15.363	69	17.939	2:14.208	777	20.762	2:14.262	777	24.717	2:13.378
69	12.038	2:27.032	69	15.470	2:15.166	65	19.215	2:15.850	99	23.417	2:15.053	310	29.585	2:15.073
99	12.915	2:27.909	99	16.201	2:15.020	99	19.503	2:15.041	65	23.500	2:15.424	99	30.176	2:16.182
310	13.230	2:28.224	310	16.883	2:15.387	310	20.042	2:14.898	310	23.935	2:15.032	65	30.508	2:16.431
101	13.586	2:28.580	101	17.688	2:15.836	101	20.815	2:14.866	42	24.116	2:13.979	30	31.106	2:15.301
30	14.279	2:29.273	42	18.616	2:15.945	42	21.276	2:14.399	30	25.228	2:12.655	42	31.708	2:17.015
42	14.405	2:29.399	43	19.560	2:16.132	43	22.795	2:14.974	43	26.694	2:15.038	31	33.399	2:15.702
43	15.162	2:30.156	30	20.711	2:18.166	30	23.712	2:14.740	31	27.120	2:14.158	43	33.649	2:16.378
31	15.910	2:30.904	31	21.207	2:17.031	31	24.101	2:14.633	24	28.331	2:14.370	101	34.232	2:13.104
24	17.052	2:32.046	24	21.965	2:16.647	24	25.100	2:14.874	101	30.551	2:20.875	24	34.503	2:15.595
12	23.848	2:38.842	12	44.734	2:32.620	7	53.328	2:17.949	7	57.778	2:15.589	7	1:02.812	2:14.457
7	27.074	2:42.068	7	47.118	2:31.778	12	1:04.388	2:31.393	12	1:21.357	2:28.108	12	1:38.659	2:26.725

Weather / Track : Overcast / Dry

# 2021 Nankang Tyre CityCar Cup

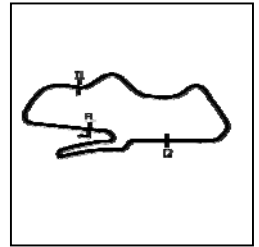
## RACE 2 - LAP CHART

LAP 6 @ 17:14:03.964			LAP 7 @ 17:16:17.156			LAP 8 @ 17:18:31.561			LAP 9 @ 17:20:42.989			LAP 10 @ 17:22:54.722		
NO	BEHIND	LAP TIME	NO	BEHIND	LAP TIME	NO	BEHIND	LAP TIME	NO	BEHIND	LAP TIME	NO	BEHIND	LAP TIME
<b>22</b>		2:09.388	<b>22</b>		2:13.192	<b>22</b>		2:14.405	<b>22</b>		2:11.428	<b>22</b>		2:11.733
<b>23</b>	6.511	2:11.490	<b>23</b>	4.648	2:11.329	<b>12</b>	1 Lap	2:35.471	<b>91</b>	5.142	2:12.546	<b>91</b>	6.336	2:12.927
<b>15</b>	8.395	2:10.268	<b>15</b>	5.955	2:10.752	<b>91</b>	4.024	2:11.176	<b>15</b>	7.879	2:13.302	<b>15</b>	8.584	2:12.438
<b>100</b>	9.190	2:09.507	<b>91</b>	7.253	2:10.754	<b>15</b>	6.005	2:14.455	<b>100</b>	10.534	2:14.876	<b>100</b>	12.204	2:13.403
<b>91</b>	9.691	2:09.846	<b>100</b>	7.949	2:11.951	<b>100</b>	7.086	2:13.542	<b>63</b>	19.841	2:15.156	<b>63</b>	23.406	2:15.298
<b>63</b>	16.820	2:10.962	<b>63</b>	14.877	2:11.249	<b>23</b>	7.419	2:17.176	<b>66</b>	20.298	2:14.545	<b>66</b>	26.165	2:17.600
<b>66</b>	20.478	2:10.891	<b>66</b>	17.751	2:10.465	<b>63</b>	16.113	2:15.641	<b>80</b>	21.670	2:15.044	<b>80</b>	26.588	2:16.651
<b>80</b>	21.217	2:11.095	<b>80</b>	19.197	2:11.172	<b>66</b>	17.181	2:13.835	<b>12</b>	1 Lap	2:31.485	<b>69</b>	31.921	2:13.555
<b>88</b>	25.591	2:13.494	<b>46</b>	26.571	2:14.042	<b>80</b>	18.054	2:13.262	<b>46</b>	30.034	2:12.950	<b>46</b>	32.315	2:14.014
<b>46</b>	25.721	2:12.687	<b>69</b>	27.744	2:14.809	<b>46</b>	28.512	2:16.346	<b>69</b>	30.099	2:12.862	<b>88</b>	33.913	2:13.596
<b>69</b>	26.127	2:11.934	<b>88</b>	27.877	2:15.478	<b>69</b>	28.665	2:15.326	<b>88</b>	32.050	2:14.441	<b>99</b>	38.240	2:13.077
<b>777</b>	30.082	2:14.753	<b>777</b>	32.029	2:15.139	<b>88</b>	29.037	2:15.565	<b>777</b>	36.430	2:15.098	<b>777</b>	40.088	2:15.391
<b>310</b>	34.794	2:14.597	<b>99</b>	35.914	2:13.215	<b>777</b>	32.760	2:15.136	<b>99</b>	36.896	2:13.208	<b>12</b>	1 Lap	2:29.686
<b>42</b>	35.527	2:13.207	<b>310</b>	36.185	2:14.583	<b>99</b>	35.116	2:13.607	<b>310</b>	40.739	2:16.029	<b>310</b>	42.876	2:13.870
<b>99</b>	35.891	2:15.103	<b>30</b>	36.529	2:13.326	<b>310</b>	36.138	2:14.358	<b>65</b>	45.886	2:15.886	<b>65</b>	48.843	2:14.690
<b>65</b>	36.259	2:15.139	<b>65</b>	39.700	2:16.633	<b>65</b>	41.428	2:16.133	<b>24</b>	52.348	2:17.061	<b>31</b>	57.313	2:14.614
<b>30</b>	36.395	2:14.677	<b>24</b>	44.492	2:17.479	<b>24</b>	46.715	2:16.628	<b>43</b>	53.872	2:17.187	<b>24</b>	57.547	2:16.932
<b>31</b>	37.695	2:13.684	<b>43</b>	45.784	2:19.266	<b>43</b>	48.113	2:16.734	<b>31</b>	54.432	2:16.325	<b>43</b>	59.723	2:17.584
<b>101</b>	39.170	2:14.326	<b>31</b>	47.123	2:22.620	<b>31</b>	49.535	2:16.817	<b>101</b>	58.693	2:16.286	<b>101</b>	1:00.859	2:13.899
<b>43</b>	39.710	2:15.449	<b>101</b>	52.234	2:26.256	<b>101</b>	53.835	2:16.006	<b>30</b>	1:00.155	2:14.915	<b>30</b>	1:02.407	2:13.985
<b>24</b>	40.205	2:15.090	<b>7</b>	1:14.757	2:20.637	<b>30</b>	56.668	2:34.544	<b>7</b>	1:28.429	2:19.346	<b>7</b>	1:34.874	2:18.178
<b>7</b>	1:07.312	2:13.888				<b>7</b>	1:20.511	2:20.159						
<b>12</b>	1:55.796	2:26.525												

Weather / Track : Overcast / Dry

# 2021 Nankang Tyre CityCar Cup

## RACE 2 - SECTOR ANALYSIS



SECTOR 1 = FL to I1, SECTOR 2 = I1 to I2, SECTOR 3 = I2 to FL, DIFF = Difference To Personal Best Lap, P = Crossed Finish Line in Pit Lane, D = Time Disallowed

P1 22		Nic GRINDROD					Citroen C1				
IDEAL LAP TIME : 2:08.974		BEST LAP TIME : 2:09.388					DIFFERENCE : 0.414				
LAP	SECTOR 1	SECTOR 2		SECTOR 3		LAP TIME	MPH	DIFF	TIME OF DAY		
1 -		87.9	50.864	86.2	49.917	62.1	2:14.994	66.33	5.606	17:03:10.541	
2 -	29.337	88.7	52.532	86.3	<b>49.865</b>	62.3	2:11.734	67.97	2.346	17:05:22.275	
3 -	29.303	89.7	51.687	85.9	50.749	62.0	2:11.739	67.97	2.351	17:07:34.014	
4 -	29.376	90.1	51.390	86.1	50.373	62.1	2:11.139 (3)	68.28	1.751	17:09:45.153	
5 -	29.132	89.9	50.377	86.7	49.914	<b>62.4</b>	2:09.423 (2)	69.18	0.035	17:11:54.576	
6 -	<b>28.990</b>	<b>90.6</b>	<b>50.119</b>	86.8	50.279	61.8	<b>2:09.388 (1)</b>	<b>69.20</b>		<b>17:14:03.964</b>	
7 -	29.165	88.5	52.277	85.0	51.750	61.4	2:13.192	67.22	3.804	17:16:17.156	
8 -	30.049	84.0	54.140	<b>87.1</b>	50.216	61.7	2:14.405	66.62	5.017	17:18:31.561	
9 -	29.254	90.4	51.946	86.3	50.228	62.2	2:11.428	68.13	2.040	17:20:42.989	
10 -	29.140	90.3	51.813	86.4	50.780	61.8	2:11.733	67.97	2.345	17:22:54.722	

P2 91		Liam BROWNING					Citroen C1				
IDEAL LAP TIME : 2:09.596		BEST LAP TIME : 2:09.846					DIFFERENCE : 0.250				
LAP	SECTOR 1	SECTOR 2		SECTOR 3		LAP TIME	MPH	DIFF	TIME OF DAY		
1 -		86.8	54.343	85.3	52.031	61.3	2:22.168	62.98	12.322	17:03:17.715	
2 -	29.905	86.0	52.370	85.0	50.765	61.6	2:13.040	67.30	3.194	17:05:30.755	
3 -	29.504	88.7	51.565	86.3	50.295	61.7	2:11.364	68.16	1.518	17:07:42.119	
4 -	29.395	88.6	51.155	80.8	50.519	61.6	2:11.069	68.31	1.223	17:09:53.188	
5 -	29.274	85.2	51.123	85.2	50.224	59.1	2:10.621 (2)	68.55	0.775	17:12:03.809	
6 -	29.439	89.7	<b>50.366</b>	<b>86.7</b>	<b>50.041</b>	<b>61.9</b>	<b>2:09.846 (1)</b>	<b>68.96</b>		<b>17:14:13.655</b>	
7 -	<b>29.189</b>	<b>89.8</b>	51.397	85.0	50.168	61.7	2:10.754 (3)	68.48	0.908	17:16:24.409	
8 -	29.313	89.0	51.791	84.9	50.072	61.2	2:11.176	68.26	1.330	17:18:35.585	
9 -	29.560	89.1	52.626	84.3	50.360	60.6	2:12.546	67.55	2.700	17:20:48.131	
10 -	29.519	86.3	53.210	84.6	50.198	61.1	2:12.927	67.36	3.081	17:23:01.058	

P3 15		Andrew DYER					Citroen C1				
IDEAL LAP TIME : 2:09.839		BEST LAP TIME : 2:10.166					DIFFERENCE : 0.327				
LAP	SECTOR 1	SECTOR 2		SECTOR 3		LAP TIME	MPH	DIFF	TIME OF DAY		
1 -		85.3	53.603	84.2	51.003	61.2	2:20.265	63.83	10.099	17:03:15.812	
2 -	29.653	88.8	53.097	84.5	50.555	61.1	2:13.305	67.17	3.139	17:05:29.117	
3 -	29.517	87.6	52.137	84.7	50.072	61.2	2:11.726	67.97	1.560	17:07:40.843	
4 -	29.614	<b>89.2</b>	50.935	84.9	50.533	61.2	2:11.082	68.31	0.916	17:09:51.925	
5 -	<b>29.472</b>	88.7	51.103	85.4	<b>49.591</b>	61.0	<b>2:10.166 (1)</b>	<b>68.79</b>		<b>17:12:02.091</b>	
6 -	29.736	87.9	50.801	85.4	49.731	<b>61.7</b>	2:10.268 (2)	68.73	0.102	17:14:12.359	
7 -	29.543	87.8	<b>50.776</b>	<b>85.5</b>	50.433	61.6	2:10.752 (3)	68.48	0.586	17:16:23.111	
8 -	29.551	87.1	53.785	84.9	51.119	60.5	2:14.455	66.59	4.289	17:18:37.566	
9 -	29.932	<b>89.2</b>	52.486	85.3	50.884	60.7	2:13.302	67.17	3.136	17:20:50.868	
10 -	29.683	88.8	52.304	85.3	50.451	61.5	2:12.438	67.61	2.272	17:23:03.306	

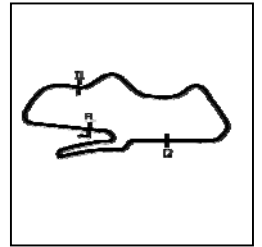
P4 100		Steve LAIDLAW					Peugeot 107				
IDEAL LAP TIME : 2:09.507		BEST LAP TIME : 2:09.507					DIFFERENCE : 0.000				
LAP	SECTOR 1	SECTOR 2		SECTOR 3		LAP TIME	MPH	DIFF	TIME OF DAY		
1 -		86.5	55.271	84.2	50.729	60.7	2:21.510	63.27	12.003	17:03:17.057	
2 -	29.949	88.3	52.750	85.1	50.679	60.9	2:13.378	67.13	3.871	17:05:30.435	
3 -	29.688	89.5	51.402	85.5	50.249	60.9	2:11.339	68.17	1.832	17:07:41.774	
4 -	29.603	<b>90.0</b>	51.238	83.5	50.173	61.1	2:11.014 (3)	68.34	1.507	17:09:52.788	
5 -	29.524	88.7	51.110	86.2	50.225	60.7	2:10.859 (2)	68.42	1.352	17:12:03.647	
6 -	<b>29.432</b>	89.0	<b>50.437</b>	<b>86.7</b>	<b>49.638</b>	<b>61.5</b>	<b>2:09.507 (1)</b>	<b>69.14</b>		<b>17:14:13.154</b>	
7 -	29.584	89.3	52.156	86.0	50.211	60.9	2:11.951	67.86	2.444	17:16:25.105	
8 -	29.601	88.4	52.466	85.0	51.475	60.5	2:13.542	67.05	4.035	17:18:38.647	
9 -	30.698	80.7	53.006	84.8	51.172	61.1	2:14.876	66.39	5.369	17:20:53.523	
10 -	29.807	88.3	52.656	82.6	50.940	59.7	2:13.403	67.12	3.896	17:23:06.926	

Weather / Track : Overcast / Dry

Donington Park GP  
Circuit Length = 2.4873 miles  
Start: 17:00 Flag 17:22 End: 17:24

# 2021 Nankang Tyre CityCar Cup

## RACE 2 - SECTOR ANALYSIS



SECTOR 1 = FL to I1, SECTOR 2 = I1 to I2, SECTOR 3 = I2 to FL, DIFF = Difference To Personal Best Lap, P = Crossed Finish Line in Pit Lane, D = Time Disallowed

P5 63		Duncan STONE				Citroen C1				
IDEAL LAP TIME : 2:10.479		BEST LAP TIME : 2:10.962				DIFFERENCE : 0.483				
LAP	SECTOR 1	SECTOR 2		SECTOR 3		LAP TIME	MPH	DIFF	TIME OF DAY	
1 -		85.3	55.575	85.1	51.438	<b>62.1</b>	2:22.835	62.69	11.873	17:03:18.382
2 -	29.573	82.7	54.964	<b>86.1</b>	50.591	61.2	2:15.128	66.26	4.166	17:05:33.510
3 -	30.571	87.9	52.385	85.5	50.939	61.4	2:13.895	66.87	2.933	17:07:47.405
4 -	29.440	89.1	51.544	86.0	50.379	61.0	2:11.363	68.16	0.401	17:09:58.768
5 -	29.410	88.8	51.357	85.8	<b>50.287</b>	61.5	2:11.054 (2)	68.32	0.092	17:12:09.822
6 -	<b>29.321</b>	<b>89.8</b>	51.018	85.7	50.623	61.1	<b>2:10.962 (1)</b>	<b>68.37</b>		<b>17:14:20.784</b>
7 -	29.652	88.6	<b>50.871</b>	<b>86.1</b>	50.726	61.3	2:11.249 (3)	68.22	0.287	17:16:32.033
8 -	29.891	83.3	54.855	84.6	50.895	61.5	2:15.641	66.01	4.679	17:18:47.674
9 -	29.718	86.9	54.625	85.7	50.813	61.2	2:15.156	66.25	4.194	17:21:02.830
10 -	29.541	84.0	54.681	85.4	51.076	60.0	2:15.298	66.18	4.336	17:23:18.128

P6 80		Danny WILKINSON				Citroen C1				
IDEAL LAP TIME : 2:10.901		BEST LAP TIME : 2:11.095				DIFFERENCE : 0.194				
LAP	SECTOR 1	SECTOR 2		SECTOR 3		LAP TIME	MPH	DIFF	TIME OF DAY	
1 -		87.6	54.554	84.8	51.332	61.9	2:22.507	62.83	11.412	17:03:18.054
2 -	29.873	83.2	55.185	83.5	51.252	61.4	2:16.310	65.69	5.215	17:05:34.364
3 -	30.078	88.6	52.595	83.9	52.964	61.6	2:15.637	66.01	4.542	17:07:50.001
4 -	29.529	<b>90.1</b>	51.082	85.8	51.259	60.8	2:11.870 (3)	67.90	0.775	17:10:01.871
5 -	29.615	89.7	51.633	85.3	50.967	61.5	2:12.215	67.72	1.120	17:12:14.086
6 -	29.605	89.8	<b>50.774</b>	<b>85.9</b>	<b>50.716</b>	<b>61.9</b>	<b>2:11.095 (1)</b>	<b>68.30</b>		<b>17:14:25.181</b>
7 -	<b>29.411</b>	90.0	50.779	85.4	50.982	61.6	2:11.172 (2)	68.26	0.077	17:16:36.353
8 -	29.746	89.2	52.057	85.8	51.459	61.6	2:13.262	67.19	2.167	17:18:49.615
9 -	29.491	89.4	53.620	<b>85.9</b>	51.933	61.2	2:15.044	66.30	3.949	17:21:04.659
10 -	29.657	89.8	54.365	84.5	52.629	60.1	2:16.651	65.52	5.556	17:23:21.310

P7 66		Daniel SELICK				Toyota Aygo				
IDEAL LAP TIME : 2:09.989		BEST LAP TIME : 2:10.465				DIFFERENCE : 0.476				
LAP	SECTOR 1	SECTOR 2		SECTOR 3		LAP TIME	MPH	DIFF	TIME OF DAY	
1 -		84.3	55.591	84.7	51.761	61.5	2:23.490	62.40	13.025	17:03:19.037
2 -	29.417	88.8	55.004	85.4	51.325	<b>61.8</b>	2:15.746	65.96	5.281	17:05:34.783
3 -	29.834	87.1	52.478	85.2	52.483	60.9	2:14.795	66.43	4.330	17:07:49.578
4 -	29.652	88.7	51.016	84.2	51.209	59.8	2:11.877 (3)	67.90	1.412	17:10:01.455
5 -	29.757	88.0	51.582	84.8	50.757	61.2	2:12.096	67.78	1.631	17:12:13.551
6 -	29.719	88.3	50.865	84.9	<b>50.307</b>	61.5	2:10.891 (2)	68.41	0.426	17:14:24.442
7 -	29.737	87.6	<b>50.394</b>	85.7	50.334	60.9	<b>2:10.465 (1)</b>	<b>68.63</b>		<b>17:16:34.907</b>
8 -	30.110	87.0	52.704	<b>86.2</b>	51.021	61.7	2:13.835	66.90	3.370	17:18:48.742
9 -	<b>29.288</b>	<b>89.0</b>	54.256	<b>86.2</b>	51.001	61.7	2:14.545	66.55	4.080	17:21:03.287
10 -	29.404	88.4	55.896	83.5	52.300	60.0	2:17.600	65.07	7.135	17:23:20.887

P8 69		William BURGESS				Citroen C1				
IDEAL LAP TIME : 2:11.094		BEST LAP TIME : 2:11.934				DIFFERENCE : 0.840				
LAP	SECTOR 1	SECTOR 2		SECTOR 3		LAP TIME	MPH	DIFF	TIME OF DAY	
1 -		84.7	55.981	84.4	53.926	61.8	2:27.032	60.90	15.098	17:03:22.579
2 -	29.774	88.5	52.930	87.6	52.462	62.3	2:15.166	66.24	3.232	17:05:37.745
3 -	29.690	85.1	53.227	86.2	51.291	62.0	2:14.208	66.72	2.274	17:07:51.953
4 -	29.801	90.1	51.684	<b>87.9</b>	52.250	61.1	2:13.735	66.95	1.801	17:10:05.688
5 -	29.686	89.7	51.288	86.9	51.495	62.2	2:12.469 (2)	67.59	0.535	17:12:18.157
6 -	<b>29.260</b>	<b>90.4</b>	<b>51.131</b>	87.4	51.543	62.2	<b>2:11.934 (1)</b>	<b>67.87</b>		<b>17:14:30.091</b>
7 -	29.857	83.5	52.385	86.5	52.567	61.2	2:14.809	66.42	2.875	17:16:44.900
8 -	30.155	88.3	53.161	85.5	52.010	<b>62.6</b>	2:15.326	66.16	3.392	17:19:00.226
9 -	29.637	88.7	52.133	85.8	51.092	62.1	2:12.862 (3)	67.39	0.928	17:21:13.088
10 -	29.953	88.1	52.899	85.9	<b>50.703</b>	62.4	2:13.555	67.04	1.621	17:23:26.643

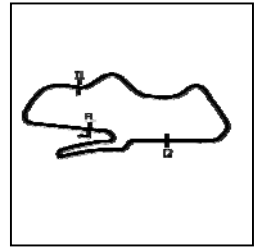
Weather / Track : Overcast / Dry

Donington Park GP  
Circuit Length = 2.4873 miles  
Start: 17:00 Flag 17:22 End: 17:24



# 2021 Nankang Tyre CityCar Cup

## RACE 2 - SECTOR ANALYSIS



SECTOR 1 = FL to I1, SECTOR 2 = I1 to I2, SECTOR 3 = I2 to FL, DIFF = Difference To Personal Best Lap, P = Crossed Finish Line in Pit Lane, D = Time Disallowed

P9 46		Craig FLYNN					Citroen C1				
IDEAL LAP TIME : 2:11.676		BEST LAP TIME : 2:12.687					DIFFERENCE : 1.011				
LAP	SECTOR 1	SECTOR 2		SECTOR 3		LAP TIME	MPH	DIFF	TIME OF DAY		
1 -		88.5	54.610	85.7	52.130	60.8	2:22.014	63.05	9.327	17:03:17.561	
2 -	30.196	85.2	54.847	84.6	51.279	<b>62.0</b>	2:16.322	65.68	3.635	17:05:33.883	
3 -	30.739	86.0	53.439	85.2	51.924	60.0	2:16.102	65.79	3.415	17:07:49.985	
4 -	30.865	89.9	52.001	86.0	51.280	61.2	2:14.146	66.75	1.459	17:10:04.131	
5 -	<b>29.706</b>	<b>90.0</b>	51.770	<b>86.1</b>	51.391	61.2	2:12.867 (2)	67.39	0.180	17:12:16.998	
6 -	29.832	89.9	<b>51.382</b>	85.8	51.473	61.5	<b>2:12.687 (1)</b>	<b>67.48</b>		<b>17:14:29.685</b>	
7 -	30.171	88.5	52.191	84.3	51.680	61.3	2:14.042	66.80	1.355	17:16:43.727	
8 -	30.070	88.0	54.628	85.9	51.648	61.2	2:16.346	65.67	3.659	17:19:00.073	
9 -	29.999	89.0	52.363	85.7	<b>50.588</b>	60.5	2:12.950 (3)	67.35	0.263	17:21:13.023	
10 -	30.231	<b>90.0</b>	52.919	85.0	50.864	60.8	2:14.014	66.81	1.327	17:23:27.037	

P10 88		Richard SNUGGS					Citroen C1				
IDEAL LAP TIME : 2:11.982		BEST LAP TIME : 2:12.421					DIFFERENCE : 0.439				
LAP	SECTOR 1	SECTOR 2		SECTOR 3		LAP TIME	MPH	DIFF	TIME OF DAY		
1 -		85.2	55.082	84.6	52.254	61.3	2:24.259	62.07	11.838	17:03:19.806	
2 -	29.740	87.2	54.428	84.7	51.851	60.9	2:16.019	65.83	3.598	17:05:35.825	
3 -	29.977	87.7	52.722	84.5	51.840	60.6	2:14.539	66.55	2.118	17:07:50.364	
4 -	30.182	86.7	51.970	84.3	51.124	<b>61.6</b>	2:13.276 (2)	67.18	0.855	17:10:03.640	
5 -	<b>29.513</b>	87.6	51.788	84.4	51.120	61.3	<b>2:12.421 (1)</b>	<b>67.62</b>		<b>17:12:16.061</b>	
6 -	29.957	86.7	<b>51.620</b>	84.4	51.917	60.9	2:13.494 (3)	67.07	1.073	17:14:29.555	
7 -	30.611	79.3	52.455	<b>85.4</b>	52.412	61.3	2:15.478	66.09	3.057	17:16:45.033	
8 -	30.460	85.5	53.401	84.8	51.704	60.6	2:15.565	66.05	3.144	17:19:00.598	
9 -	30.056	86.7	53.536	84.7	<b>50.849</b>	61.5	2:14.441	66.60	2.020	17:21:15.039	
10 -	29.708	<b>88.3</b>	52.552	<b>85.4</b>	51.336	61.3	2:13.596	67.02	1.175	17:23:28.635	

P11 99		Richard BASTOW					Citroen C1				
IDEAL LAP TIME : 2:11.965		BEST LAP TIME : 2:13.077					DIFFERENCE : 1.112				
LAP	SECTOR 1	SECTOR 2		SECTOR 3		LAP TIME	MPH	DIFF	TIME OF DAY		
1 -		81.6	54.817	85.7	54.303	60.1	2:27.909	60.53	14.832	17:03:23.456	
2 -	29.653	89.9	53.617	84.8	51.750	<b>61.7</b>	2:15.020	66.31	1.943	17:05:38.476	
3 -	<b>29.444</b>	<b>90.6</b>	53.227	85.9	52.370	60.1	2:15.041	66.30	1.964	17:07:53.517	
4 -	29.989	88.7	52.887	<b>86.8</b>	52.177	59.9	2:15.053	66.30	1.976	17:10:08.570	
5 -	30.490	88.7	54.343	85.9	51.349	61.0	2:16.182	65.75	3.105	17:12:24.752	
6 -	29.775	89.8	<b>51.716</b>	85.0	53.612	59.9	2:15.103	66.27	2.026	17:14:39.855	
7 -	29.838	87.6	51.916	85.4	51.461	61.1	2:13.215 (3)	67.21	0.138	17:16:53.070	
8 -	29.815	88.0	52.737	84.6	51.055	61.4	2:13.607	67.02	0.530	17:19:06.677	
9 -	29.767	88.4	52.469	85.4	50.972	61.5	2:13.208 (2)	67.22	0.131	17:21:19.885	
10 -	30.021	87.9	52.251	85.2	<b>50.805</b>	60.9	<b>2:13.077 (1)</b>	<b>67.28</b>		<b>17:23:32.962</b>	

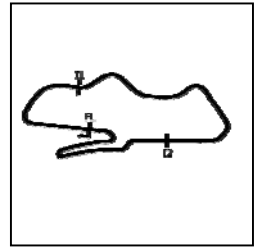
P12 777		Christopher MACKENZIE					Citroen C1				
IDEAL LAP TIME :		BEST LAP TIME : 2:13.378					DIFFERENCE :				
LAP	SECTOR 1	SECTOR 2		SECTOR 3		LAP TIME	MPH	DIFF	TIME OF DAY		
1 -		84.3			61.4	2:24.835	61.82	11.457	17:03:20.382		
2 -					<b>61.6</b>	2:16.684	65.51	3.306	17:05:37.066		
3 -					61.5	2:14.587 (3)	66.53	1.209	17:07:51.653		
4 -					60.9	2:14.262 (2)	66.69	0.884	17:10:05.915		
5 -					61.5	<b>2:13.378 (1)</b>	<b>67.13</b>		<b>17:12:19.293</b>		
6 -					60.7	2:14.753	66.45	1.375	17:14:34.046		
7 -					60.8	2:15.139	66.26	1.761	17:16:49.185		
8 -					61.3	2:15.136	66.26	1.758	17:19:04.321		
9 -	<b>30.122</b>	<b>85.2</b>			61.2	2:15.098	66.28	1.720	17:21:19.419		
10 -					61.1	2:15.391	66.13	2.013	17:23:34.810		

Weather / Track : Overcast / Dry

Donington Park GP  
Circuit Length = 2.4873 miles  
Start: 17:00 Flag 17:22 End: 17:24

# 2021 Nankang Tyre CityCar Cup

## RACE 2 - SECTOR ANALYSIS



SECTOR 1 = FL to I1, SECTOR 2 = I1 to I2, SECTOR 3 = I2 to FL, DIFF = Difference To Personal Best Lap, P = Crossed Finish Line in Pit Lane, D = Time Disallowed

P13 310		John NICHOLSON				Peugeot 107				
IDEAL LAP TIME : 2:13.400		BEST LAP TIME : 2:13.870				DIFFERENCE : 0.470				
LAP	SECTOR 1	SECTOR 2		SECTOR 3		LAP TIME	MPH	DIFF	TIME OF DAY	
1 -		79.1	55.482	83.8	53.882	59.8	2:28.224	60.41	14.354	17:03:23.771
2 -	30.218	86.4	53.049	84.9	52.120	60.8	2:15.387	66.13	1.517	17:05:39.158
3 -	30.148	85.4	52.697	<b>86.1</b>	52.053	60.2	2:14.898	66.37	1.028	17:07:54.056
4 -	29.918	84.4	52.155	84.9	52.959	60.7	2:15.032	66.31	1.162	17:10:09.088
5 -	30.262	85.9	53.053	84.2	51.758	60.8	2:15.073	66.29	1.203	17:12:24.161
6 -	<b>29.813</b>	<b>87.4</b>	<b>52.145</b>	83.7	52.639	60.8	2:14.597	66.52	0.727	17:14:38.758
7 -	29.994	84.4	52.203	83.8	52.386	<b>61.1</b>	2:14.583 (3)	66.53	0.713	17:16:53.341
8 -	30.094	80.0	52.822	84.5	<b>51.442</b>	60.7	2:14.358 (2)	66.64	0.488	17:19:07.699
9 -	30.383	75.1	53.959	84.0	51.687	60.9	2:16.029	65.82	2.159	17:21:23.728
10 -	29.899	84.7	52.293	84.3	51.678	59.9	<b>2:13.870 (1)</b>	<b>66.88</b>		<b>17:23:37.598</b>

P14 65		Ashley MITCHELL				Toyota Aygo				
IDEAL LAP TIME : 2:13.226		BEST LAP TIME : 2:14.690				DIFFERENCE : 1.464				
LAP	SECTOR 1	SECTOR 2		SECTOR 3		LAP TIME	MPH	DIFF	TIME OF DAY	
1 -		86.4	55.626	84.2	53.381	61.1	2:26.469	61.13	11.779	17:03:22.016
2 -	29.944	87.3	52.961	<b>86.4</b>	52.458	<b>61.3</b>	2:15.363 (3)	66.15	0.673	17:05:37.379
3 -	29.851	89.4	53.518	82.1	52.481	59.9	2:15.850	65.91	1.160	17:07:53.229
4 -	30.049	87.2	<b>52.028</b>	83.0	53.347	57.7	2:15.424	66.12	0.734	17:10:08.653
5 -	30.818	81.9	53.382	84.5	52.231	61.0	2:16.431	65.63	1.741	17:12:25.084
6 -	<b>29.670</b>	89.0	52.301	84.4	53.168	59.5	2:15.139 (2)	66.26	0.449	17:14:40.223
7 -	30.153	<b>89.5</b>	54.835	83.8	51.645	59.6	2:16.633	65.53	1.943	17:16:56.856
8 -	29.953	85.9	54.499	85.0	51.681	60.2	2:16.133	65.77	1.443	17:19:12.989
9 -	29.929	81.2	54.091	84.6	51.866	60.8	2:15.886	65.89	1.196	17:21:28.875
10 -	29.909	85.5	53.253	84.7	<b>51.528</b>	61.1	<b>2:14.690 (1)</b>	<b>66.48</b>		<b>17:23:43.565</b>

P15 31		Adam REYNOLDS				Peugeot 107				
IDEAL LAP TIME : 2:13.226		BEST LAP TIME : 2:13.684				DIFFERENCE : 0.458				
LAP	SECTOR 1	SECTOR 2		SECTOR 3		LAP TIME	MPH	DIFF	TIME OF DAY	
1 -		75.7	58.676	84.7	53.007	61.7	2:30.904	59.33	17.220	17:03:26.451
2 -	30.326	<b>88.5</b>	54.395	85.8	52.310	61.7	2:17.031	65.34	3.347	17:05:43.482
3 -	30.066	84.6	52.995	86.0	51.572	<b>62.2</b>	2:14.633	66.51	0.949	17:07:58.115
4 -	30.051	88.4	52.654	86.0	51.453	60.9	2:14.158 (2)	66.74	0.474	17:10:12.273
5 -	30.143	88.3	53.002	<b>87.0</b>	52.557	61.1	2:15.702	65.98	2.018	17:12:27.975
6 -	<b>29.833</b>	88.1	<b>52.347</b>	85.3	51.504	60.8	<b>2:13.684 (1)</b>	<b>66.98</b>		<b>17:14:41.659</b>
7 -	29.944	88.3	1:00.993	84.2	51.683	61.7	2:22.620	62.78	8.936	17:17:04.279
8 -	30.205	81.5	54.841	84.0	51.771	60.4	2:16.817	65.44	3.133	17:19:21.096
9 -	30.069	81.9	54.018	85.2	52.238	61.2	2:16.325	65.68	2.641	17:21:37.421
10 -	30.125	88.1	53.443	84.2	<b>51.046</b>	60.7	2:14.614 (3)	66.51	0.930	17:23:52.035

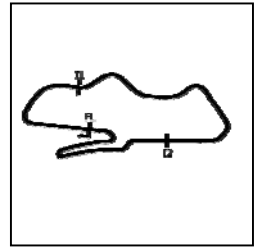
P16 24		Paul SAVAGE				Peugeot 107				
IDEAL LAP TIME : 2:13.193		BEST LAP TIME : 2:14.370				DIFFERENCE : 1.177				
LAP	SECTOR 1	SECTOR 2		SECTOR 3		LAP TIME	MPH	DIFF	TIME OF DAY	
1 -		83.0	59.265	84.0	52.872	60.5	2:32.046	58.89	17.676	17:03:27.593
2 -	30.051	86.5	53.838	85.5	52.758	60.5	2:16.647	65.52	2.277	17:05:44.240
3 -	29.790	87.1	52.828	86.3	52.256	<b>60.7</b>	2:14.874 (2)	66.39	0.504	17:07:59.114
4 -	<b>29.593</b>	<b>88.0</b>	52.625	85.0	<b>52.152</b>	60.5	<b>2:14.370 (1)</b>	<b>66.64</b>		<b>17:10:13.484</b>
5 -	29.610	86.3	52.618	<b>87.1</b>	53.367	59.7	2:15.595	66.03	1.225	17:12:29.079
6 -	30.899	84.8	<b>51.448</b>	86.3	52.743	60.2	2:15.090 (3)	66.28	0.720	17:14:44.169
7 -	30.573	85.3	53.775	85.4	53.131	59.9	2:17.479	65.13	3.109	17:17:01.648
8 -	30.078	83.8	54.037	83.9	52.513	58.8	2:16.628	65.53	2.258	17:19:18.276
9 -	30.153	84.0	54.242	83.9	52.666	59.9	2:17.061	65.33	2.691	17:21:35.337
10 -	30.071	86.1	53.515	83.6	53.346	57.1	2:16.932	65.39	2.562	17:23:52.269

Weather / Track : Overcast / Dry

Donington Park GP  
Circuit Length = 2.4873 miles  
Start: 17:00 Flag 17:22 End: 17:24

# 2021 Nankang Tyre CityCar Cup

## RACE 2 - SECTOR ANALYSIS



SECTOR 1 = FL to I1, SECTOR 2 = I1 to I2, SECTOR 3 = I2 to FL, DIFF = Difference To Personal Best Lap, P = Crossed Finish Line in Pit Lane, D = Time Disallowed

<b>P17 43</b>		<b>Brandon SAVAGE</b>					Citroen C1				
IDEAL LAP TIME : 2:13.887		BEST LAP TIME : 2:14.974					DIFFERENCE : 1.087				
LAP	SECTOR 1	SECTOR 2		SECTOR 3		LAP TIME	MPH	DIFF	TIME OF DAY		
1 -		82.0	57.244	84.5	53.301	60.6	2:30.156	59.63	15.182	17:03:25.703	
2 -	29.956	85.7	54.083	84.6	52.093	57.6	2:16.132	65.77	1.158	17:05:41.835	
<b>3 -</b>	<b>30.027</b>	<b>87.2</b>	52.922	85.0	52.025	<b>61.5</b>	<b>2:14.974 (1)</b>	<b>66.34</b>		<b>17:07:56.809</b>	
4 -	30.924	83.1	52.101	<b>85.3</b>	<b>52.013</b>	59.0	2:15.038 (2)	66.31	0.064	17:10:11.847	
5 -	<b>29.861</b>	<b>87.2</b>	53.376	85.0	53.141	55.4	2:16.378	65.65	1.404	17:12:28.225	
6 -	30.342	<b>87.2</b>	<b>52.013</b>	<b>85.3</b>	53.094	55.7	2:15.449 (3)	66.10	0.475	17:14:43.674	
7 -	30.632	86.1	54.086	84.2	54.548	53.7	2:19.266	64.29	4.292	17:17:02.940	
8 -	30.696	85.4	52.936	83.8	53.102	55.0	2:16.734	65.48	1.760	17:19:19.674	
9 -	30.606	85.5	53.327	83.7	53.254	55.0	2:17.187	65.27	2.213	17:21:36.861	
10 -	31.076	86.3	54.020	83.6	52.488	56.7	2:17.584	65.08	2.610	17:23:54.445	

<b>P18 101</b>		<b>Samuel LAIDLAW</b>					Peugeot 107				
IDEAL LAP TIME : 2:12.617		BEST LAP TIME : 2:13.104					DIFFERENCE : 0.487				
LAP	SECTOR 1	SECTOR 2		SECTOR 3		LAP TIME	MPH	DIFF	TIME OF DAY		
1 -		86.1	55.601	83.3	54.935	<b>60.9</b>	2:28.580	60.26	15.476	17:03:24.127	
2 -	30.193	87.8	53.382	84.8	52.261	59.8	2:15.836	65.92	2.732	17:05:39.963	
3 -	30.057	87.0	52.471	84.9	52.338	60.2	2:14.866	66.39	1.762	17:07:54.829	
4 -	<b>29.677</b>	88.4	58.961	82.5	52.237	60.4	2:20.875	63.56	7.771	17:10:15.704	
<b>5 -</b>	29.829	88.0	<b>51.611</b>	84.6	51.664	58.6	<b>2:13.104 (1)</b>	<b>67.27</b>		<b>17:12:28.808</b>	
6 -	30.129	<b>88.8</b>	52.070	<b>85.0</b>	52.127	59.0	2:14.326 (3)	66.66	1.222	17:14:43.134	
7 -	29.827	88.5	1:05.100	82.4	<b>51.329</b>	60.4	2:26.256	61.22	13.152	17:17:09.390	
8 -	30.354	86.2	53.614	82.4	52.038	59.6	2:16.006	65.83	2.902	17:19:25.396	
9 -	30.245	85.0	54.215	83.3	51.826	60.2	2:16.286	65.70	3.182	17:21:41.682	
10 -	30.062	86.2	52.403	83.9	51.434	60.2	2:13.899 (2)	66.87	0.795	17:23:55.581	

<b>P19 30</b>		<b>Gareth FREDERICKSON</b>					Citroen C1				
IDEAL LAP TIME : 2:12.169		BEST LAP TIME : 2:12.655					DIFFERENCE : 0.486				
LAP	SECTOR 1	SECTOR 2		SECTOR 3		LAP TIME	MPH	DIFF	TIME OF DAY		
1 -		77.5	56.517	84.9	53.527	59.7	2:29.273	59.98	16.618	17:03:24.820	
2 -	30.810	82.6	54.866	85.0	52.490	60.7	2:18.166	64.80	5.511	17:05:42.986	
3 -	30.233	85.8	52.581	85.1	51.926	60.5	2:14.740	66.45	2.085	17:07:57.726	
<b>4 -</b>	29.838	87.0	<b>51.353</b>	<b>85.7</b>	51.464	61.0	<b>2:12.655 (1)</b>	<b>67.50</b>		<b>17:10:10.381</b>	
5 -	29.718	84.9	54.075	85.5	51.508	61.3	2:15.301	66.18	2.646	17:12:25.682	
6 -	<b>29.581</b>	86.8	52.197	84.5	52.899	60.2	2:14.677	66.48	2.022	17:14:40.359	
7 -	29.800	87.7	52.291	85.2	<b>51.235</b>	60.5	2:13.326 (2)	67.16	0.671	17:16:53.685	
8 -	49.386	75.1	53.365	84.3	51.793	61.0	2:34.544	57.94	21.889	17:19:28.229	
9 -	29.930	<b>88.3</b>	52.497	85.2	52.488	61.2	2:14.915	66.37	2.260	17:21:43.144	
10 -	29.606	87.0	52.590	84.9	51.789	<b>61.5</b>	2:13.985 (3)	66.83	1.330	17:23:57.129	

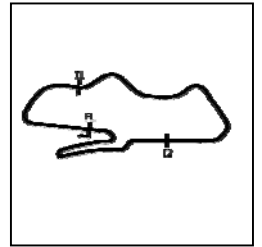
<b>P20 7</b>		<b>Tony TROTTER</b>					Citroen C1				
IDEAL LAP TIME : 2:13.853		BEST LAP TIME : 2:13.888					DIFFERENCE : 0.035				
LAP	SECTOR 1	SECTOR 2		SECTOR 3		LAP TIME	MPH	DIFF	TIME OF DAY		
1 -		86.3	1:12.563	81.7	54.179	61.0	2:42.068	55.25	28.180	17:03:37.615	
2 -	30.405	87.1	57.100	83.2	1:04.273	61.1	2:31.778	58.99	17.890	17:06:09.393	
3 -	30.111	87.7	55.018	83.1	52.820	61.1	2:17.949	64.91	4.061	17:08:27.342	
4 -	29.990	87.7	53.378	83.3	52.221	61.1	2:15.589 (3)	66.04	1.701	17:10:42.931	
5 -	<b>29.671</b>	<b>88.1</b>	<b>52.443</b>	<b>84.0</b>	52.343	61.0	2:14.457 (2)	66.59	0.569	17:12:57.388	
<b>6 -</b>	29.702	87.4	52.447	83.7	<b>51.739</b>	60.8	<b>2:13.888 (1)</b>	<b>66.88</b>		<b>17:15:11.276</b>	
7 -	30.344	74.8	58.429	83.7	51.864	61.2	2:20.637	63.67	6.749	17:17:31.913	
8 -	30.381	72.9	57.470	83.5	52.308	61.4	2:20.159	63.88	6.271	17:19:52.072	
9 -	30.602	76.0	56.628	83.6	52.116	<b>61.5</b>	2:19.346	64.26	5.458	17:22:11.418	
10 -	30.107	79.7	56.157	83.5	51.914	60.6	2:18.178	64.80	4.290	17:24:29.596	

Weather / Track : Overcast / Dry

Donington Park GP  
Circuit Length = 2.4873 miles  
Start: 17:00 Flag 17:22 End: 17:24

# 2021 Nankang Tyre CityCar Cup

## RACE 2 - SECTOR ANALYSIS



SECTOR 1 = FL to I1, SECTOR 2 = I1 to I2, SECTOR 3 = I2 to FL, DIFF = Difference To Personal Best Lap, P = Crossed Finish Line in Pit Lane, D = Time Disallowed

P21 12		Laura PAYNE					Citroen C1				
IDEAL LAP TIME : 2:25.693		BEST LAP TIME : 2:26.525					DIFFERENCE : 0.832				
LAP	SECTOR 1	SECTOR 2		SECTOR 3		LAP TIME	MPH	DIFF	TIME OF DAY		
1 -		72.5	1:00.603	81.2	56.808	59.0	2:38.842	56.37	12.317	17:03:34.389	
2 -	32.818	74.3	1:01.739	79.2	58.063	58.3	2:32.620	58.67	6.095	17:06:07.009	
3 -	33.412	69.3	1:00.776	79.3	57.205	58.0	2:31.393	59.14	4.868	17:08:38.402	
4 -	32.717	71.3	59.297	81.3	56.094	58.8	2:28.108 (3)	60.45	1.583	17:11:06.510	
5 -	<b>31.948</b>	<b>76.5</b>	<b>58.232</b>	80.2	56.545	59.1	2:26.725 (2)	61.02	0.200	17:13:33.235	
6 -	32.126	75.3	58.346	80.7	56.053	58.8	<b>2:26.525 (1)</b>	<b>61.11</b>		<b>17:15:59.760</b>	
7 -	34.940	58.4	1:05.018	81.5	<b>55.513</b>	58.7	2:35.471	57.59	8.946	17:18:35.231	
8 -	33.967	68.0	1:01.228	79.6	56.290	59.6	2:31.485	59.11	4.960	17:21:06.716	
9 -	32.280	68.8	1:01.467	<b>82.2</b>	55.939	<b>60.6</b>	2:29.686	59.82	3.161	17:23:36.402	

P22 23		Tim EVANS					Toyota Aygo				
IDEAL LAP TIME : 2:10.853		BEST LAP TIME : 2:11.084					DIFFERENCE : 0.231				
LAP	SECTOR 1	SECTOR 2		SECTOR 3		LAP TIME	MPH	DIFF	TIME OF DAY		
1 -		87.7	51.414	<b>85.8</b>	50.357	61.4	2:16.470	65.61	5.386	17:03:12.017	
2 -	29.571	<b>88.5</b>	52.795	85.5	<b>50.334</b>	61.7	2:12.700	67.47	1.616	17:05:24.717	
3 -	29.526	88.0	51.878	85.1	50.405	61.5	2:11.809	67.93	0.725	17:07:36.526	
4 -	29.566	88.1	51.382	85.2	50.427	61.6	2:11.375 (3)	68.15	0.291	17:09:47.901	
5 -	<b>29.334</b>	88.4	51.279	85.3	50.471	61.9	<b>2:11.084 (1)</b>	<b>68.31</b>		<b>17:11:58.985</b>	
6 -	29.554	86.7	<b>51.185</b>	85.4	50.751	61.9	2:11.490	68.09	0.406	17:14:10.475	
7 -	29.394	87.2	51.316	84.9	50.619	61.6	2:11.329 (2)	68.18	0.245	17:16:21.804	
8 -	29.643	87.4	54.965	82.4	52.568	<b>62.1</b>	2:17.176	65.27	6.092	17:18:38.980	

P23 42		Ben WALKINGSHAW					Citroen C1				
IDEAL LAP TIME : 2:13.088		BEST LAP TIME : 2:13.207					DIFFERENCE : 0.119				
LAP	SECTOR 1	SECTOR 2		SECTOR 3		LAP TIME	MPH	DIFF	TIME OF DAY		
1 -		73.8	55.730	<b>86.8</b>	54.798	60.5	2:29.399	59.93	16.192	17:03:24.946	
2 -	30.189	87.6	53.617	86.3	52.139	60.8	2:15.945	65.86	2.738	17:05:40.891	
3 -	29.704	89.0	53.242	85.9	51.453	61.9	2:14.399 (3)	66.62	1.192	17:07:55.290	
4 -	29.826	88.6	<b>52.588</b>	86.7	51.565	61.1	2:13.979 (2)	66.83	0.772	17:10:09.269	
5 -	30.377	82.7	54.726	81.4	51.912	<b>62.0</b>	2:17.015	65.35	3.808	17:12:26.284	
6 -	<b>29.273</b>	<b>90.0</b>	52.707	86.3	<b>51.227</b>	59.8	<b>2:13.207 (1)</b>	<b>67.22</b>		<b>17:14:39.491</b>	

# 2021 Nankang Tyre CityCar Cup

## RACE 2 - BEST SECTORS

SECTOR 1			SECTOR 2			SECTOR 3			IDEAL / BEST COMPARISON						
POS	NO	NAME	TIME	NO	NAME	TIME	NO	NAME	TIME	POS	NO	NAME	IDEAL	BEST	DIFF
													<b>PERFECT LAP</b>	<b>2:08.700</b>	
1	22	GRINDROD	28.990	22	GRINDROD	50.119	15	DYER	49.591	1	22	GRINDROD	2:08.974	2:09.388	0.414
2	91	BROWNING	29.189	91	BROWNING	50.366	100	LIDLAW	49.638	2	100	LIDLAW	2:09.507	2:09.507	0.000
3	69	BURGESS	29.260	66	SELLICK	50.394	22	GRINDROD	49.865	3	91	BROWNING	2:09.596	2:09.846	0.250
4	42	WALKINGSHAW	29.273	100	LIDLAW	50.437	91	BROWNING	50.041	4	15	DYER	2:09.839	2:10.166	0.327
5	66	SELLICK	29.288	80	WILKINSON	50.774	63	STONE	50.287	5	66	SELLICK	2:09.989	2:10.465	0.476
6	63	STONE	29.321	15	DYER	50.776	66	SELLICK	50.307	6	63	STONE	2:10.479	2:10.962	0.483
7	23	EVANS	29.334	63	STONE	50.871	23	EVANS	50.334	7	23	EVANS	2:10.853	2:11.084	0.231
8	80	WILKINSON	29.411	69	BURGESS	51.131	46	FLYNN	50.588	8	80	WILKINSON	2:10.901	2:11.095	0.194
9	100	LIDLAW	29.432	23	EVANS	51.185	69	BURGESS	50.703	9	69	BURGESS	2:11.094	2:11.934	0.840
10	99	BASTOW	29.444	30	FREDERICKSON	51.353	80	WILKINSON	50.716	10	46	FLYNN	2:11.676	2:12.687	1.011
11	15	DYER	29.472	46	FLYNN	51.382	99	BASTOW	50.805	11	99	BASTOW	2:11.965	2:13.077	1.112
12	88	SNUGGS	29.513	24	SAVAGE	51.448	88	SNUGGS	50.849	12	88	SNUGGS	2:11.982	2:12.421	0.439
13	30	FREDERICKSON	29.581	101	LIDLAW	51.611	31	REYNOLDS	51.046	13	30	FREDERICKSON	2:12.169	2:12.655	0.486
14	24	SAVAGE	29.593	88	SNUGGS	51.620	42	WALKINGSHAW	51.227	14	101	LIDLAW	2:12.617	2:13.104	0.487
15	65	MITCHELL	29.670	99	BASTOW	51.716	30	FREDERICKSON	51.235	15	42	WALKINGSHAW	2:13.088	2:13.207	0.119
16	7	TROTTER	29.671	43	SAVAGE	52.013	101	LIDLAW	51.329	16	24	SAVAGE	2:13.193	2:14.370	1.177
17	101	LIDLAW	29.677	65	MITCHELL	52.028	310	NICHOLSON	51.442	17	31	REYNOLDS	2:13.226	2:13.684	0.458
18	46	FLYNN	29.706	310	NICHOLSON	52.145	65	MITCHELL	51.528	18	65	MITCHELL	2:13.226	2:14.690	1.464
19	310	NICHOLSON	29.813	31	REYNOLDS	52.347	7	TROTTER	51.739	19	310	NICHOLSON	2:13.400	2:13.870	0.470
20	31	REYNOLDS	29.833	7	TROTTER	52.443	43	SAVAGE	52.013	20	7	TROTTER	2:13.853	2:13.888	0.035
21	43	SAVAGE	29.861	42	WALKINGSHAW	52.588	24	SAVAGE	52.152	21	43	SAVAGE	2:13.887	2:14.974	1.087
22	777	MACKENZIE	30.122	12	PAYNE	58.232	12	PAYNE	55.513	22	12	PAYNE	2:25.693	2:26.525	0.832
23	12	PAYNE	31.948							23	777	MACKENZIE		2:13.378	
24															

Weather / Track : Overcast / Dry

Donington Park GP  
 Circuit Length = 2.4873 miles  
 Start: 17:00 Flag 17:22 End: 17:24

Results can be found at [www.tsl-timing.com](http://www.tsl-timing.com)

Printed - 17:28 Sunday, 11 July 2021

# 2021 Nankang Tyre CityCar Cup

## RACE 2 - BEST SPEEDS

POS	INTERMEDIATE 1			INTERMEDIATE 2			FINISH LINE		
	NO	NAME	MPH	NO	NAME	MPH	NO	NAME	MPH
1	22	GRINDROD	90.6	69	BURGESS	87.9	69	BURGESS	62.6
2	99	BASTOW	90.6	22	GRINDROD	87.1	22	GRINDROD	62.4
3	69	BURGESS	90.4	24	SAVAGE	87.1	31	REYNOLDS	62.2
4	80	WILKINSON	90.1	31	REYNOLDS	87.0	63	STONE	62.1
5	100	LAIDLAW	90.0	99	BASTOW	86.8	23	EVANS	62.1
6	46	FLYNN	90.0	42	WALKINGSHAW	86.8	46	FLYNN	62.0
7	42	WALKINGSHAW	90.0	91	BROWNING	86.7	42	WALKINGSHAW	62.0
8	91	BROWNING	89.8	100	LAIDLAW	86.7	80	WILKINSON	61.9
9	63	STONE	89.8	65	MITCHELL	86.4	91	BROWNING	61.9
10	65	MITCHELL	89.5	66	SELICK	86.2	66	SELICK	61.8
11	15	DYER	89.2	63	STONE	86.1	15	DYER	61.7
12	66	SELICK	89.0	46	FLYNN	86.1	99	BASTOW	61.7
13	101	LAIDLAW	88.8	310	NICHOLSON	86.1	88	SNUGGS	61.6
14	31	REYNOLDS	88.5	80	WILKINSON	85.9	777	MACKENZIE	61.6
15	23	EVANS	88.5	23	EVANS	85.8	43	SAVAGE	61.5
16	88	SNUGGS	88.3	30	FREDERICKSON	85.7	100	LAIDLAW	61.5
17	30	FREDERICKSON	88.3	15	DYER	85.5	30	FREDERICKSON	61.5
18	7	TROTTER	88.1	88	SNUGGS	85.4	7	TROTTER	61.5
19	24	SAVAGE	88.0	43	SAVAGE	85.3	65	MITCHELL	61.3
20	310	NICHOLSON	87.4	101	LAIDLAW	85.0	310	NICHOLSON	61.1
21	43	SAVAGE	87.2	7	TROTTER	84.0	101	LAIDLAW	60.9
22	777	MACKENZIE	85.2	12	PAYNE	82.2	24	SAVAGE	60.7
23	3	LETTIS	80.7				12	PAYNE	60.6
24	12	PAYNE	76.5						

Weather / Track : Overcast / Dry

Results can be found at [www.tsl-timing.com](http://www.tsl-timing.com)

Donington Park GP  
Circuit Length = 2.4873 miles  
Start: 17:00 Flag 17:22 End: 17:24

Printed - 17:28 Sunday, 11 July 2021

# 2021 Nankang Tyre CityCar Cup

## RACE 2 - STATISTICS

**Competitors Started** 24  
**Planned Start** 2021-07-11 @ 16:50:00.000  
**Actual Start** 2021-07-11 @ 17:00:55.546  
**Finish Time** 2021-07-11 @ 17:22:53.583  
**Track Length** 2.4873mi.  
**Total Laps** 223  
**Total Distance Covered** 554.6788mi.

### Session Fastest Lap History

NO	NAME	LAP TIME	TIME OF DAY	LAP	VEHICLE
22	Nic GRINDROD	<b>2:14.994</b>	17:03:10.543	1	Citroen C1
22	Nic GRINDROD	<b>2:11.734</b>	17:05:22.278	2	Citroen C1
15	Andrew DYER	<b>2:11.726</b>	17:07:40.846	3	Citroen C1
100	Steve LAIDLAW	<b>2:11.339</b>	17:07:41.771	3	Peugeot 107
22	Nic GRINDROD	<b>2:11.139</b>	17:09:45.156	4	Citroen C1
15	Andrew DYER	<b>2:11.082</b>	17:09:51.928	4	Citroen C1
100	Steve LAIDLAW	<b>2:11.014</b>	17:09:52.786	4	Peugeot 107
22	Nic GRINDROD	<b>2:09.423</b>	17:11:54.578	5	Citroen C1
22	Nic GRINDROD	<b>2:09.388</b>	17:14:03.966	6	Citroen C1

### Session Leader History

NO	NAME	FROM LAP	LAPS LED	DISTANCE	VEHICLE
22	Nic GRINDROD	1	10	24.83 miles	Citroen C1

### Flag History

TYPE	TIME OF DAY
GREEN	17:00:55.546
FINISH	17:22:53.583

### Flag Statistics

TYPE	COUNT	TOTAL LAPS	TOTAL TIME
Green	1	10	23:54.090
Red	0	0	0.000
Safety Car	0	0	0.000
FCY	0	0	0.000

Weather / Track : Overcast / Dry

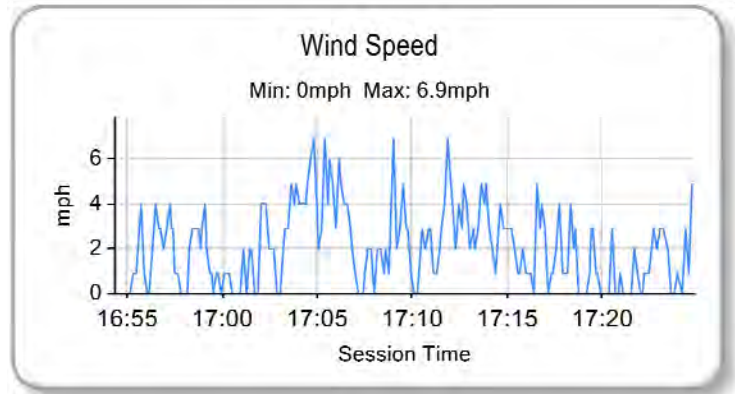
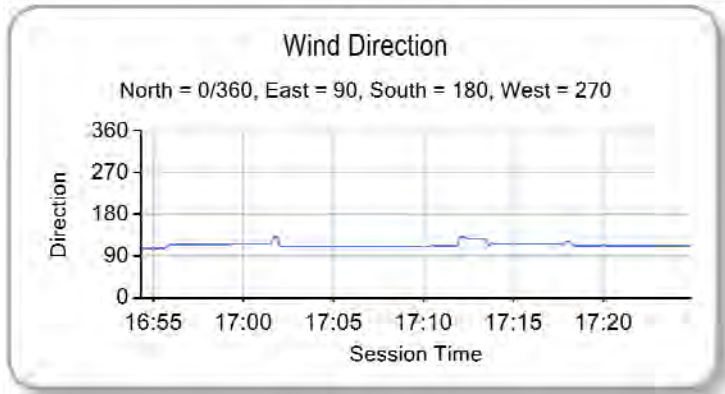
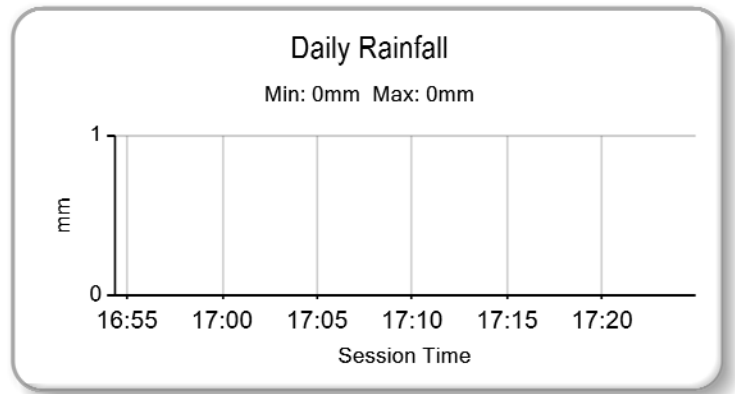
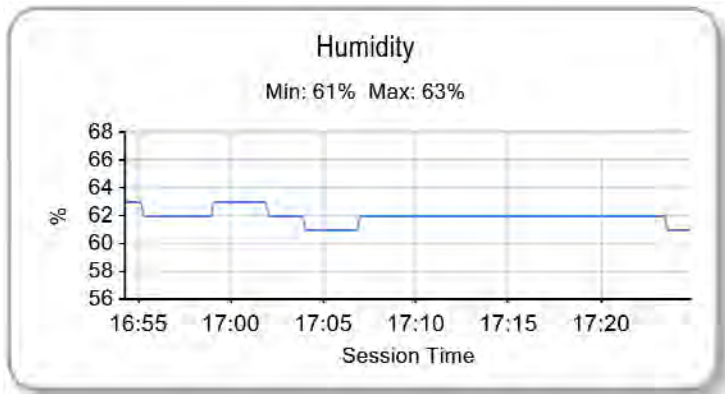
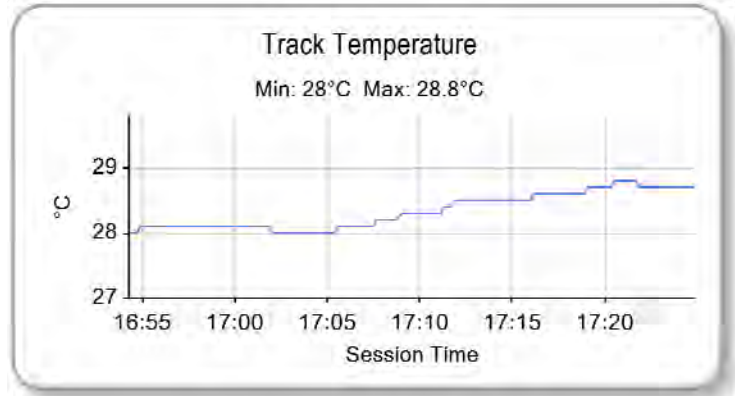
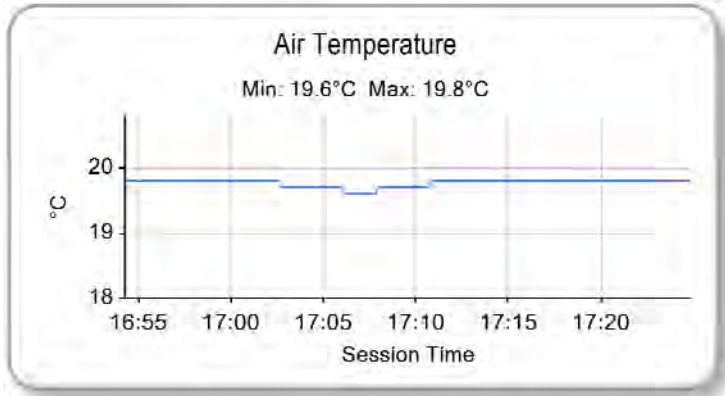
Results can be found at [www.tsl-timing.com](http://www.tsl-timing.com)

Donington Park GP  
Circuit Length = 2.4873 miles  
Start: 17:00 Flag 17:22 End: 17:24

Printed - 17:33 Sunday, 11 July 2021

# 2021 Nankang Tyre CityCar Cup

## RACE 2 - WEATHER CONDITIONS



Weather / Track : Overcast / Dry

Results can be found at [www.tsl-timing.com](http://www.tsl-timing.com)

Donington Park GP  
 Circuit Length = 2.4873 miles  
 Start: 17:00 Flag 17:22 End: 17:24

Printed - 17:29 Sunday, 11 July 2021