CLAPHAM NORTH MOT MAZDA MX-5 CLUBMAN CHAMPIONSHIP

BRSCC Autumn Race Weekend

Croft

6th / 7th September 2025

Timing & Results Provided by Timing Solutions Ltd

www.tsl-timing.com

Clapham North Mazda MX-5 Clubman Championship

QUALIFYING - RACE 2 - CLASSIFICATION - AMENDED

POS	NO	CL	PIC	NAME	ENTRY	TIME	ON	LAPS	GAP	DIFF	MPH
1	28*		1	Jake PAICE	Mazda MX-5 Mk1	1:39.609	7	8			75.90
2	500*		2	Jordan PIMLEY	Mazda MX-5 Mk1	1:39.681	8	8	0.072	0.072	75.84
3	52*	R	1	Paul SIMARD	Mazda MX-5 Mk1	1:39.927	4	8	0.318	0.246	75.66
4	8*		3	Harry DEANE	Mazda MX-5 MK1	1:40.121	2	8	0.512	0.194	75.51
5	22		4	Matt FLOWERS	Mazda MX-5 Mk1	1:40.445	6	8	0.836	0.324	75.27
6	577	M	1	Chris THELWELL	Mazda MX-5 MK1	1:40.732	3	7	1.123	0.287	75.05
7	23*	M	2	Martin TOLLEY	Mazda MX-5 Mk1	1:40.736	2	8	1.127	0.004	75.05
8	6*		5	Jack WARRY	Mazda MX-5 MK1	1:40.785	5	8	1.176	0.049	75.01
9	1*	M	3	Jonathan GREENSMITH	Mazda MX-5 Mk1	1:40.925	7	8	1.316	0.140	74.91
10	42*	R	2	Ben HOY	Mazda MX-5 Mk1	1:41.107	6	8	1.498	0.182	74.77
11	59		6	Kevin BIRD	Mazda MX-5 Mk1	1:41.225	6	7	1.616	0.118	74.69
12	33*	R	3	Andi ISTRATE	Mazda MX-5 Mk1	1:41.747	3	8	2.138	0.522	74.30
13	2		7	Matthew MCLUCKIE	Mazda MX-5 MK1	1:42.174	2	8	2.565	0.427	73.99
14	75*	M	4	Nick LE DOYEN	Mazda MX-5 MK1	1:42.317	5	8	2.708	0.143	73.89
15	63*		8	Thomas GREENWOOD	Mazda MX-5 Mk1	1:42.487	1	8	2.878	0.170	73.77
16	848		9	Matthew CROZIER	Mazda MX-5 Mk1	1:42.670	1	1	3.061	0.183	73.64
17	79*	R	4	Harrison LEACH	Mazda MX-5 MK1	1:42.842	3	8	3.233	0.172	73.51
18	73*		10	Adam LAWRENCE	Mazda MX-5 Mk1	1:43.551	4	8	3.942	0.709	73.01
19	3*	M (R)	1	Chris WINSTANLEY	Mazda MX-5 MK1	1:44.676	7	8	5.067	1.125	72.22
20	34	R	5	Joshua PEYTO	Mazda MX-5 MK1	1:44.765	6	8	5.156	0.089	72.16
21	991	M	5	Simon PRIVETT	Mazda MX-5 Mk1	1:44.814	6	7	5.205	0.049	72.13
22	117*		11	Robert MACGREGOR	Mazda MX-5 MK1	1:45.052	5	7	5.443	0.238	71.97
23	10	M (R)	2	Andrew MACGREGOR	Mazda MX-5 MK1	1:45.907	3	7	6.298	0.855	71.38
24	66	M	6	David SCOULLER	Mazda MX-5 Mk1	1:46.074	6	7	6.465	0.167	71.27
25	5	R	6	Jack MAINPRIZE	Mazda MX-5 MK1	1:46.853	5	5	7.244	0.779	70.75
26	178	M (R)	3	Andrew GILLIGAN	Mazda MX-5 Mk1	1:47.563	5	8	7.954	0.710	70.29
27	60*	M (R)	4	Stephen DAVIS	Mazda MX-5 Mk1	1:56.638	7	7	17.029	9.075	64.82
DQ	57	R		Ryan BARLEY	Mazda MX-5 Mk1						

No. 57 - disqualified for technical non-compliance CR5.14 (underweight)
No. 60 & 73 - no working transponder, please rectify before your next session Ch.12 App.6, Art.2.2
No. 6 - transponder battery low, please charge before your next session

No. 3, 8, 23, 42, 117, 500 - 1 Lap time disallowed; exceeding track limits.
No. 33, 75, 79 - 2 Lap times disallowed; exceeding track limits.
No. 1, 6, 28, 52 - 3 Lap times disallowed; exceeding track limits.
No. 63 - 5 Lap times disallowed; exceeding track limits.

Weather / Track : Cloudy / Dry
These results are provisional until the conclusion of any judicial and technical matters.

Date: 06/09/2025 Start: 09:30 Finish: 09:45
Croft: 2.1001 miles

Clerk Of Course: Adam Peers

Timekeeper: Stewart Burr

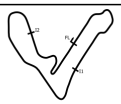

Results can be found at www.tsl-timing.com

Printed - 11:42 Saturday, 06 September 2025

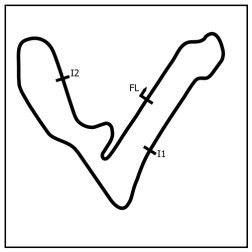

Clapham North Mazda MX-5 Clubman Championship

QUALIFYING - RACE 2 - SECTOR ANALYSIS

SECTOR 1 = FL to I1, SECTOR 2 = I1 to I2, SECTOR 3 = I2 to FL, DIFF = Difference To Personal Best Lap, P = Crossed Finish Line in Pit Lane, D = Time Disallowed

P1 28 Jake PAICE — Mazda MX-5 Mk1

IDEAL LAP TIME : 1:39.526 BEST LAP TIME : 1:39.609 DIFFERENCE : 0.083

LAP	SECTOR 1		SECTOR 2		SECTOR 3		LAP TIME		MPH	DIFF	TIME OF DAY
1 -	31.635	97.8	41.327	86.0	28.392	***79.4***	~~1:41.354~~	**D**	74.59	1.745	09:33:34.510
2 -	31.057	99.1	40.870	86.1	28.253	79.2	1:40.180	**(2)**	75.47	0.571	09:35:14.690
3 -	30.967	99.2	41.157	85.1	30.408	79.1	1:42.532		73.73	2.923	09:36:57.222
4 -	32.650	83.7	41.997	83.4	IN PIT		1:39.961	**P**	75.63	0.352	09:38:37.183
5 -	OUTLAP	***100.3***	41.310	***86.8***	29.170	***79.4***	~~2:05.482~~	**D**	60.25	25.873	09:40:42.665
6 -	30.799	98.9	41.169	84.8	28.126	***79.4***	~~1:40.094~~	**D**	75.53	0.485	09:42:22.759
7 -	***30.730***	99.2	40.869	86.3	***28.010***	79.0	***1:39.609***	**(1)**	***75.90***		***09:44:02.368***
8 -	30.841	98.9	***40.786***	85.9	28.877	78.8	1:40.504	**(3)**	75.22	0.895	09:45:42.872

P2 500 Jordan PIMLEY — Mazda MX-5 Mk1

IDEAL LAP TIME : 1:39.652 BEST LAP TIME : 1:39.681 DIFFERENCE : 0.029

LAP	SECTOR 1		SECTOR 2		SECTOR 3		LAP TIME		MPH	DIFF	TIME OF DAY
1 -	31.394	98.9	41.474	85.1	28.709	80.1	1:41.577		74.43	1.896	09:33:50.519
2 -	31.430	***101.5***	41.153	86.1	28.440	79.7	1:41.023		74.84	1.342	09:35:31.542
3 -	30.986	100.3	41.140	85.8	28.396	79.9	1:40.522	**(3)**	75.21	0.841	09:37:12.064
4 -	31.057	99.2	41.823	85.1	28.074	79.9	1:40.954		74.89	1.273	09:38:53.018
5 -	31.299	98.2	41.202	84.3	28.110	79.8	~~1:40.611~~	**D**	75.14	0.930	09:40:33.629
6 -	30.970	99.5	***41.007***	84.4	28.075	80.3	1:40.052	**(2)**	75.56	0.371	09:42:13.681
7 -	30.880	100.9	41.713	***86.3***	28.252	***80.4***	1:40.845		74.97	1.164	09:43:54.526
8 -	***30.808***	100.1	41.036	85.3	***27.837***	79.7	***1:39.681***	**(1)**	***75.84***		***09:45:34.207***

P3 52 R Paul SIMARD — Mazda MX-5 Mk1

IDEAL LAP TIME : 1:39.322 BEST LAP TIME : 1:39.927 DIFFERENCE : 0.605

LAP	SECTOR 1		SECTOR 2		SECTOR 3		LAP TIME		MPH	DIFF	TIME OF DAY
1 -	30.989	***100.0***	41.109	85.8	28.127	77.9	1:40.225	**(2)**	75.43	0.298	09:33:57.836
2 -	32.318	91.4	41.256	85.3	28.382	79.4	1:41.956		74.15	2.029	09:35:39.792
3 -	30.910	98.9	***40.849***	85.5	28.829	76.0	1:40.588	**(3)**	75.16	0.661	09:37:20.380
4 -	31.031	99.1	40.878	***86.7***	28.018	79.2	***1:39.927***	**(1)**	***75.66***		***09:39:00.307***
5 -	30.876	98.8	41.434	85.4	27.754	78.8	~~1:40.064~~	**D**	75.55	0.137	09:40:40.371
6 -	31.008	97.9	40.913	86.0	***27.739***	79.4	~~1:39.660~~	**D**	75.86		09:42:20.031
7 -	30.777	98.8	41.078	86.0	27.759	***79.9***	~~1:39.614~~	**D**	75.89		09:43:59.645
8 -	***30.734***	***100.0***	41.863	84.3	28.640	79.0	1:41.237		74.68	1.310	09:45:40.882

P4 8 Harry DEANE — Mazda MX-5 MK1

IDEAL LAP TIME : 1:39.952 BEST LAP TIME : 1:40.121 DIFFERENCE : 0.169

LAP	SECTOR 1		SECTOR 2		SECTOR 3		LAP TIME		MPH	DIFF	TIME OF DAY
1 -	31.353	97.5	41.678	86.1	28.277	***79.9***	1:41.308		74.63	1.187	09:33:58.350
2 -	31.018	97.8	41.180	85.5	***27.923***	78.8	***1:40.121***	**(1)**	***75.51***		***09:35:38.471***
3 -	31.097	98.3	41.348	85.2	28.156	78.6	~~1:40.601~~	**D**	75.15	0.480	09:37:19.072
4 -	31.138	***98.5***	***41.044***	***86.4***	28.480	79.0	1:40.662	**(3)**	75.10	0.541	09:38:59.734
5 -	31.030	97.1	42.237	85.4	29.169	73.1	1:42.436		73.80	2.315	09:40:42.170
6 -	34.455	97.8	42.352	84.3	28.348	79.2	1:45.155		71.89	5.034	09:42:27.325
7 -	31.163	97.9	43.089	81.5	28.648	78.7	1:42.900		73.47	2.779	09:44:10.225
8 -	***30.985***	97.8	41.236	85.0	28.074	78.3	1:40.295	**(2)**	75.38	0.174	09:45:50.520

P5 22 Matt FLOWERS — Mazda MX-5 Mk1

IDEAL LAP TIME : 1:40.445 BEST LAP TIME : 1:40.445 DIFFERENCE : 0.000

LAP	SECTOR 1		SECTOR 2		SECTOR 3		LAP TIME		MPH	DIFF	TIME OF DAY
1 -	31.618	97.9	41.724	85.3	28.774	78.8	1:42.116		74.03	1.671	09:33:36.191
2 -	31.331	97.6	41.689	85.1	28.560	78.8	1:41.580		74.43	1.135	09:35:17.771
3 -	31.172	97.9	41.559	85.5	28.597	***79.8***	1:41.328	**(2)**	74.61	0.883	09:36:59.099
4 -	31.500	97.6	41.811	86.1	29.058	78.6	1:42.369		73.85	1.924	09:38:41.468
5 -	31.084	97.8	41.227	***86.2***	29.100	79.2	1:41.411	**(3)**	74.55	0.966	09:40:22.879
6 -	***30.914***	***99.7***	***41.125***	85.3	***28.406***	78.7	***1:40.445***	**(1)**	***75.27***		***09:42:03.324***
7 -	31.025	98.2	43.054	56.2	32.497	79.2	1:46.576		70.94	6.131	09:43:49.900
8 -	31.330	97.2	45.526	76.4	29.342	75.6	1:46.198		71.19	5.753	09:45:36.098

Weather / Track : Cloudy / Dry

Croft: 2.1001 miles
Date: 06/09/2025 Start: 09:30 Finish: 09:45

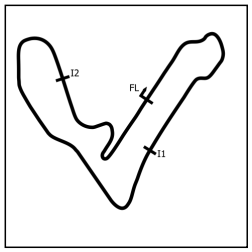

Clapham North Mazda MX-5 Clubman Championship

QUALIFYING - RACE 2 - SECTOR ANALYSIS

SECTOR 1 = FL to I1, SECTOR 2 = I1 to I2, SECTOR 3 = I2 to FL, DIFF = Difference To Personal Best Lap, P = Crossed Finish Line in Pit Lane, D = Time Disallowed

P6 577 M Chris THELWELL — Mazda MX-5 MK1

IDEAL LAP TIME : 1:40.503 BEST LAP TIME : 1:40.732 DIFFERENCE : 0.229

LAP	SECTOR 1		SECTOR 2		SECTOR 3		LAP TIME		MPH	DIFF	TIME OF DAY
1 -	31.978	96.1	42.348	82.5	28.592	79.6	1:42.918		73.46	2.186	09:33:49.687
2 -	31.615	97.9	41.734	82.1	28.858	***80.0***	1:42.207	**(3)**	73.97	1.475	09:35:31.894
3 -	***31.261***	***99.8***	***41.250***	***85.1***	28.221	79.6	***1:40.732***	**(1)**	***75.05***		***09:37:12.626***
4 -	31.778	98.2	43.102	78.6	IN PIT		1:41.676	**P**	74.35	0.944	09:38:54.302
5 -	OUTLAP	95.0	42.357	83.9	28.780	79.2	3:05.813		40.68	1:25.081	09:42:00.115
6 -	31.507	98.2	41.773	83.4	***27.992***	78.5	1:41.272	**(2)**	74.65	0.540	09:43:41.387
7 -	31.409	98.1	42.226	81.5	30.296	59.0	1:43.931		72.74	3.199	09:45:25.318

P7 23 M Martin TOLLEY — Mazda MX-5 Mk1

IDEAL LAP TIME : 1:40.538 BEST LAP TIME : 1:40.736 DIFFERENCE : 0.198

LAP	SECTOR 1		SECTOR 2		SECTOR 3		LAP TIME		MPH	DIFF	TIME OF DAY
1 -	31.759	96.0	41.566	85.5	28.637	79.5	1:41.962		74.15	1.226	09:33:32.410
2 -	31.279	97.1	***41.022***	***86.2***	***28.435***	79.9	***1:40.736***	**(1)**	***75.05***		***09:35:13.146***
3 -	31.627	97.6	41.233	***86.2***	29.056	79.6	1:41.916		74.18	1.180	09:36:55.062
4 -	31.264	98.3	41.282	86.1	28.673	79.3	1:41.219	**(3)**	74.69	0.483	09:38:36.281
5 -	31.089	98.6	42.107	83.1	28.549	78.5	1:41.745		74.30	1.009	09:40:18.026
6 -	***31.081***	***99.5***	41.237	85.9	28.582	***80.3***	1:40.900	**(2)**	74.93	0.164	09:41:58.926
7 -	31.129	97.6	41.032	84.5	28.463	79.3	~~1:40.624~~	**D**	75.13		09:43:39.550
8 -	31.285	96.8	49.632	79.2	29.162	76.1	1:50.079		68.68	9.343	09:45:29.629

P8 6 Jack WARRY — Mazda MX-5 MK1

IDEAL LAP TIME : 1:39.939 BEST LAP TIME : 1:40.785 DIFFERENCE : 0.846

LAP	SECTOR 1		SECTOR 2		SECTOR 3		LAP TIME		MPH	DIFF	TIME OF DAY
1 -	31.777	97.3	41.513	85.7	28.348	79.0	1:41.638	**(3)**	74.38	0.853	09:33:33.085
2 -	31.442	97.9	41.669	76.0	28.979	80.7	~~1:42.090~~	**D**	74.05	1.305	09:35:15.175
3 -	31.020	98.9	41.316	85.1	28.833	79.7	1:41.169	**(2)**	74.73	0.384	09:36:56.344
4 -	32.398	87.3	44.982	85.7	28.529	80.0	~~1:45.909~~	**D**	71.38	5.124	09:38:42.253
5 -	***30.852***	99.1	***41.044***	***86.9***	28.889	***81.1***	***1:40.785***	**(1)**	***75.01***		***09:40:23.038***
6 -	31.300	***100.1***	42.130	86.0	28.270	79.8	1:41.700		74.34	0.915	09:42:04.738
7 -	30.951	98.6	41.166	84.4	***28.043***	79.9	~~1:40.160~~	**D**	75.48		09:43:44.898
8 -	31.186	98.2	43.955	78.3	28.853	74.3	1:43.994		72.70	3.209	09:45:28.892

P9 1 M Jonathan GREENSMITH — Mazda MX-5 Mk1

IDEAL LAP TIME : 1:40.615 BEST LAP TIME : 1:40.925 DIFFERENCE : 0.310

LAP	SECTOR 1		SECTOR 2		SECTOR 3		LAP TIME		MPH	DIFF	TIME OF DAY
1 -	32.158	95.7	41.942	84.4	28.807	79.3	1:42.907		73.47	1.982	09:34:13.945
2 -	31.375	***98.5***	41.855	84.3	28.585	79.4	1:41.815	**(3)**	74.25	0.890	09:35:55.760
3 -	31.251	97.6	42.052	83.6	28.640	79.5	1:41.943		74.16	1.018	09:37:37.703
4 -	31.615	96.9	41.451	84.6	28.323	79.4	1:41.389	**(2)**	74.57	0.464	09:39:19.092
5 -	31.436	97.2	41.358	***85.7***	28.481	79.4	~~1:41.275~~	**D**	74.65	0.350	09:41:00.367
6 -	31.306	97.6	***41.273***	85.5	28.449	79.3	~~1:41.028~~	**D**	74.83	0.103	09:42:41.395
7 -	***31.106***	97.8	41.583	85.2	***28.236***	79.1	***1:40.925***	**(1)**	***74.91***		***09:44:22.320***
8 -	31.239	98.1	41.343	85.2	28.551	***80.0***	~~1:41.133~~	**D**	74.75	0.208	09:46:03.453

P10 42 R Ben HOY — Mazda MX-5 Mk1

IDEAL LAP TIME : 1:40.877 BEST LAP TIME : 1:41.107 DIFFERENCE : 0.230

LAP	SECTOR 1		SECTOR 2		SECTOR 3		LAP TIME		MPH	DIFF	TIME OF DAY
1 -	32.350	96.8	42.479	84.7	28.527	***78.1***	1:43.356		73.15	2.249	09:33:48.292
2 -	31.338	96.8	41.689	84.6	28.994	77.5	~~1:42.021~~	**D**	74.10	0.914	09:35:30.313
3 -	31.364	97.3	41.699	85.8	28.667	77.5	1:41.730		74.32	0.623	09:37:12.043
4 -	31.384	***100.0***	41.814	86.0	29.257	76.4	1:42.455		73.79	1.348	09:38:54.498
5 -	31.348	97.8	***41.372***	***86.3***	28.418	78.0	1:41.138	**(2)**	74.75	0.031	09:40:35.636
6 -	31.238	97.6	41.504	85.3	***28.365***	77.9	***1:41.107***	**(1)**	***74.77***		***09:42:16.743***
7 -	***31.140***	97.6	41.881	85.3	28.588	77.9	1:41.609	**(3)**	74.40	0.502	09:43:58.352
8 -	31.201	98.5	42.543	83.1	31.636	77.3	1:45.380		71.74	4.273	09:45:43.732

Weather / Track : Cloudy / Dry

Croft: 2.1001 miles
Date: 06/09/2025 Start: 09:30 Finish: 09:45

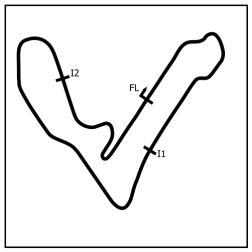

Clapham North Mazda MX-5 Clubman Championship

QUALIFYING - RACE 2 - SECTOR ANALYSIS

SECTOR 1 = FL to I1, SECTOR 2 = I1 to I2, SECTOR 3 = I2 to FL, DIFF = Difference To Personal Best Lap, P = Crossed Finish Line in Pit Lane, D = Time Disallowed

P11 59 Kevin BIRD — Mazda MX-5 Mk1

IDEAL LAP TIME : 1:41.225 BEST LAP TIME : 1:41.225 DIFFERENCE : 0.000

LAP	SECTOR 1		SECTOR 2		SECTOR 3		LAP TIME		MPH	DIFF	TIME OF DAY
1 -	32.512	97.8	43.161	83.9	29.134	78.6	1:44.807		72.13	3.582	09:34:18.010
2 -	32.452	96.0	42.144	84.3	28.686	78.1	1:43.282		73.20	2.057	09:36:01.292
3 -	31.954	97.2	41.713	***84.8***	28.339	***78.9***	1:42.006	**(3)**	74.11	0.781	09:37:43.298
4 -	31.735	97.6	42.211	84.6	28.560	78.5	1:42.506		73.75	1.281	09:39:25.804
5 -	31.468	97.8	41.684	84.7	28.551	78.5	1:41.703	**(2)**	74.34	0.478	09:41:07.507
6 -	***31.391***	***98.6***	***41.634***	84.7	***28.200***	78.7	***1:41.225***	**(1)**	***74.69***		***09:42:48.732***
7 -	31.449	97.2	45.732	78.5	IN PIT		1:44.643	**P**	72.25	3.418	09:44:33.375

P12 33 R Andi ISTRATE — Mazda MX-5 Mk1

IDEAL LAP TIME : 1:41.406 BEST LAP TIME : 1:41.747 DIFFERENCE : 0.341

LAP	SECTOR 1		SECTOR 2		SECTOR 3		LAP TIME		MPH	DIFF	TIME OF DAY
1 -	31.981	***95.7***	***41.396***	***84.9***	29.024	76.3	~~1:42.401~~	**D**	73.83	0.654	09:33:38.321
2 -	32.087	95.3	41.481	83.1	28.639	77.4	1:42.207	**(2)**	73.97	0.460	09:35:20.528
3 -	***31.573***	95.4	41.499	83.3	28.675	76.9	***1:41.747***	**(1)**	***74.30***		***09:37:02.275***
4 -	32.954	92.3	41.969	83.0	28.873	76.1	1:43.796		72.84	2.049	09:38:46.071
5 -	31.772	94.6	41.900	78.0	30.756	76.6	1:44.428		72.40	2.681	09:40:30.499
6 -	31.776	95.0	41.758	83.5	***28.437***	77.3	~~1:41.971~~	**D**	74.14	0.224	09:42:12.470
7 -	33.021	95.4	41.650	83.2	28.808	***77.5***	1:43.479		73.06	1.732	09:43:55.949
8 -	31.830	95.0	41.677	84.2	29.580	76.2	1:43.087	**(3)**	73.34	1.340	09:45:39.036

P13 2 Matthew MCLUCKIE — Mazda MX-5 MK1

IDEAL LAP TIME : 1:41.679 BEST LAP TIME : 1:42.174 DIFFERENCE : 0.495

LAP	SECTOR 1		SECTOR 2		SECTOR 3		LAP TIME		MPH	DIFF	TIME OF DAY
1 -	31.753	95.8	41.961	***84.9***	32.615	***78.1***	1:46.329		71.10	4.155	09:34:55.391
2 -	31.611	95.4	42.058	84.8	***28.505***	77.3	***1:42.174***	**(1)**	***73.99***		***09:36:37.565***
3 -	31.834	95.3	***41.732***	83.8	28.779	76.7	1:42.345		73.87	0.171	09:38:19.910
4 -	31.759	95.1	41.827	84.5	28.691	76.4	1:42.277		73.92	0.103	09:40:02.187
5 -	31.453	95.5	41.977	83.7	28.744	77.1	***1:42.174***	**(1)**	***73.99***		***09:41:44.361***
6 -	31.681	95.1	42.014	83.9	28.636	78.0	1:42.331		73.88	0.157	09:43:26.692
7 -	***31.442***	***97.6***	42.163	82.6	28.667	77.1	1:42.272	**(3)**	73.92	0.098	09:45:08.964
8 -	31.707	95.1	46.008	74.8	32.705	71.3	1:50.420		68.47	8.246	09:46:59.384

P14 75 M Nick LE DOYEN — Mazda MX-5 MK1

IDEAL LAP TIME : 1:42.090 BEST LAP TIME : 1:42.317 DIFFERENCE : 0.227

LAP	SECTOR 1		SECTOR 2		SECTOR 3		LAP TIME		MPH	DIFF	TIME OF DAY
1 -	32.127	96.1	41.760	84.4	29.563	79.4	1:43.450		73.08	1.133	09:33:38.517
2 -	32.460	97.3	41.840	83.9	28.931	78.6	1:43.231	**(3)**	73.23	0.914	09:35:21.748
3 -	31.986	96.1	41.791	84.8	***28.802***	78.5	1:42.579	**(2)**	73.70	0.262	09:37:04.327
4 -	***31.713***	97.5	41.785	84.3	29.050	78.8	~~1:42.548~~	**D**	73.72	0.231	09:38:46.875
5 -	31.776	96.8	***41.575***	***85.1***	28.966	78.4	***1:42.317***	**(1)**	***73.89***		***09:40:29.192***
6 -	31.920	96.2	41.852	84.5	28.967	78.5	~~1:42.739~~	**D**	73.59	0.422	09:42:11.931
7 -	31.745	***97.9***	42.338	84.3	29.451	***80.1***	1:43.534		73.02	1.217	09:43:55.465
8 -	31.972	97.3	41.750	85.0	30.114	78.7	1:43.836		72.81	1.519	09:45:39.301

P15 63 Thomas GREENWOOD — Mazda MX-5 Mk1

IDEAL LAP TIME : 1:40.637 BEST LAP TIME : 1:42.487 DIFFERENCE : 1.850

LAP	SECTOR 1		SECTOR 2		SECTOR 3		LAP TIME		MPH	DIFF	TIME OF DAY
1 -	31.536	96.9	41.736	84.9	29.215	79.0	***1:42.487***	**(1)**	***73.77***		***09:34:50.833***
2 -	33.671	95.4	41.798	84.9	29.095	78.8	1:44.564	**(3)**	72.30	2.077	09:36:35.397
3 -	31.488	97.5	41.680	84.9	28.956	78.3	~~1:42.124~~	**D**	74.03		09:38:17.521
4 -	31.641	97.1	41.436	83.4	28.852	78.5	~~1:41.929~~	**D**	74.17		09:39:59.450
5 -	31.360	97.6	41.392	84.5	28.786	78.7	~~1:41.538~~	**D**	74.46		09:41:40.988
6 -	***31.117***	***98.8***	41.596	85.0	***28.354***	***79.1***	~~1:41.067~~	**D**	74.80		09:43:22.055
7 -	31.236	97.8	42.814	81.9	28.839	79.0	1:42.889	**(2)**	73.48	0.402	09:45:04.944
8 -	31.442	98.1	***41.166***	***85.3***	28.406	78.9	~~1:41.014~~	**D**	74.84		09:46:45.958

Weather / Track : Cloudy / Dry

Croft: 2.1001 miles
Date: 06/09/2025 Start: 09:30 Finish: 09:45

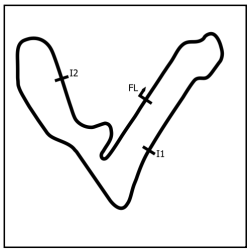

Clapham North Mazda MX-5 Clubman Championship

QUALIFYING - RACE 2 - SECTOR ANALYSIS

SECTOR 1 = FL to I1, SECTOR 2 = I1 to I2, SECTOR 3 = I2 to FL, DIFF = Difference To Personal Best Lap, P = Crossed Finish Line in Pit Lane, D = Time Disallowed

P16 848 Matthew CROZIER — Mazda MX-5 Mk1

IDEAL LAP TIME : 1:42.670 BEST LAP TIME : 1:42.670 DIFFERENCE : 0.000

LAP	SECTOR 1		SECTOR 2		SECTOR 3		LAP TIME		MPH	DIFF	TIME OF DAY
1 -	***31.700***	***97.5***	***42.011***	***83.9***	***28.959***	78.4	***1:42.670***	**(1)**	***73.64***		***09:34:01.304***

P17 79 R Harrison LEACH — Mazda MX-5 MK1

IDEAL LAP TIME : 1:42.374 BEST LAP TIME : 1:42.842 DIFFERENCE : 0.468

LAP	SECTOR 1		SECTOR 2		SECTOR 3		LAP TIME		MPH	DIFF	TIME OF DAY
1 -	32.456	91.6	43.830	81.6	28.898	76.0	1:45.184		71.87	2.342	09:33:49.445
2 -	32.409	***94.6***	***42.043***	***82.9***	28.997	75.8	1:43.449	**(2)**	73.08	0.607	09:35:32.894
3 -	***31.866***	93.2	42.349	82.2	28.627	75.2	***1:42.842***	**(1)**	***73.51***		***09:37:15.736***
4 -	32.081	92.6	42.276	82.7	29.380	75.4	~~1:43.737~~	**D**	72.88	0.895	09:38:59.473
5 -	32.464	93.9	42.728	82.7	28.769	***76.3***	1:43.961	**(3)**	72.72	1.119	09:40:43.434
6 -	32.631	92.6	42.363	81.3	***28.465***	75.3	~~1:43.459~~	**D**	73.07	0.617	09:42:26.893
7 -	33.068	92.0	44.309	80.1	28.961	75.4	1:46.338		71.09	3.496	09:44:13.231
8 -	31.926	92.1	43.934	77.0	28.839	74.7	1:44.699		72.21	1.857	09:45:57.930

P18 73 Adam LAWRENCE — Mazda MX-5 Mk1

IDEAL LAP TIME : BEST LAP TIME : 1:43.551 DIFFERENCE :

LAP	SECTOR 1		SECTOR 2		SECTOR 3		LAP TIME		MPH	DIFF	TIME OF DAY
1 -							1:46.847		70.76	3.296	09:33:51.919
2 -							1:44.038		72.67	0.487	09:35:35.957
3 -							1:44.799		72.14	1.248	09:37:20.756
4 -							***1:43.551***	**(1)**	***73.01***		***09:39:04.307***
5 -							1:44.837		72.11	1.286	09:40:49.144
6 -							1:44.009		72.69	0.458	09:42:33.153
7 -							1:43.772	**(3)**	72.85	0.221	09:44:16.925
8 -							1:43.703	**(2)**	72.90	0.152	09:46:00.628

P19 3 M (R) Chris WINSTANLEY — Mazda MX-5 MK1

IDEAL LAP TIME : 1:43.854 BEST LAP TIME : 1:44.676 DIFFERENCE : 0.822

LAP	SECTOR 1		SECTOR 2		SECTOR 3		LAP TIME		MPH	DIFF	TIME OF DAY
1 -	33.739	91.6	43.714	82.7	30.219	73.9	1:47.672		70.21	2.996	09:34:10.917
2 -	32.890	94.5	43.334	79.5	29.918	76.7	1:46.142	**(3)**	71.23	1.466	09:35:57.059
3 -	32.370	95.0	***42.701***	82.4	29.954	77.2	1:45.025	**(2)**	71.98	0.349	09:37:42.084
4 -	33.072	92.9	44.810	83.1	30.356	77.4	1:48.238		69.85	3.562	09:39:30.322
5 -	34.092	83.0	44.211	83.3	29.631	***77.5***	1:47.934		70.04	3.258	09:41:18.256
6 -	32.994	94.7	44.099	***83.4***	29.458	75.6	1:46.551		70.95	1.875	09:43:04.807
7 -	32.281	***95.8***	43.347	79.8	***29.048***	77.2	***1:44.676***	**(1)**	***72.22***		***09:44:49.483***
8 -	***32.105***	94.3	45.284	79.1	29.756	76.9	~~1:47.145~~	**D**	70.56	2.469	09:46:36.628

P20 34 R Joshua PEYTO — Mazda MX-5 MK1

IDEAL LAP TIME : 1:44.242 BEST LAP TIME : 1:44.765 DIFFERENCE : 0.523

LAP	SECTOR 1		SECTOR 2		SECTOR 3		LAP TIME		MPH	DIFF	TIME OF DAY
1 -	32.533	93.4	45.019	81.3	30.404	76.0	1:47.956		70.03	3.191	09:34:20.682
2 -	32.537	94.1	43.549	82.1	29.804	76.1	1:45.890	**(3)**	71.40	1.125	09:36:06.572
3 -	32.635	93.0	43.879	77.2	29.962	75.4	1:46.476		71.00	1.711	09:37:53.048
4 -	32.689	92.6	43.572	81.2	29.892	76.3	1:46.153		71.22	1.388	09:39:39.201
5 -	33.513	90.1	43.615	81.8	29.642	***76.4***	1:46.770		70.81	2.005	09:41:25.971
6 -	32.321	93.3	***42.828***	***82.7***	29.616	75.4	***1:44.765***	**(1)**	***72.16***		***09:43:10.736***
7 -	32.151	***94.3***	45.742	77.6	31.221	76.0	1:49.114		69.29	4.349	09:44:59.850
8 -	***32.135***	***94.3***	43.535	80.1	***29.279***	75.5	1:44.949	**(2)**	72.04	0.184	09:46:44.799

Weather / Track : Cloudy / Dry

Croft: 2.1001 miles
Date: 06/09/2025 Start: 09:30 Finish: 09:45

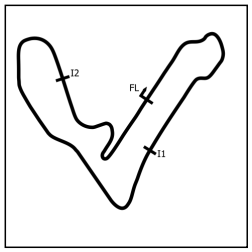

Clapham North Mazda MX-5 Clubman Championship

QUALIFYING - RACE 2 - SECTOR ANALYSIS

SECTOR 1 = FL to I1, SECTOR 2 = I1 to I2, SECTOR 3 = I2 to FL, DIFF = Difference To Personal Best Lap, P = Crossed Finish Line in Pit Lane, D = Time Disallowed

P21 991 M Simon PRIVETT — Mazda MX-5 Mk1

IDEAL LAP TIME : 1:44.814 BEST LAP TIME : 1:44.814 DIFFERENCE : 0.000

LAP	SECTOR 1		SECTOR 2		SECTOR 3		LAP TIME	MPH	DIFF	TIME OF DAY
1 -	36.103	89.7	47.934	76.7	35.236	75.9	1:59.273	63.38	14.459	09:34:51.917
2 -	35.446	90.9	45.701	80.3	30.878	76.9	1:52.025	67.49	7.211	09:36:43.942
3 -	33.678	93.9	44.491	***81.9***	30.112	77.4	1:48.281	69.82	3.467	09:38:32.223
4 -	33.418	93.2	44.737	78.9	29.765	77.6	1:47.920	70.05	3.106	09:40:20.143
5 -	32.791	93.5	45.232	***81.9***	29.773	77.2	1:47.796 **(3)**	70.13	2.982	09:42:07.939
6 -	***32.478***	***94.5***	***42.928***	81.1	***29.408***	***77.7***	***1:44.814*** **(1)**	***72.13***		***09:43:52.753***
7 -	32.827	93.3	43.286	80.0	30.018	75.3	1:46.131 **(2)**	71.23	1.317	09:45:38.884

P22 117 Robert MACGREGOR — Mazda MX-5 MK1

IDEAL LAP TIME : 1:44.485 BEST LAP TIME : 1:45.052 DIFFERENCE : 0.567

LAP	SECTOR 1		SECTOR 2		SECTOR 3		LAP TIME	MPH	DIFF	TIME OF DAY
1 -	33.600	90.4	43.640	81.6	29.699	76.0	1:46.939	70.70	1.887	09:34:27.897
2 -	53.550	86.2	44.266	78.8	31.045	74.1	2:08.861	58.67	23.809	09:36:36.758
3 -	36.877	85.1	44.404	81.3	30.342	76.3	1:51.623	67.73	6.571	09:38:28.381
4 -	32.930	92.1	43.016	***82.0***	29.195	75.4	1:45.141 **(2)**	71.90	0.089	09:40:13.522
5 -	32.998	92.3	***42.888***	80.2	***29.166***	76.0	***1:45.052*** **(1)**	***71.97***		***09:41:58.574***
6 -	***32.431***	***95.0***	43.075	81.4	29.564	***76.8***	~~1:45.070~~ **D**	71.95	0.018	09:43:43.644
7 -	32.482	94.6	44.778	79.1	29.634	76.0	1:46.894 **(3)**	70.73	1.842	09:45:30.538

P23 10 M (R) Andrew MACGREGOR — Mazda MX-5 MK1

IDEAL LAP TIME : 1:45.450 BEST LAP TIME : 1:45.907 DIFFERENCE : 0.457

LAP	SECTOR 1		SECTOR 2		SECTOR 3		LAP TIME	MPH	DIFF	TIME OF DAY
1 -	33.516	***94.1***	43.836	79.9	30.519	77.3	1:47.871	70.08	1.964	09:34:32.000
2 -	34.112	92.3	43.950	81.4	29.489	78.0	1:47.551	70.29	1.644	09:36:19.551
3 -	32.967	93.9	43.608	81.4	***29.332***	77.6	***1:45.907*** **(1)**	***71.38***		***09:38:05.458***
4 -	***32.664***	93.4	43.728	79.6	30.038	77.5	1:46.430	71.03	0.523	09:39:51.888
5 -	33.201	92.9	***43.454***	80.9	29.733	***78.2***	1:46.388 **(2)**	71.06	0.481	09:41:38.276
6 -	32.965	***94.1***	43.574	***82.5***	29.888	77.8	1:46.427 **(3)**	71.04	0.520	09:43:24.703
7 -	33.226	92.8	44.226	80.6	29.718	77.8	1:47.170	70.54	1.263	09:45:11.873

P24 66 M David SCOULLER — Mazda MX-5 Mk1

IDEAL LAP TIME : 1:45.742 BEST LAP TIME : 1:46.074 DIFFERENCE : 0.332

LAP	SECTOR 1		SECTOR 2		SECTOR 3		LAP TIME	MPH	DIFF	TIME OF DAY
1 -	35.360	88.1	48.106	69.5	34.783	75.6	1:58.249	63.93	12.175	09:34:50.141
2 -	35.671	92.0	46.378	82.1	30.775	76.9	1:52.824	67.01	6.750	09:36:42.965
3 -	33.963	92.5	44.530	82.5	30.154	77.6	1:48.647 **(3)**	69.58	2.573	09:38:31.612
4 -	33.181	93.4	46.603	82.7	***29.643***	***79.0***	1:49.427	69.09	3.353	09:40:21.039
5 -	32.800	94.9	44.888	***84.0***	29.907	78.8	1:47.595 **(2)**	70.26	1.521	09:42:08.634
6 -	32.709	95.3	***43.496***	82.7	29.869	78.0	***1:46.074*** **(1)**	***71.27***		***09:43:54.708***
7 -	***32.603***	***95.5***	44.671	79.6	31.951	78.5	1:49.225	69.22	3.151	09:45:43.933

P25 5 R Jack MAINPRIZE — Mazda MX-5 MK1

IDEAL LAP TIME : 1:45.404 BEST LAP TIME : 1:46.853 DIFFERENCE : 1.449

LAP	SECTOR 1		SECTOR 2		SECTOR 3		LAP TIME	MPH	DIFF	TIME OF DAY
1 -	33.675	91.8	42.992	***82.7***	1:19.806	70.7	2:36.473	48.31	49.620	09:34:59.016
2 -	34.721	89.2	45.262	81.3	***29.979***	76.0	1:49.962	68.75	3.109	09:36:48.978
3 -	33.625	90.3	43.493	82.0	30.033	75.8	1:47.151 **(2)**	70.56	0.298	09:38:36.129
4 -	34.080	91.5	***42.908***	81.6	30.313	76.2	1:47.301 **(3)**	70.46	0.448	09:40:23.430
5 -	32.737	***95.4***	43.562	80.7	30.554	***76.9***	***1:46.853*** **(1)**	***70.75***		***09:42:10.283***

Weather / Track : Cloudy / Dry

Croft: 2.1001 miles
Date: 06/09/2025 Start: 09:30 Finish: 09:45

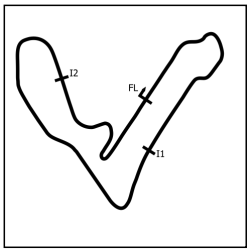

Clapham North Mazda MX-5 Clubman Championship

QUALIFYING - RACE 2 - SECTOR ANALYSIS

SECTOR 1 = FL to I1, SECTOR 2 = I1 to I2, SECTOR 3 = I2 to FL, DIFF = Difference To Personal Best Lap, P = Crossed Finish Line in Pit Lane, D = Time Disallowed

P26 **178** **M (R)** **Andrew GILLIGAN** Mazda MX-5 Mk1

IDEAL LAP TIME : 1:47.107 BEST LAP TIME : 1:47.563 DIFFERENCE : 0.456

LAP	SECTOR 1		SECTOR 2		SECTOR 3		LAP TIME		MPH	DIFF	TIME OF DAY
1 -	33.929	92.0	46.113	80.0	30.753	76.5	1:50.795		68.23	3.232	09:34:03.102
2 -	33.718	92.1	45.729	78.0	30.350	75.5	1:49.797		68.85	2.234	09:35:52.899
3 -	33.553	91.9	45.343	***80.7***	29.830	75.8	1:48.726		69.53	1.163	09:37:41.625
4 -	33.387	92.6	***44.788***	80.0	29.891	76.6	1:48.066	**(3)**	69.96	0.503	09:39:29.691
5 -	33.088	92.9	44.879	79.3	29.596	76.5	***1:47.563***	**(1)**	***70.29***		***09:41:17.254***
6 -	33.760	92.1	45.116	80.4	***29.367***	76.4	1:48.243		69.84	0.680	09:43:05.497
7 -	33.229	***93.4***	47.845	77.1	29.550	***76.9***	1:50.624		68.34	3.061	09:44:56.121
8 -	***32.952***	93.0	44.849	78.4	29.765	75.4	1:47.566	**(2)**	70.28	0.003	09:46:43.687

P27 **60** **M (R)** **Stephen DAVIS** Mazda MX-5 Mk1

IDEAL LAP TIME : BEST LAP TIME : 1:56.638 DIFFERENCE :

LAP	SECTOR 1	SECTOR 2	SECTOR 3	LAP TIME		MPH	DIFF	TIME OF DAY
1 -				2:04.523		60.71	7.885	09:34:55.724
2 -				2:03.201		61.36	6.563	09:36:58.925
3 -				2:03.096		61.42	6.458	09:39:02.021
4 -				2:00.259	**(3)**	62.86	3.621	09:41:02.280
5 -				1:58.428	**(2)**	63.84	1.790	09:43:00.708
6 -				2:00.428		62.78	3.790	09:45:01.136
7 -				***1:56.638***	**(1)**	***64.82***		***09:46:57.774***

Weather / Track : Cloudy / Dry

Croft: 2.1001 miles
Date: 06/09/2025 Start: 09:30 Finish: 09:45

Clapham North Mazda MX-5 Clubman Championship

QUALIFYING - RACE 2 - BEST SECTORS

	SECTOR 1		SECTOR 2		SECTOR 3	
POS	NO	TIME	NO	TIME	NO	TIME
1	28	30.730	28	40.786	52	27.739
2	52	30.734	52	40.849	500	27.837
3	500	30.808	500	41.007	8	27.923
4	6	30.852	23	41.022	577	27.992
5	22	30.914	8	41.044	28	28.010
6	8	30.985	6	41.044	6	28.043
7	23	31.081	22	41.125	59	28.200
8	1	31.106	63	41.166	1	28.236
9	63	31.117	577	41.250	63	28.354
10	42	31.140	1	41.273	42	28.365
11	577	31.261	42	41.372	22	28.406
12	59	31.391	33	41.396	23	28.435
13	2	31.442	75	41.575	33	28.437
14	33	31.573	59	41.634	79	28.465
15	848	31.700	2	41.732	2	28.505
16	75	31.713	848	42.011	75	28.802
17	79	31.866	79	42.043	848	28.959
18	3	32.105	3	42.701	3	29.048
19	34	32.135	34	42.828	117	29.166
20	117	32.431	117	42.888	34	29.279
21	991	32.478	5	42.908	10	29.332
22	5	32.517	991	42.928	178	29.367
23	66	32.603	10	43.454	991	29.408
24	10	32.664	66	43.496	66	29.643
25	178	32.952	178	44.788	5	29.979
26						
27						
28						

IDEAL / BEST COMPARISON

PERFECT LAP 1:39.255

POS	NO	NAME	IDEAL	BEST	DIFF
1	52	SIMARD	1:39.322	1:39.927	0.605
2	28	PAICE	1:39.526	1:39.609	0.083
3	500	PIMLEY	1:39.652	1:39.681	0.029
4	6	WARRY	1:39.939	1:40.785	0.846
5	8	DEANE	1:39.952	1:40.121	0.169
6	22	FLOWERS	1:40.445	1:40.445	0.000
7	577	THELWELL	1:40.503	1:40.732	0.229
8	23	TOLLEY	1:40.538	1:40.736	0.198
9	1	GREENSMITH	1:40.615	1:40.925	0.310
10	63	GREENWOOD	1:40.637	1:42.487	1.850
11	42	HOY	1:40.877	1:41.107	0.230
12	59	BIRD	1:41.225	1:41.225	0.000
13	33	ISTRATE	1:41.406	1:41.747	0.341
14	2	MCLUCKIE	1:41.679	1:42.174	0.495
15	75	LE DOYEN	1:42.090	1:42.317	0.227
16	79	LEACH	1:42.374	1:42.842	0.468
17	848	CROZIER	1:42.670	1:42.670	0.000
18	3	WINSTANLEY	1:43.854	1:44.676	0.822
19	34	PEYTO	1:44.242	1:44.765	0.523
20	117	MACGREGOR	1:44.485	1:45.052	0.567
21	991	PRIVETT	1:44.814	1:44.814	0.000
22	5	MAINPRIZE	1:45.404	1:46.853	1.449
23	10	MACGREGOR	1:45.450	1:45.907	0.457
24	66	SCOULLER	1:45.742	1:46.074	0.332
25	178	GILLIGAN	1:47.107	1:47.563	0.456
26	73	LAWRENCE		1:43.551	
27	60	DAVIS		1:56.638	

Weather / Track : Cloudy / Dry

Croft: 2.1001 miles
Date: 06/09/2025 Start: 09:30 Finish: 09:45

Results can be found at www.tsl-timing.com

Printed - 11:42 Saturday, 06 September 2025

Clapham North Mazda MX-5 Clubman Championship

QUALIFYING - RACE 2 - BEST SPEEDS

	INTERMEDIATE 1			INTERMEDIATE 2			FINISH LINE		
POS	NO	NAME	MPH	NO	NAME	MPH	NO	NAME	MPH
1	500	PIMLEY	101.5	6	WARRY	86.9	6	WARRY	81.1
2	28	PAICE	100.3	28	PAICE	86.8	500	PIMLEY	80.4
3	6	WARRY	100.1	52	SIMARD	86.7	23	TOLLEY	80.3
4	52	SIMARD	100.0	8	DEANE	86.4	75	LE DOYEN	80.1
5	42	HOY	100.0	500	PIMLEY	86.3	577	THELWELL	80.0
6	577	THELWELL	99.8	42	HOY	86.3	1	GREENSMITH	80.0
7	22	FLOWERS	99.7	22	FLOWERS	86.2	52	SIMARD	79.9
8	23	TOLLEY	99.5	23	TOLLEY	86.2	8	DEANE	79.9
9	63	GREENWOOD	98.8	1	GREENSMITH	85.7	22	FLOWERS	79.8
10	59	BIRD	98.6	63	GREENWOOD	85.3	28	PAICE	79.4
11	8	DEANE	98.5	577	THELWELL	85.1	63	GREENWOOD	79.1
12	1	GREENSMITH	98.5	75	LE DOYEN	85.1	66	SCOULLER	79.0
13	75	LE DOYEN	97.9	33	ISTRATE	84.9	59	BIRD	78.9
14	2	MCLUCKIE	97.6	2	MCLUCKIE	84.9	848	CROZIER	78.8
15	848	CROZIER	97.5	59	BIRD	84.8	10	MACGREGOR	78.2
16	3	WINSTANLEY	95.8	66	SCOULLER	84.0	42	HOY	78.1
17	33	ISTRATE	95.7	848	CROZIER	83.9	2	MCLUCKIE	78.1
18	66	SCOULLER	95.5	3	WINSTANLEY	83.4	991	PRIVETT	77.7
19	5	MAINPRIZE	95.4	79	LEACH	82.9	33	ISTRATE	77.5
20	117	MACGREGOR	95.0	34	PEYTO	82.7	3	WINSTANLEY	77.5
21	79	LEACH	94.6	5	MAINPRIZE	82.7	5	MAINPRIZE	76.9
22	991	PRIVETT	94.5	10	MACGREGOR	82.5	178	GILLIGAN	76.9
23	34	PEYTO	94.3	117	MACGREGOR	82.0	117	MACGREGOR	76.8
24	10	MACGREGOR	94.1	991	PRIVETT	81.9	34	PEYTO	76.4
25	178	GILLIGAN	93.4	178	GILLIGAN	80.7	79	LEACH	76.3
26									
27									
28									

Weather / Track : Cloudy / Dry

Croft: 2.1001 miles
Date: 06/09/2025 Start: 09:30 Finish: 09:45

Results can be found at www.tsl-timing.com

Printed - 11:42 Saturday, 06 September 2025

Clapham North Mazda MX-5 Clubman Championship

QUALIFYING - RACE 2 - STATISTICS

Competitors Started	28
Planned Start	2025-09-06 @ 09:30:00.000
Actual Start	2025-09-06 @ 09:30:08.859
Finish Time	2025-09-06 @ 09:45:10.963
Track Length	2.1001mi.
Total Laps	199
Total Distance Covered	417.9343mi.

Session Fastest Lap History

NO	CL	NAME	LAP TIME	TIME OF DAY	LAP	VEHICLE
23	M	**Martin TOLLEY**	**1:41.962**	09:33:32.427	1	Mazda MX-5 Mk1
6		**Jack WARRY**	**1:41.638**	09:33:33.102	1	Mazda MX-5 MK1
500		**Jordan PIMLEY**	**1:41.577**	09:33:50.537	1	Mazda MX-5 Mk1
52	R	**Paul SIMARD**	**1:40.225**	09:33:57.857	1	Mazda MX-5 Mk1
28		**Jake PAICE**	**1:40.180**	09:35:14.711	2	Mazda MX-5 Mk1
8		**Harry DEANE**	**1:40.121**	09:35:38.486	2	Mazda MX-5 MK1
52	R	**Paul SIMARD**	**1:39.927**	09:39:00.328	4	Mazda MX-5 Mk1
28		**Jake PAICE**	**1:39.609**	09:44:02.388	7	Mazda MX-5 Mk1

Flag History

TYPE	TIME OF DAY
GREEN	09:30:08.859
FINISH	09:45:10.963

Flag Statistics

TYPE	COUNT	TOTAL LAPS	TOTAL TIME
Green	1	8	17:41.745
Red	0	0	0.000
Safety Car	0	0	0.000
FCY	0	0	0.000

Weather / Track : Cloudy / Dry

Croft: 2.1001 miles
Date: 06/09/2025 Start: 09:30 Finish: 09:45

Clapham North Mazda MX-5 Clubman Championship

QUALIFYING - RACE 2 - STATISTICS

CLASS : 11 Starters

Fastest Lap History

NO	NAME	LAP TIME	TIME OF DAY	LAP	VEHICLE
6	**Jack WARRY**	**1:41.638**	09:33:33.102	1	Mazda MX-5 MK1
500	**Jordan PIMLEY**	**1:41.577**	09:33:50.537	1	Mazda MX-5 Mk1
8	**Harry DEANE**	**1:41.308**	09:33:58.365	1	Mazda MX-5 MK1
28	**Jake PAICE**	**1:40.180**	09:35:14.711	2	Mazda MX-5 Mk1
8	**Harry DEANE**	**1:40.121**	09:35:38.486	2	Mazda MX-5 MK1
500	**Jordan PIMLEY**	**1:40.052**	09:42:13.700	6	Mazda MX-5 Mk1
28	**Jake PAICE**	**1:39.609**	09:44:02.388	7	Mazda MX-5 Mk1

Weather / Track : Cloudy / Dry

Croft: 2.1001 miles
Date: 06/09/2025 Start: 09:30 Finish: 09:45

Clapham North Mazda MX-5 Clubman Championship

QUALIFYING - RACE 2 - STATISTICS

CLASS : M

6 Starters

Fastest Lap History

NO	NAME	LAP TIME	TIME OF DAY	LAP	VEHICLE
23	**Martin TOLLEY**	**1:41.962**	09:33:32.427	1	Mazda MX-5 Mk1
23	**Martin TOLLEY**	**1:40.736**	09:35:13.162	2	Mazda MX-5 Mk1
577	**Chris THELWELL**	**1:40.732**	09:37:12.650	3	Mazda MX-5 MK1

Weather / Track : Cloudy / Dry

Croft: 2.1001 miles
Date: 06/09/2025 Start: 09:30 Finish: 09:45

Clapham North Mazda MX-5 Clubman Championship

QUALIFYING - RACE 2 - STATISTICS

CLASS : M (R)

4 Starters

Fastest Lap History

NO	NAME	LAP TIME	TIME OF DAY	LAP	VEHICLE
178	**Andrew GILLIGAN**	**1:50.795**	09:34:03.150	1	Mazda MX-5 Mk1
3	**Chris WINSTANLEY**	**1:47.672**	09:34:10.936	1	Mazda MX-5 MK1
3	**Chris WINSTANLEY**	**1:46.142**	09:35:57.078	2	Mazda MX-5 MK1
3	**Chris WINSTANLEY**	**1:45.025**	09:37:42.102	3	Mazda MX-5 MK1
3	**Chris WINSTANLEY**	**1:44.676**	09:44:49.502	7	Mazda MX-5 MK1

Weather / Track : Cloudy / Dry

Croft: 2.1001 miles
Date: 06/09/2025 Start: 09:30 Finish: 09:45

Clapham North Mazda MX-5 Clubman Championship

QUALIFYING - RACE 2 - STATISTICS

CLASS : R

7 Starters

Fastest Lap History

NO	NAME	LAP TIME	TIME OF DAY	LAP	VEHICLE
42	**Ben HOY**	**1:43.356**	09:33:48.308	1	Mazda MX-5 Mk1
52	**Paul SIMARD**	**1:40.225**	09:33:57.857	1	Mazda MX-5 Mk1
52	**Paul SIMARD**	**1:39.927**	09:39:00.328	4	Mazda MX-5 Mk1

Weather / Track : Cloudy / Dry

Croft: 2.1001 miles
Date: 06/09/2025 Start: 09:30 Finish: 09:45

Clapham North Mazda MX-5 Clubman Championship

RACE 2 - GRID (15 minutes) - AMENDED 2

ROW 14			1:56.638	27	60	Stephen DAVIS	*+10 SECOND DELAY* 28 57 Ryan BARLEY
ROW 13	1:46.853	25	5	Jack MAINPRIZE	1:47.563	26 178	Andrew GILLIGAN
ROW 12			1:45.907	23	10	Andrew MACGREGOR	1:46.074 24 66 David SCOULLER
ROW 11	1:44.814	21	991	Simon PRIVETT	1:45.052	22 117	Robert MACGREGOR
ROW 10			1:40.925	19	1	Jonathan GREENSMITH	1:44.765 20 34 Joshua PEYTO
ROW 9	1:43.551	17	73	Adam LAWRENCE	1:44.676	18 3	Chris WINSTANLEY
ROW 8			1:42.670	15	848	Matthew CROZIER	1:42.842 16 79 Harrison LEACH
ROW 7	1:42.317	13	75	Nick LE DOYEN	1:42.487	14 63	Thomas GREENWOOD
ROW 6			1:41.747	11	33	Andi ISTRATE	1:42.174 12 2 Matthew MCLUCKIE
ROW 5	1:41.107	9	42	Ben HOY	1:41.225	10 59	Kevin BIRD
ROW 4			1:40.736	7	23	Martin TOLLEY	1:40.785 8 6 Jack WARRY
ROW 3	1:40.445	5	22	Matt FLOWERS	1:40.732	6 577	Chris THELWELL
ROW 2			1:39.927	3	52	Paul SIMARD	1:40.121 4 8 Harry DEANE
ROW 1	1:39.609	1	28	Jake PAICE	1:39.681	2 500	Jordan PIMLEY
				Pole			

No. 1 - 10 place grid penalty carried over from Cadwell
No. 57 - permitted to start from the back of the grid with 10 second delay Ch.12 App.6 Art.5.5

These results are provisional until the conclusion of any judicial and technical matters.

Croft: 2.1001 miles

Clerk Of Course: Adam Peers	Timekeeper: Stewart Burr	

Results can be found at www.tsl-timing.com

Printed - 13:11 Saturday, 06 September 2025

Clapham North Mazda MX-5 Clubman Championship

RACE 2 - CLASSIFICATION

Race Distance: 9 Laps / 18.90 miles

POS	NO	CL	PIC	NAME	ENTRY	LAPS	TIME	GAP	DIFF	MPH	BEST	ON	GRD	↑↓
1	8		1	Harry DEANE	Mazda MX-5 MK1	9	15:13.887			74.45	1:40.417	2	4	3
2	52	R	1	Paul SIMARD	Mazda MX-5 Mk1	9	15:14.706	0.819	0.819	74.39	1:40.099	7	3	1
3	6		2	Jack WARRY	Mazda MX-5 MK1	9	15:14.939	1.052	0.233	74.37	1:40.321	8	8	5
4	28		3	Jake PAICE	Mazda MX-5 Mk1	9	15:17.610	3.723	2.671	74.15	1:40.022	6	1	-3
5	23	M	1	Martin TOLLEY	Mazda MX-5 Mk1	9	15:19.161	5.274	1.551	74.03	1:40.595	6	7	2
6	1	M	2	Jonathan GREENSMITH	Mazda MX-5 Mk1	9	15:24.644	10.757	5.483	73.59	1:40.857	4	19	13
7	59		4	Kevin BIRD	Mazda MX-5 Mk1	9	15:25.401	11.514	0.757	73.53	1:41.331	3	10	3
8	22		5	Matt FLOWERS	Mazda MX-5 Mk1	9	15:25.721	11.834	0.320	73.50	1:41.336	6	5	-3
9	2		6	Matthew MCLUCKIE	Mazda MX-5 MK1	9	15:32.130	18.243	6.409	73.00	1:41.209	2	12	3
10	63		7	Thomas GREENWOOD	Mazda MX-5 Mk1	9	15:36.237	22.350	4.107	72.67	1:41.143	3	14	4
11	42	R	2	Ben HOY	Mazda MX-5 Mk1	9	15:39.683	25.796	3.446	72.41	1:42.319	8	9	-2
12	33	R	3	Andi ISTRATE	Mazda MX-5 Mk1	9	15:40.450	26.563	0.767	72.35	1:42.430	8	11	-1
13	79	R	4	Harrison LEACH	Mazda MX-5 MK1	9	15:46.762	32.875	6.312	71.87	1:43.366	6	16	3
14	75	M	3	Nick LE DOYEN	Mazda MX-5 MK1	9	15:56.102	42.215	9.340	71.16	1:43.550	3	13	-1
15	73		8	Adam LAWRENCE	Mazda MX-5 Mk1	9	15:56.864	42.977	0.762	71.11	1:44.196	8	17	2
16	991	M	4	Simon PRIVETT	Mazda MX-5 Mk1	9	15:58.513	44.626	1.649	70.99	1:44.280	8	21	5
17	117		9	Robert MACGREGOR	Mazda MX-5 MK1	9	16:00.460	46.573	1.947	70.84	1:43.668	2	22	5
18	10	M (R)	1	Andrew MACGREGOR	Mazda MX-5 MK1	9	16:00.781	46.894	0.321	70.82	1:44.257	2	23	5
19	66	M	5	David SCOULLER	Mazda MX-5 Mk1	9	16:08.497	54.610	7.716	70.25	1:45.322	8	24	5
20	57	R	5	Ryan BARLEY	Mazda MX-5 Mk1	9	16:14.502	1:00.615	6.005	69.82	1:44.236	2	28	8
21	34	R	6	Joshua PEYTO	Mazda MX-5 MK1	9	16:19.830	1:05.943	5.328	69.44	1:45.010	7	20	-1
22	3	M (R)	2	Chris WINSTANLEY	Mazda MX-5 MK1	9	16:20.773	1:06.886	0.943	69.37	1:45.404	6	18	-4
23	178	M (R)	3	Andrew GILLIGAN	Mazda MX-5 Mk1	9	16:21.420	1:07.533	0.647	69.33	1:45.378	4	26	3
24	60*	M (R)	4	Stephen DAVIS	Mazda MX-5 Mk1	8	15:55.495	1 Lap	1 Lap	63.30	1:56.355	3	27	3

NOT CLASSIFIED

DNF	577	M		Chris THELWELL	Mazda MX-5 MK1	5	9:01.794	4 Laps	3 Laps	69.77	1:41.276	2	6	

NOT STARTED

NS	500			Jordan PIMLEY	Mazda MX-5 Mk1								2	
NS	848			Matthew CROZIER	Mazda MX-5 Mk1								15	
NS	5	R		Jack MAINPRIZE	Mazda MX-5 MK1								25	

FASTEST LAP

	28			Jake PAICE	Mazda MX-5 Mk1	6	1:40.022		75.58 mph		121.64 kph			
	52	R		Paul SIMARD	Mazda MX-5 Mk1	7	1:40.099		75.53 mph		121.55 kph			
	23	M		Martin TOLLEY	Mazda MX-5 Mk1	6	1:40.595		75.15 mph		120.95 kph			
	10	M (R)		Andrew MACGREGOR	Mazda MX-5 MK1	2	1:44.257		72.51 mph		116.70 kph			

No. 60 - still no working transponder, please rectify before your next session or you will not be timed Ch.12 App.6 Art.2.2

Weather / Track : Cloudy / Dry
These results are provisional until the conclusion of any judicial and technical matters.

Date: 06/09/2025 Start: 14:16 Finish: 14:31
Croft: 2.1001 miles

Clerk Of Course: Adam Peers	Timekeeper: Stewart Burr	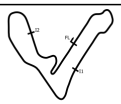

Results can be found at www.tsl-timing.com

Printed - 14:33 Saturday, 06 September 2025

Clapham North Mazda MX-5 Clubman Championship

RACE 2 - LAP CHART

LAP 1		@ 14:18:17.956	LAP 2		@ 14:19:58.373	LAP 3		@ 14:21:38.845	LAP 4		@ 14:23:19.703	LAP 5		@ 14:25:00.731	
NO	BEHIND	LAP TIME	NO	BEHIND	LAP TIME	NO	BEHIND	LAP TIME	NO	BEHIND	LAP TIME	NO	BEHIND	LAP TIME	
8		1:47.579	**8**		1:40.417	**8**		1:40.472	**8**		1:40.858	**8**		1:41.028	
6	0.632	1:48.211	**6**	0.769	1:40.554	**52**	0.982	1:40.132	**52**	0.462	1:40.338	**52**	1.048	1:41.614	
52	1.445	1:49.024	**52**	1.322	1:40.294	**6**	1.662	1:41.365	**6**	2.175	1:41.371	**6**	1.926	1:40.779	
23	1.753	1:49.332	**23**	2.037	1:40.701	**23**	2.616	1:41.051	**23**	2.766	1:41.008	**23**	2.624	1:40.886	
577	2.276	1:49.855	**577**	3.135	1:41.276	**59**	4.827	1:41.331	**28**	4.967	1:40.780	**28**	4.154	1:40.215	
59	2.754	1:50.333	**59**	3.968	1:41.631	**28**	5.045	1:41.184	**59**	6.042	1:42.073	**1**	6.812	1:41.223	
22	3.533	1:51.112	**28**	4.333	1:40.627	**577**	5.613	1:42.950	**1**	6.617	1:40.857	**59**	7.471	1:42.457	
63	3.862	1:51.441	**22**	5.050	1:41.934	**22**	6.341	1:41.763	**22**	7.471	1:41.988	**22**	8.103	1:41.660	
28	4.123	1:51.702	**1**	5.781	1:41.584	**1**	6.618	1:41.309	**577**	7.804	1:43.049	**2**	10.725	1:43.561	
1	4.614	1:52.193	**2**	6.030	1:41.209	**2**	6.907	1:41.349	**2**	8.192	1:42.143	**63**	16.408	1:48.673	
2	5.238	1:52.817	**63**	6.597	1:43.152	**63**	7.268	1:41.143	**63**	8.763	1:42.353	**33**	17.673	1:43.908	
33	5.927	1:53.506	**33**	9.289	1:43.779	**33**	11.955	1:43.138	**42**	14.595	1:43.155	**42**	17.980	1:44.413	
42	6.593	1:54.172	**42**	9.990	1:43.814	**42**	12.298	1:42.780	**33**	14.793	1:43.696	**79**	21.584	1:44.220	
991	7.156	1:54.735	**79**	11.024	1:43.429	**79**	14.532	1:43.980	**79**	18.392	1:44.718	**73**	25.751	1:46.194	
79	8.012	1:55.591	**991**	11.077	1:44.338	**991**	14.957	1:44.352	**991**	19.636	1:45.537	**75**	26.118	1:47.221	
117	8.358	1:55.937	**117**	11.609	1:43.668	**117**	15.512	1:44.375	**75**	19.925	1:44.407	**991**	26.632	1:48.024	
73	9.135	1:56.714	**73**	12.928	1:44.210	**75**	16.376	1:43.550	**73**	20.585	1:44.564	**10**	28.166	1:46.365	
75	9.754	1:57.333	**75**	13.298	1:43.961	**73**	16.879	1:44.423	**10**	22.829	1:45.544	**117**	28.707	1:45.326	
10	10.383	1:57.962	**10**	14.223	1:44.257	**10**	18.143	1:44.392	**117**	24.409	1:49.755	**577**	31.440	2:04.664	**P**
66	11.352	1:58.931	**66**	17.591	1:46.656	**66**	22.817	1:45.698	**3**	28.995	1:46.324	**66**	34.663	1:46.463	
3	11.554	1:59.133	**3**	18.062	1:46.925	**3**	23.529	1:45.939	**66**	29.228	1:47.269	**3**	35.363	1:47.396	
34	13.361	2:00.940	**178**	20.592	1:47.581	**178**	26.490	1:46.370	**178**	31.010	1:45.378	**178**	37.257	1:47.275	
178	13.428	2:01.007	**34**	21.809	1:48.865	**57**	27.810	1:44.673	**57**	31.732	1:44.780	**57**	37.490	1:46.786	
57	19.790	2:07.369	**57**	23.609	1:44.236	**34**	28.395	1:47.058	**34**	36.475	1:48.938	**34**	41.989	1:46.542	
60	22.893	2:10.472	**60**	39.720	1:57.244	**60**	55.603	1:56.355	**60**	1:12.176	1:57.431	**60**	1:28.648	1:57.500	

Weather / Track : Cloudy / Dry

Croft: 2.1001 miles
Date: 06/09/2025 Start: 14:16 Finish: 14:31

Clapham North Mazda MX-5 Clubman Championship

RACE 2 - LAP CHART

LAP 6		@ 14:26:41.446
NO	BEHIND	LAP TIME
8		1:40.715
52	1.315	1:40.982
6	1.774	1:40.563
23	2.504	1:40.595
28	3.461	1:40.022
1	7.802	1:41.705
59	8.303	1:41.547
22	8.724	1:41.336
2	12.435	1:42.425
63	18.345	1:42.652
33	20.810	1:43.852
42	20.887	1:43.622
79	24.235	1:43.366
75	30.714	1:45.311
73	30.751	1:45.715
991	30.924	1:45.007
117	31.678	1:43.686
10	33.485	1:46.034
3	40.052	1:45.404
66	40.669	1:46.721
57	41.169	1:44.394
178	43.391	1:46.849
34	47.485	1:46.211

LAP 7		@ 14:28:22.250
NO	BEHIND	LAP TIME
8		1:40.804
52	0.610	1:40.099
6	1.359	1:40.389
23	3.579	1:41.879
28	3.841	1:41.184
60	1 Lap	1:59.343
1	8.784	1:41.786
59	9.424	1:41.925
22	9.842	1:41.922
2	14.301	1:42.670
63	19.695	1:42.154
42	23.071	1:42.988
33	23.707	1:43.701
79	26.866	1:43.435
75	34.237	1:44.327
73	35.131	1:45.184
991	35.619	1:45.499
117	35.947	1:45.073
10	37.517	1:44.836
66	45.208	1:45.343
3	45.814	1:46.566
57	46.240	1:45.875
178	48.983	1:46.396
34	51.691	1:45.010

LAP 8		@ 14:30:02.910
NO	BEHIND	LAP TIME
8		1:40.660
52	0.525	1:40.575
6	1.020	1:40.321
28	4.868	1:41.687
23	5.126	1:42.207
1	10.333	1:42.209
59	10.908	1:42.144
22	11.426	1:42.244
2	16.642	1:43.001
63	21.738	1:42.703
60	1 Lap	1:58.628
42	24.730	1:42.319
33	25.477	1:42.430
79	29.934	1:43.728
75	38.081	1:44.504
73	38.667	1:44.196
991	39.239	1:44.280
117	41.735	1:46.448
10	42.709	1:45.852
66	49.870	1:45.322
3	53.074	1:47.920
57	53.847	1:48.267
178	54.515	1:46.192
34	59.666	1:48.635

LAP 9		@ 14:31:44.264
NO	BEHIND	LAP TIME
8		1:41.354
52	0.819	1:41.648
6	1.052	1:41.386
28	3.723	1:40.209
23	5.274	1:41.502
1	10.757	1:41.778
59	11.514	1:41.960
22	11.834	1:41.762
2	18.243	1:42.955
63	22.350	1:41.966
42	25.796	1:42.420
33	26.563	1:42.440
79	32.875	1:44.295
60	1 Lap	1:58.522
75	42.215	1:45.488
73	42.977	1:45.664
991	44.626	1:46.741
117	46.573	1:46.192
10	46.894	1:45.539
66	54.610	1:46.094
57	1:00.615	1:48.122
34	1:05.943	1:47.631
3	1:06.886	1:55.166
178	1:07.533	1:54.372

Weather / Track : Cloudy / Dry

Croft: 2.1001 miles
Date: 06/09/2025 Start: 14:16 Finish: 14:31

Clapham North Mazda MX-5 Clubman Championship

RACE 2 - POSITION CHART WITH INTERMEDIATES

No	Name	Lap / Pos	L0 - Int1 M	L0 - Int2 M	L1 - Finish	L1 - Int1 M	L1 - Int2 M	L2 - Finish	L2 - Int1 M	L2 - Int2 M	L3 - Finish	L3 - Int1 M	L3 - Int2 M	L4 - Finish	L4 - Int1 M	L4 - Int2 M	L5 - Finish	L5 - Int1 M	L5 - Int2 M	L6 - Finish	L6 - Int1 M	L6 - Int2 M	L7 - Finish	L7 - Int1 M	L7 - Int2 M	L8 - Finish	L8 - Int1 M	L8 - Int2 M	L9 - Finish
28	PAICE	1	8	8	8	8	8	8	8	8	8	8	8	8	8	8	8	8	8	8	8	8	8	8	8	8	8	8	8
500	PIMLEY	2	6	6	6	6	6	6	6	52	52	52	52	52	52	52	52	52	52	52	52	52	52	52	52	52	52	52	52
52	SIMARD	3	52	52	52	52	52	52	52	6	6	6	6	6	6	6	6	6	6	6	6	6	6	6	6	6	6	6	6
8	DEANE	4	23	23	23	23	23	23	23	23	23	23	23	23	23	23	23	23	23	23	23	23	23	23	23	28	28	28	28
22	FLOWERS	5	577	577	577	577	577	577	577	577	59	59	28	28	28	28	28	28	28	28	28	28	28	28	28	23	23	23	23
577	THELWELL	6	59	59	59	59	59	59	59	59	28	28	59	59	59	59	1	1	1	1	1	1	1	1	1	1	1	1	1
23	TOLLEY	7	22	22	22	22	22	28	28	28	577	577	577	1	1	1	59	59	59	59	59	59	59	59	59	59	59	59	59
6	WARRY	8	63	63	63	28	28	22	22	22	22	1	1	22	22	22	22	22	22	22	22	22	22	22	22	22	22	22	22
42	HOY	9	1	1	28	1	1	1	1	1	1	22	22	577	577	2	2	2	2	2	2	2	2	2	2	2	2	2	2
59	BIRD	10	28	28	1	63	2	2	2	2	2	2	2	2	2	63	63	63	63	63	63	63	63	63	63	63	63	63	63
33	ISTRATE	11	2	2	2	2	63	63	63	63	63	63	63	63	63	42	33	33	33	33	42	42	42	42	42	42	42	42	42
2	MCLUCKIE	12	42	33	33	33	33	33	33	33	33	33	42	42	42	33	42	42	42	42	33	33	33	33	33	33	33	33	33
75	LE DOYEN	13	75	42	42	42	42	42	42	42	42	42	33	33	33	79	79	79	79	79	79	79	79	79	79	79	79	79	79
63	GREENWOOD	14	33	991	991	991	991	79	991	79	79	79	79	79	79	73	73	75	75	75	75	75	75	75	75	75	75	75	75
848	CROZIER	15	991	79	79	79	79	991	79	991	991	991	991	991	75	577	75	73	73	73	991	991	73	73	73	73	73	73	73
79	LEACH	16	79	117	117	117	117	117	117	117	117	117	117	75	991	75	991	991	991	991	73	73	991	991	991	991	991	991	991
73	LAWRENCE	17	117	73	73	73	73	73	75	75	75	75	75	73	73	991	10	10	117	117	117	117	117	117	117	117	117	117	117
3	WINSTANLEY	18	73	75	75	75	75	75	73	73	73	73	73	10	10	10	117	117	10	10	10	10	10	10	10	10	10	10	10
1	GREENSMITH	19	3	10	10	10	10	10	10	10	10	10	10	117	117	117	66	66	3	3	3	66	66	66	66	66	66	66	66
34	PEYTO	20	10	3	66	66	66	66	66	66	66	66	3	3	3	66	3	3	66	66	66	3	3	3	3	3	3	3	57
991	PRIVETT	21	66	66	3	3	3	3	3	3	3	3	66	66	66	3	178	57	57	57	57	57	57	57	57	57	57	57	34
117	MACGREGOR	22	178	178	34	178	178	178	178	178	178	178	178	178	178	57	57	178	178	178	178	178	178	178	178	178	178	178	3
10	MACGREGOR	23	34	34	178	34	34	34	34	34	57	57	57	57	57	178	34	34	34	34	34	34	34	34	34	34	34	34	178
66	SCOULLER	24	57	57	57	57	57	57	57	57	34	34	34	34	34	34	60	60	60	60									
5	MAINPRIZE	25	60	60	60	60																							
178	GILLIGAN	26																											
60	DAVIS	27																											
57	BARLEY	28																											

Weather / Track : Cloudy / Dry

Croft: 2.1001 miles
Date: 06/09/2025 Start: 14:16 Finish: 14:31

Results can be found at www.tsl-timing.com

Printed - 14:34 Saturday, 06 September 2025

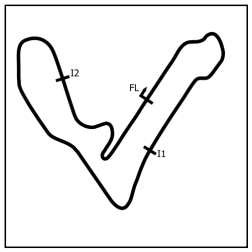

Clapham North Mazda MX-5 Clubman Championship

RACE 2 - SECTOR ANALYSIS

SECTOR 1 = FL to I1, SECTOR 2 = I1 to I2, SECTOR 3 = I2 to FL, DIFF = Difference To Personal Best Lap, P = Crossed Finish Line in Pit Lane, D = Time Disallowed

P1 8 Harry DEANE — Mazda MX-5 MK1

IDEAL LAP TIME : 1:40.255 BEST LAP TIME : 1:40.417 DIFFERENCE : 0.162

LAP	SECTOR 1		SECTOR 2		SECTOR 3		LAP TIME	MPH	DIFF	TIME OF DAY
1 -		96.0	41.819	84.4	28.199	***79.1***	1:47.579	70.27	7.162	14:18:17.956
2 -	31.230	96.0	41.228	84.3	***27.959***	78.8	***1:40.417*** **(1)**	***75.29***		***14:19:58.373***
3 -	***31.185***	96.4	***41.111***	84.0	28.176	78.3	1:40.472 **(2)**	75.25	0.055	14:21:38.845
4 -	31.359	96.6	41.263	83.4	28.236	76.8	1:40.858	74.96	0.441	14:23:19.703
5 -	31.284	***97.6***	41.308	84.2	28.436	78.3	1:41.028	74.83	0.611	14:25:00.731
6 -	31.305	96.4	41.287	83.1	28.123	78.1	1:40.715	75.06	0.298	14:26:41.446
7 -	31.376	96.1	41.464	83.5	27.964	78.0	1:40.804	75.00	0.387	14:28:22.250
8 -	31.320	96.4	41.233	83.7	28.107	78.3	1:40.660 **(3)**	75.11	0.243	14:30:02.910
9 -	31.206	96.2	42.048	***84.5***	28.100	77.8	1:41.354	74.59	0.937	14:31:44.264

P2 52 R Paul SIMARD — Mazda MX-5 Mk1

IDEAL LAP TIME : 1:39.765 BEST LAP TIME : 1:40.099 DIFFERENCE : 0.334

LAP	SECTOR 1		SECTOR 2		SECTOR 3		LAP TIME	MPH	DIFF	TIME OF DAY
1 -		97.8	42.241	***86.1***	28.910	76.0	1:49.024	69.34	8.925	14:18:19.401
2 -	31.150	97.9	40.911	***86.1***	28.233	78.5	1:40.294 **(3)**	75.38	0.195	14:19:59.695
3 -	30.973	98.8	41.107	84.7	28.052	78.3	1:40.132 **(2)**	75.50	0.033	14:21:39.827
4 -	31.011	98.2	***40.889***	85.2	28.438	78.8	1:40.338	75.35	0.239	14:23:20.165
5 -	30.939	***99.8***	41.376	85.0	29.299	73.6	1:41.614	74.40	1.515	14:25:01.779
6 -	31.562	97.1	41.132	84.9	28.288	78.4	1:40.982	74.87	0.883	14:26:42.761
7 -	31.002	97.6	41.077	85.2	***28.020***	***79.0***	***1:40.099*** **(1)**	***75.53***		***14:28:22.860***
8 -	***30.856***	99.2	41.305	84.9	28.414	78.2	1:40.575	75.17	0.476	14:30:03.435
9 -	30.887	98.5	42.087	84.6	28.674	78.5	1:41.648	74.38	1.549	14:31:45.083

P3 6 Jack WARRY — Mazda MX-5 MK1

IDEAL LAP TIME : 1:40.199 BEST LAP TIME : 1:40.321 DIFFERENCE : 0.122

LAP	SECTOR 1		SECTOR 2		SECTOR 3		LAP TIME	MPH	DIFF	TIME OF DAY
1 -		***98.8***	42.220	85.4	28.285	80.0	1:48.211	69.86	7.890	14:18:18.588
2 -	***30.987***	98.5	41.198	85.5	28.369	78.7	1:40.554 **(3)**	75.18	0.233	14:19:59.142
3 -	31.330	97.6	41.501	***85.7***	28.534	79.8	1:41.365	74.58	1.044	14:21:40.507
4 -	31.243	97.2	41.562	84.4	28.566	79.6	1:41.371	74.58	1.050	14:23:21.878
5 -	31.404	96.8	41.109	85.2	28.266	79.8	1:40.779	75.02	0.458	14:25:02.657
6 -	31.079	98.6	***41.096***	***85.7***	28.388	***80.2***	1:40.563	75.18	0.242	14:26:43.220
7 -	31.065	98.5	41.171	85.3	28.153	79.8	1:40.389 **(2)**	75.31	0.068	14:28:23.609
8 -	31.020	97.6	41.185	85.1	***28.116***	***80.2***	***1:40.321*** **(1)**	***75.36***		***14:30:03.930***
9 -	31.000	98.3	42.059	84.2	28.327	80.1	1:41.386	74.57	1.065	14:31:45.316

P4 28 Jake PAICE — Mazda MX-5 Mk1

IDEAL LAP TIME : 1:39.680 BEST LAP TIME : 1:40.022 DIFFERENCE : 0.342

LAP	SECTOR 1		SECTOR 2		SECTOR 3		LAP TIME	MPH	DIFF	TIME OF DAY
1 -		92.1	41.721	***87.2***	28.527	***79.6***	1:51.702	67.68	11.680	14:18:22.079
2 -	31.464	97.8	***40.788***	86.9	28.375	79.0	1:40.627	75.13	0.605	14:20:02.706
3 -	31.001	100.1	41.605	86.3	28.578	78.9	1:41.184	74.72	1.162	14:21:43.890
4 -	31.320	***100.4***	41.147	83.8	28.313	78.5	1:40.780	75.02	0.758	14:23:24.670
5 -	31.157	97.2	40.932	84.7	28.126	79.1	1:40.215 **(3)**	75.44	0.193	14:25:04.885
6 -	***30.886***	98.5	41.016	85.1	28.120	79.5	***1:40.022*** **(1)**	***75.58***		***14:26:44.907***
7 -	30.942	100.1	40.946	85.1	29.296	78.2	1:41.184	74.72	1.162	14:28:26.091
8 -	31.131	99.7	42.322	85.1	28.234	79.0	1:41.687	74.35	1.665	14:30:07.778
9 -	30.996	97.5	41.207	84.9	***28.006***	78.6	1:40.209 **(2)**	75.44	0.187	14:31:47.987

Weather / Track : Cloudy / Dry

Croft: 2.1001 miles
Date: 06/09/2025 Start: 14:16 Finish: 14:31

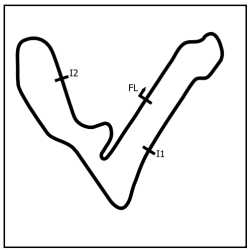

Clapham North Mazda MX-5 Clubman Championship

RACE 2 - SECTOR ANALYSIS

SECTOR 1 = FL to I1, SECTOR 2 = I1 to I2, SECTOR 3 = I2 to FL, DIFF = Difference To Personal Best Lap, P = Crossed Finish Line in Pit Lane, D = Time Disallowed

P5 23 M Martin TOLLEY Mazda MX-5 Mk1

IDEAL LAP TIME : 1:40.425 BEST LAP TIME : 1:40.595 DIFFERENCE : 0.170

LAP	SECTOR 1		SECTOR 2		SECTOR 3		LAP TIME	MPH	DIFF	TIME OF DAY
1 -		97.3	41.788	***86.4***	29.017	79.5	1:49.332	69.15	8.737	14:18:19.709
2 -	31.006	***100.0***	41.155	86.0	28.540	79.4	1:40.701 **(2)**	75.07	0.106	14:20:00.410
3 -	***30.846***	99.4	41.348	84.5	28.857	78.5	1:41.051	74.81	0.456	14:21:41.461
4 -	31.134	99.1	41.120	85.4	28.754	79.5	1:41.008	74.85	0.413	14:23:22.469
5 -	31.078	99.1	***41.099***	85.8	28.709	79.8	1:40.886 **(3)**	74.94	0.291	14:25:03.355
6 -	31.001	98.3	41.114	84.0	***28.480***	79.3	***1:40.595*** **(1)**	***75.15***		***14:26:43.950***
7 -	31.494	98.6	41.241	84.0	29.144	78.0	1:41.879	74.21	1.284	14:28:25.829
8 -	31.305	98.1	41.857	83.7	29.045	***80.1***	1:42.207	73.97	1.612	14:30:08.036
9 -	31.200	97.6	41.659	84.0	28.643	78.2	1:41.502	74.48	0.907	14:31:49.538

P6 1 M Jonathan GREENSMITH Mazda MX-5 Mk1

IDEAL LAP TIME : 1:40.614 BEST LAP TIME : 1:40.857 DIFFERENCE : 0.243

LAP	SECTOR 1		SECTOR 2		SECTOR 3		LAP TIME	MPH	DIFF	TIME OF DAY
1 -		95.4	41.593	***86.3***	29.150	***80.1***	1:52.193	67.38	11.336	14:18:22.570
2 -	31.681	96.6	41.359	85.5	28.544	80.0	1:41.584	74.42	0.727	14:20:04.154
3 -	31.304	99.2	***41.088***	85.8	28.917	79.4	1:41.309 **(3)**	74.62	0.452	14:21:45.463
4 -	***31.130***	***100.1***	41.203	85.0	28.524	78.7	***1:40.857*** **(1)**	***74.96***		***14:23:26.320***
5 -	31.310	98.9	41.517	84.8	***28.396***	78.8	1:41.223 **(2)**	74.69	0.366	14:25:07.543
6 -	31.628	96.6	41.438	83.3	28.639	78.6	1:41.705	74.33	0.848	14:26:49.248
7 -	31.766	96.8	41.591	83.8	28.429	79.0	1:41.786	74.27	0.929	14:28:31.034
8 -	31.812	96.2	41.742	84.0	28.655	78.0	1:42.209	73.97	1.352	14:30:13.243
9 -	31.671	96.5	41.647	83.9	28.460	78.7	1:41.778	74.28	0.921	14:31:55.021

P7 59 Kevin BIRD Mazda MX-5 Mk1

IDEAL LAP TIME : 1:41.166 BEST LAP TIME : 1:41.331 DIFFERENCE : 0.165

LAP	SECTOR 1		SECTOR 2		SECTOR 3		LAP TIME	MPH	DIFF	TIME OF DAY
1 -		94.6	41.946	85.1	28.578	***79.6***	1:50.333	68.52	9.002	14:18:20.710
2 -	31.291	***100.3***	41.612	83.7	28.728	78.7	1:41.631 **(3)**	74.39	0.300	14:20:02.341
3 -	***31.142***	100.0	41.675	***85.5***	***28.514***	78.5	***1:41.331*** **(1)**	***74.61***		***14:21:43.672***
4 -	31.431	98.8	42.060	80.5	28.582	77.7	1:42.073	74.07	0.742	14:23:25.745
5 -	31.376	97.9	41.930	82.6	29.151	78.6	1:42.457	73.79	1.126	14:25:08.202
6 -	31.185	99.8	41.520	83.6	28.842	78.3	1:41.547 **(2)**	74.45	0.216	14:26:49.749
7 -	31.481	98.9	41.803	84.7	28.641	77.8	1:41.925	74.17	0.594	14:28:31.674
8 -	31.646	97.3	***41.510***	***85.5***	28.988	78.0	1:42.144	74.01	0.813	14:30:13.818
9 -	31.429	98.9	41.611	84.3	28.920	77.7	1:41.960	74.15	0.629	14:31:55.778

P8 22 Matt FLOWERS Mazda MX-5 Mk1

IDEAL LAP TIME : 1:41.049 BEST LAP TIME : 1:41.336 DIFFERENCE : 0.287

LAP	SECTOR 1		SECTOR 2		SECTOR 3		LAP TIME	MPH	DIFF	TIME OF DAY
1 -		95.3	42.149	84.6	29.127	78.5	1:51.112	68.04	9.776	14:18:21.489
2 -	31.324	98.3	41.325	83.9	29.285	78.7	1:41.934	74.17	0.598	14:20:03.423
3 -	***31.084***	98.5	41.278	85.7	29.401	77.1	1:41.763	74.29	0.427	14:21:45.186
4 -	31.591	***100.6***	***41.258***	85.3	29.139	78.3	1:41.988	74.13	0.652	14:23:27.174
5 -	31.176	98.2	41.309	85.0	29.175	78.6	1:41.660 **(2)**	74.37	0.324	14:25:08.834
6 -	31.244	98.5	41.385	84.5	***28.707***	78.7	***1:41.336*** **(1)**	***74.60***		***14:26:50.170***
7 -	31.258	100.0	41.804	85.5	28.860	***78.8***	1:41.922	74.18	0.586	14:28:32.092
8 -	31.342	99.7	41.755	84.8	29.147	77.7	1:42.244	73.94	0.908	14:30:14.336
9 -	31.201	99.4	41.427	***85.8***	29.134	78.6	1:41.762 **(3)**	74.29	0.426	14:31:56.098

Weather / Track : Cloudy / Dry

Croft: 2.1001 miles
Date: 06/09/2025 Start: 14:16 Finish: 14:31

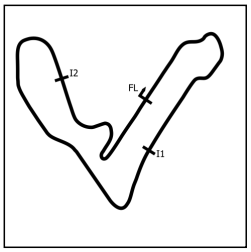

Clapham North Mazda MX-5 Clubman Championship

RACE 2 - SECTOR ANALYSIS

SECTOR 1 = FL to I1, SECTOR 2 = I1 to I2, SECTOR 3 = I2 to FL, DIFF = Difference To Personal Best Lap, P = Crossed Finish Line in Pit Lane, D = Time Disallowed

P9 2 Matthew MCLUCKIE — Mazda MX-5 MK1

IDEAL LAP TIME : 1:40.979 BEST LAP TIME : 1:41.209 DIFFERENCE : 0.230

LAP	SECTOR 1		SECTOR 2		SECTOR 3		LAP TIME		MPH	DIFF	TIME OF DAY
1 -		90.6	42.505	84.2	28.685	76.9	1:52.817		67.01	11.608	14:18:23.194
2 -	***31.160***	96.8	41.562	***85.8***	28.487	76.7	***1:41.209***	**(1)**	***74.70***		***14:20:04.403***
3 -	31.380	97.8	***41.380***	84.7	28.589	76.5	1:41.349	**(2)**	74.59	0.140	14:21:45.752
4 -	32.092	***98.1***	41.612	83.9	***28.439***	76.8	1:42.143	**(3)**	74.01	0.934	14:23:27.895
5 -	31.557	97.3	43.392	80.6	28.612	***77.1***	1:43.561		73.00	2.352	14:25:11.456
6 -	31.778	94.6	42.016	83.1	28.631	76.7	1:42.425		73.81	1.216	14:26:53.881
7 -	31.934	94.9	42.047	83.2	28.689	76.5	1:42.670		73.64	1.461	14:28:36.551
8 -	31.774	94.5	42.709	82.8	28.518	***77.1***	1:43.001		73.40	1.792	14:30:19.552
9 -	31.736	94.9	42.450	82.9	28.769	76.7	1:42.955		73.43	1.746	14:32:02.507

P10 63 Thomas GREENWOOD — Mazda MX-5 Mk1

IDEAL LAP TIME : 1:41.023 BEST LAP TIME : 1:41.143 DIFFERENCE : 0.120

LAP	SECTOR 1		SECTOR 2		SECTOR 3		LAP TIME		MPH	DIFF	TIME OF DAY
1 -		94.7	41.682	85.0	29.207	79.5	1:51.441		67.84	10.298	14:18:21.818
2 -	32.476	95.7	41.897	86.2	28.779	***79.6***	1:43.152		73.29	2.009	14:20:04.970
3 -	***31.171***	***100.4***	***41.342***	***86.4***	28.630	79.5	***1:41.143***	**(1)**	***74.75***		***14:21:46.113***
4 -	31.828	97.6	41.865	85.1	28.660	79.4	1:42.353		73.86	1.210	14:23:28.466
5 -	31.265	99.7	48.001	69.3	29.407	78.4	1:48.673		69.57	7.530	14:25:17.139
6 -	31.870	96.6	42.049	83.6	28.733	79.0	1:42.652		73.65	1.509	14:26:59.791
7 -	31.636	96.1	41.962	83.2	28.556	***79.6***	1:42.154	**(3)**	74.01	1.011	14:28:41.945
8 -	31.621	96.2	41.871	84.8	29.211	78.7	1:42.703		73.61	1.560	14:30:24.648
9 -	31.451	96.9	42.005	83.0	***28.510***	78.5	1:41.966	**(2)**	74.14	0.823	14:32:06.614

P11 42 R Ben HOY — Mazda MX-5 Mk1

IDEAL LAP TIME : 1:42.143 BEST LAP TIME : 1:42.319 DIFFERENCE : 0.176

LAP	SECTOR 1		SECTOR 2		SECTOR 3		LAP TIME		MPH	DIFF	TIME OF DAY
1 -		91.3	43.101	***85.9***	29.423	76.2	1:54.172		66.22	11.853	14:18:24.549
2 -	31.578	98.5	43.219	84.7	29.017	***77.5***	1:43.814		72.82	1.495	14:20:08.363
3 -	***31.426***	97.9	42.574	84.4	28.780	76.8	1:42.780	**(3)**	73.56	0.461	14:21:51.143
4 -	31.916	***99.4***	42.251	83.1	28.988	76.4	1:43.155		73.29	0.836	14:23:34.298
5 -	31.767	95.7	43.054	83.5	29.592	76.7	1:44.413		72.41	2.094	14:25:18.711
6 -	31.851	99.2	42.700	84.7	29.071	77.4	1:43.622		72.96	1.303	14:27:02.333
7 -	31.865	96.4	42.391	82.5	28.732	76.3	1:42.988		73.41	0.669	14:28:45.321
8 -	31.585	95.7	42.067	82.8	***28.667***	***77.5***	***1:42.319***	**(1)**	***73.89***		***14:30:27.640***
9 -	31.660	96.2	***42.050***	83.3	28.710	76.8	1:42.420	**(2)**	73.81	0.101	14:32:10.060

P12 33 R Andi ISTRATE — Mazda MX-5 Mk1

IDEAL LAP TIME : 1:41.938 BEST LAP TIME : 1:42.430 DIFFERENCE : 0.492

LAP	SECTOR 1		SECTOR 2		SECTOR 3		LAP TIME		MPH	DIFF	TIME OF DAY
1 -		93.8	42.618	***84.3***	28.988	***77.0***	1:53.506		66.60	11.076	14:18:23.883
2 -	***31.648***	***96.5***	43.334	83.3	28.797	76.8	1:43.779		72.85	1.349	14:20:07.662
3 -	32.043	94.3	42.172	82.1	28.923	75.0	1:43.138	**(3)**	73.30	0.708	14:21:50.800
4 -	32.080	93.8	42.696	82.6	28.920	76.2	1:43.696		72.91	1.266	14:23:34.496
5 -	31.821	95.8	43.108	82.0	28.979	75.3	1:43.908		72.76	1.478	14:25:18.404
6 -	32.007	94.5	42.614	80.9	29.231	74.8	1:43.852		72.80	1.422	14:27:02.256
7 -	32.239	95.7	42.576	82.0	28.886	75.1	1:43.701		72.90	1.271	14:28:45.957
8 -	31.967	93.8	42.035	81.8	***28.428***	76.3	***1:42.430***	**(1)**	***73.81***		***14:30:28.387***
9 -	31.931	95.0	***41.862***	82.5	28.647	75.9	1:42.440	**(2)**	73.80	0.010	14:32:10.827

Weather / Track : Cloudy / Dry

Croft: 2.1001 miles
Date: 06/09/2025 Start: 14:16 Finish: 14:31

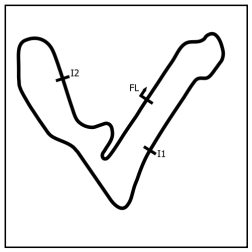

Clapham North Mazda MX-5 Clubman Championship

RACE 2 - SECTOR ANALYSIS

SECTOR 1 = FL to I1, SECTOR 2 = I1 to I2, SECTOR 3 = I2 to FL, DIFF = Difference To Personal Best Lap, P = Crossed Finish Line in Pit Lane, D = Time Disallowed

P13 79 R Harrison LEACH — Mazda MX-5 MK1

IDEAL LAP TIME : 1:43.016 BEST LAP TIME : 1:43.366 DIFFERENCE : 0.350

LAP	SECTOR 1		SECTOR 2		SECTOR 3		LAP TIME		MPH	DIFF	TIME OF DAY
1 -		92.0	43.475	82.3	29.316	74.2	1:55.591		65.40	12.225	14:18:25.968
2 -	32.224	93.5	***42.134***	***82.6***	29.071	74.2	1:43.429	**(2)**	73.09	0.063	14:20:09.397
3 -	32.440	***93.9***	42.389	78.5	29.151	72.0	1:43.980		72.71	0.614	14:21:53.377
4 -	32.373	91.8	43.266	74.7	29.079	74.5	1:44.718		72.19	1.352	14:23:38.095
5 -	32.212	91.3	43.042	79.3	28.966	74.3	1:44.220		72.54	0.854	14:25:22.315
6 -	32.270	91.1	42.399	80.4	***28.697***	74.5	***1:43.366***	**(1)**	***73.14***		***14:27:05.681***
7 -	***32.185***	90.9	42.424	80.5	28.826	74.5	1:43.435	**(3)**	73.09	0.069	14:28:49.116
8 -	32.189	91.0	42.687	80.0	28.852	***74.7***	1:43.728		72.88	0.362	14:30:32.844
9 -	32.447	90.8	42.992	79.4	28.856	***74.7***	1:44.295		72.49	0.929	14:32:17.139

P14 75 M Nick LE DOYEN — Mazda MX-5 MK1

IDEAL LAP TIME : 1:43.093 BEST LAP TIME : 1:43.550 DIFFERENCE : 0.457

LAP	SECTOR 1		SECTOR 2		SECTOR 3		LAP TIME		MPH	DIFF	TIME OF DAY
1 -		89.0	46.035	81.6	29.477	76.7	1:57.333		64.43	13.783	14:18:27.710
2 -	32.207	96.5	42.631	***84.3***	***29.123***	***79.1***	1:43.961	**(2)**	72.72	0.411	14:20:11.671
3 -	***32.098***	95.4	***41.872***	83.9	29.580	77.9	***1:43.550***	**(1)**	***73.01***		***14:21:55.221***
4 -	32.118	***96.9***	42.626	82.4	29.663	78.8	1:44.407		72.41	0.857	14:23:39.628
5 -	32.621	94.3	44.792	77.2	29.808	78.7	1:47.221		70.51	3.671	14:25:26.849
6 -	32.590	93.5	42.592	81.6	30.129	77.2	1:45.311		71.79	1.761	14:27:12.160
7 -	32.558	93.4	42.523	81.7	29.246	78.1	1:44.327	**(3)**	72.47	0.777	14:28:56.487
8 -	32.634	93.4	42.576	82.1	29.294	77.5	1:44.504		72.34	0.954	14:30:40.991
9 -	32.463	93.5	42.807	82.3	30.218	78.2	1:45.488		71.67	1.938	14:32:26.479

P15 73 Adam LAWRENCE — Mazda MX-5 Mk1

IDEAL LAP TIME : 1:43.506 BEST LAP TIME : 1:44.196 DIFFERENCE : 0.690

LAP	SECTOR 1		SECTOR 2		SECTOR 3		LAP TIME		MPH	DIFF	TIME OF DAY
1 -		90.5	43.959	81.4	29.578	75.3	1:56.714		64.77	12.518	14:18:27.091
2 -	32.244	95.5	42.702	82.7	29.264	74.2	1:44.210	**(2)**	72.55	0.014	14:20:11.301
3 -	33.027	94.6	42.347	82.2	***29.049***	***75.8***	1:44.423	**(3)**	72.40	0.227	14:21:55.724
4 -	32.203	95.5	***42.312***	***83.2***	30.049	75.3	1:44.564		72.30	0.368	14:23:40.288
5 -	32.375	***96.5***	44.227	77.8	29.592	75.6	1:46.194		71.19	1.998	14:25:26.482
6 -	33.139	93.9	42.843	81.6	29.733	72.3	1:45.715		71.51	1.519	14:27:12.197
7 -	33.368	95.7	42.453	82.7	29.363	75.0	1:45.184		71.87	0.988	14:28:57.381
8 -	32.216	93.9	42.867	81.7	29.113	75.1	***1:44.196***	**(1)**	***72.56***		***14:30:41.577***
9 -	***32.145***	94.3	42.666	81.8	30.853	74.4	1:45.664		71.55	1.468	14:32:27.241

P16 991 M Simon PRIVETT — Mazda MX-5 Mk1

IDEAL LAP TIME : 1:43.746 BEST LAP TIME : 1:44.280 DIFFERENCE : 0.534

LAP	SECTOR 1		SECTOR 2		SECTOR 3		LAP TIME		MPH	DIFF	TIME OF DAY
1 -		94.1	43.350	82.3	***29.137***	76.8	1:54.735		65.89	10.455	14:18:25.112
2 -	32.383	95.4	***42.484***	***83.8***	29.471	***77.8***	1:44.338	**(2)**	72.46	0.058	14:20:09.450
3 -	***32.125***	95.1	42.947	78.8	29.280	76.5	1:44.352	**(3)**	72.45	0.072	14:21:53.802
4 -	32.745	95.3	42.698	79.7	30.094	75.5	1:45.537		71.63	1.257	14:23:39.339
5 -	33.079	***96.5***	45.178	77.4	29.767	77.5	1:48.024		69.99	3.744	14:25:27.363
6 -	32.693	95.1	42.731	82.0	29.583	75.6	1:45.007		72.00	0.727	14:27:12.370
7 -	32.919	93.9	42.594	82.0	29.986	76.8	1:45.499		71.66	1.219	14:28:57.869
8 -	32.393	93.8	42.673	81.9	29.214	76.1	***1:44.280***	**(1)**	***72.50***		***14:30:42.149***
9 -	32.772	92.3	42.851	81.9	31.118	75.1	1:46.741		70.83	2.461	14:32:28.890

Weather / Track : Cloudy / Dry

Croft: 2.1001 miles
Date: 06/09/2025 Start: 14:16 Finish: 14:31

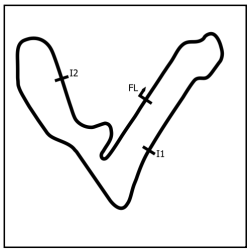

Clapham North Mazda MX-5 Clubman Championship

RACE 2 - SECTOR ANALYSIS

SECTOR 1 = FL to I1, SECTOR 2 = I1 to I2, SECTOR 3 = I2 to FL, DIFF = Difference To Personal Best Lap, P = Crossed Finish Line in Pit Lane, D = Time Disallowed

P17 117 Robert MACGREGOR — Mazda MX-5 MK1

IDEAL LAP TIME : 1:43.360 BEST LAP TIME : 1:43.668 DIFFERENCE : 0.308

LAP	SECTOR 1		SECTOR 2		SECTOR 3		LAP TIME		MPH	DIFF	TIME OF DAY
1 -		92.8	43.637	82.8	29.178	76.7	1:55.937		65.21	12.269	14:18:26.314
2 -	32.468	94.7	***42.126***	***84.2***	***29.074***	75.6	***1:43.668***	**(1)**	***72.93***		***14:20:09.982***
3 -	32.250	***96.6***	42.941	81.0	29.184	74.9	1:44.375	**(3)**	72.43	0.707	14:21:54.357
4 -	32.602	96.4	42.513	81.7	34.640	75.2	1:49.755		68.88	6.087	14:23:44.112
5 -	32.369	94.7	43.076	81.7	29.881	75.2	1:45.326		71.78	1.658	14:25:29.438
6 -	***32.160***	96.0	42.383	82.0	29.143	76.4	1:43.686	**(2)**	72.91	0.018	14:27:13.124
7 -	32.667	95.4	43.036	80.1	29.370	***77.2***	1:45.073		71.95	1.405	14:28:58.197
8 -	32.617	95.0	44.740	80.2	29.091	75.4	1:46.448		71.02	2.780	14:30:44.645
9 -	32.774	92.9	43.759	75.0	29.659	74.0	1:46.192		71.19	2.524	14:32:30.837

P18 10 M (R) Andrew MACGREGOR — Mazda MX-5 MK1

IDEAL LAP TIME : 1:43.850 BEST LAP TIME : 1:44.257 DIFFERENCE : 0.407

LAP	SECTOR 1		SECTOR 2		SECTOR 3		LAP TIME		MPH	DIFF	TIME OF DAY
1 -		95.7	44.593	82.8	29.830	***78.5***	1:57.962		64.09	13.705	14:18:28.339
2 -	32.571	95.8	***42.494***	***83.0***	29.192	78.1	***1:44.257***	**(1)**	***72.51***		***14:20:12.596***
3 -	32.332	***96.1***	42.849	82.6	29.211	77.3	1:44.392	**(2)**	72.42	0.135	14:21:56.988
4 -	32.654	94.6	43.061	81.4	29.829	76.7	1:45.544		71.63	1.287	14:23:42.532
5 -	32.691	94.2	43.532	80.7	30.142	77.2	1:46.365		71.08	2.108	14:25:28.897
6 -	32.469	95.0	44.298	80.5	29.267	76.6	1:46.034		71.30	1.777	14:27:14.931
7 -	32.516	94.2	43.151	81.0	***29.169***	76.7	1:44.836	**(3)**	72.11	0.579	14:28:59.767
8 -	32.517	94.9	44.075	81.6	29.260	76.5	1:45.852		71.42	1.595	14:30:45.619
9 -	***32.187***	95.5	43.703	80.8	29.649	75.4	1:45.539		71.63	1.282	14:32:31.158

P19 66 M David SCOULLER — Mazda MX-5 Mk1

IDEAL LAP TIME : 1:44.631 BEST LAP TIME : 1:45.322 DIFFERENCE : 0.691

LAP	SECTOR 1		SECTOR 2		SECTOR 3		LAP TIME		MPH	DIFF	TIME OF DAY
1 -		94.5	45.069	81.9	29.781	77.9	1:58.931		63.57	13.609	14:18:29.308
2 -	33.046	93.4	44.086	81.9	29.524	77.9	1:46.656		70.88	1.334	14:20:15.964
3 -	32.646	93.2	43.736	82.1	29.316	77.1	1:45.698	**(3)**	71.53	0.376	14:22:01.662
4 -	33.053	93.7	44.334	80.7	29.882	77.6	1:47.269		70.48	1.947	14:23:48.931
5 -	32.920	***95.7***	44.335	81.0	***29.208***	77.9	1:46.463		71.01	1.141	14:25:35.394
6 -	32.881	92.9	44.382	82.0	29.458	78.3	1:46.721		70.84	1.399	14:27:22.115
7 -	33.058	94.2	***42.961***	82.1	29.324	77.7	1:45.343	**(2)**	71.77	0.021	14:29:07.458
8 -	***32.462***	92.9	43.629	***82.7***	29.231	***78.8***	***1:45.322***	**(1)**	***71.78***		***14:30:52.780***
9 -	32.531	92.8	43.750	81.4	29.813	77.3	1:46.094		71.26	0.772	14:32:38.874

P20 57 R Ryan BARLEY — Mazda MX-5 Mk1

IDEAL LAP TIME : 1:43.469 BEST LAP TIME : 1:44.236 DIFFERENCE : 0.767

LAP	SECTOR 1		SECTOR 2		SECTOR 3		LAP TIME		MPH	DIFF	TIME OF DAY
1 -		91.9	43.904	77.8	29.623	76.3	2:07.369		59.35	23.133	14:18:37.746
2 -	32.656	93.9	42.291	82.8	***29.289***	76.0	***1:44.236***	**(1)**	***72.53***		***14:20:21.982***
3 -	32.201	94.6	***42.168***	***84.3***	30.304	76.7	1:44.673	**(3)**	72.23	0.437	14:22:06.655
4 -	***32.012***	96.2	43.254	81.7	29.514	77.2	1:44.780		72.15	0.544	14:23:51.435
5 -	32.353	97.1	43.233	81.2	31.200	77.2	1:46.786		70.80	2.550	14:25:38.221
6 -	32.317	94.7	42.290	81.9	29.787	***77.8***	1:44.394	**(2)**	72.42	0.158	14:27:22.615
7 -	32.678	96.0	43.080	82.1	30.117	77.5	1:45.875		71.41	1.639	14:29:08.490
8 -	32.135	***98.2***	43.672	83.6	32.460	76.7	1:48.267		69.83	4.031	14:30:56.757
9 -	32.298	95.1	43.355	83.8	32.469	71.8	1:48.122		69.92	3.886	14:32:44.879

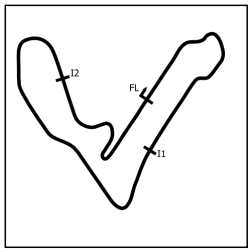

Clapham North Mazda MX-5 Clubman Championship

RACE 2 - SECTOR ANALYSIS

SECTOR 1 = FL to I1, SECTOR 2 = I1 to I2, SECTOR 3 = I2 to FL, DIFF = Difference To Personal Best Lap, P = Crossed Finish Line in Pit Lane, D = Time Disallowed

P21 34 R Joshua PEYTO — Mazda MX-5 MK1

IDEAL LAP TIME : 1:45.010 BEST LAP TIME : 1:45.010 DIFFERENCE : 0.000

LAP	SECTOR 1		SECTOR 2		SECTOR 3		LAP TIME		MPH	DIFF	TIME OF DAY
1 -		93.7	45.275	80.9	30.974	74.2	2:00.940		62.51	15.930	14:18:31.317
2 -	34.673	91.4	44.178	79.5	30.014	74.3	1:48.865		69.44	3.855	14:20:20.182
3 -	32.681	92.8	43.351	***81.7***	31.026	***76.4***	1:47.058		70.62	2.048	14:22:07.240
4 -	32.350	***95.4***	46.209	76.4	30.379	75.7	1:48.938		69.40	3.928	14:23:56.178
5 -	32.681	93.9	44.074	79.2	29.787	76.3	1:46.542	**(3)**	70.96	1.532	14:25:42.720
6 -	32.470	93.0	43.812	80.0	29.929	76.3	1:46.211	**(2)**	71.18	1.201	14:27:28.931
7 -	***32.107***	93.9	***43.117***	81.0	***29.786***	74.7	***1:45.010***	**(1)**	***71.99***		***14:29:13.941***
8 -	34.670	90.9	44.076	80.8	29.889	75.4	1:48.635		69.59	3.625	14:31:02.576
9 -	33.014	93.2	44.318	79.9	30.299	75.4	1:47.631		70.24	2.621	14:32:50.207

P22 3 M (R) Chris WINSTANLEY — Mazda MX-5 MK1

IDEAL LAP TIME : 1:45.039 BEST LAP TIME : 1:45.404 DIFFERENCE : 0.365

LAP	SECTOR 1		SECTOR 2		SECTOR 3		LAP TIME		MPH	DIFF	TIME OF DAY
1 -		91.4	45.528	81.7	30.339	73.8	1:59.133		63.46	13.729	14:18:29.510
2 -	33.366	93.3	43.966	81.9	29.593	76.9	1:46.925		70.70	1.521	14:20:16.435
3 -	32.414	95.7	44.042	82.0	29.483	77.0	1:45.939	**(2)**	71.36	0.535	14:22:02.374
4 -	32.948	94.7	43.513	80.1	29.863	76.5	1:46.324	**(3)**	71.10	0.920	14:23:48.698
5 -	33.093	91.6	44.947	81.1	***29.356***	77.0	1:47.396		70.39	1.992	14:25:36.094
6 -	***32.372***	96.4	43.589	81.5	29.443	77.1	***1:45.404***	**(1)**	***71.72***		***14:27:21.498***
7 -	33.243	93.5	43.593	72.5	29.730	***77.2***	1:46.566		70.94	1.162	14:29:08.064
8 -	32.445	***96.6***	43.622	***83.2***	31.853	76.8	1:47.920		70.05	2.516	14:30:55.984
9 -	32.965	95.3	***43.311***	82.9	38.890	73.7	1:55.166		65.64	9.762	14:32:51.150

P23 178 M (R) Andrew GILLIGAN — Mazda MX-5 Mk1

IDEAL LAP TIME : 1:45.378 BEST LAP TIME : 1:45.378 DIFFERENCE : 0.000

LAP	SECTOR 1		SECTOR 2		SECTOR 3		LAP TIME		MPH	DIFF	TIME OF DAY
1 -		93.5	45.245	***81.4***	31.378	71.9	2:01.007		62.48	15.629	14:18:31.384
2 -	34.082	92.8	43.803	80.7	29.696	75.0	1:47.581		70.27	2.203	14:20:18.965
3 -	32.816	92.6	44.195	80.2	29.359	74.7	1:46.370	**(3)**	71.07	0.992	14:22:05.335
4 -	***32.604***	93.2	***43.544***	80.8	***29.230***	***75.7***	***1:45.378***	**(1)**	***71.74***		***14:23:50.713***
5 -	33.002	***93.8***	43.826	***81.4***	30.447	75.0	1:47.275		70.47	1.897	14:25:37.988
6 -	33.308	92.8	43.830	80.6	29.711	74.1	1:46.849		70.75	1.471	14:27:24.837
7 -	32.664	92.3	44.302	79.0	29.430	75.2	1:46.396		71.06	1.018	14:29:11.233
8 -	32.905	91.9	43.766	80.2	29.521	75.5	1:46.192	**(2)**	71.19	0.814	14:30:57.425
9 -	33.115	90.9	43.828	79.2	37.429	73.2	1:54.372		66.10	8.994	14:32:51.797

P24 60 M (R) Stephen DAVIS — Mazda MX-5 Mk1

IDEAL LAP TIME : BEST LAP TIME : 1:56.355 DIFFERENCE :

LAP	SECTOR 1		SECTOR 2		SECTOR 3		LAP TIME		MPH	DIFF	TIME OF DAY
1 -							2:10.472		57.94	14.117	14:18:40.849
2 -							1:57.244	**(2)**	64.48	0.889	14:20:38.093
3 -							***1:56.355***	**(1)**	***64.97***		***14:22:34.448***
4 -							1:57.431	**(3)**	64.38	1.076	14:24:31.879
5 -							1:57.500		64.34	1.145	14:26:29.379
6 -							1:59.343		63.35	2.988	14:28:28.722
7 -							1:58.628		63.73	2.273	14:30:27.350
8 -							1:58.522		63.79	2.167	14:32:25.872

P25 577 M Chris THELWELL — Mazda MX-5 MK1

IDEAL LAP TIME : 1:41.276 BEST LAP TIME : 1:41.276 DIFFERENCE : 0.000

LAP	SECTOR 1		SECTOR 2		SECTOR 3		LAP TIME		MPH	DIFF	TIME OF DAY
1 -		97.3	42.092	***83.8***	28.818	78.7	1:49.855		68.82	8.579	14:18:20.232
2 -	***31.551***	97.9	***41.487***	83.3	***28.238***	78.5	***1:41.276***	**(1)**	***74.65***		***14:20:01.508***
3 -	31.601	96.8	41.817	82.9	29.532	78.5	1:42.950	**(2)**	73.43	1.674	14:21:44.458
4 -	31.563	***98.3***	41.643	82.8	29.843	***79.1***	1:43.049	**(3)**	73.36	1.773	14:23:27.507
5 -	31.737	97.8	57.761	65.0	IN PIT		2:04.664	**P**	60.64	23.388	14:25:32.171

Weather / Track : Cloudy / Dry

Croft: 2.1001 miles
Date: 06/09/2025 Start: 14:16 Finish: 14:31

Clapham North Mazda MX-5 Clubman Championship

RACE 2 - BEST SECTORS

	SECTOR 1		SECTOR 2		SECTOR 3	
POS	NO	TIME	NO	TIME	NO	TIME
1	23	30.846	28	40.788	8	27.959
2	52	30.856	52	40.889	28	28.006
3	28	30.886	1	41.088	52	28.020
4	6	30.987	6	41.096	6	28.116
5	22	31.084	23	41.099	577	28.238
6	1	31.130	8	41.111	1	28.396
7	59	31.142	22	41.258	33	28.428
8	2	31.160	63	41.342	2	28.439
9	63	31.171	2	41.380	23	28.480
10	8	31.185	577	41.487	63	28.510
11	42	31.426	59	41.510	59	28.514
12	577	31.551	33	41.862	42	28.667
13	33	31.648	75	41.872	79	28.697
14	57	32.012	42	42.050	22	28.707
15	75	32.098	117	42.126	73	29.049
16	34	32.107	79	42.134	117	29.074
17	991	32.125	57	42.168	75	29.123
18	73	32.145	73	42.312	991	29.137
19	117	32.160	991	42.484	10	29.169
20	79	32.185	10	42.494	66	29.208
21	10	32.187	66	42.961	178	29.230
22	3	32.372	34	43.117	57	29.289
23	66	32.462	3	43.311	3	29.356
24	178	32.604	178	43.544	34	29.786
25						

IDEAL / BEST COMPARISON

PERFECT LAP 1:39.593

POS	NO	NAME	IDEAL	BEST	DIFF
1	28	PAICE	1:39.680	1:40.022	0.342
2	52	SIMARD	1:39.765	1:40.099	0.334
3	6	WARRY	1:40.199	1:40.321	0.122
4	8	DEANE	1:40.255	1:40.417	0.162
5	23	TOLLEY	1:40.425	1:40.595	0.170
6	1	GREENSMITH	1:40.614	1:40.857	0.243
7	2	MCLUCKIE	1:40.979	1:41.209	0.230
8	63	GREENWOOD	1:41.023	1:41.143	0.120
9	22	FLOWERS	1:41.049	1:41.336	0.287
10	59	BIRD	1:41.166	1:41.331	0.165
11	577	THELWELL	1:41.276	1:41.276	0.000
12	33	ISTRATE	1:41.938	1:42.430	0.492
13	42	HOY	1:42.143	1:42.319	0.176
14	79	LEACH	1:43.016	1:43.366	0.350
15	75	LE DOYEN	1:43.093	1:43.550	0.457
16	117	MACGREGOR	1:43.360	1:43.668	0.308
17	57	BARLEY	1:43.469	1:44.236	0.767
18	73	LAWRENCE	1:43.506	1:44.196	0.690
19	991	PRIVETT	1:43.746	1:44.280	0.534
20	10	MACGREGOR	1:43.850	1:44.257	0.407
21	66	SCOULLER	1:44.631	1:45.322	0.691
22	34	PEYTO	1:45.010	1:45.010	0.000
23	3	WINSTANLEY	1:45.039	1:45.404	0.365
24	178	GILLIGAN	1:45.378	1:45.378	0.000
25	60	DAVIS		1:56.355	

Weather / Track : Cloudy / Dry

Croft: 2.1001 miles
Date: 06/09/2025 Start: 14:16 Finish: 14:31

Results can be found at www.tsl-timing.com

Printed - 14:34 Saturday, 06 September 2025

Clapham North Mazda MX-5 Clubman Championship

RACE 2 - BEST SPEEDS

	INTERMEDIATE 1			INTERMEDIATE 2			FINISH LINE		
POS	NO	NAME	MPH	NO	NAME	MPH	NO	NAME	MPH
1	22	FLOWERS	100.6	28	PAICE	87.2	6	WARRY	80.2
2	28	PAICE	100.4	23	TOLLEY	86.4	23	TOLLEY	80.1
3	63	GREENWOOD	100.4	63	GREENWOOD	86.4	1	GREENSMITH	80.1
4	59	BIRD	100.3	1	GREENSMITH	86.3	28	PAICE	79.6
5	1	GREENSMITH	100.1	52	SIMARD	86.1	59	BIRD	79.6
6	23	TOLLEY	100.0	42	HOY	85.9	63	GREENWOOD	79.6
7	52	SIMARD	99.8	22	FLOWERS	85.8	8	DEANE	79.1
8	42	HOY	99.4	2	MCLUCKIE	85.8	75	LE DOYEN	79.1
9	6	WARRY	98.8	6	WARRY	85.7	577	THELWELL	79.1
10	577	THELWELL	98.3	59	BIRD	85.5	52	SIMARD	79.0
11	57	BARLEY	98.2	8	DEANE	84.5	22	FLOWERS	78.8
12	2	MCLUCKIE	98.1	33	ISTRATE	84.3	66	SCOULLER	78.8
13	8	DEANE	97.6	75	LE DOYEN	84.3	10	MACGREGOR	78.5
14	75	LE DOYEN	96.9	57	BARLEY	84.3	991	PRIVETT	77.8
15	117	MACGREGOR	96.6	117	MACGREGOR	84.2	57	BARLEY	77.8
16	3	WINSTANLEY	96.6	991	PRIVETT	83.8	42	HOY	77.5
17	33	ISTRATE	96.5	577	THELWELL	83.8	117	MACGREGOR	77.2
18	73	LAWRENCE	96.5	73	LAWRENCE	83.2	3	WINSTANLEY	77.2
19	991	PRIVETT	96.5	3	WINSTANLEY	83.2	2	MCLUCKIE	77.1
20	10	MACGREGOR	96.1	10	MACGREGOR	83.0	33	ISTRATE	77.0
21	66	SCOULLER	95.7	66	SCOULLER	82.7	34	PEYTO	76.4
22	34	PEYTO	95.4	79	LEACH	82.6	73	LAWRENCE	75.8
23	79	LEACH	93.9	34	PEYTO	81.7	178	GILLIGAN	75.7
24	178	GILLIGAN	93.8	178	GILLIGAN	81.4	79	LEACH	74.7
25									
26									
27									
28									

Weather / Track : Cloudy / Dry

Croft: 2.1001 miles
Date: 06/09/2025 Start: 14:16 Finish: 14:31

Results can be found at www.tsl-timing.com

Printed - 14:34 Saturday, 06 September 2025

Clapham North Mazda MX-5 Clubman Championship

RACE 2 - STATISTICS

Competitors Started	25
Planned Start	2025-09-06 @ 14:05:00.000
Actual Start	2025-09-06 @ 14:16:30.376
Finish Time	2025-09-06 @ 14:31:44.102
Track Length	2.1001mi.
Total Laps	220
Total Distance Covered	462.0379mi.

Session Fastest Lap History

NO	CL	NAME	LAP TIME	TIME OF DAY	LAP	VEHICLE
8		**Harry DEANE**	**1:47.579**	14:18:17.971	1	Mazda MX-5 MK1
8		**Harry DEANE**	**1:40.417**	14:19:58.390	2	Mazda MX-5 MK1
52	R	**Paul SIMARD**	**1:40.294**	14:19:59.716	2	Mazda MX-5 Mk1
52	R	**Paul SIMARD**	**1:40.132**	14:21:39.848	3	Mazda MX-5 Mk1
28		**Jake PAICE**	**1:40.022**	14:26:44.927	6	Mazda MX-5 Mk1

Session Leader History

NO	CL	NAME	FROM LAP	LAPS LED	DISTANCE	VEHICLE
8		**Harry DEANE**	1	9	18.90 miles	Mazda MX-5 MK1

Flag History

TYPE	TIME OF DAY
GREEN	14:16:30.376
FINISH	14:31:44.102

Flag Statistics

TYPE	COUNT	TOTAL LAPS	TOTAL TIME
Green	1	9	16:32.923
Red	0	0	0.000
Safety Car	0	0	0.000
FCY	0	0	0.000

Weather / Track : Cloudy / Dry

Croft: 2.1001 miles
Date: 06/09/2025 Start: 14:16 Finish: 14:31

Clapham North Mazda MX-5 Clubman Championship

RACE 2 - STATISTICS

CLASS : 9 Starters

Fastest Lap History

NO	NAME	LAP TIME	TIME OF DAY	LAP	VEHICLE
8	**Harry DEANE**	**1:47.579**	14:18:17.971	1	Mazda MX-5 MK1
8	**Harry DEANE**	**1:40.417**	14:19:58.390	2	Mazda MX-5 MK1
28	**Jake PAICE**	**1:40.215**	14:25:04.905	5	Mazda MX-5 Mk1
28	**Jake PAICE**	**1:40.022**	14:26:44.927	6	Mazda MX-5 Mk1

Leader History

NO	NAME	FROM LAP	LAPS LED	DISTANCE	VEHICLE
8	**Harry DEANE**	1	9	18.90 miles	Mazda MX-5 MK1

Weather / Track : Cloudy / Dry

Croft: 2.1001 miles
Date: 06/09/2025 Start: 14:16 Finish: 14:31

Clapham North Mazda MX-5 Clubman Championship

RACE 2 - STATISTICS

CLASS : M

6 Starters

Fastest Lap History

NO	NAME	LAP TIME	TIME OF DAY	LAP	VEHICLE
23	**Martin TOLLEY**	**1:49.332**	14:18:19.726	1	Mazda MX-5 Mk1
23	**Martin TOLLEY**	**1:40.701**	14:20:00.427	2	Mazda MX-5 Mk1
23	**Martin TOLLEY**	**1:40.595**	14:26:43.966	6	Mazda MX-5 Mk1

Leader History

NO	NAME	FROM LAP	LAPS LED	DISTANCE	VEHICLE
23	**Martin TOLLEY**	1	9	18.90 miles	Mazda MX-5 Mk1

Weather / Track : Cloudy / Dry

Croft: 2.1001 miles
Date: 06/09/2025 Start: 14:16 Finish: 14:31

Clapham North Mazda MX-5 Clubman Championship

RACE 2 - STATISTICS

CLASS : M (R)

4 Starters

Fastest Lap History

NO	NAME	LAP TIME	TIME OF DAY	LAP	VEHICLE
10	**Andrew MACGREGOR**	**1:57.962**	14:18:28.352	1	Mazda MX-5 MK1
10	**Andrew MACGREGOR**	**1:44.257**	14:20:12.609	2	Mazda MX-5 MK1

Leader History

NO	NAME	FROM LAP	LAPS LED	DISTANCE	VEHICLE
10	**Andrew MACGREGOR**	1	9	18.90 miles	Mazda MX-5 MK1

Weather / Track : Cloudy / Dry

Croft: 2.1001 miles
Date: 06/09/2025 Start: 14:16 Finish: 14:31

Clapham North Mazda MX-5 Clubman Championship

RACE 2 - STATISTICS

CLASS : R

6 Starters

Fastest Lap History

NO	NAME	LAP TIME	TIME OF DAY	LAP	VEHICLE
52	**Paul SIMARD**	**1:49.024**	14:18:19.423	1	Mazda MX-5 Mk1
52	**Paul SIMARD**	**1:40.294**	14:19:59.716	2	Mazda MX-5 Mk1
52	**Paul SIMARD**	**1:40.132**	14:21:39.848	3	Mazda MX-5 Mk1
52	**Paul SIMARD**	**1:40.099**	14:28:22.881	7	Mazda MX-5 Mk1

Leader History

NO	NAME	FROM LAP	LAPS LED	DISTANCE	VEHICLE
52	**Paul SIMARD**	1	9	18.90 miles	Mazda MX-5 Mk1

Weather / Track : Cloudy / Dry

Croft: 2.1001 miles
Date: 06/09/2025 Start: 14:16 Finish: 14:31

Clapham North Mazda MX-5 Clubman Championship

RACE 8 - GRID (15 minutes)

ROW 14	27	848	Matthew CROZIER	
	28	5	Jack MAINPRIZE	
ROW 13	25	577	Chris THELWELL	
	26	500	Jordan PIMLEY	
ROW 12	23	178	Andrew GILLIGAN	
	24	60	Stephen DAVIS	
ROW 11	21	34	Joshua PEYTO	
	22	3	Chris WINSTANLEY	
ROW 10	19	66	David SCOULLER	
	20	57	Ryan BARLEY	
ROW 9	17	117	Robert MACGREGOR	
	18	10	Andrew MACGREGOR	
ROW 8	15	73	Adam LAWRENCE	
	16	991	Simon PRIVETT	
ROW 7	13	79	Harrison LEACH	
	14	75	Nick LE DOYEN	
ROW 6	11	42	Ben HOY	
	12	33	Andi ISTRATE	
ROW 5	9	2	Matthew MCLUCKIE	
	10	63	Thomas GREENWOOD	
ROW 4	7	59	Kevin BIRD	
	8	22	Matt FLOWERS	
ROW 3	5	23	Martin TOLLEY	
	6	1	Jonathan GREENSMITH	
ROW 2	3	6	Jack WARRY	
	4	28	Jake PAICE	
ROW 1	1	8	Harry DEANE	
	2	52	Paul SIMARD	

Pole

These results are provisional until the conclusion of any judicial and technical matters.

Croft: 2.1001 miles

Clerk Of Course: Adam Peers	Timekeeper: Stewart Burr	

Results can be found at www.tsl-timing.com

Printed - 14:41 Saturday, 06 September 2025

Clapham North Mazda MX-5 Clubman Championship

RACE 8 - CLASSIFICATION

Race Distance: 9 Laps / 18.90 miles

POS	NO	CL	PIC	NAME	ENTRY	LAPS	TIME	GAP	DIFF	MPH	BEST	ON	GRD	↑↓
1	500		1	Jordan PIMLEY	Mazda MX-5 Mk1	9	15:17.452			74.16	1:40.257	4	26	25
2	6		2	Jack WARRY	Mazda MX-5 MK1	9	15:18.361	0.909	0.909	74.09	1:40.549	8	3	1
3	8		3	Harry DEANE	Mazda MX-5 MK1	9	15:18.633	1.181	0.272	74.07	1:40.633	9	1	-2
4	1	M	1	Jonathan GREENSMITH	Mazda MX-5 Mk1	9	15:21.906	4.454	3.273	73.80	1:41.318	2	6	2
5	23	M	2	Martin TOLLEY	Mazda MX-5 Mk1	9	15:22.639	5.187	0.733	73.75	1:41.188	9	5	0
6	22		4	Matt FLOWERS	Mazda MX-5 Mk1	9	15:24.540	7.088	1.901	73.59	1:41.115	2	8	2
7	28		5	Jake PAICE	Mazda MX-5 Mk1	9	15:25.876	8.424	1.336	73.49	1:40.920	4	4	-3
8	52	R	1	Paul SIMARD	Mazda MX-5 Mk1	9	15:31.703	14.251	5.827	73.03	1:40.762	6	2	-6
9	42	R	2	Ben HOY	Mazda MX-5 Mk1	9	15:34.718	17.266	3.015	72.79	1:42.065	2	11	2
10	63		6	Thomas GREENWOOD	Mazda MX-5 Mk1	9	15:38.472	21.020	3.754	72.50	1:41.729	8	10	0
11	33	R	3	Andi ISTRATE	Mazda MX-5 Mk1	9	15:40.714	23.262	2.242	72.33	1:42.724	8	12	1
12	59		7	Kevin BIRD	Mazda MX-5 Mk1	9	15:45.119	27.667	4.405	71.99	1:42.664	5	7	-5
13	75	M	3	Nick LE DOYEN	Mazda MX-5 MK1	9	15:46.888	29.436	1.769	71.86	1:43.371	8	14	1
14	79	R	4	Harrison LEACH	Mazda MX-5 MK1	9	15:48.215	30.763	1.327	71.76	1:43.168	3	13	-1
15	73		8	Adam LAWRENCE	Mazda MX-5 Mk1	9	15:56.030	38.578	7.815	71.17	1:44.068	4	15	0
16	991	M	4	Simon PRIVETT	Mazda MX-5 Mk1	9	15:57.247	39.795	1.217	71.08	1:44.086	2	16	0
17	117*		9	Robert MACGREGOR	Mazda MX-5 MK1	9	16:00.819	43.367	3.572	70.82	1:43.593	3	17	0
18	10	M (R)	1	Andrew MACGREGOR	Mazda MX-5 MK1	9	16:03.909	46.457	3.090	70.59	1:44.808	3	18	0
19	577	M	5	Chris THELWELL	Mazda MX-5 MK1	9	16:04.237	46.785	0.328	70.56	1:43.032	5	25	6
20	57	R	5	Ryan BARLEY	Mazda MX-5 Mk1	9	16:05.987	48.535	1.750	70.44	1:44.258	4	20	0
21	3	M (R)	2	Chris WINSTANLEY	Mazda MX-5 MK1	9	16:07.074	49.622	1.087	70.36	1:44.980	4	22	1
22	34	R	6	Joshua PEYTO	Mazda MX-5 MK1	9	16:21.149	1:03.697	14.075	69.35	1:44.060	5	21	-1
23	60	M (R)	3	Stephen DAVIS	Mazda MX-5 Mk1	8	16:18.238	1 Lap	1 Lap	61.83	1:56.760	8	24	1
24	178	M (R)	4	Andrew GILLIGAN	Mazda MX-5 Mk1	1	2:17.980	8 Laps	7 Laps	54.79			23	-1

NOT STARTED

NS	2			Matthew MCLUCKIE	Mazda MX-5 MK1								9	
NS	66	M		David SCOULLER	Mazda MX-5 Mk1								19	
NS	848			Matthew CROZIER	Mazda MX-5 Mk1								27	
NS	5	R		Jack MAINPRIZE	Mazda MX-5 MK1								28	

FASTEST LAP

	500			Jordan PIMLEY	Mazda MX-5 Mk1	4	1:40.257	75.41 mph	121.36 kph
	52	R		Paul SIMARD	Mazda MX-5 Mk1	6	1:40.762	75.03 mph	120.75 kph
	23	M		Martin TOLLEY	Mazda MX-5 Mk1	9	1:41.188	74.71 mph	120.24 kph
	10	M (R)		Andrew MACGREGOR	Mazda MX-5 MK1	3	1:44.808	72.13 mph	116.09 kph

No. 117 - 5 second time penalty applied for exceeding track limits

Weather / Track : Cloudy / Dry

These results are provisional until the conclusion of any judicial and technical matters.

Date: 06/09/2025 Start: 18:01 Finish: 18:17
Croft: 2.1001 miles

Clerk Of Course: Adam Peers	Timekeeper: Stewart Burr	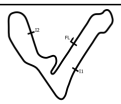

Results can be found at www.tsl-timing.com

Printed - 18:19 Saturday, 06 September 2025

Clapham North Mazda MX-5 Clubman Championship

RACE 8 - LAP CHART

LAP 1		@ 18:03:46.355	LAP 2		@ 18:05:27.507	LAP 3		@ 18:07:08.935	LAP 4		@ 18:08:50.263	LAP 5		@ 18:10:31.529
NO	BEHIND	LAP TIME	NO	BEHIND	LAP TIME	NO	BEHIND	LAP TIME	NO	BEHIND	LAP TIME	NO	BEHIND	LAP TIME
6		1:47.325	**6**		1:41.152	**6**		1:41.428	**6**		1:41.328	**6**		1:41.266
8	0.486	1:47.811	**8**	0.590	1:41.256	**8**	0.648	1:41.486	**8**	0.299	1:40.979	**8**	0.571	1:41.538
28	0.860	1:48.185	**28**	0.976	1:41.268	**28**	1.060	1:41.512	**28**	0.652	1:40.920	**500**	0.886	1:40.852
23	1.468	1:48.793	**23**	1.567	1:41.251	**23**	1.643	1:41.504	**500**	1.300	1:40.257	**28**	1.129	1:41.743
1	1.780	1:49.105	**1**	1.946	1:41.318	**1**	2.366	1:41.848	**1**	2.399	1:41.361	**1**	2.803	1:41.670
22	2.418	1:49.743	**22**	2.381	1:41.115	**500**	2.371	1:40.542	**23**	2.822	1:42.507	**23**	3.345	1:41.789
500	3.822	1:51.147	**500**	3.257	1:40.587	**22**	3.120	1:42.167	**22**	3.553	1:41.761	**22**	4.010	1:41.723
42	4.498	1:51.823	**42**	5.411	1:42.065	**42**	6.522	1:42.539	**42**	8.046	1:42.852	**42**	9.915	1:43.135
75	5.955	1:53.280	**33**	8.658	1:43.128	**33**	10.398	1:43.168	**33**	12.359	1:43.289	**33**	14.513	1:43.420
33	6.682	1:54.007	**75**	9.106	1:44.303	**75**	11.664	1:43.986	**63**	14.882	1:42.929	**52**	15.345	1:41.389
991	7.184	1:54.509	**991**	10.118	1:44.086	**117**	12.825	1:43.593	**59**	15.143	1:42.742	**63**	15.673	1:42.057
117	7.709	1:55.034	**117**	10.660	1:44.103	**63**	13.281	1:42.874	**52**	15.222	1:41.745	**59**	16.541	1:42.664
79	8.411	1:55.736	**63**	11.835	1:43.419	**991**	13.659	1:44.969	**75**	15.861	1:45.525	**75**	18.063	1:43.468
63	9.568	1:56.893	**59**	12.217	1:43.265	**59**	13.729	1:42.940	**117**	16.065	1:44.568	**79**	20.414	1:44.823
10	9.856	1:57.181	**79**	12.795	1:45.536	**79**	14.535	1:43.168	**79**	16.857	1:43.650	**117**	20.620	1:45.821
73	9.874	1:57.199	**73**	13.635	1:44.913	**52**	14.805	1:41.009	**991**	17.318	1:44.987	**991**	21.281	1:45.229
59	10.104	1:57.429	**10**	14.758	1:46.054	**73**	16.648	1:44.441	**73**	19.388	1:44.068	**73**	23.107	1:44.985
34	10.780	1:58.105	**52**	15.224	1:41.472	**10**	18.138	1:44.808	**10**	22.073	1:45.263	**10**	26.241	1:45.434
3	11.989	1:59.314	**34**	16.165	1:46.537	**34**	20.080	1:45.343	**34**	23.747	1:44.995	**34**	26.541	1:44.060
57	13.329	2:00.654	**3**	16.867	1:46.030	**57**	22.722	1:46.932	**57**	25.652	1:44.258	**57**	28.692	1:44.306
52	14.904	2:02.229	**57**	17.218	1:45.041	**3**	23.172	1:47.733	**3**	26.824	1:44.980	**577**	28.854	1:43.032
577	15.573	2:02.898	**577**	18.358	1:43.937	**577**	23.453	1:46.523	**577**	27.088	1:44.963	**3**	31.345	1:45.787
60	26.036	2:13.361	**60**	45.203	2:00.319	**60**	1:02.515	1:58.740	**60**	1:19.999	1:58.812	**60**	1:36.261	1:57.528
178	30.655	2:17.980 **P**												

Weather / Track : Cloudy / Dry

Croft: 2.1001 miles
Date: 06/09/2025 Start: 18:01 Finish: 18:17

Clapham North Mazda MX-5 Clubman Championship

RACE 8 - LAP CHART

LAP 6		@ 18:12:14.392
NO	BEHIND	LAP TIME
500		1:41.977
8	0.077	1:42.369
6	0.168	1:43.031
28	0.350	1:42.084
1	1.396	1:41.456
23	2.018	1:41.536
22	2.721	1:41.574
42	10.170	1:43.118
52	13.244	1:40.762
33	14.957	1:43.307
63	15.086	1:42.276
59	16.517	1:42.839
75	19.254	1:44.054
79	22.006	1:44.455
117	23.892	1:46.135
991	24.145	1:45.727
73	25.091	1:44.847
10	30.545	1:47.167
577	30.833	1:44.842
57	31.571	1:45.742
3	34.555	1:46.073
34	48.036	2:04.358

LAP 7		@ 18:13:55.352
NO	BEHIND	LAP TIME
500		1:40.960
6	0.555	1:41.347
8	0.996	1:41.879
28	2.013	1:42.623
1	2.419	1:41.983
23	2.850	1:41.792
22	3.588	1:41.827
42	11.696	1:42.486
52	13.714	1:41.430
60	1 Lap	2:03.285
63	18.633	1:44.507
33	18.707	1:44.710
59	20.100	1:44.543
75	22.734	1:44.440
79	24.693	1:43.647
117	28.894	1:45.962
73	30.008	1:45.877
991	30.238	1:47.053
10	35.308	1:45.723
577	35.471	1:45.598
57	38.340	1:47.729
3	39.470	1:45.875
34	53.172	1:46.096

LAP 8		@ 18:15:35.848
NO	BEHIND	LAP TIME
500		1:40.496
6	0.608	1:40.549
8	1.182	1:40.682
1	3.316	1:41.393
23	4.633	1:42.279
28	4.655	1:43.138
22	5.097	1:42.005
52	14.055	1:40.837
42	14.435	1:43.235
63	19.866	1:41.729
33	20.935	1:42.724
59	24.213	1:44.609
75	25.609	1:43.371
79	27.779	1:43.582
117	33.852	1:45.454
73	34.329	1:44.817
991	35.215	1:45.473
10	40.975	1:46.163
577	41.022	1:46.047
57	42.941	1:45.097
60	1 Lap	2:09.433
3	44.889	1:45.915
34	58.988	1:46.312

LAP 9		@ 18:17:16.482
NO	BEHIND	LAP TIME
500		1:40.634
6	0.909	1:40.935
8	1.181	1:40.633
1	4.454	1:41.772
23	5.187	1:41.188
22	7.088	1:42.625
28	8.424	1:44.403
52	14.251	1:40.830
42	17.266	1:43.465
63	21.020	1:41.788
33	23.262	1:42.961
59	27.667	1:44.088
75	29.436	1:44.461
79	30.763	1:43.618
117	38.367	1:45.149
73	38.578	1:44.883
991	39.795	1:45.214
10	46.457	1:46.116
577	46.785	1:46.397
57	48.535	1:46.228
3	49.622	1:45.367
60	1 Lap	1:56.760
34	1:03.697	1:45.343

Weather / Track : Cloudy / Dry

Croft: 2.1001 miles
Date: 06/09/2025 Start: 18:01 Finish: 18:17

Clapham North Mazda MX-5 Clubman Championship

RACE 8 - POSITION CHART WITH INTERMEDIATES

No	Name	Lap / Pos	L0 - Int1 M	L0 - Int2 M	L1 - Finish	L1 - Int1 M	L1 - Int2 M	L2 - Finish	L2 - Int1 M	L2 - Int2 M	L3 - Finish	L3 - Int1 M	L3 - Int2 M	L4 - Finish	L4 - Int1 M	L4 - Int2 M	L5 - Finish	L5 - Int1 M	L5 - Int2 M	L6 - Finish	L6 - Int1 M	L6 - Int2 M	L7 - Finish	L7 - Int1 M	L7 - Int2 M	L8 - Finish	L8 - Int1 M	L8 - Int2 M	L9 - Finish
8	DEANE	1	6	6	6	6	6	6	6	6	6	6	6	6	6	6	6	6	6	500	500	500	500	500	500	500	500	500	500
52	SIMARD	2	8	8	8	8	8	8	8	8	8	8	8	8	8	8	8	500	500	8	6	6	6	6	6	6	6	6	6
6	WARRY	3	28	28	28	28	28	28	28	28	28	28	28	28	28	28	500	8	8	6	8	8	8	8	8	8	8	8	8
28	PAICE	4	23	23	23	23	23	23	23	23	23	23	500	500	500	500	28	28	28	28	28	28	28	28	1	1	1	1	1
23	TOLLEY	5	1	1	1	1	1	1	1	1	1	500	23	1	1	1	1	1	1	1	1	1	1	1	28	23	23	23	23
1	GREENSMITH	6	63	22	22	22	22	22	22	500	500	1	1	23	23	23	23	23	23	23	23	23	23	23	23	28	28	22	22
59	BIRD	7	59	42	500	500	500	500	500	22	22	22	22	22	22	22	22	22	22	22	22	22	22	22	22	22	22	28	28
22	FLOWERS	8	22	500	42	42	42	42	42	42	42	42	42	42	42	42	42	42	42	42	42	42	42	42	42	52	52	52	52
2	MCLUCKIE	9	42	75	75	75	75	33	33	33	33	33	33	33	33	33	33	33	52	52	52	52	52	52	52	42	42	42	42
63	GREENWOOD	10	75	33	33	33	33	75	75	75	75	75	75	63	63	63	52	52	33	33	33	33	63	63	63	63	63	63	63
42	HOY	11	500	991	991	991	991	991	991	991	117	117	63	59	52	52	63	63	63	63	63	63	33	33	33	33	33	33	33
33	ISTRATE	12	991	117	117	117	117	117	117	117	63	63	59	52	59	59	59	59	59	59	59	59	59	59	59	59	59	59	59
79	LEACH	13	33	79	79	79	63	63	63	63	991	59	52	75	75	75	75	75	75	75	75	75	75	75	75	75	75	75	75
75	LE DOYEN	14	117	10	63	63	79	59	59	59	59	991	117	117	117	117	79	79	79	79	79	79	79	79	79	79	79	79	79
73	LAWRENCE	15	79	73	10	59	59	79	79	79	79	52	991	79	79	79	117	117	117	117	117	117	117	117	117	117	117	117	117
991	PRIVETT	16	10	63	73	73	73	73	73	52	52	79	79	991	991	991	991	991	991	991	991	991	73	73	73	73	73	73	73
117	MACGREGOR	17	73	59	59	10	10	10	52	73	73	73	73	73	73	73	73	73	73	73	73	73	991	991	991	991	991	991	991
10	MACGREGOR	18	34	34	34	34	34	52	10	10	10	10	10	10	10	10	10	10	10	10	10	10	10	10	10	10	10	10	10
66	SCOULLER	19	3	3	3	3	52	34	34	34	34	34	34	34	34	34	34	577	577	577	577	577	577	577	577	577	577	577	577
57	BARLEY	20	57	57	57	52	3	3	3	3	57	57	57	57	57	57	57	57	57	57	57	57	57	57	57	57	57	57	57
34	PEYTO	21	60	577	52	57	57	57	57	57	3	3	3	3	577	577	577	3	3	3	3	3	3	3	3	3	3	3	3
3	WINSTANLEY	22	577	52	577	577	577	577	577	577	577	577	577	577	3	3	3	34	34	34	34	34	34	34	34	34	34	34	34
178	GILLIGAN	23	178	60	60	60	60	60	60	60	60	60	60	60	60	60	60	60	60	60	60	60	60	60	60	60			
60	DAVIS	24	52	178																									
577	THELWELL	25																											
500	PIMLEY	26																											
848	CROZIER	27																											
5	MAINPRIZE	28																											

Weather / Track : Cloudy / Dry

Croft: 2.1001 miles
Date: 06/09/2025 Start: 18:01 Finish: 18:17

Results can be found at www.tsl-timing.com

Printed - 18:19 Saturday, 06 September 2025

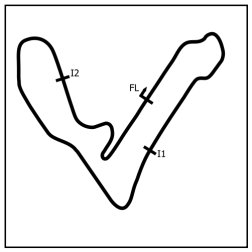

Clapham North Mazda MX-5 Clubman Championship

RACE 8 - SECTOR ANALYSIS

SECTOR 1 = FL to I1, SECTOR 2 = I1 to I2, SECTOR 3 = I2 to FL, DIFF = Difference To Personal Best Lap, P = Crossed Finish Line in Pit Lane, D = Time Disallowed

P1 500 Jordan PIMLEY — Mazda MX-5 Mk1

IDEAL LAP TIME : 1:39.941 BEST LAP TIME : 1:40.257 DIFFERENCE : 0.316

LAP	SECTOR 1		SECTOR 2		SECTOR 3		LAP TIME	MPH	DIFF	TIME OF DAY
1 -		98.5	41.745	84.9	28.533	78.9	1:51.147	68.02	10.890	18:03:50.177
2 -	31.093	99.2	40.967	82.1	28.527	79.5	1:40.587	75.16	0.330	18:05:30.764
3 -	30.912	101.2	40.919	***85.9***	28.711	***80.6***	1:40.542 **(3)**	75.19	0.285	18:07:11.306
4 -	***30.864***	***101.3***	41.165	83.6	28.228	79.5	***1:40.257*** **(1)**	***75.41***		***18:08:51.563***
5 -	30.999	101.2	***40.866***	***85.9***	28.987	78.7	1:40.852	74.96	0.595	18:10:32.415
6 -	31.012	100.0	41.375	83.8	29.590	78.0	1:41.977	74.14	1.720	18:12:14.392
7 -	31.453	98.6	41.226	83.3	28.281	78.6	1:40.960	74.88	0.703	18:13:55.352
8 -	31.164	98.2	41.116	84.0	28.216	78.6	1:40.496 **(2)**	75.23	0.239	18:15:35.848
9 -	31.269	98.2	41.154	84.2	***28.211***	79.3	1:40.634	75.12	0.377	18:17:16.482

P2 6 Jack WARRY — Mazda MX-5 MK1

IDEAL LAP TIME : 1:40.507 BEST LAP TIME : 1:40.549 DIFFERENCE : 0.042

LAP	SECTOR 1		SECTOR 2		SECTOR 3		LAP TIME	MPH	DIFF	TIME OF DAY
1 -		95.5	41.596	83.3	28.520	78.9	1:47.325	70.44	6.776	18:03:46.355
2 -	31.558	96.4	41.174	84.8	28.420	***79.2***	1:41.152 **(3)**	74.74	0.603	18:05:27.507
3 -	31.639	98.1	41.379	84.8	28.410	78.7	1:41.428	74.54	0.879	18:07:08.935
4 -	31.467	96.9	41.340	84.0	28.521	77.9	1:41.328	74.61	0.779	18:08:50.263
5 -	31.319	***100.1***	41.185	84.5	28.762	78.2	1:41.266	74.66	0.717	18:10:31.529
6 -	31.331	97.3	41.506	83.7	30.194	78.9	1:43.031	73.38	2.482	18:12:14.560
7 -	31.624	99.5	***41.096***	***85.8***	28.627	79.1	1:41.347	74.60	0.798	18:13:55.907
8 -	***31.154***	98.6	41.138	85.4	***28.257***	78.7	***1:40.549*** **(1)**	***75.19***		***18:15:36.456***
9 -	31.167	98.6	41.175	84.8	28.593	78.3	1:40.935 **(2)**	74.90	0.386	18:17:17.391

P3 8 Harry DEANE — Mazda MX-5 MK1

IDEAL LAP TIME : 1:40.435 BEST LAP TIME : 1:40.633 DIFFERENCE : 0.198

LAP	SECTOR 1		SECTOR 2		SECTOR 3		LAP TIME	MPH	DIFF	TIME OF DAY
1 -		98.1	41.196	86.1	28.860	***78.8***	1:47.811	70.12	7.178	18:03:46.841
2 -	31.458	99.5	***41.054***	***86.2***	28.744	78.6	1:41.256	74.66	0.623	18:05:28.097
3 -	31.148	***100.1***	41.630	83.5	28.708	78.4	1:41.486	74.49	0.853	18:07:09.583
4 -	31.321	98.3	41.142	84.4	28.516	78.2	1:40.979 **(3)**	74.87	0.346	18:08:50.562
5 -	***31.115***	99.4	41.210	85.8	29.213	77.0	1:41.538	74.46	0.905	18:10:32.100
6 -	31.662	99.2	41.222	84.9	29.485	76.7	1:42.369	73.85	1.736	18:12:14.469
7 -	32.188	99.7	41.225	85.2	28.466	77.3	1:41.879	74.21	1.246	18:13:56.348
8 -	31.305	98.5	41.111	85.1	***28.266***	77.4	1:40.682 **(2)**	75.09	0.049	18:15:37.030
9 -	31.214	98.5	41.062	85.1	28.357	77.1	***1:40.633*** **(1)**	***75.13***		***18:17:17.663***

P4 1 M Jonathan GREENSMITH — Mazda MX-5 Mk1

IDEAL LAP TIME : 1:40.967 BEST LAP TIME : 1:41.318 DIFFERENCE : 0.351

LAP	SECTOR 1		SECTOR 2		SECTOR 3		LAP TIME	MPH	DIFF	TIME OF DAY
1 -		98.9	41.575	84.6	28.820	79.5	1:49.105	69.29	7.787	18:03:48.135
2 -	31.412	99.5	***41.112***	***85.3***	28.794	79.1	***1:41.318*** **(1)**	***74.62***		***18:05:29.453***
3 -	31.487	99.5	41.406	85.0	28.955	***80.5***	1:41.848	74.23	0.530	18:07:11.301
4 -	31.484	100.0	41.282	84.9	28.595	78.7	1:41.361 **(2)**	74.59	0.043	18:08:52.662
5 -	31.530	99.2	41.507	85.0	28.633	78.3	1:41.670	74.36	0.352	18:10:34.332
6 -	31.434	98.8	41.202	84.8	28.820	78.4	1:41.456	74.52	0.138	18:12:15.788
7 -	***31.332***	***101.0***	41.625	84.0	29.026	78.6	1:41.983	74.13	0.665	18:13:57.771
8 -	31.379	100.4	41.491	84.0	***28.523***	78.3	1:41.393 **(3)**	74.56	0.075	18:15:39.164
9 -	31.449	97.6	41.675	83.9	28.648	77.9	1:41.772	74.28	0.454	18:17:20.936

Weather / Track : Cloudy / Dry

Croft: 2.1001 miles
Date: 06/09/2025 Start: 18:01 Finish: 18:17

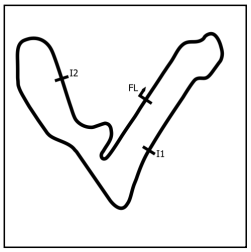

Clapham North Mazda MX-5 Clubman Championship

RACE 8 - SECTOR ANALYSIS

SECTOR 1 = FL to I1, SECTOR 2 = I1 to I2, SECTOR 3 = I2 to FL, DIFF = Difference To Personal Best Lap, P = Crossed Finish Line in Pit Lane, D = Time Disallowed

P5 23 M Martin TOLLEY — Mazda MX-5 Mk1

IDEAL LAP TIME : 1:40.642 BEST LAP TIME : 1:41.188 DIFFERENCE : 0.546

LAP	SECTOR 1		SECTOR 2		SECTOR 3		LAP TIME	MPH	DIFF	TIME OF DAY
1 -		98.5	41.240	84.5	29.243	78.9	1:48.793	69.49	7.605	18:03:47.823
2 -	31.225	98.9	41.232	85.2	28.794	***79.5***	1:41.251 **(2)**	74.67	0.063	18:05:29.074
3 -	31.113	100.6	***41.055***	85.0	29.336	79.3	1:41.504 **(3)**	74.48	0.316	18:07:10.578
4 -	31.203	100.0	42.183	81.2	29.121	79.2	1:42.507	73.75	1.319	18:08:53.085
5 -	31.332	100.4	41.402	***86.5***	29.055	78.7	1:41.789	74.27	0.601	18:10:34.874
6 -	***31.087***	100.7	41.286	85.2	29.163	78.0	1:41.536	74.46	0.348	18:12:16.410
7 -	31.088	***101.2***	41.406	85.3	29.298	78.4	1:41.792	74.27	0.604	18:13:58.202
8 -	31.235	100.1	41.834	86.1	29.210	76.8	1:42.279	73.92	1.091	18:15:40.481
9 -	31.504	98.8	41.184	84.8	***28.500***	77.5	***1:41.188*** **(1)**	***74.71***		***18:17:21.669***

P6 22 Matt FLOWERS — Mazda MX-5 Mk1

IDEAL LAP TIME : 1:40.887 BEST LAP TIME : 1:41.115 DIFFERENCE : 0.228

LAP	SECTOR 1		SECTOR 2		SECTOR 3		LAP TIME	MPH	DIFF	TIME OF DAY
1 -		98.2	41.421	84.8	28.714	78.3	1:49.743	68.89	8.628	18:03:48.773
2 -	***31.229***	***99.1***	***41.052***	***85.4***	28.834	***78.5***	***1:41.115*** **(1)**	***74.77***		***18:05:29.888***
3 -	31.449	98.6	41.737	84.9	28.981	77.9	1:42.167	74.00	1.052	18:07:12.055
4 -	31.497	98.2	41.490	84.3	28.774	77.7	1:41.761	74.29	0.646	18:08:53.816
5 -	31.481	98.8	41.323	84.3	28.919	77.8	1:41.723 **(3)**	74.32	0.608	18:10:35.539
6 -	31.456	98.3	41.446	83.9	28.672	78.3	1:41.574 **(2)**	74.43	0.459	18:12:17.113
7 -	31.277	98.8	41.944	84.7	***28.606***	77.7	1:41.827	74.24	0.712	18:13:58.940
8 -	31.382	98.3	41.502	85.1	29.121	78.2	1:42.005	74.12	0.890	18:15:40.945
9 -	32.123	98.8	41.748	84.6	28.754	76.7	1:42.625	73.67	1.510	18:17:23.570

P7 28 Jake PAICE — Mazda MX-5 Mk1

IDEAL LAP TIME : 1:40.651 BEST LAP TIME : 1:40.920 DIFFERENCE : 0.269

LAP	SECTOR 1		SECTOR 2		SECTOR 3		LAP TIME	MPH	DIFF	TIME OF DAY
1 -		99.7	41.192	***87.1***	29.069	78.4	1:48.185	69.88	7.265	18:03:47.215
2 -	31.223	***100.6***	41.058	86.9	28.987	78.6	1:41.268 **(2)**	74.65	0.348	18:05:28.483
3 -	31.197	100.0	41.374	83.7	28.941	78.5	1:41.512 **(3)**	74.48	0.592	18:07:09.995
4 -	31.325	99.8	***40.989***	84.5	***28.606***	***78.7***	***1:40.920*** **(1)**	***74.91***		***18:08:50.915***
5 -	***31.056***	100.3	41.103	86.0	29.584	77.5	1:41.743	74.31	0.823	18:10:32.658
6 -	31.635	98.6	41.108	85.0	29.341	78.5	1:42.084	74.06	1.164	18:12:14.742
7 -	32.156	100.1	41.766	83.5	28.701	77.9	1:42.623	73.67	1.703	18:13:57.365
8 -	31.697	100.3	42.108	84.2	29.333	78.2	1:43.138	73.30	2.218	18:15:40.503
9 -	32.183	99.4	43.072	81.0	29.148	78.2	1:44.403	72.41	3.483	18:17:24.906

P8 52 R Paul SIMARD — Mazda MX-5 Mk1

IDEAL LAP TIME : 1:39.868 BEST LAP TIME : 1:40.762 DIFFERENCE : 0.894

LAP	SECTOR 1		SECTOR 2		SECTOR 3		LAP TIME	MPH	DIFF	TIME OF DAY
1 -		92.3	42.005	85.1	***27.948***	77.8	2:02.229	61.85	21.467	18:04:01.259
2 -	31.179	100.1	41.208	85.0	29.085	76.5	1:41.472	74.50	0.710	18:05:42.731
3 -	31.584	98.8	***40.875***	***86.4***	28.550	75.5	1:41.009	74.85	0.247	18:07:23.740
4 -	***31.045***	***102.2***	41.684	84.0	29.016	78.2	1:41.745	74.30	0.983	18:09:05.485
5 -	31.525	98.9	41.074	84.9	28.790	78.3	1:41.389	74.57	0.627	18:10:46.874
6 -	31.307	97.6	41.331	85.0	28.124	78.0	***1:40.762*** **(1)**	***75.03***		***18:12:27.636***
7 -	31.477	97.3	41.691	83.4	28.262	78.2	1:41.430	74.54	0.668	18:14:09.066
8 -	31.177	99.1	41.090	85.1	28.570	77.2	1:40.837 **(3)**	74.97	0.075	18:15:49.903
9 -	31.371	97.5	41.148	85.0	28.311	***78.5***	1:40.830 **(2)**	74.98	0.068	18:17:30.733

Weather / Track : Cloudy / Dry

Croft: 2.1001 miles
Date: 06/09/2025 Start: 18:01 Finish: 18:17

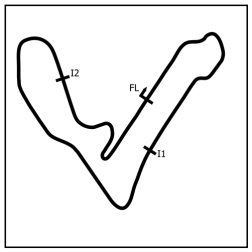

Clapham North Mazda MX-5 Clubman Championship

RACE 8 - SECTOR ANALYSIS

SECTOR 1 = FL to I1, SECTOR 2 = I1 to I2, SECTOR 3 = I2 to FL, DIFF = Difference To Personal Best Lap, P = Crossed Finish Line in Pit Lane, D = Time Disallowed

P9 42 R Ben HOY — Mazda MX-5 Mk1

IDEAL LAP TIME : 1:41.999 BEST LAP TIME : 1:42.065 DIFFERENCE : 0.066

LAP	SECTOR 1		SECTOR 2		SECTOR 3		LAP TIME	MPH	DIFF	TIME OF DAY
1 -		97.3	42.209	83.8	29.594	***77.7***	1:51.823	67.61	9.758	18:03:50.853
2 -	***31.513***	97.5	***41.743***	84.3	28.809	76.3	***1:42.065*** **(1)**	***74.07***		***18:05:32.918***
3 -	31.825	97.5	41.841	83.9	28.873	76.4	1:42.539 **(3)**	73.73	0.474	18:07:15.457
4 -	31.901	96.8	42.208	83.8	***28.743***	76.6	1:42.852	73.50	0.787	18:08:58.309
5 -	31.820	97.1	42.192	83.7	29.123	75.5	1:43.135	73.30	1.070	18:10:41.444
6 -	32.019	96.2	42.252	83.3	28.847	75.6	1:43.118	73.32	1.053	18:12:24.562
7 -	31.632	96.4	41.987	***84.8***	28.867	75.4	1:42.486 **(2)**	73.77	0.421	18:14:07.048
8 -	31.745	96.5	42.111	83.4	29.379	77.5	1:43.235	73.23	1.170	18:15:50.283
9 -	31.613	***98.2***	42.578	83.4	29.274	75.4	1:43.465	73.07	1.400	18:17:33.748

P10 63 Thomas GREENWOOD — Mazda MX-5 Mk1

IDEAL LAP TIME : 1:40.852 BEST LAP TIME : 1:41.729 DIFFERENCE : 0.877

LAP	SECTOR 1		SECTOR 2		SECTOR 3		LAP TIME	MPH	DIFF	TIME OF DAY
1 -		100.1	48.067	71.9	29.941	78.2	1:56.893	64.67	15.164	18:03:55.923
2 -	31.424	***100.6***	42.436	81.5	29.559	78.2	1:43.419	73.10	1.690	18:05:39.342
3 -	31.539	99.7	42.014	85.8	29.321	***79.7***	1:42.874	73.49	1.145	18:07:22.216
4 -	31.510	99.8	41.862	81.2	29.557	78.3	1:42.929	73.45	1.200	18:09:05.145
5 -	31.555	98.8	***41.174***	85.8	29.328	79.1	1:42.057 **(3)**	74.08	0.328	18:10:47.202
6 -	***31.322***	100.1	41.866	85.4	29.088	78.9	1:42.276	73.92	0.547	18:12:29.478
7 -	33.139	97.5	42.229	***86.0***	29.139	77.7	1:44.507	72.34	2.778	18:14:13.985
8 -	31.778	96.9	41.595	83.6	***28.356***	77.9	***1:41.729*** **(1)**	***74.32***		***18:15:55.714***
9 -	31.633	98.2	41.523	83.7	28.632	78.4	1:41.788 **(2)**	74.27	0.059	18:17:37.502

P11 33 R Andi ISTRATE — Mazda MX-5 Mk1

IDEAL LAP TIME : 1:42.455 BEST LAP TIME : 1:42.724 DIFFERENCE : 0.269

LAP	SECTOR 1		SECTOR 2		SECTOR 3		LAP TIME	MPH	DIFF	TIME OF DAY
1 -		94.5	42.336	***83.0***	29.948	74.7	1:54.007	66.31	11.283	18:03:53.037
2 -	32.211	96.6	41.751	82.8	29.166	***76.4***	1:43.128 **(3)**	73.31	0.404	18:05:36.165
3 -	32.081	96.1	42.014	82.5	29.073	74.1	1:43.168	73.28	0.444	18:07:19.333
4 -	32.212	94.5	42.058	82.0	29.019	74.3	1:43.289	73.19	0.565	18:09:02.622
5 -	32.374	93.5	42.114	81.8	28.932	74.1	1:43.420	73.10	0.696	18:10:46.042
6 -	***32.054***	***97.1***	42.149	82.4	29.104	74.9	1:43.307	73.18	0.583	18:12:29.349
7 -	33.119	93.8	42.249	81.4	29.342	73.8	1:44.710	72.20	1.986	18:14:14.059
8 -	32.323	95.4	***41.625***	82.6	***28.776***	74.6	***1:42.724*** **(1)**	***73.60***		***18:15:56.783***
9 -	32.102	95.1	41.904	81.6	28.955	75.0	1:42.961 **(2)**	73.43	0.237	18:17:39.744

P12 59 Kevin BIRD — Mazda MX-5 Mk1

IDEAL LAP TIME : 1:41.781 BEST LAP TIME : 1:42.664 DIFFERENCE : 0.883

LAP	SECTOR 1		SECTOR 2		SECTOR 3		LAP TIME	MPH	DIFF	TIME OF DAY
1 -		100.7	48.151	65.7	30.147	***79.7***	1:57.429	64.38	14.765	18:03:56.459
2 -	31.454	***101.0***	42.379	80.5	29.432	77.1	1:43.265	73.21	0.601	18:05:39.724
3 -	31.605	100.4	41.813	85.5	29.522	78.9	1:42.940	73.44	0.276	18:07:22.664
4 -	***31.419***	100.9	41.578	84.4	29.745	77.3	1:42.742 **(2)**	73.58	0.078	18:09:05.406
5 -	31.918	100.9	41.754	85.0	***28.992***	77.5	***1:42.664*** **(1)**	***73.64***		***18:10:48.070***
6 -	31.582	99.2	***41.370***	***85.7***	29.887	76.4	1:42.839 **(3)**	73.51	0.175	18:12:30.909
7 -	32.453	96.6	42.583	84.0	29.507	76.2	1:44.543	72.32	1.879	18:14:15.452
8 -	32.644	95.5	42.368	83.4	29.597	76.1	1:44.609	72.27	1.945	18:16:00.061
9 -	32.518	95.8	42.345	84.2	29.225	75.8	1:44.088	72.63	1.424	18:17:44.149

Weather / Track : Cloudy / Dry

Croft: 2.1001 miles
Date: 06/09/2025 Start: 18:01 Finish: 18:17

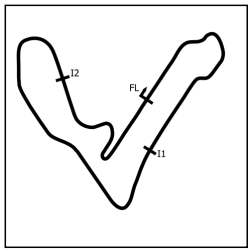

Clapham North Mazda MX-5 Clubman Championship

RACE 8 - SECTOR ANALYSIS

SECTOR 1 = FL to I1, SECTOR 2 = I1 to I2, SECTOR 3 = I2 to FL, DIFF = Difference To Personal Best Lap, P = Crossed Finish Line in Pit Lane, D = Time Disallowed

P13 75 M Nick LE DOYEN — Mazda MX-5 MK1

IDEAL LAP TIME : 1:43.081 BEST LAP TIME : 1:43.371 DIFFERENCE : 0.290

LAP	SECTOR 1		SECTOR 2		SECTOR 3		LAP TIME		MPH	DIFF	TIME OF DAY
1 -		96.2	43.251	82.4	29.432	77.5	1:53.280		66.74	9.909	18:03:52.310
2 -	32.336	94.7	42.183	83.5	29.784	***78.5***	1:44.303		72.48	0.932	18:05:36.613
3 -	32.323	97.3	***42.139***	***83.7***	29.524	77.4	1:43.986	**(3)**	72.70	0.615	18:07:20.599
4 -	32.437	95.7	42.380	81.4	30.708	78.1	1:45.525		71.64	2.154	18:09:06.124
5 -	32.018	***97.5***	42.269	83.4	29.181	76.9	1:43.468	**(2)**	73.07	0.097	18:10:49.592
6 -	32.474	95.5	42.341	82.9	29.239	77.0	1:44.054		72.66	0.683	18:12:33.646
7 -	32.627	94.9	42.451	82.9	29.362	77.4	1:44.440		72.39	1.069	18:14:18.086
8 -	***31.974***	96.9	42.429	82.7	***28.968***	77.3	***1:43.371***	**(1)**	***73.14***		***18:16:01.457***
9 -	32.525	95.0	42.301	82.9	29.635	76.8	1:44.461		72.37	1.090	18:17:45.918

P14 79 R Harrison LEACH — Mazda MX-5 MK1

IDEAL LAP TIME : 1:42.970 BEST LAP TIME : 1:43.168 DIFFERENCE : 0.198

LAP	SECTOR 1		SECTOR 2		SECTOR 3		LAP TIME		MPH	DIFF	TIME OF DAY
1 -		93.7	42.907	80.7	30.481	71.4	1:55.736		65.32	12.568	18:03:54.766
2 -	32.200	94.3	43.200	77.2	30.136	74.2	1:45.536		71.64	2.368	18:05:40.302
3 -	32.061	93.7	***42.219***	***82.3***	28.888	74.1	***1:43.168***	**(1)**	***73.28***		***18:07:23.470***
4 -	32.228	94.2	42.305	82.2	29.117	***74.3***	1:43.650		72.94	0.482	18:09:07.120
5 -	***32.016***	93.9	43.012	78.3	29.795	73.1	1:44.823		72.12	1.655	18:10:51.943
6 -	33.107	***94.7***	42.502	81.5	28.846	74.2	1:44.455		72.38	1.287	18:12:36.398
7 -	32.201	92.0	42.577	81.7	28.869	***74.3***	1:43.647		72.94	0.479	18:14:20.045
8 -	32.612	90.3	42.235	81.3	***28.735***	74.3	1:43.582	**(2)**	72.99	0.414	18:16:03.627
9 -	32.320	92.0	42.550	81.7	28.748	74.0	1:43.618	**(3)**	72.96	0.450	18:17:47.245

P15 73 Adam LAWRENCE — Mazda MX-5 Mk1

IDEAL LAP TIME : 1:43.561 BEST LAP TIME : 1:44.068 DIFFERENCE : 0.507

LAP	SECTOR 1		SECTOR 2		SECTOR 3		LAP TIME		MPH	DIFF	TIME OF DAY
1 -		93.2	43.687	77.4	30.392	72.0	1:57.199		64.51	13.131	18:03:56.229
2 -	32.937	94.7	42.683	82.2	29.293	74.3	1:44.913		72.06	0.845	18:05:41.142
3 -	32.470	94.5	42.791	82.8	29.180	73.7	1:44.441	**(2)**	72.39	0.373	18:07:25.583
4 -	32.577	93.9	42.678	82.2	***28.813***	74.2	***1:44.068***	**(1)**	***72.65***		***18:09:09.651***
5 -	32.727	93.5	42.910	82.2	29.348	73.4	1:44.985		72.01	0.917	18:10:54.636
6 -	32.286	94.3	42.610	83.4	29.951	73.1	1:44.847		72.11	0.779	18:12:39.483
7 -	***32.228***	***95.8***	***42.520***	***84.9***	31.129	71.1	1:45.877		71.40	1.809	18:14:25.360
8 -	32.792	93.8	42.803	81.8	29.222	***75.1***	1:44.817	**(3)**	72.13	0.749	18:16:10.177
9 -	32.511	94.1	43.078	81.9	29.294	74.9	1:44.883		72.08	0.815	18:17:55.060

P16 991 M Simon PRIVETT — Mazda MX-5 Mk1

IDEAL LAP TIME : 1:43.372 BEST LAP TIME : 1:44.086 DIFFERENCE : 0.714

LAP	SECTOR 1		SECTOR 2		SECTOR 3		LAP TIME		MPH	DIFF	TIME OF DAY
1 -		95.7	43.665	82.4	29.912	***76.8***	1:54.509		66.02	10.423	18:03:53.539
2 -	32.261	96.6	***42.080***	82.4	29.745	76.1	***1:44.086***	**(1)**	***72.63***		***18:05:37.625***
3 -	32.249	95.4	42.593	83.0	30.127	75.4	1:44.969	**(2)**	72.02	0.883	18:07:22.594
4 -	***32.173***	***97.6***	42.713	81.5	30.101	75.6	1:44.987	**(3)**	72.01	0.901	18:09:07.581
5 -	32.343	96.0	42.544	81.4	30.342	74.7	1:45.229		71.84	1.143	18:10:52.810
6 -	32.851	95.3	43.165	82.6	29.711	76.1	1:45.727		71.51	1.641	18:12:38.537
7 -	32.973	95.1	42.555	***83.7***	31.525	72.8	1:47.053		70.62	2.967	18:14:25.590
8 -	32.980	94.9	43.374	82.4	***29.119***	74.8	1:45.473		71.68	1.387	18:16:11.063
9 -	32.797	93.4	42.374	83.2	30.043	74.8	1:45.214		71.85	1.128	18:17:56.277

Weather / Track : Cloudy / Dry

Croft: 2.1001 miles
Date: 06/09/2025 Start: 18:01 Finish: 18:17

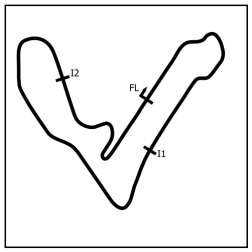

Clapham North Mazda MX-5 Clubman Championship

RACE 8 - SECTOR ANALYSIS

SECTOR 1 = FL to I1, SECTOR 2 = I1 to I2, SECTOR 3 = I2 to FL, DIFF = Difference To Personal Best Lap, P = Crossed Finish Line in Pit Lane, D = Time Disallowed

P17 117 Robert MACGREGOR — Mazda MX-5 MK1

IDEAL LAP TIME : 1:43.351 BEST LAP TIME : 1:43.593 DIFFERENCE : 0.242

LAP	SECTOR 1		SECTOR 2		SECTOR 3		LAP TIME		MPH	DIFF	TIME OF DAY
1 -		94.1	42.934	81.9	30.028	75.1	1:55.034		65.72	11.441	18:03:54.064
2 -	32.194	97.1	***42.386***	78.3	29.523	***76.7***	1:44.103	**(2)**	72.62	0.510	18:05:38.167
3 -	32.001	***97.3***	42.468	***84.7***	***29.124***	76.6	***1:43.593***	**(1)**	***72.98***		***18:07:21.760***
4 -	***31.841***	96.6	43.136	82.6	29.591	76.6	1:44.568	**(3)**	72.30	0.975	18:09:06.328
5 -	32.144	96.8	43.557	78.6	30.120	76.1	1:45.821		71.44	2.228	18:10:52.149
6 -	32.999	95.1	43.137	81.0	29.999	74.8	1:46.135		71.23	2.542	18:12:38.284
7 -	32.708	93.8	42.756	81.7	30.498	71.8	1:45.962		71.35	2.369	18:14:24.246
8 -	33.091	93.3	42.802	79.3	29.561	74.6	1:45.454		71.69	1.861	18:16:09.700
9 -	32.560	93.5	43.103	79.9	29.486	72.9	1:45.149		71.90	1.556	18:17:54.849

P18 10 M (R) Andrew MACGREGOR — Mazda MX-5 MK1

IDEAL LAP TIME : 1:44.519 BEST LAP TIME : 1:44.808 DIFFERENCE : 0.289

LAP	SECTOR 1		SECTOR 2		SECTOR 3		LAP TIME		MPH	DIFF	TIME OF DAY
1 -		96.4	44.032	78.3	30.556	73.6	1:57.181		64.52	12.373	18:03:56.211
2 -	33.213	***98.1***	43.506	81.8	29.335	***77.9***	1:46.054		71.29	1.246	18:05:42.265
3 -	32.743	96.8	***42.888***	***82.1***	***29.177***	77.5	***1:44.808***	**(1)**	***72.13***		***18:07:27.073***
4 -	***32.454***	96.0	43.213	81.9	29.596	77.0	1:45.263	**(2)**	71.82	0.455	18:09:12.336
5 -	32.597	95.7	43.263	81.5	29.574	74.6	1:45.434	**(3)**	71.70	0.626	18:10:57.770
6 -	34.113	94.9	43.613	81.5	29.441	75.9	1:47.167		70.54	2.359	18:12:44.937
7 -	32.510	95.0	43.407	81.2	29.806	76.3	1:45.723		71.51	0.915	18:14:30.660
8 -	32.798	94.9	43.358	79.9	30.007	75.4	1:46.163		71.21	1.355	18:16:16.823
9 -	32.893	94.7	43.518	80.4	29.705	76.0	1:46.116		71.24	1.308	18:18:02.939

P19 577 M Chris THELWELL — Mazda MX-5 MK1

IDEAL LAP TIME : 1:42.716 BEST LAP TIME : 1:43.032 DIFFERENCE : 0.316

LAP	SECTOR 1		SECTOR 2		SECTOR 3		LAP TIME		MPH	DIFF	TIME OF DAY
1 -		89.1	43.603	81.0	29.753	77.6	2:02.898		61.51	19.866	18:04:01.928
2 -	32.957	95.1	42.359	82.4	***28.621***	78.1	1:43.937	**(2)**	72.74	0.905	18:05:45.865
3 -	32.406	***97.5***	43.167	***83.4***	30.950	77.8	1:46.523		70.97	3.491	18:07:32.388
4 -	32.717	97.3	42.585	82.3	29.661	***79.0***	1:44.963		72.03	1.931	18:09:17.351
5 -	***32.292***	96.9	***41.803***	83.3	28.937	78.4	***1:43.032***	**(1)**	***73.38***		***18:11:00.383***
6 -	32.675	96.2	42.769	81.8	29.398	78.4	1:44.842	**(3)**	72.11	1.810	18:12:45.225
7 -	32.679	96.8	43.148	82.3	29.771	78.4	1:45.598		71.59	2.566	18:14:30.823
8 -	33.099	96.4	43.196	80.5	29.752	77.0	1:46.047		71.29	3.015	18:16:16.870
9 -	33.267	96.2	43.262	81.3	29.868	75.7	1:46.397		71.06	3.365	18:18:03.267

P20 57 R Ryan BARLEY — Mazda MX-5 Mk1

IDEAL LAP TIME : 1:43.827 BEST LAP TIME : 1:44.258 DIFFERENCE : 0.431

LAP	SECTOR 1		SECTOR 2		SECTOR 3		LAP TIME		MPH	DIFF	TIME OF DAY
1 -		89.4	43.353	80.9	29.645	74.8	2:00.654		62.66	16.396	18:03:59.684
2 -	32.848	93.7	42.564	82.7	29.629	***76.9***	1:45.041	**(3)**	71.97	0.783	18:05:44.725
3 -	33.155	94.2	42.998	82.2	30.779	76.2	1:46.932		70.70	2.674	18:07:31.657
4 -	***32.217***	96.4	42.762	82.4	29.279	75.6	***1:44.258***	**(1)**	***72.51***		***18:09:15.915***
5 -	32.522	95.0	***42.428***	82.6	29.356	75.2	1:44.306	**(2)**	72.48	0.048	18:11:00.221
6 -	33.116	***97.3***	42.661	82.2	29.965	75.7	1:45.742		71.50	1.484	18:12:45.963
7 -	35.452	90.4	43.095	***83.0***	***29.182***	75.9	1:47.729		70.18	3.471	18:14:33.692
8 -	32.792	93.9	42.664	82.3	29.641	75.3	1:45.097		71.93	0.839	18:16:18.789
9 -	33.103	93.7	43.383	80.5	29.742	72.9	1:46.228		71.17	1.970	18:18:05.017

Weather / Track : Cloudy / Dry

Croft: 2.1001 miles
Date: 06/09/2025 Start: 18:01 Finish: 18:17

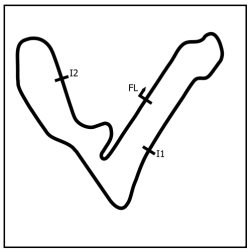

Clapham North Mazda MX-5 Clubman Championship

RACE 8 - SECTOR ANALYSIS

SECTOR 1 = FL to I1, SECTOR 2 = I1 to I2, SECTOR 3 = I2 to FL, DIFF = Difference To Personal Best Lap, P = Crossed Finish Line in Pit Lane, D = Time Disallowed

P21 3 M (R) Chris WINSTANLEY Mazda MX-5 MK1

IDEAL LAP TIME : 1:44.388 BEST LAP TIME : 1:44.980 DIFFERENCE : 0.592

LAP	SECTOR 1		SECTOR 2		SECTOR 3		LAP TIME	MPH	DIFF	TIME OF DAY
1 -		92.9	44.858	79.7	30.262	73.4	1:59.314	63.36	14.334	18:03:58.344
2 -	33.252	94.3	43.103	82.5	29.675	76.5	1:46.030	71.30	1.050	18:05:44.374
3 -	33.321	94.9	42.980	82.8	31.432	***77.2***	1:47.733	70.17	2.753	18:07:32.107
4 -	***32.332***	***97.3***	43.033	82.1	29.615	76.7	***1:44.980*** **(1)**	***72.01***		***18:09:17.087***
5 -	33.478	95.0	***42.498***	82.5	29.811	74.2	1:45.787 **(3)**	71.47	0.807	18:11:02.874
6 -	33.743	93.2	42.737	81.3	29.593	76.1	1:46.073	71.27	1.093	18:12:48.947
7 -	32.745	95.8	43.572	***83.8***	***29.558***	76.0	1:45.875	71.41	0.895	18:14:34.822
8 -	33.203	94.6	42.896	80.6	29.816	76.4	1:45.915	71.38	0.935	18:16:20.737
9 -	32.778	95.0	42.796	82.2	29.793	75.5	1:45.367 **(2)**	71.75	0.387	18:18:06.104

P22 34 R Joshua PEYTO Mazda MX-5 MK1

IDEAL LAP TIME : 1:44.060 BEST LAP TIME : 1:44.060 DIFFERENCE : 0.000

LAP	SECTOR 1		SECTOR 2		SECTOR 3		LAP TIME	MPH	DIFF	TIME OF DAY
1 -		95.4	44.189	81.9	30.650	76.6	1:58.105	64.01	14.045	18:03:57.135
2 -	33.222	92.4	43.171	83.5	30.144	76.7	1:46.537	70.96	2.477	18:05:43.672
3 -	32.698	94.3	42.911	83.2	29.734	76.3	1:45.343 **(3)**	71.77	1.283	18:07:29.015
4 -	32.430	95.4	42.721	82.1	29.844	76.8	1:44.995 **(2)**	72.00	0.935	18:09:14.010
5 -	***32.164***	***96.1***	***42.467***	***84.0***	***29.429***	***76.9***	***1:44.060*** **(1)**	***72.65***		***18:10:58.070***
6 -	51.987	92.0	42.820	81.9	29.551	76.0	2:04.358	60.79	20.298	18:13:02.428
7 -	32.534	93.7	42.594	82.7	30.968	76.0	1:46.096	71.26	2.036	18:14:48.524
8 -	32.959	92.5	43.113	81.7	30.240	76.0	1:46.312	71.11	2.252	18:16:34.836
9 -	32.536	94.6	42.897	81.4	29.910	74.8	1:45.343 **(3)**	71.77	1.283	18:18:20.179

P23 60 M (R) Stephen DAVIS Mazda MX-5 Mk1

IDEAL LAP TIME : 1:56.199 BEST LAP TIME : 1:56.760 DIFFERENCE : 0.561

LAP	SECTOR 1		SECTOR 2		SECTOR 3		LAP TIME	MPH	DIFF	TIME OF DAY
1 -		85.5	50.956	75.4	33.040	71.5	2:13.361	56.69	16.601	18:04:12.391
2 -	37.988	86.4	49.649	75.6	32.682	73.5	2:00.319	62.83	3.559	18:06:12.710
3 -	37.028	87.2	49.137	***77.6***	32.575	73.9	1:58.740 **(3)**	63.67	1.980	18:08:11.450
4 -	37.267	87.2	48.944	74.2	32.601	74.2	1:58.812	63.63	2.052	18:10:10.262
5 -	36.719	88.3	48.511	75.7	32.298	***74.3***	1:57.528 **(2)**	64.33	0.768	18:12:07.790
6 -	***36.674***	87.7	53.046	70.0	33.565	***74.3***	2:03.285	61.32	6.525	18:14:11.075
7 -	44.199	78.3	51.886	68.0	33.348	73.4	2:09.433	58.41	12.673	18:16:20.508
8 -	37.235	***89.1***	***47.742***	76.6	***31.783***	74.0	***1:56.760*** **(1)**	***64.75***		***18:18:17.268***

P24 178 M (R) Andrew GILLIGAN Mazda MX-5 Mk1

IDEAL LAP TIME : BEST LAP TIME : DIFFERENCE :

LAP	SECTOR 1		SECTOR 2		SECTOR 3	LAP TIME	MPH	DIFF	TIME OF DAY
1 -		***65.4***	***55.319***	***59.9***	***IN PIT***	2:17.980 **P**	54.79		18:04:17.010

Weather / Track : Cloudy / Dry

Croft: 2.1001 miles

Date: 06/09/2025 Start: 18:01 Finish: 18:17

Clapham North Mazda MX-5 Clubman Championship

RACE 8 - BEST SECTORS

	SECTOR 1		SECTOR 2		SECTOR 3	
POS	NO	TIME	NO	TIME	NO	TIME
1	500	30.864	500	40.866	52	27.948
2	52	31.045	52	40.875	500	28.211
3	28	31.056	28	40.989	6	28.257
4	23	31.087	22	41.052	8	28.266
5	8	31.115	8	41.054	63	28.356
6	6	31.154	23	41.055	23	28.500
7	22	31.229	6	41.096	1	28.523
8	63	31.322	1	41.112	22	28.606
9	1	31.332	63	41.174	28	28.606
10	59	31.419	59	41.370	577	28.621
11	42	31.513	33	41.625	79	28.735
12	117	31.841	42	41.743	42	28.743
13	75	31.974	577	41.803	33	28.776
14	79	32.016	991	42.080	73	28.813
15	33	32.054	75	42.139	75	28.968
16	34	32.164	79	42.219	59	28.992
17	991	32.173	117	42.386	991	29.119
18	57	32.217	57	42.428	117	29.124
19	73	32.228	34	42.467	10	29.177
20	577	32.292	3	42.498	57	29.182
21	3	32.332	73	42.520	34	29.429
22	10	32.454	10	42.888	3	29.558
23	60	36.674	60	47.742	60	31.783
24			178	55.319		

IDEAL / BEST COMPARISON

PERFECT LAP 1:39.678

POS	NO	NAME	IDEAL	BEST	DIFF
1	52	SIMARD	1:39.868	1:40.762	0.894
2	500	PIMLEY	1:39.941	1:40.257	0.316
3	8	DEANE	1:40.435	1:40.633	0.198
4	6	WARRY	1:40.507	1:40.549	0.042
5	23	TOLLEY	1:40.642	1:41.188	0.546
6	28	PAICE	1:40.651	1:40.920	0.269
7	63	GREENWOOD	1:40.852	1:41.729	0.877
8	22	FLOWERS	1:40.887	1:41.115	0.228
9	1	GREENSMITH	1:40.967	1:41.318	0.351
10	59	BIRD	1:41.781	1:42.664	0.883
11	42	HOY	1:41.999	1:42.065	0.066
12	33	ISTRATE	1:42.455	1:42.724	0.269
13	577	THELWELL	1:42.716	1:43.032	0.316
14	79	LEACH	1:42.970	1:43.168	0.198
15	75	LE DOYEN	1:43.081	1:43.371	0.290
16	117	MACGREGOR	1:43.351	1:43.593	0.242
17	991	PRIVETT	1:43.372	1:44.086	0.714
18	73	LAWRENCE	1:43.561	1:44.068	0.507
19	57	BARLEY	1:43.827	1:44.258	0.431
20	34	PEYTO	1:44.060	1:44.060	0.000
21	3	WINSTANLEY	1:44.388	1:44.980	0.592
22	10	MACGREGOR	1:44.519	1:44.808	0.289
23	60	DAVIS	1:56.199	1:56.760	0.561
24	178	GILLIGAN			

Weather / Track : Cloudy / Dry

Croft: 2.1001 miles
Date: 06/09/2025 Start: 18:01 Finish: 18:17

Results can be found at www.tsl-timing.com

Printed - 18:19 Saturday, 06 September 2025

Clapham North Mazda MX-5 Clubman Championship

RACE 8 - BEST SPEEDS

	INTERMEDIATE 1			INTERMEDIATE 2			FINISH LINE		
POS	NO	NAME	MPH	NO	NAME	MPH	NO	NAME	MPH
1	52	SIMARD	102.2	28	PAICE	87.1	500	PIMLEY	80.6
2	500	PIMLEY	101.3	23	TOLLEY	86.5	1	GREENSMITH	80.5
3	23	TOLLEY	101.2	52	SIMARD	86.4	63	GREENWOOD	79.7
4	1	GREENSMITH	101.0	8	DEANE	86.2	59	BIRD	79.7
5	59	BIRD	101.0	63	GREENWOOD	86.0	23	TOLLEY	79.5
6	28	PAICE	100.6	500	PIMLEY	85.9	6	WARRY	79.2
7	63	GREENWOOD	100.6	6	WARRY	85.8	577	THELWELL	79.0
8	6	WARRY	100.1	59	BIRD	85.7	8	DEANE	78.8
9	8	DEANE	100.1	22	FLOWERS	85.4	28	PAICE	78.7
10	22	FLOWERS	99.1	1	GREENSMITH	85.3	22	FLOWERS	78.5
11	42	HOY	98.2	73	LAWRENCE	84.9	52	SIMARD	78.5
12	10	MACGREGOR	98.1	42	HOY	84.8	75	LE DOYEN	78.5
13	991	PRIVETT	97.6	117	MACGREGOR	84.7	10	MACGREGOR	77.9
14	75	LE DOYEN	97.5	34	PEYTO	84.0	42	HOY	77.7
15	577	THELWELL	97.5	3	WINSTANLEY	83.8	3	WINSTANLEY	77.2
16	117	MACGREGOR	97.3	75	LE DOYEN	83.7	57	BARLEY	76.9
17	57	BARLEY	97.3	991	PRIVETT	83.7	34	PEYTO	76.9
18	3	WINSTANLEY	97.3	577	THELWELL	83.4	991	PRIVETT	76.8
19	33	ISTRATE	97.1	33	ISTRATE	83.0	117	MACGREGOR	76.7
20	34	PEYTO	96.1	57	BARLEY	83.0	33	ISTRATE	76.4
21	73	LAWRENCE	95.8	79	LEACH	82.3	73	LAWRENCE	75.1
22	79	LEACH	94.7	10	MACGREGOR	82.1	79	LEACH	74.3
23	60	DAVIS	89.1	60	DAVIS	77.6	60	DAVIS	74.3
24	178	GILLIGAN	65.4	178	GILLIGAN	59.9			
25									
26									
27									
28									

Weather / Track : Cloudy / Dry

Croft: 2.1001 miles
Date: 06/09/2025 Start: 18:01 Finish: 18:17

Results can be found at www.tsl-timing.com

Printed - 18:19 Saturday, 06 September 2025

Clapham North Mazda MX-5 Clubman Championship

RACE 8 - STATISTICS

Competitors Started	24
Planned Start	2025-09-06 @ 17:45:00.000
Actual Start	2025-09-06 @ 18:01:59.029
Finish Time	2025-09-06 @ 18:17:16.076
Track Length	2.1001mi.
Total Laps	207
Total Distance Covered	434.7357mi.

Session Fastest Lap History

NO	CL	NAME	LAP TIME	TIME OF DAY	LAP	VEHICLE
6		**Jack WARRY**	**1:47.325**	18:03:46.372	1	Mazda MX-5 MK1
6		**Jack WARRY**	**1:41.152**	18:05:27.524	2	Mazda MX-5 MK1
22		**Matt FLOWERS**	**1:41.115**	18:05:29.906	2	Mazda MX-5 Mk1
500		**Jordan PIMLEY**	**1:40.587**	18:05:30.782	2	Mazda MX-5 Mk1
500		**Jordan PIMLEY**	**1:40.542**	18:07:11.352	3	Mazda MX-5 Mk1
500		**Jordan PIMLEY**	**1:40.257**	18:08:51.584	4	Mazda MX-5 Mk1

Session Leader History

NO	CL	NAME	FROM LAP	LAPS LED	DISTANCE	VEHICLE
6		**Jack WARRY**	1	5	10.50 miles	Mazda MX-5 MK1
500		**Jordan PIMLEY**	6	4	8.40 miles	Mazda MX-5 Mk1

Flag History

TYPE	TIME OF DAY
GREEN	18:01:59.029
FINISH	18:17:16.076

Flag Statistics

TYPE	COUNT	TOTAL LAPS	TOTAL TIME
Green	1	9	17:03.877
Red	0	0	0.000
Safety Car	0	0	0.000
FCY	0	0	0.000

Weather / Track : Cloudy / Dry

Croft: 2.1001 miles
Date: 06/09/2025 Start: 18:01 Finish: 18:17

Clapham North Mazda MX-5 Clubman Championship

RACE 8 - STATISTICS

CLASS : 9 Starters

Fastest Lap History

NO	NAME	LAP TIME	TIME OF DAY	LAP	VEHICLE
6	**Jack WARRY**	**1:47.325**	18:03:46.372	1	Mazda MX-5 MK1
6	**Jack WARRY**	**1:41.152**	18:05:27.524	2	Mazda MX-5 MK1
22	**Matt FLOWERS**	**1:41.115**	18:05:29.906	2	Mazda MX-5 Mk1
500	**Jordan PIMLEY**	**1:40.587**	18:05:30.782	2	Mazda MX-5 Mk1
500	**Jordan PIMLEY**	**1:40.542**	18:07:11.352	3	Mazda MX-5 Mk1
500	**Jordan PIMLEY**	**1:40.257**	18:08:51.584	4	Mazda MX-5 Mk1

Leader History

NO	NAME	FROM LAP	LAPS LED	DISTANCE	VEHICLE
6	**Jack WARRY**	1	5	10.50 miles	Mazda MX-5 MK1
500	**Jordan PIMLEY**	6	4	8.40 miles	Mazda MX-5 Mk1

Weather / Track : Cloudy / Dry

Croft: 2.1001 miles
Date: 06/09/2025 Start: 18:01 Finish: 18:17

Clapham North Mazda MX-5 Clubman Championship

RACE 8 - STATISTICS

CLASS : M

5 Starters

Fastest Lap History

NO	NAME	LAP TIME	TIME OF DAY	LAP	VEHICLE
23	**Martin TOLLEY**	**1:48.793**	18:03:47.838	1	Mazda MX-5 Mk1
23	**Martin TOLLEY**	**1:41.251**	18:05:29.091	2	Mazda MX-5 Mk1
23	**Martin TOLLEY**	**1:41.188**	18:17:21.686	9	Mazda MX-5 Mk1

Leader History

NO	NAME	FROM LAP	LAPS LED	DISTANCE	VEHICLE
23	**Martin TOLLEY**	1	3	6.30 miles	Mazda MX-5 Mk1
1	**Jonathan GREENSMITH**	4	6	12.60 miles	Mazda MX-5 Mk1

Weather / Track : Cloudy / Dry

Croft: 2.1001 miles
Date: 06/09/2025 Start: 18:01 Finish: 18:17

Clapham North Mazda MX-5 Clubman Championship

RACE 8 - STATISTICS

CLASS : M (R)

4 Starters

Fastest Lap History

NO	NAME	LAP TIME	TIME OF DAY	LAP	VEHICLE
10	**Andrew MACGREGOR**	**1:57.181**	18:03:56.248	1	Mazda MX-5 MK1
10	**Andrew MACGREGOR**	**1:46.054**	18:05:42.278	2	Mazda MX-5 MK1
3	**Chris WINSTANLEY**	**1:46.030**	18:05:44.394	2	Mazda MX-5 MK1
10	**Andrew MACGREGOR**	**1:44.808**	18:07:27.086	3	Mazda MX-5 MK1

Leader History

NO	NAME	FROM LAP	LAPS LED	DISTANCE	VEHICLE
10	**Andrew MACGREGOR**	1	9	18.90 miles	Mazda MX-5 MK1

Weather / Track : Cloudy / Dry

Croft: 2.1001 miles
Date: 06/09/2025 Start: 18:01 Finish: 18:17

Clapham North Mazda MX-5 Clubman Championship

RACE 8 - STATISTICS

CLASS : R

6 Starters

Fastest Lap History

NO	NAME	LAP TIME	TIME OF DAY	LAP	VEHICLE
42	**Ben HOY**	**1:51.823**	18:03:50.869	1	Mazda MX-5 Mk1
42	**Ben HOY**	**1:42.065**	18:05:32.938	2	Mazda MX-5 Mk1
52	**Paul SIMARD**	**1:41.472**	18:05:42.752	2	Mazda MX-5 Mk1
52	**Paul SIMARD**	**1:41.009**	18:07:23.648	3	Mazda MX-5 Mk1
52	**Paul SIMARD**	**1:40.762**	18:12:27.657	6	Mazda MX-5 Mk1

Leader History

NO	NAME	FROM LAP	LAPS LED	DISTANCE	VEHICLE
42	**Ben HOY**	1	7	14.70 miles	Mazda MX-5 Mk1
52	**Paul SIMARD**	8	2	4.20 miles	Mazda MX-5 Mk1

Weather / Track : Cloudy / Dry

Croft: 2.1001 miles
Date: 06/09/2025 Start: 18:01 Finish: 18:17