



# AVON TYRES NATIONAL & NORTHERN FORMULA FORD CHAMPIONSHIP

**Brands Hatch Indy Circuit**

**26<sup>th</sup> / 27<sup>th</sup> September 2020**



Results Provided by Timing Solutions Ltd  
[www.tsl-timing.com](http://www.tsl-timing.com)



## Avon Tyres National and Northern Formula Ford Championships QUALIFYING - RACE 2 - CLASSIFICATION

POS	NO	CL	PIC NAME	ENTRY	TIME	ON	LAPS	GAP	DIFF	MPH
1	23	Pro	1 Bryce ARON	Ray GR19	50.136	11	17			86.73
2	7	Pro	2 Chris MIDDLEHURST	Van Diemen LA10	50.226	11	17	0.090	0.090	86.58
3	1	Pro	3 Ross MARTIN	Van Diemen RF99	50.307	15	17	0.171	0.081	86.44
4	25	Pro	4 Neil MACLENNAN	Spectrum KMR	50.308	12	18	0.172	0.001	86.43
5	46	Pro	5 Luke COOPER	Swift SC18	50.317	13	18	0.181	0.009	86.42
6	122	Pro	6 Jonathan BROWNE	Ray GR19	50.366	10	17	0.230	0.049	86.34
7	45	Pro	7 Rory SMITH	Medina JL18	50.381	13	18	0.245	0.015	86.31
8	88	Pro	8 Morgan QUINN	Van Diemen RF99	50.476	18	18	0.340	0.095	86.15
9	29	Pro	9 Stuart GOUGH	Van Diemen JL13	50.510	9	10	0.374	0.034	86.09
10	30	Pro	10 Grant PALMER	Ray GR15	50.518	9	17	0.382	0.008	86.08
11	177	Pro	11 Matthew COWLEY	Van Diemen JL15	50.551	14	17	0.415	0.033	86.02
12	116	Pro	12 Michael MACPHERSON	Spectrum 011	50.593	9	18	0.457	0.042	85.95
13	41	Pro	13 Alexander (Henry) WALKER (R)	Van Diemen RF00	50.717	14	18	0.581	0.124	85.74
14	42	Pro	14 Maxwell ESTERSON	VanDiemen RF99	50.733	11	15	0.597	0.016	85.71
15	89	Pro	15 Jamie SHARP	Medina Sport JL17	51.272	12	18	1.136	0.539	84.81
16	24	Pro	16 Thomas WARD (R)	Medina Sport BH20	51.527	12	17	1.391	0.255	84.39
17	17*	Pro	17 Reece LYCETT (R)	KMR Spectrum	51.613	7	17	1.477	0.086	84.25
18	6	SCB	1 Peter DALY	Van Diemen RF88	51.804	16	16	1.668	0.191	83.94
19	217	SCC	1 Samuel HARRISON	Royale RP29	51.983	16	17	1.847	0.179	83.65
20	9	SCB	2 Neil PATTEN	Van Diemen RF89	52.367	7	17	2.231	0.384	83.04
21	222	SCA	1 Paul TUCKER	Swift SC92	53.863	15	16	3.727	1.496	80.73
22	4	SCB	3 Jonathan BARNES	Van Diemen RF89	54.311	8	16	4.175	0.448	80.06

No. 17 - 1 Lap time disallowed; exceeding track limits.

Weather / Track : Sunny / Dry

These results are provisional until the conclusion of any judicial and technical matters.

Brands Hatch Indy

Circuit Length = 1.2079 miles

Start: 09:21 Flag 09:36 End: 09:37

Clerk Of Course :	Steward :	Timekeeper : Nick Palmer
-------------------	-----------	--------------------------

Results can be found at [www.tsl-timing.com](http://www.tsl-timing.com)

Printed - 09:37 Saturday, 26 September 2020



# Avon Tyres National and Northern Formula Ford Championships

## QUALIFYING - RACE 2 - LAP ANALYSIS

DIFF = Difference To Personal Best Lap

P1 23 Bryce ARON				
LAP	LAP TIME	DIFF	MPH	TIME OF DAY
1 -	58.297	8.161	74.59	09:22:21.112
2 -	58.507	8.371	74.32	09:23:19.619
3 -	52.048	1.912	83.54	09:24:11.667
4 -	50.717	0.581	85.74	09:25:02.384
5 -	51.821	1.685	83.91	09:25:54.205
6 -	51.222	1.086	84.89	09:26:45.427
7 -	50.376 (2)	0.240	86.32	09:27:35.803
8 -	51.210	1.074	84.91	09:28:27.013
9 -	50.416 (3)	0.280	86.25	09:29:17.429
10 -	50.500	0.364	86.11	09:30:07.929
11 -	<b>50.136 (1)</b>		<b>86.73</b>	<b>09:30:58.065</b>
12 -	50.671	0.535	85.82	09:31:48.736
13 -	51.559	1.423	84.34	09:32:40.295
14 -	50.676	0.540	85.81	09:33:30.971
15 -	50.675	0.539	85.81	09:34:21.646
16 -	52.523	2.387	82.79	09:35:14.169
17 -	50.739	0.603	85.70	09:36:04.908

P2 7 Chris MIDDLEHURST				
LAP	LAP TIME	DIFF	MPH	TIME OF DAY
1 -	1:08.074	17.848	63.88	09:22:40.441
2 -	54.543	4.317	79.72	09:23:34.984
3 -	51.710	1.484	84.09	09:24:26.694
4 -	51.047	0.821	85.18	09:25:17.741
5 -	50.722	0.496	85.73	09:26:08.463
6 -	50.446 (2)	0.220	86.20	09:26:58.909
7 -	50.543	0.317	86.03	09:27:49.452
8 -	52.835	2.609	82.30	09:28:42.287
9 -	50.455 (3)	0.229	86.18	09:29:32.742
10 -	50.505	0.279	86.10	09:30:23.247
11 -	<b>50.226 (1)</b>		<b>86.58</b>	<b>09:31:13.473</b>
12 -	51.241	1.015	84.86	09:32:04.714
13 -	50.487	0.261	86.13	09:32:55.201
14 -	50.472	0.246	86.15	09:33:45.673
15 -	50.976	0.750	85.30	09:34:36.649
16 -	51.911	1.685	83.77	09:35:28.560
17 -	52.852	2.626	82.27	09:36:21.412

P3 1 Ross MARTIN				
LAP	LAP TIME	DIFF	MPH	TIME OF DAY
1 -	1:08.729	18.422	63.27	09:22:39.822
2 -	53.634	3.327	81.07	09:23:33.456
3 -	51.006	0.699	85.25	09:24:24.462
4 -	51.230	0.923	84.88	09:25:15.692
5 -	50.847	0.540	85.52	09:26:06.539
6 -	50.866	0.559	85.49	09:26:57.405
7 -	53.825	3.518	80.79	09:27:51.230
8 -	50.572	0.265	85.98	09:28:41.802
9 -	50.557	0.250	86.01	09:29:32.359
10 -	50.432	0.125	86.22	09:30:22.791
11 -	50.467	0.160	86.16	09:31:13.258
12 -	51.828	1.521	83.90	09:32:05.086
13 -	50.398 (2)	0.091	86.28	09:32:55.484
14 -	50.408 (3)	0.101	86.26	09:33:45.892
15 -	<b>50.307 (1)</b>		<b>86.44</b>	<b>09:34:36.199</b>
16 -	51.519	1.212	84.40	09:35:27.718
17 -	51.446	1.139	84.52	09:36:19.164

DIFF = Difference To Personal Best Lap

P4 25 Neil MACLENNAN				
LAP	LAP TIME	DIFF	MPH	TIME OF DAY
1 -	55.441	5.133	78.43	09:22:01.015
2 -	51.787	1.479	83.97	09:22:52.802
3 -	50.853	0.545	85.51	09:23:43.655
4 -	50.754	0.446	85.68	09:24:34.409
5 -	50.740	0.432	85.70	09:25:25.149
6 -	50.428	0.120	86.23	09:26:15.577
7 -	50.430	0.122	86.23	09:27:06.007
8 -	50.465	0.157	86.17	09:27:56.472
9 -	50.415	0.107	86.25	09:28:46.887
10 -	50.387	0.079	86.30	09:29:37.274
11 -	50.375 (3)	0.067	86.32	09:30:27.649
12 -	<b>50.308 (1)</b>		<b>86.43</b>	<b>09:31:17.957</b>
13 -	50.643	0.335	85.86	09:32:08.600
14 -	50.621	0.313	85.90	09:32:59.221
15 -	50.372 (2)	0.064	86.32	09:33:49.593
16 -	50.549	0.241	86.02	09:34:40.142
17 -	50.430	0.122	86.23	09:35:30.572
18 -	51.625	1.317	84.23	09:36:22.197

P5 46 Luke COOPER				
LAP	LAP TIME	DIFF	MPH	TIME OF DAY
1 -	57.955	7.638	75.03	09:22:13.844
2 -	53.778	3.461	80.86	09:23:07.622
3 -	52.461	2.144	82.89	09:24:00.083
4 -	51.328	1.011	84.72	09:24:51.411
5 -	50.665	0.348	85.83	09:25:42.076
6 -	52.558	2.241	82.73	09:26:34.634
7 -	50.326 (2)	0.009	86.40	09:27:24.960
8 -	51.594	1.277	84.28	09:28:16.554
9 -	50.954	0.637	85.34	09:29:07.508
10 -	50.398 (3)	0.081	86.28	09:29:57.906
11 -	51.881	1.564	83.81	09:30:49.787
12 -	51.172	0.855	84.98	09:31:40.959
13 -	<b>50.317 (1)</b>		<b>86.42</b>	<b>09:32:31.276</b>
14 -	50.422	0.105	86.24	09:33:21.698
15 -	53.650	3.333	81.05	09:34:15.348
16 -	50.596	0.279	85.94	09:35:05.944
17 -	50.502	0.185	86.10	09:35:56.446
18 -	50.471	0.154	86.16	09:36:46.917

P6 122 Jonathan BROWNE				
LAP	LAP TIME	DIFF	MPH	TIME OF DAY
1 -	1:02.342	11.976	69.75	09:22:26.998
2 -	53.154	2.788	81.81	09:23:20.152
3 -	51.951	1.585	83.70	09:24:12.103
4 -	50.450	0.084	86.19	09:25:02.553
5 -	51.294	0.928	84.77	09:25:53.847
6 -	51.273	0.907	84.81	09:26:45.120
7 -	50.519	0.153	86.07	09:27:35.639
8 -	50.813	0.447	85.58	09:28:26.452
9 -	50.520	0.154	86.07	09:29:16.972
10 -	<b>50.366 (1)</b>		<b>86.34</b>	<b>09:30:07.338</b>
11 -	50.548	0.182	86.02	09:30:57.886
12 -	51.249	0.883	84.85	09:31:49.135
13 -	51.407	1.041	84.59	09:32:40.542
14 -	51.641	1.275	84.20	09:33:32.183
15 -	50.428 (3)	0.062	86.23	09:34:22.611
16 -	50.373 (2)	0.007	86.32	09:35:12.984
17 -	54.536	4.170	79.73	09:36:07.520

Weather / Track : Sunny / Dry

Brands Hatch Indy  
Circuit Length = 1.2079 miles  
Start: 09:21 Flag 09:36 End: 09:37

# Avon Tyres National and Northern Formula Ford Championships

## QUALIFYING - RACE 2 - LAP ANALYSIS

DIFF = Difference To Personal Best Lap

<b>P7 45 Rory SMITH</b>				
LAP	LAP TIME	DIFF	MPH	TIME OF DAY
1 -	55.603	5.222	78.20	09:22:03.460
2 -	52.068	1.687	83.51	09:22:55.528
3 -	51.291	0.910	84.78	09:23:46.819
4 -	50.968	0.587	85.32	09:24:37.787
5 -	50.591	0.210	85.95	09:25:28.378
6 -	54.301	3.920	80.08	09:26:22.679
7 -	50.715	0.334	85.74	09:27:13.394
8 -	50.904	0.523	85.42	09:28:04.298
9 -	50.403 (3)	0.022	86.27	09:28:54.701
10 -	50.814	0.433	85.57	09:29:45.515
11 -	50.644	0.263	85.86	09:30:36.159
12 -	52.095	1.714	83.47	09:31:28.254
<b>13 -</b>	<b>50.381 (1)</b>		<b>86.31</b>	<b>09:32:18.635</b>
14 -	51.498	1.117	84.44	09:33:10.133
15 -	51.355	0.974	84.67	09:34:01.488
16 -	51.388	1.007	84.62	09:34:52.876
17 -	50.383 (2)	0.002	86.31	09:35:43.259
18 -	50.490	0.109	86.12	09:36:33.749

<b>P8 88 Morgan QUINN</b>				
LAP	LAP TIME	DIFF	MPH	TIME OF DAY
1 -	1:01.269	10.793	70.97	09:22:14.318
2 -	53.901	3.425	80.67	09:23:08.219
3 -	52.079	1.603	83.50	09:24:00.298
4 -	51.549	1.073	84.35	09:24:51.847
5 -	51.081	0.605	85.13	09:25:42.928
6 -	50.997	0.521	85.27	09:26:33.925
7 -	50.671	0.195	85.82	09:27:24.596
8 -	50.672	0.196	85.81	09:28:15.268
9 -	50.596	0.120	85.94	09:29:05.864
10 -	50.547	0.071	86.03	09:29:56.411
11 -	50.989	0.513	85.28	09:30:47.400
12 -	50.577	0.101	85.97	09:31:37.977
13 -	50.699	0.223	85.77	09:32:28.676
14 -	50.518 (3)	0.042	86.08	09:33:19.194
15 -	50.514 (2)	0.038	86.08	09:34:09.708
16 -	50.979	0.503	85.30	09:35:00.687
17 -	50.755	0.279	85.67	09:35:51.442
<b>18 -</b>	<b>50.476 (1)</b>		<b>86.15</b>	<b>09:36:41.918</b>

<b>P9 29 Stuart GOUGH</b>				
LAP	LAP TIME	DIFF	MPH	TIME OF DAY
1 -	58.437	7.927	74.41	09:22:15.353
2 -	55.161	4.651	78.83	09:23:10.514
3 -	51.822	1.312	83.91	09:24:02.336
4 -	50.960	0.450	85.33	09:24:53.296
5 -	55.550	5.040	78.28	09:25:48.846
6 -	51.068	0.558	85.15	09:26:39.914
7 -	50.895	0.385	85.44	09:27:30.809
8 -	50.745 (3)	0.235	85.69	09:28:21.554
<b>9 -</b>	<b>50.510 (1)</b>		<b>86.09</b>	<b>09:29:12.064</b>
10 -	50.731 (2)	0.221	85.71	09:30:02.795

<b>P10 30 Grant PALMER</b>				
LAP	LAP TIME	DIFF	MPH	TIME OF DAY
1 -	59.013	8.495	73.68	09:22:24.402
2 -	53.627	3.109	81.08	09:23:18.029
3 -	52.376	1.858	83.02	09:24:10.405
4 -	51.562	1.044	84.33	09:25:01.967

DIFF = Difference To Personal Best Lap

5 -	50.986	0.468	85.29	09:25:52.953
6 -	51.721	1.203	84.07	09:26:44.674
7 -	51.257	0.739	84.83	09:27:35.931
8 -	51.358	0.840	84.67	09:28:27.289
<b>9 -</b>	<b>50.518 (1)</b>		<b>86.08</b>	<b>09:29:17.807</b>
10 -	50.559	0.041	86.01	09:30:08.366
11 -	50.692	0.174	85.78	09:30:59.058
12 -	50.541 (3)	0.023	86.04	09:31:49.599
13 -	51.219	0.701	84.90	09:32:40.818
14 -	50.704	0.186	85.76	09:33:31.522
15 -	50.522 (2)	0.004	86.07	09:34:22.044
16 -	50.800	0.282	85.60	09:35:12.844
17 -	51.876	1.358	83.82	09:36:04.720

<b>P11 177 Matthew COWLEY</b>				
LAP	LAP TIME	DIFF	MPH	TIME OF DAY
1 -	1:08.354	17.803	63.61	09:22:40.024
2 -	54.310	3.759	80.07	09:23:34.334
3 -	51.916	1.365	83.76	09:24:26.250
4 -	52.018	1.467	83.59	09:25:18.268
5 -	50.692	0.141	85.78	09:26:08.960
6 -	50.813	0.262	85.58	09:26:59.773
7 -	50.581 (2)	0.030	85.97	09:27:50.354
8 -	51.138	0.587	85.03	09:28:41.492
9 -	50.686	0.135	85.79	09:29:32.178
10 -	51.980	1.429	83.65	09:30:24.158
11 -	50.582 (3)	0.031	85.97	09:31:14.740
12 -	51.118	0.567	85.06	09:32:05.858
13 -	50.737	0.186	85.70	09:32:56.595
<b>14 -</b>	<b>50.551 (1)</b>		<b>86.02</b>	<b>09:33:47.146</b>
15 -	51.257	0.706	84.83	09:34:38.403
16 -	52.396	1.845	82.99	09:35:30.799
17 -	51.257	0.706	84.83	09:36:22.056

<b>P12 116 Michael MACPHERSON</b>				
LAP	LAP TIME	DIFF	MPH	TIME OF DAY
1 -	56.385	5.792	77.12	09:22:04.821
2 -	52.626	2.033	82.63	09:22:57.447
3 -	51.453	0.860	84.51	09:23:48.900
4 -	51.312	0.719	84.74	09:24:40.212
5 -	50.853	0.260	85.51	09:25:31.065
6 -	50.875	0.282	85.47	09:26:21.940
7 -	50.807	0.214	85.59	09:27:12.747
8 -	51.011	0.418	85.24	09:28:03.758
<b>9 -</b>	<b>50.593 (1)</b>		<b>85.95</b>	<b>09:28:54.351</b>
10 -	50.776	0.183	85.64	09:29:45.127
11 -	51.562	0.969	84.33	09:30:36.689
12 -	50.867	0.274	85.48	09:31:27.556
13 -	50.807	0.214	85.59	09:32:18.363
14 -	51.915	1.322	83.76	09:33:10.278
15 -	50.675 (3)	0.082	85.81	09:34:00.953
16 -	50.942	0.349	85.36	09:34:51.895
17 -	51.033	0.440	85.21	09:35:42.928
18 -	50.639 (2)	0.046	85.87	09:36:33.567

<b>P13 41 Alexander (Henry) WALKER (R)</b>				
LAP	LAP TIME	DIFF	MPH	TIME OF DAY
1 -	57.992	7.275	74.98	09:22:13.268
2 -	53.204	2.487	81.73	09:23:06.472
3 -	51.670	0.953	84.16	09:23:58.142
4 -	51.756	1.039	84.02	09:24:49.898
5 -	51.950	1.233	83.70	09:25:41.848

Weather / Track : Sunny / Dry

Brands Hatch Indy

Circuit Length = 1.2079 miles

Start: 09:21 Flag 09:36 End: 09:37

# Avon Tyres National and Northern Formula Ford Championships

## QUALIFYING - RACE 2 - LAP ANALYSIS

DIFF = Difference To Personal Best Lap

6 -	51.036	0.319	85.20	09:26:32.884
7 -	51.023	0.306	85.22	09:27:23.907
8 -	52.348	1.631	83.07	09:28:16.255
9 -	50.742 (2)	0.025	85.70	09:29:06.997
10 -	51.438	0.721	84.54	09:29:58.435
11 -	51.066	0.349	85.15	09:30:49.501
12 -	51.655	0.938	84.18	09:31:41.156
13 -	50.996	0.279	85.27	09:32:32.152
<b>14 -</b>	<b>50.717 (1)</b>		<b>85.74</b>	<b>09:33:22.869</b>
15 -	51.025	0.308	85.22	09:34:13.894
16 -	51.409	0.692	84.58	09:35:05.303
17 -	50.973 (3)	0.256	85.31	09:35:56.276
18 -	51.258	0.541	84.83	09:36:47.534

### P14 42 Maxwell ESTERSON

LAP	LAP TIME	DIFF	MPH	TIME OF DAY
1 -	58.346	7.613	74.53	09:22:13.131
2 -	54.374	3.641	79.97	09:23:07.505
3 -	54.243	3.510	80.16	09:24:01.748
4 -	51.318	0.585	84.73	09:24:53.066
5 -	53.028	2.295	82.00	09:25:46.094
6 -	51.413	0.680	84.58	09:26:37.507
7 -	51.095	0.362	85.10	09:27:28.602
8 -	51.060	0.327	85.16	09:28:19.662
9 -	51.022 (3)	0.289	85.22	09:29:10.684
10 -	51.102	0.369	85.09	09:30:01.786
<b>11 -</b>	<b>50.733 (1)</b>		<b>85.71</b>	<b>09:30:52.519</b>
12 -	51.907	1.174	83.77	09:31:44.426
13 -	51.043	0.310	85.19	09:32:35.469
14 -	50.897 (2)	0.164	85.43	09:33:26.366
15 -	51.550	0.817	84.35	09:34:17.916

### P15 89 Jamie SHARP

LAP	LAP TIME	DIFF	MPH	TIME OF DAY
1 -	56.782	5.510	76.58	09:22:06.781
2 -	53.323	2.051	81.55	09:23:00.104
3 -	52.654	1.382	82.58	09:23:52.758
4 -	52.093	0.821	83.47	09:24:44.851
5 -	51.840	0.568	83.88	09:25:36.691
6 -	51.892	0.620	83.80	09:26:28.583
7 -	51.733	0.461	84.05	09:27:20.316
8 -	52.287	1.015	83.16	09:28:12.603
9 -	51.676	0.404	84.15	09:29:04.279
10 -	51.417	0.145	84.57	09:29:55.696
11 -	51.840	0.568	83.88	09:30:47.536
<b>12 -</b>	<b>51.272 (1)</b>		<b>84.81</b>	<b>09:31:38.808</b>
13 -	51.511	0.239	84.42	09:32:30.319
14 -	51.409 (3)	0.137	84.58	09:33:21.728
15 -	53.000	1.728	82.04	09:34:14.728
16 -	51.944	0.672	83.71	09:35:06.672
17 -	51.314 (2)	0.042	84.74	09:35:57.986
18 -	51.528	0.256	84.39	09:36:49.514

### P16 24 Thomas WARD (R)

LAP	LAP TIME	DIFF	MPH	TIME OF DAY
1 -	1:01.150	9.623	71.11	09:22:13.499
2 -	53.875	2.348	80.71	09:23:07.374
3 -	52.894	1.367	82.21	09:24:00.268
4 -	52.534	1.007	82.77	09:24:52.802
5 -	52.424	0.897	82.95	09:25:45.226
6 -	51.720	0.193	84.07	09:26:36.946
7 -	51.633	0.106	84.22	09:27:28.579

DIFF = Difference To Personal Best Lap

8 -	51.705	0.178	84.10	09:28:20.284
9 -	51.577	0.050	84.31	09:29:11.861
10 -	52.425	0.898	82.94	09:30:04.286
11 -	51.545 (2)	0.018	84.36	09:30:55.831
<b>12 -</b>	<b>51.527 (1)</b>		<b>84.39</b>	<b>09:31:47.358</b>
13 -	59.631	8.104	72.92	09:32:46.989
14 -	51.665	0.138	84.16	09:33:38.654
15 -	51.723	0.196	84.07	09:34:30.377
16 -	51.572 (3)	0.045	84.32	09:35:21.949
17 -	51.891	0.364	83.80	09:36:13.840

### P17 17 Reece LYCETT (R)

LAP	LAP TIME	DIFF	MPH	TIME OF DAY
1 -	59.492	7.879	73.09	09:22:10.512
2 -	54.752	3.139	79.42	09:23:05.264
3 -	52.469	0.856	82.87	09:23:57.733
4 -	55.779	4.166	77.96	09:24:53.512
5 -	53.101	1.488	81.89	09:25:46.613
6 -	51.857	0.244	83.85	09:26:38.470
<b>7 -</b>	<b>51.613 (1)</b>		<b>84.25</b>	<b>09:27:30.083</b>
8 -	51.619 (2)	0.006	84.24	09:28:21.702
9 -	52.163	0.550	83.36	09:29:13.865
10 -	53.905	2.292	80.67	09:30:07.770
11 -	52.514	0.901	82.80	09:31:00.284
12 -	51.335 D		84.71	09:31:51.619
13 -	52.868	1.255	82.25	09:32:44.487
14 -	51.663 (3)	0.050	84.17	09:33:36.150
15 -	51.810	0.197	83.93	09:34:27.960
16 -	51.714	0.101	84.08	09:35:19.674
17 -	55.827	4.214	77.89	09:36:15.501

### P18 6 Peter DALY

LAP	LAP TIME	DIFF	MPH	TIME OF DAY
1 -	59.487	7.683	73.10	09:22:18.438
2 -	53.946	2.142	80.61	09:23:12.384
3 -	52.804	1.000	82.35	09:24:05.188
4 -	52.472	0.668	82.87	09:24:57.660
5 -	52.137	0.333	83.40	09:25:49.797
6 -	51.891 (2)	0.087	83.80	09:26:41.688
7 -	55.023	3.219	79.03	09:27:36.711
8 -	57.744	5.940	75.30	09:28:34.455
9 -	52.007 (3)	0.203	83.61	09:29:26.462
10 -	53.331	1.527	81.53	09:30:19.793
11 -	52.052	0.248	83.54	09:31:11.845
12 -	1:00.851	9.047	71.46	09:32:12.696
13 -	1:32.493 P	40.689	47.01	09:33:45.189
14 -	55.087	3.283	78.94	09:34:40.276
15 -	52.163	0.359	83.36	09:35:32.439
<b>16 -</b>	<b>51.804 (1)</b>		<b>83.94</b>	<b>09:36:24.243</b>

### P19 217 Samuel HARRISON

LAP	LAP TIME	DIFF	MPH	TIME OF DAY
1 -	1:01.887	9.904	70.26	09:22:16.096
2 -	54.973	2.990	79.10	09:23:11.069
3 -	52.887	0.904	82.22	09:24:03.956
4 -	52.518	0.535	82.80	09:24:56.474
5 -	52.996	1.013	82.05	09:25:49.470
6 -	52.037 (2)	0.054	83.56	09:26:41.507
7 -	53.419	1.436	81.40	09:27:34.926
8 -	53.903	1.920	80.67	09:28:28.829
9 -	52.904	0.921	82.19	09:29:21.733
10 -	52.265	0.282	83.20	09:30:13.998

Weather / Track : Sunny / Dry

Brands Hatch Indy

Circuit Length = 1.2079 miles

Start: 09:21 Flag 09:36 End: 09:37

# Avon Tyres National and Northern Formula Ford Championships

## QUALIFYING - RACE 2 - LAP ANALYSIS

DIFF = Difference To Personal Best Lap

11 -	52.199	0.216	83.30	09:31:06.197
12 -	52.108	0.125	83.45	09:31:58.305
13 -	52.123	0.140	83.42	09:32:50.428
14 -	52.090 (3)	0.107	83.48	09:33:42.518
15 -	52.158	0.175	83.37	09:34:34.676
<b>16 -</b>	<b>51.983 (1)</b>		<b>83.65</b>	<b>09:35:26.659</b>
17 -	52.902	0.919	82.20	09:36:19.561

DIFF = Difference To Personal Best Lap

14 -	54.472	0.161	79.83	09:34:30.314
15 -	54.613	0.302	79.62	09:35:24.927
16 -	54.816	0.505	79.33	09:36:19.743

### P20 9 Neil PATTEN

LAP	LAP TIME	DIFF	MPH	TIME OF DAY
1 -	59.476	7.109	73.11	09:22:17.284
2 -	54.840	2.473	79.29	09:23:12.124
3 -	54.563	2.196	79.69	09:24:06.687
4 -	52.716 (2)	0.349	82.49	09:24:59.403
5 -	53.235	0.868	81.68	09:25:52.638
6 -	54.683	2.316	79.52	09:26:47.321
<b>7 -</b>	<b>52.367 (1)</b>		<b>83.04</b>	<b>09:27:39.688</b>
8 -	52.739 (3)	0.372	82.45	09:28:32.427
9 -	52.982	0.615	82.07	09:29:25.409
10 -	53.397	1.030	81.43	09:30:18.806
11 -	53.840	1.473	80.76	09:31:12.646
12 -	56.906	4.539	76.41	09:32:09.552
13 -	53.481	1.114	81.31	09:33:03.033
14 -	52.981	0.614	82.07	09:33:56.014
15 -	55.059	2.692	78.98	09:34:51.073
16 -	55.422	3.055	78.46	09:35:46.495
17 -	52.743	0.376	82.44	09:36:39.238

### P21 222 Paul TUCKER

LAP	LAP TIME	DIFF	MPH	TIME OF DAY
1 -	1:01.258	7.395	70.98	09:22:21.283
2 -	56.879	3.016	76.45	09:23:18.162
3 -	1:11.298	17.435	60.99	09:24:29.460
4 -	56.276	2.413	77.27	09:25:25.736
5 -	55.138	1.275	78.86	09:26:20.874
6 -	55.286	1.423	78.65	09:27:16.160
7 -	1:12.119	18.256	60.29	09:28:28.279
8 -	55.706	1.843	78.06	09:29:23.985
9 -	55.538	1.675	78.29	09:30:19.523
10 -	54.219 (2)	0.356	80.20	09:31:13.742
11 -	54.396 (3)	0.533	79.94	09:32:08.138
12 -	55.609	1.746	78.19	09:33:03.747
13 -	54.684	0.821	79.52	09:33:58.431
14 -	54.960	1.097	79.12	09:34:53.391
<b>15 -</b>	<b>53.863 (1)</b>		<b>80.73</b>	<b>09:35:47.254</b>
16 -	54.858	0.995	79.27	09:36:42.112

### P22 4 Jonathan BARNES

LAP	LAP TIME	DIFF	MPH	TIME OF DAY
1 -	1:04.362	10.051	67.56	09:22:25.614
2 -	58.978	4.667	73.73	09:23:24.592
3 -	56.953	2.642	76.35	09:24:21.545
4 -	57.445	3.134	75.70	09:25:18.990
5 -	55.131	0.820	78.87	09:26:14.121
6 -	55.308	0.997	78.62	09:27:09.429
7 -	55.700	1.389	78.07	09:28:05.129
<b>8 -</b>	<b>54.311 (1)</b>		<b>80.06</b>	<b>09:28:59.440</b>
9 -	54.449 (3)	0.138	79.86	09:29:53.889
10 -	56.564	2.253	76.87	09:30:50.453
11 -	55.451	1.140	78.42	09:31:45.904
12 -	55.566	1.255	78.26	09:32:41.470
13 -	54.372 (2)	0.061	79.97	09:33:35.842

Weather / Track : Sunny / Dry

Brands Hatch Indy  
Circuit Length = 1.2079 miles  
Start: 09:21 Flag 09:36 End: 09:37

# Avon Tyres National and Northern Formula Ford Championships

## QUALIFYING - RACE 2 - STATISTICS

**Competitors Started** 22  
**Planned Start** 2020-09-26 @ 09:25:00.000  
**Actual Start** 2020-09-26 @ 09:21:02.982  
**Finish Time** 2020-09-26 @ 09:36:03.534  
**Track Length** 1.2079mi.  
**Total Laps** 369  
**Total Distance Covered** 445.7319mi.

### Session Fastest Lap History

NO	CL	NAME	LAP TIME	TIME OF DAY	LAP	VEHICLE
25	Pro	Neil MACLENNAN	51.787	09:22:52.816	2	Spectrum KMR
25	Pro	Neil MACLENNAN	50.853	09:23:43.669	3	Spectrum KMR
25	Pro	Neil MACLENNAN	50.754	09:24:34.423	4	Spectrum KMR
23	Pro	Bryce ARON	50.717	09:25:02.394	4	Ray GR19
122	Pro	Jonathan BROWNE	50.450	09:25:02.562	4	Ray GR19
25	Pro	Neil MACLENNAN	50.428	09:26:15.591	6	Spectrum KMR
46	Pro	Luke COOPER	50.326	09:27:24.975	7	Swift SC18
23	Pro	Bryce ARON	50.136	09:30:58.006	11	Ray GR19

### Flag History

TYPE	TIME OF DAY
GREEN	09:21:02.982
FINISH	09:36:03.534

### Flag Statistics

TYPE	COUNT	TOTAL LAPS	TOTAL TIME
Green	1	18	16:13.466
Red	0	0	0.000
Safety Car	0	0	0.000
FCY	0	0	0.000

# Avon Tyres National and Northern Formula Ford Championships

## QUALIFYING - RACE 2 - STATISTICS

CLASS : Pro

17 Starters

### Fastest Lap History

NO	NAME	LAP TIME	TIME OF DAY	LAP	VEHICLE
25	Neil MACLENNAN	51.787	09:22:52.816	2	Spectrum KMR
25	Neil MACLENNAN	50.853	09:23:43.669	3	Spectrum KMR
25	Neil MACLENNAN	50.754	09:24:34.423	4	Spectrum KMR
23	Bryce ARON	50.717	09:25:02.394	4	Ray GR19
122	Jonathan BROWNE	50.450	09:25:02.562	4	Ray GR19
25	Neil MACLENNAN	50.428	09:26:15.591	6	Spectrum KMR
46	Luke COOPER	50.326	09:27:24.975	7	Swift SC18
23	Bryce ARON	50.136	09:30:58.006	11	Ray GR19

Weather / Track : Sunny / Dry

Results can be found at [www.tsl-timing.com](http://www.tsl-timing.com)

Page 2 of 5

Brands Hatch Indy  
Circuit Length = 1.2079 miles  
Start: 09:21 Flag 09:36 End: 09:37

Printed - 09:39 Saturday, 26 September 2020



# Avon Tyres National and Northern Formula Ford Championships

## QUALIFYING - RACE 2 - STATISTICS

CLASS : SCA

1 Starters

### Fastest Lap History

NO	NAME	LAP TIME	TIME OF DAY	LAP	VEHICLE
222	Paul TUCKER	56.879	09:23:18.107	2	Swift SC92
222	Paul TUCKER	56.276	09:25:25.754	4	Swift SC92
222	Paul TUCKER	55.138	09:26:20.891	5	Swift SC92
222	Paul TUCKER	54.219	09:31:13.759	10	Swift SC92
222	Paul TUCKER	53.863	09:35:47.270	15	Swift SC92

# Avon Tyres National and Northern Formula Ford Championships

## QUALIFYING - RACE 2 - STATISTICS

CLASS : SCB

3 Starters

### Fastest Lap History

NO	NAME	LAP TIME	TIME OF DAY	LAP	VEHICLE
9	Neil PATTEN	54.840	09:23:12.138	2	Van Diemen RF89
6	Peter DALY	53.946	09:23:12.385	2	Van Diemen RF88
6	Peter DALY	52.804	09:24:05.188	3	Van Diemen RF88
6	Peter DALY	52.472	09:24:57.661	4	Van Diemen RF88
6	Peter DALY	52.137	09:25:49.798	5	Van Diemen RF88
6	Peter DALY	51.891	09:26:41.690	6	Van Diemen RF88
6	Peter DALY	51.804	09:36:24.244	16	Van Diemen RF88

Weather / Track : Sunny / Dry

Results can be found at [www.tsl-timing.com](http://www.tsl-timing.com)

Page 4 of 5

Brands Hatch Indy  
Circuit Length = 1.2079 miles  
Start: 09:21 Flag 09:36 End: 09:37

Printed - 09:39 Saturday, 26 September 2020

# Avon Tyres National and Northern Formula Ford Championships

## QUALIFYING - RACE 2 - STATISTICS

CLASS : SCC

1 Starters

### Fastest Lap History

NO	NAME	LAP TIME	TIME OF DAY	LAP	VEHICLE
217	Samuel HARRISON	<b>54.973</b>	09:23:11.093	2	Royale RP29
217	Samuel HARRISON	<b>52.887</b>	09:24:03.980	3	Royale RP29
217	Samuel HARRISON	<b>52.518</b>	09:24:56.497	4	Royale RP29
217	Samuel HARRISON	<b>52.037</b>	09:26:41.532	6	Royale RP29
217	Samuel HARRISON	<b>51.983</b>	09:35:26.682	16	Royale RP29

Weather / Track : Sunny / Dry

Results can be found at [www.tsl-timing.com](http://www.tsl-timing.com)

Page 5 of 5

Brands Hatch Indy  
Circuit Length = 1.2079 miles  
Start: 09:21 Flag 09:36 End: 09:37

Printed - 09:39 Saturday, 26 September 2020




# Avon Tyres National and Northern Formula Ford Championships

## RACE 2 - GRID (15 minutes)

ROW 11	21	53.863 <b>222</b> Paul TUCKER	22	54.311 <b>4</b> Jonathan BARNES
ROW 10	19	51.983 <b>217</b> Samuel HARRISON	20	52.367 <b>9</b> Neil PATTEN
ROW 9	17	51.613 <b>17</b> Reece LYCETT (R)	18	51.804 <b>6</b> Peter DALY
ROW 8	15	51.272 <b>89</b> Jamie SHARP	16	51.527 <b>24</b> Thomas WARD (R)
ROW 7	13	50.717 <b>41</b> Alexander (Henry) WALKER (R)	14	50.733 <b>42</b> Maxwell ESTERSON
ROW 6	11	50.551 <b>177</b> Matthew COWLEY	12	50.593 <b>116</b> Michael MACPHERSON
ROW 5	9	50.510 <b>29</b> Stuart GOUGH	10	50.518 <b>30</b> Grant PALMER
ROW 4	7	50.381 <b>45</b> Rory SMITH	8	50.476 <b>88</b> Morgan QUINN
ROW 3	5	50.317 <b>46</b> Luke COOPER	6	50.366 <b>122</b> Jonathan BROWNE
ROW 2	3	50.307 <b>1</b> Ross MARTIN	4	50.308 <b>25</b> Neil MACLENNAN
ROW 1	1	50.136 <b>23</b> Bryce ARON	2	50.226 <b>7</b> Chris MIDDLEHURST

**Pole**



Brands Hatch Indy  
Circuit Length = 1.2079 miles

These results are provisional until the conclusion of any judicial and technical matters.

Clerk Of Course :	Steward :	Timekeeper : Nick Palmer
-------------------	-----------	--------------------------

Results can be found at [www.tsl-timing.com](http://www.tsl-timing.com)

Printed - 09:39 Saturday, 26 September 2020





## Avon Tyres National and Northern Formula Ford Championships

### RACE 2 - CLASSIFICATION

POS	NO	CL	PIC NAME	ENTRY	LAPS	TIME	GAP	DIFF	MPH	BEST	ON
1	25	Pro	1 Neil MACLENNAN	Spectrum KMR	18	15:25.947			84.53	50.840	5
2	7	Pro	2 Chris MIDDLEHURST	Van Diemen LA10	18	15:26.091	0.144	0.144	84.52	50.800	12
3	1	Pro	3 Ross MARTIN	Van Diemen RF99	18	15:26.270	0.323	0.179	84.50	50.639	16
4	122	Pro	4 Jonathan BROWNE	Ray GR19	18	15:26.841	0.894	0.571	84.45	50.537	11
5	23	Pro	5 Bryce ARON	Ray GR19	18	15:27.112	1.165	0.271	84.42	50.575	6
6	45	Pro	6 Rory SMITH	Medina JL18	18	15:27.449	1.502	0.337	84.39	50.687	14
7	88	Pro	7 Morgan QUINN	Van Diemen RF99	18	15:31.082	5.135	3.633	84.06	50.869	7
8	89*	Pro	8 Jamie SHARP	Medina Sport JL17	18	15:31.274	5.327	0.192	84.05	50.643	11
9	116*	Pro	9 Michael MACPHERSON	Spectrum 011	18	15:31.721	5.774	0.447	84.01	50.867	10
10	29	Pro	10 Stuart GOUGH	Van Diemen JL13	18	15:31.879	5.932	0.158	83.99	50.780	9
11	46	Pro	11 Luke COOPER	Swift SC18	18	15:32.024	6.077	0.145	83.98	50.815	7
12	30	Pro	12 Grant PALMER	Ray GR15	18	15:32.760	6.813	0.736	83.91	50.802	10
13	42	Pro	13 Maxwell ESTERSON	VanDiemen RF99	18	15:33.952	8.005	1.192	83.81	50.766	10
14	41	Pro	14 Alexander (Henry) WALKER (R)	Van Diemen RF00	18	15:44.601	18.654	10.649	82.86	50.994	10
15	24	Pro	15 Thomas WARD (R)	Medina Sport BH20	18	15:46.175	20.228	1.574	82.72	51.662	11
16	17	Pro	16 Reece LYCETT (R)	KMR Spectrum	18	15:47.082	21.135	0.907	82.64	51.345	17
17	177	Pro	17 Matthew COWLEY	Van Diemen JL15	18	15:50.215	24.268	3.133	82.37	51.032	11
18	217	SCC	1 Samuel HARRISON	Royale RP29	18	16:00.457	34.510	10.242	81.49	52.156	11
19	6	SCB	1 Peter DALY	Van Diemen RF88	18	16:00.773	34.826	0.316	81.47	51.941	11
20	9	SCB	2 Neil PATTEN	Van Diemen RF89	18	16:05.800	39.853	5.027	81.04	52.674	17
21	222	SCA	1 Paul TUCKER	Swift SC92	17	15:57.550	1 Lap	1 Lap	77.20	54.893	15
22	4	SCB	3 Jonathan BARNES	Van Dieman RF89	17	15:57.677	1 Lap	0.127	77.19	54.203	13

#### FASTEST LAP

122	Pro	Jonathan BROWNE	Ray GR19	11	50.537	86.04 mph	138.48 kph
6	SCB	Peter DALY	Van Diemen RF88	11	51.941	83.72 mph	134.73 kph
217	SCC	Samuel HARRISON	Royale RP29	11	52.156	83.37 mph	134.18 kph
222	SCA	Paul TUCKER	Swift SC92	15	54.893	79.21 mph	127.49 kph

\*Cars 89 & 116 - transponder stopped working, please check.

Weather / Track : Cloudy / Dry

These results are provisional until the conclusion of any judicial and technical matters.

Brands Hatch Indy

Circuit Length = 1.2079 miles

Start: 14:03 Flag 14:19 End: 14:21

Clerk Of Course :	Steward :	Timekeeper : Nick Palmer
-------------------	-----------	--------------------------

Results can be found at [www.tsl-timing.com](http://www.tsl-timing.com)

Printed - 14:21 Saturday, 26 September 2020



# Avon Tyres National and Northern Formula Ford Championships

## RACE 2 - LAP CHART

LAP 1 @ 14:04:41.626			LAP 2 @ 14:05:33.274			LAP 3 @ 14:06:24.355			LAP 4 @ 14:07:15.568			LAP 5 @ 14:08:06.433		
NO	BEHIND	LAP TIME	NO	BEHIND	LAP TIME	NO	BEHIND	LAP TIME	NO	BEHIND	LAP TIME	NO	BEHIND	LAP TIME
7		57.854	7		51.648	7		51.081	7		51.213	7		50.865
23	0.101	57.955	1	0.163	51.581	25	0.181	50.921	25	0.161	51.193	25	0.136	50.840
1	0.230	58.084	25	0.341	51.716	1	0.538	51.456	1	0.464	51.139	1	0.536	50.937
25	0.273	58.127	23	0.567	52.114	23	0.701	51.215	23	0.603	51.115	122	0.939	50.961
122	0.754	58.608	122	0.831	51.725	122	1.073	51.323	122	0.843	50.983	23	1.117	51.379
46	1.222	59.076	46	1.283	51.709	46	1.700	51.498	46	1.471	50.984	46	1.747	51.141
45	1.531	59.385	45	1.435	51.552	45	1.856	51.502	45	1.621	50.978	45	1.884	51.128
88	1.801	59.655	88	1.852	51.699	88	2.281	51.510	88	2.186	51.118	88	2.553	51.232
29	1.954	59.808	29	2.654	52.348	29	3.020	51.447	29	3.089	51.282	29	3.559	51.335
177	2.103	59.957	116	2.834	52.203	116	3.289	51.536	116	3.299	51.223	89	3.711	51.120
116	2.279	1:00.133	177	3.023	52.568	177	3.566	51.624	89	3.456	50.930	116	3.937	51.503
30	2.822	1:00.676	89	3.195	51.693	89	3.739	51.625	42	5.606	51.718	30	6.262	51.490
41	3.006	1:00.860	41	3.955	52.597	41	4.071	51.197	30	5.637	51.535	42	6.395	51.654
89	3.150	1:01.004	30	4.111	52.937	42	5.101	51.936	24	7.424	52.631	24	8.461	51.902
42	3.694	1:01.548	42	4.246	52.200	30	5.315	52.285	17	9.287	52.331	17	10.591	52.169
24	4.319	1:02.173	24	5.158	52.487	24	6.006	51.929	6	10.499	53.678	41	13.600	52.581
6	4.967	1:02.821	6	6.264	52.945	6	8.034	52.851	217	11.057	53.009	6	13.726	54.092
217	5.502	1:03.356	17	6.928	53.010	17	8.169	52.322	41	11.884	59.026	217	13.965	53.773
17	5.566	1:03.420	217	7.480	53.626	217	9.261	52.862	9	13.033	53.521	9	15.137	52.969
9	6.414	1:04.268	9	8.643	53.877	9	10.725	53.163	177	19.536	1:07.183	177	20.152	51.481
222	8.338	1:06.192	222	13.294	56.604	222	18.001	55.788	222	23.345	56.557	222	28.043	55.563
4	9.147	1:07.001	4	14.151	56.652	4	18.845	55.775	4	23.608	55.976	4	28.480	55.737

Weather / Track : Cloudy / Dry

Brands Hatch Indy  
Circuit Length = 1.2079 miles  
Start: 14:03 Flag 14:19 End: 14:21

# Avon Tyres National and Northern Formula Ford Championships

## RACE 2 - LAP CHART

LAP 6 @ 14:08:57.311			LAP 7 @ 14:09:48.459			LAP 8 @ 14:10:39.402			LAP 9 @ 14:11:30.456			LAP 10 @ 14:12:21.418		
NO	BEHIND	LAP TIME	NO	BEHIND	LAP TIME	NO	BEHIND	LAP TIME	NO	BEHIND	LAP TIME	NO	BEHIND	LAP TIME
7		50.878	25		51.000	25		50.943	25		51.054	25		50.962
25	0.148	50.890	7	0.174	51.322	7	0.177	50.946	7	0.162	51.039	7	0.141	50.941
1	0.428	50.770	1	0.562	51.282	1	0.712	51.093	1	0.745	51.087	1	0.802	51.019
122	0.601	50.540	122	0.738	51.285	122	0.869	51.074	122	0.893	51.078	23	1.178	51.103
23	0.814	50.575	23	0.785	51.119	23	0.928	51.086	23	1.037	51.163	122	1.624	51.693
46	1.842	50.973	46	1.509	50.815	46	1.492	50.926	46	1.463	51.025	46	2.073	51.572
45	2.009	51.003	45	1.653	50.792	45	1.635	50.925	45	1.620	51.039	45	2.227	51.569
88	2.678	51.003	88	2.399	50.869	88	2.335	50.879	88	2.284	51.003	88	2.428	51.106
29	4.086	51.405	89	4.750	51.753	89	4.707	50.900	89	4.577	50.924	89	4.263	50.648
89	4.145	51.312	116	4.983	51.700	116	4.965	50.925	116	4.850	50.939	116	4.755	50.867
116	4.431	51.372	29	5.217	52.279	29	5.333	51.059	29	5.059	50.780	29	4.985	50.888
30	6.440	51.056	30	6.256	50.964	30	6.288	50.975	30	6.150	50.916	30	5.990	50.802
42	6.744	51.227	42	6.511	50.915	42	6.530	50.962	42	6.386	50.910	42	6.190	50.766
24	9.382	51.799	24	10.496	52.262	24	11.326	51.773	24	12.111	51.839	24	13.039	51.890
17	11.636	51.923	17	12.531	52.043	17	13.233	51.645	17	13.708	51.529	17	14.202	51.456
41	14.280	51.558	41	14.366	51.234	41	14.618	51.195	41	14.589	51.025	41	14.621	50.994
6	16.264	53.416	217	17.763	52.500	217	19.343	52.523	217	21.028	52.739	177	21.937	51.316
217	16.411	53.324	6	18.389	53.273	6	20.175	52.729	177	21.583	51.582	217	22.520	52.454
9	17.286	53.027	9	19.212	53.074	177	21.055	51.128	6	21.624	52.503	6	23.209	52.547
177	20.786	51.512	177	20.870	51.232	9	21.215	52.946	9	22.962	52.801	9	24.784	52.784
222	32.704	55.539	222	36.995	55.439	222	41.732	55.680	222	46.379	55.701			
4	33.099	55.497	4	37.304	55.353	4	41.983	55.622	4	46.583	55.654			

Weather / Track : Cloudy / Dry

Brands Hatch Indy  
 Circuit Length = 1.2079 miles  
 Start: 14:03 Flag 14:19 End: 14:21

# Avon Tyres National and Northern Formula Ford Championships

## RACE 2 - LAP CHART

LAP 11 @ 14:13:12.739			LAP 12 @ 14:14:03.581			LAP 13 @ 14:14:54.679			LAP 14 @ 14:15:45.604			LAP 15 @ 14:16:36.614		
NO	BEHIND	LAP TIME	NO	BEHIND	LAP TIME	NO	BEHIND	LAP TIME	NO	BEHIND	LAP TIME	NO	BEHIND	LAP TIME
25		51.321	25		50.842	25		51.098	25		50.925	25		51.010
7	0.178	51.358	7	0.136	50.800	7	0.167	51.129	7	0.160	50.918	7	0.170	51.020
222	1 Lap	56.215	1	0.452	50.852	1	0.533	51.179	1	0.724	51.116	1	0.821	51.107
1	0.442	50.961	23	0.587	50.843	23	0.683	51.194	23	0.866	51.108	122	1.703	51.655
23	0.586	50.729	122	0.805	50.807	122	0.865	51.158	122	1.058	51.118	23	1.851	51.995
122	0.840	50.537	45	2.623	51.344	45	2.397	50.872	45	2.159	50.687	45	2.027	50.878
4	1 Lap	57.680	46	3.461	51.641	88	3.613	51.060	88	3.741	51.053	88	3.977	51.246
45	2.121	51.215	88	3.651	51.698	89	3.954	51.385	89	3.887	50.858	89	4.147	51.270
46	2.662	51.910	89	3.667	50.924	46	4.570	52.207	46	4.523	50.878	116	5.192	51.320
88	2.795	51.688	116	4.912	51.352	116	4.880	51.066	116	4.882	50.927	29	5.413	51.225
89	3.585	50.643	29	5.097	51.285	29	5.178	51.179	29	5.198	50.945	46	5.671	52.158
116	4.402	50.968	222	1 Lap	55.787	30	6.516	51.438	30	6.644	51.053	30	6.993	51.359
29	4.654	50.990	30	6.176	51.185	42	6.917	51.473	42	7.111	51.119	42	7.404	51.303
30	5.833	51.164	42	6.542	51.385	222	1 Lap	55.373	222	1 Lap	55.694	41	16.479	51.929
42	5.999	51.130	4	1 Lap	57.087	4	1 Lap	54.392	4	1 Lap	54.203	24	17.987	52.874
24	13.380	51.662	24	14.208	51.670	41	15.080	51.520	41	15.560	51.405	17	18.797	52.678
41	14.500	51.200	41	14.658	51.000	24	15.343	52.233	24	16.123	51.705	222	1 Lap	55.946
17	14.984	52.103	17	15.829	51.687	17	16.342	51.611	17	17.129	51.712	4	1 Lap	56.307
177	21.648	51.032	177	22.716	51.910	177	22.982	51.364	177	23.249	51.192	177	23.385	51.146
217	23.355	52.156	217	24.785	52.272	217	26.302	52.615	217	27.922	52.545	217	29.497	52.585
6	23.829	51.941	6	25.167	52.180	6	26.484	52.415	6	28.088	52.529	6	29.531	52.453
9	26.274	52.811	9	28.333	52.901	9	30.289	53.054	9	32.171	52.807	9	34.007	52.846

Weather / Track : Cloudy / Dry

Brands Hatch Indy  
Circuit Length = 1.2079 miles  
Start: 14:03 Flag 14:19 End: 14:21



# Avon Tyres National and Northern Formula Ford Championships

## RACE 2 - LAP CHART

LAP 16 @ 14:17:27.559			LAP 17 @ 14:18:18.621			LAP 18 @ 14:19:09.719		
NO	BEHIND	LAP TIME	NO	BEHIND	LAP TIME	NO	BEHIND	LAP TIME
<b>25</b>		50.945	<b>25</b>		51.062	<b>25</b>		51.098
<b>7</b>	0.176	50.951	<b>7</b>	0.172	51.058	<b>7</b>	0.144	51.070
<b>1</b>	0.515	50.639	<b>1</b>	0.327	50.874	<b>1</b>	0.323	51.094
<b>122</b>	1.571	50.813	<b>122</b>	1.297	50.788	<b>122</b>	0.894	50.695
<b>23</b>	1.724	50.818	<b>23</b>	1.536	50.874	<b>23</b>	1.165	50.727
<b>45</b>	1.996	50.914	<b>45</b>	1.695	50.761	<b>45</b>	1.502	50.905
<b>88</b>	4.421	51.389	<b>88</b>	4.924	51.565	<b>88</b>	5.135	51.309
<b>89</b>	4.572	51.370	<b>89</b>	5.066	51.556	<b>89</b>	5.327	51.359
<b>116</b>	5.368	51.121	<b>116</b>	5.286	50.980	<b>116</b>	5.774	51.586
<b>29</b>	5.949	51.481	<b>29</b>	5.859	50.972	<b>29</b>	5.932	51.171
<b>46</b>	6.141	51.415	<b>46</b>	6.072	50.993	<b>46</b>	6.077	51.103
<b>30</b>	6.992	50.944	<b>30</b>	6.819	50.889	<b>30</b>	6.813	51.092
<b>42</b>	7.659	51.200	<b>42</b>	7.783	51.186	<b>42</b>	8.005	51.320
<b>41</b>	17.572	52.038	<b>41</b>	18.035	51.525	<b>41</b>	18.654	51.717
<b>24</b>	18.816	51.774	<b>24</b>	19.618	51.864	<b>24</b>	20.228	51.708
<b>17</b>	19.537	51.685	<b>17</b>	19.820	51.345	<b>17</b>	21.135	52.413
<b>222</b>	1 Lap	54.893	<b>177</b>	23.603	51.145	<b>177</b>	24.268	51.763
<b>177</b>	23.520	51.080	<b>222</b>	1 Lap	55.012	<b>222</b>	1 Lap	55.567
<b>4</b>	1 Lap	54.887	<b>4</b>	1 Lap	54.640	<b>4</b>	1 Lap	55.214
<b>217</b>	31.204	52.652	<b>217</b>	33.293	53.151	<b>217</b>	34.510	52.315
<b>6</b>	31.330	52.744	<b>6</b>	33.644	53.376	<b>6</b>	34.826	52.280
<b>9</b>	35.876	52.814	<b>9</b>	37.488	52.674	<b>9</b>	39.853	53.463

Weather / Track : Cloudy / Dry

# Avon Tyres National and Northern Formula Ford Championships

## RACE 2 - LAP ANALYSIS

DIFF = Difference To Personal Best Lap

P1 25 Neil MACLENNAN				
LAP	LAP TIME	DIFF	MPH	TIME OF DAY
1 -	58.127	7.287	74.81	14:04:41.899
2 -	51.716	0.876	84.08	14:05:33.615
3 -	50.921	0.081	85.39	14:06:24.536
4 -	51.193	0.353	84.94	14:07:15.729
5 -	<b>50.840 (1)</b>		<b>85.53</b>	<b>14:08:06.569</b>
6 -	50.890 (3)	0.050	85.45	14:08:57.459
7 -	51.000	0.160	85.26	14:09:48.459
8 -	50.943	0.103	85.36	14:10:39.402
9 -	51.054	0.214	85.17	14:11:30.456
10 -	50.962	0.122	85.33	14:12:21.418
11 -	51.321	0.481	84.73	14:13:12.739
12 -	50.842 (2)	0.002	85.53	14:14:03.581
13 -	51.098	0.258	85.10	14:14:54.679
14 -	50.925	0.085	85.39	14:15:45.604
15 -	51.010	0.170	85.25	14:16:36.614
16 -	50.945	0.105	85.35	14:17:27.559
17 -	51.062	0.222	85.16	14:18:18.621
18 -	51.098	0.258	85.10	14:19:09.719

P2 7 Chris MIDDLEHURST				
LAP	LAP TIME	DIFF	MPH	TIME OF DAY
1 -	57.854	7.054	75.16	14:04:41.626
2 -	51.648	0.848	84.19	14:05:33.274
3 -	51.081	0.281	85.13	14:06:24.355
4 -	51.213	0.413	84.91	14:07:15.568
5 -	50.865 (2)	0.065	85.49	14:08:06.433
6 -	50.878 (3)	0.078	85.47	14:08:57.311
7 -	51.322	0.522	84.73	14:09:48.633
8 -	50.946	0.146	85.35	14:10:39.579
9 -	51.039	0.239	85.20	14:11:30.618
10 -	50.941	0.141	85.36	14:12:21.559
11 -	51.358	0.558	84.67	14:13:12.917
12 -	<b>50.800 (1)</b>		<b>85.60</b>	<b>14:14:03.717</b>
13 -	51.129	0.329	85.05	14:14:54.846
14 -	50.918	0.118	85.40	14:15:45.764
15 -	51.020	0.220	85.23	14:16:36.784
16 -	50.951	0.151	85.34	14:17:27.735
17 -	51.058	0.258	85.16	14:18:18.793
18 -	51.070	0.270	85.14	14:19:09.863

P3 1 Ross MARTIN				
LAP	LAP TIME	DIFF	MPH	TIME OF DAY
1 -	58.084	7.445	74.86	14:04:41.856
2 -	51.581	0.942	84.30	14:05:33.437
3 -	51.456	0.817	84.51	14:06:24.893
4 -	51.139	0.500	85.03	14:07:16.032
5 -	50.937	0.298	85.37	14:08:06.969
6 -	50.770 (2)	0.131	85.65	14:08:57.739
7 -	51.282	0.643	84.79	14:09:49.021
8 -	51.093	0.454	85.11	14:10:40.114
9 -	51.087	0.448	85.12	14:11:31.201
10 -	51.019	0.380	85.23	14:12:22.220
11 -	50.961	0.322	85.33	14:13:13.181
12 -	50.852 (3)	0.213	85.51	14:14:04.033
13 -	51.179	0.540	84.96	14:14:55.212
14 -	51.116	0.477	85.07	14:15:46.328
15 -	51.107	0.468	85.08	14:16:37.435
16 -	<b>50.639 (1)</b>		<b>85.87</b>	<b>14:17:28.074</b>
17 -	50.874	0.235	85.47	14:18:18.948
18 -	51.094	0.455	85.10	14:19:10.042

DIFF = Difference To Personal Best Lap

P4 122 Jonathan BROWNE				
LAP	LAP TIME	DIFF	MPH	TIME OF DAY
1 -	58.608	8.071	74.19	14:04:42.380
2 -	51.725	1.188	84.07	14:05:34.105
3 -	51.323	0.786	84.73	14:06:25.428
4 -	50.983	0.446	85.29	14:07:16.411
5 -	50.961	0.424	85.33	14:08:07.372
6 -	50.540 (2)	0.003	86.04	14:08:57.912
7 -	51.285	0.748	84.79	14:09:49.197
8 -	51.074	0.537	85.14	14:10:40.271
9 -	51.078	0.541	85.13	14:11:31.349
10 -	51.693	1.156	84.12	14:12:23.042
11 -	<b>50.537 (1)</b>		<b>86.04</b>	<b>14:13:13.579</b>
12 -	50.807	0.270	85.59	14:14:04.386
13 -	51.158	0.621	85.00	14:14:55.544
14 -	51.118	0.581	85.06	14:15:46.662
15 -	51.655	1.118	84.18	14:16:38.317
16 -	50.813	0.276	85.58	14:17:29.130
17 -	50.788	0.251	85.62	14:18:19.918
18 -	50.695 (3)	0.158	85.77	14:19:10.613

P5 23 Bryce ARON				
LAP	LAP TIME	DIFF	MPH	TIME OF DAY
1 -	57.955	7.380	75.03	14:04:41.727
2 -	52.114	1.539	83.44	14:05:33.841
3 -	51.215	0.640	84.90	14:06:25.056
4 -	51.115	0.540	85.07	14:07:16.171
5 -	51.379	0.804	84.63	14:08:07.550
6 -	<b>50.575 (1)</b>		<b>85.98</b>	<b>14:08:58.125</b>
7 -	51.119	0.544	85.06	14:09:49.244
8 -	51.086	0.511	85.12	14:10:40.330
9 -	51.163	0.588	84.99	14:11:31.493
10 -	51.103	0.528	85.09	14:12:22.596
11 -	50.729 (3)	0.154	85.72	14:13:13.325
12 -	50.843	0.268	85.53	14:14:04.168
13 -	51.194	0.619	84.94	14:14:55.362
14 -	51.108	0.533	85.08	14:15:46.470
15 -	51.995	1.420	83.63	14:16:38.465
16 -	50.818	0.243	85.57	14:17:29.283
17 -	50.874	0.299	85.47	14:18:20.157
18 -	50.727 (2)	0.152	85.72	14:19:10.884

P6 45 Rory SMITH				
LAP	LAP TIME	DIFF	MPH	TIME OF DAY
1 -	59.385	8.698	73.22	14:04:43.157
2 -	51.552	0.865	84.35	14:05:34.709
3 -	51.502	0.815	84.43	14:06:26.211
4 -	50.978	0.291	85.30	14:07:17.189
5 -	51.128	0.441	85.05	14:08:08.317
6 -	51.003	0.316	85.26	14:08:59.320
7 -	50.792 (3)	0.105	85.61	14:09:50.112
8 -	50.925	0.238	85.39	14:10:41.037
9 -	51.039	0.352	85.20	14:11:32.076
10 -	51.569	0.882	84.32	14:12:23.645
11 -	51.215	0.528	84.90	14:13:14.860
12 -	51.344	0.657	84.69	14:14:06.204
13 -	50.872	0.185	85.48	14:14:57.076
14 -	<b>50.687 (1)</b>		<b>85.79</b>	<b>14:15:47.763</b>
15 -	50.878	0.191	85.47	14:16:38.641
16 -	50.914	0.227	85.41	14:17:29.555
17 -	50.761 (2)	0.074	85.66	14:18:20.316

Weather / Track : Cloudy / Dry

Brands Hatch Indy  
Circuit Length = 1.2079 miles  
Start: 14:03 Flag 14:19 End: 14:21

# Avon Tyres National and Northern Formula Ford Championships

## RACE 2 - LAP ANALYSIS

DIFF = Difference To Personal Best Lap

18 - 50.905 0.218 85.42 14:19:11.221

<b>P7 88 Morgan QUINN</b>				
LAP	LAP TIME	DIFF	MPH	TIME OF DAY
1 -	59.655	8.786	72.89	14:04:43.427
2 -	51.699	0.830	84.11	14:05:35.126
3 -	51.510	0.641	84.42	14:06:26.636
4 -	51.118	0.249	85.06	14:07:17.754
5 -	51.232	0.363	84.88	14:08:08.986
6 -	51.003 (3)	0.134	85.26	14:08:59.989
7 -	<b>50.869 (1)</b>		<b>85.48</b>	<b>14:09:50.858</b>
8 -	50.879 (2)	0.010	85.46	14:10:41.737
9 -	51.003 (3)	0.134	85.26	14:11:32.740
10 -	51.106	0.237	85.08	14:12:23.846
11 -	51.688	0.819	84.13	14:13:15.534
12 -	51.698	0.829	84.11	14:14:07.232
13 -	51.060	0.191	85.16	14:14:58.292
14 -	51.053	0.184	85.17	14:15:49.345
15 -	51.246	0.377	84.85	14:16:40.591
16 -	51.389	0.520	84.62	14:17:31.980
17 -	51.565	0.696	84.33	14:18:23.545
18 -	51.309	0.440	84.75	14:19:14.854

<b>P8 89 Jamie SHARP</b>				
LAP	LAP TIME	DIFF	MPH	TIME OF DAY
1 -	1:01.004	10.361	71.28	14:04:44.776
2 -	51.693	1.050	84.12	14:05:36.469
3 -	51.625	0.982	84.23	14:06:28.094
4 -	50.930	0.287	85.38	14:07:19.024
5 -	51.120	0.477	85.06	14:08:10.144
6 -	51.312	0.669	84.74	14:09:01.456
7 -	51.753	1.110	84.02	14:09:53.209
8 -	50.900	0.257	85.43	14:10:44.109
9 -	50.924	0.281	85.39	14:11:35.033
10 -	50.648 (2)	0.005	85.85	14:12:25.681
11 -	<b>50.643 (1)</b>		<b>85.86</b>	<b>14:13:16.324</b>
12 -	50.924	0.281	85.39	14:14:07.248
13 -	51.385	0.742	84.62	14:14:58.633
14 -	50.858 (3)	0.215	85.50	14:15:49.491
15 -	51.270	0.627	84.81	14:16:40.761
16 -	51.370	0.727	84.65	14:17:32.131
17 -	51.556	0.913	84.34	14:18:23.687
18 -	51.359	0.716	84.67	14:19:15.046

<b>P9 116 Michael MACPHERSON</b>				
LAP	LAP TIME	DIFF	MPH	TIME OF DAY
1 -	1:00.133	9.266	72.31	14:04:43.905
2 -	52.203	1.336	83.30	14:05:36.108
3 -	51.536	0.669	84.37	14:06:27.644
4 -	51.223	0.356	84.89	14:07:18.867
5 -	51.503	0.636	84.43	14:08:10.370
6 -	51.372	0.505	84.64	14:09:01.742
7 -	51.700	0.833	84.11	14:09:53.442
8 -	50.925 (2)	0.058	85.39	14:10:44.367
9 -	50.939	0.072	85.36	14:11:35.306
10 -	<b>50.867 (1)</b>		<b>85.48</b>	<b>14:12:26.173</b>
11 -	50.968	0.101	85.32	14:13:17.141
12 -	51.352	0.485	84.68	14:14:08.493
13 -	51.066	0.199	85.15	14:14:59.559
14 -	50.927 (3)	0.060	85.38	14:15:50.486
15 -	51.320	0.453	84.73	14:16:41.806
16 -	51.121	0.254	85.06	14:17:32.927

DIFF = Difference To Personal Best Lap

17 - 50.980 0.113 85.30 14:18:23.907  
18 - 51.586 0.719 84.29 14:19:15.493

<b>P10 29 Stuart GOUGH</b>				
LAP	LAP TIME	DIFF	MPH	TIME OF DAY
1 -	59.808	9.028	72.70	14:04:43.580
2 -	52.348	1.568	83.07	14:05:35.928
3 -	51.447	0.667	84.52	14:06:27.375
4 -	51.282	0.502	84.79	14:07:18.657
5 -	51.335	0.555	84.71	14:08:09.992
6 -	51.405	0.625	84.59	14:09:01.397
7 -	52.279	1.499	83.18	14:09:53.676
8 -	51.059	0.279	85.16	14:10:44.735
9 -	<b>50.780 (1)</b>		<b>85.63</b>	<b>14:11:35.515</b>
10 -	50.888 (2)	0.108	85.45	14:12:26.403
11 -	50.990	0.210	85.28	14:13:17.393
12 -	51.285	0.505	84.79	14:14:08.678
13 -	51.179	0.399	84.96	14:14:59.857
14 -	50.945 (3)	0.165	85.35	14:15:50.802
15 -	51.225	0.445	84.89	14:16:42.027
16 -	51.481	0.701	84.47	14:17:33.508
17 -	50.972	0.192	85.31	14:18:24.480
18 -	51.171	0.391	84.98	14:19:15.651

<b>P11 46 Luke COOPER</b>				
LAP	LAP TIME	DIFF	MPH	TIME OF DAY
1 -	59.076	8.261	73.61	14:04:42.848
2 -	51.709	0.894	84.09	14:05:34.557
3 -	51.498	0.683	84.44	14:06:26.055
4 -	50.984	0.169	85.29	14:07:17.039
5 -	51.141	0.326	85.03	14:08:08.180
6 -	50.973	0.158	85.31	14:08:59.153
7 -	<b>50.815 (1)</b>		<b>85.57</b>	<b>14:09:49.968</b>
8 -	50.926 (3)	0.111	85.39	14:10:40.894
9 -	51.025	0.210	85.22	14:11:31.919
10 -	51.572	0.757	84.32	14:12:23.491
11 -	51.910	1.095	83.77	14:13:15.401
12 -	51.641	0.826	84.20	14:14:07.042
13 -	52.207	1.392	83.29	14:14:59.249
14 -	50.878 (2)	0.063	85.47	14:15:50.127
15 -	52.158	1.343	83.37	14:16:42.285
16 -	51.415	0.600	84.57	14:17:33.700
17 -	50.993	0.178	85.27	14:18:24.693
18 -	51.103	0.288	85.09	14:19:15.796

<b>P12 30 Grant PALMER</b>				
LAP	LAP TIME	DIFF	MPH	TIME OF DAY
1 -	1:00.676	9.874	71.66	14:04:44.448
2 -	52.937	2.135	82.14	14:05:37.385
3 -	52.285	1.483	83.17	14:06:29.670
4 -	51.535	0.733	84.38	14:07:21.205
5 -	51.490	0.688	84.45	14:08:12.695
6 -	51.056	0.254	85.17	14:09:03.751
7 -	50.964	0.162	85.32	14:09:54.715
8 -	50.975	0.173	85.30	14:10:45.690
9 -	50.916 (3)	0.114	85.40	14:11:36.606
10 -	<b>50.802 (1)</b>		<b>85.59</b>	<b>14:12:27.408</b>
11 -	51.164	0.362	84.99	14:13:18.572
12 -	51.185	0.383	84.95	14:14:09.757
13 -	51.438	0.636	84.54	14:15:01.195
14 -	51.053	0.251	85.17	14:15:52.248
15 -	51.359	0.557	84.67	14:16:43.607

Weather / Track : Cloudy / Dry

Brands Hatch Indy

Circuit Length = 1.2079 miles

Start: 14:03 Flag 14:19 End: 14:21

# Avon Tyres National and Northern Formula Ford Championships

## RACE 2 - LAP ANALYSIS

DIFF = Difference To Personal Best Lap

16 -	50.944	0.142	85.36	14:17:34.551
17 -	50.889 (2)	0.087	85.45	14:18:25.440
18 -	51.092	0.290	85.11	14:19:16.532

### P13 42 Maxwell ESTERSON

LAP	LAP TIME	DIFF	MPH	TIME OF DAY
1 -	1:01.548	10.782	70.65	14:04:45.320
2 -	52.200	1.434	83.30	14:05:37.520
3 -	51.936	1.170	83.73	14:06:29.456
4 -	51.718	0.952	84.08	14:07:21.174
5 -	51.654	0.888	84.18	14:08:12.828
6 -	51.227	0.461	84.88	14:09:04.055
7 -	50.915 (3)	0.149	85.40	14:09:54.970
8 -	50.962	0.196	85.33	14:10:45.932
9 -	50.910 (2)	0.144	85.41	14:11:36.842
10 -	<b>50.766 (1)</b>		<b>85.65</b>	<b>14:12:27.608</b>
11 -	51.130	0.364	85.04	14:13:18.738
12 -	51.385	0.619	84.62	14:14:10.123
13 -	51.473	0.707	84.48	14:15:01.596
14 -	51.119	0.353	85.06	14:15:52.715
15 -	51.303	0.537	84.76	14:16:44.018
16 -	51.200	0.434	84.93	14:17:35.218
17 -	51.186	0.420	84.95	14:18:26.404
18 -	51.320	0.554	84.73	14:19:17.724

### P14 41 Alexander (Henry) WALKER (R)

LAP	LAP TIME	DIFF	MPH	TIME OF DAY
1 -	1:00.860	9.866	71.45	14:04:44.632
2 -	52.597	1.603	82.67	14:05:37.229
3 -	51.197	0.203	84.93	14:06:28.426
4 -	59.026	8.032	73.67	14:07:27.452
5 -	52.581	1.587	82.70	14:08:20.033
6 -	51.558	0.564	84.34	14:09:11.591
7 -	51.234	0.240	84.87	14:10:02.825
8 -	51.195	0.201	84.94	14:10:54.020
9 -	51.025 (3)	0.031	85.22	14:11:45.045
10 -	<b>50.994 (1)</b>		<b>85.27</b>	<b>14:12:36.039</b>
11 -	51.200	0.206	84.93	14:13:27.239
12 -	51.000 (2)	0.006	85.26	14:14:18.239
13 -	51.520	0.526	84.40	14:15:09.759
14 -	51.405	0.411	84.59	14:16:01.164
15 -	51.929	0.935	83.74	14:16:53.093
16 -	52.038	1.044	83.56	14:17:45.131
17 -	51.525	0.531	84.39	14:18:36.656
18 -	51.717	0.723	84.08	14:19:28.373

### P15 24 Thomas WARD (R)

LAP	LAP TIME	DIFF	MPH	TIME OF DAY
1 -	1:02.173	10.511	69.94	14:04:45.945
2 -	52.487	0.825	82.85	14:05:38.432
3 -	51.929	0.267	83.74	14:06:30.361
4 -	52.631	0.969	82.62	14:07:22.992
5 -	51.902	0.240	83.78	14:08:14.894
6 -	51.799	0.137	83.95	14:09:06.693
7 -	52.262	0.600	83.20	14:09:58.955
8 -	51.773	0.111	83.99	14:10:50.728
9 -	51.839	0.177	83.88	14:11:42.567
10 -	51.890	0.228	83.80	14:12:34.457
11 -	<b>51.662 (1)</b>		<b>84.17</b>	<b>14:13:26.119</b>
12 -	51.670 (2)	0.008	84.16	14:14:17.789
13 -	52.233	0.571	83.25	14:15:10.022
14 -	51.705 (3)	0.043	84.10	14:16:01.727

DIFF = Difference To Personal Best Lap

15 -	52.874	1.212	82.24	14:16:54.601
16 -	51.774	0.112	83.99	14:17:46.375
17 -	51.864	0.202	83.84	14:18:38.239
18 -	51.708	0.046	84.09	14:19:29.947

### P16 17 Reece LYCETT (R)

LAP	LAP TIME	DIFF	MPH	TIME OF DAY
1 -	1:03.420	12.075	68.56	14:04:47.192
2 -	53.010	1.665	82.03	14:05:40.202
3 -	52.322	0.977	83.11	14:06:32.524
4 -	52.331	0.986	83.09	14:07:24.855
5 -	52.169	0.824	83.35	14:08:17.024
6 -	51.923	0.578	83.75	14:09:08.947
7 -	52.043	0.698	83.55	14:10:00.990
8 -	51.645	0.300	84.20	14:10:52.635
9 -	51.529 (3)	0.184	84.39	14:11:44.164
10 -	51.456 (2)	0.111	84.51	14:12:35.620
11 -	52.103	0.758	83.46	14:13:27.723
12 -	51.687	0.342	84.13	14:14:19.410
13 -	51.611	0.266	84.25	14:15:11.021
14 -	51.712	0.367	84.09	14:16:02.733
15 -	52.678	1.333	82.55	14:16:55.411
16 -	51.685	0.340	84.13	14:17:47.096
17 -	<b>51.345 (1)</b>		<b>84.69</b>	<b>14:18:38.441</b>
18 -	52.413	1.068	82.96	14:19:30.854

### P17 177 Matthew COWLEY

LAP	LAP TIME	DIFF	MPH	TIME OF DAY
1 -	59.957	8.925	72.52	14:04:43.729
2 -	52.568	1.536	82.72	14:05:36.297
3 -	51.624	0.592	84.23	14:06:27.921
4 -	1:07.183	16.151	64.72	14:07:35.104
5 -	51.481	0.449	84.47	14:08:26.585
6 -	51.512	0.480	84.41	14:09:18.097
7 -	51.232	0.200	84.88	14:10:09.329
8 -	51.128 (3)	0.096	85.05	14:11:00.457
9 -	51.582	0.550	84.30	14:11:52.039
10 -	51.316	0.284	84.74	14:12:43.355
11 -	<b>51.032 (1)</b>		<b>85.21</b>	<b>14:13:34.387</b>
12 -	51.910	0.878	83.77	14:14:26.297
13 -	51.364	0.332	84.66	14:15:17.661
14 -	51.192	0.160	84.94	14:16:08.853
15 -	51.146	0.114	85.02	14:16:59.999
16 -	51.080 (2)	0.048	85.13	14:17:51.079
17 -	51.145	0.113	85.02	14:18:42.224
18 -	51.763	0.731	84.00	14:19:33.987

### P18 217 Samuel HARRISON

LAP	LAP TIME	DIFF	MPH	TIME OF DAY
1 -	1:03.356	11.200	68.63	14:04:47.128
2 -	53.626	1.470	81.09	14:05:40.754
3 -	52.862	0.706	82.26	14:06:33.616
4 -	53.009	0.853	82.03	14:07:26.625
5 -	53.773	1.617	80.86	14:08:20.398
6 -	53.324	1.168	81.55	14:09:13.722
7 -	52.500	0.344	82.83	14:10:06.222
8 -	52.523	0.367	82.79	14:10:58.745
9 -	52.739	0.583	82.45	14:11:51.484
10 -	52.454	0.298	82.90	14:12:43.938
11 -	<b>52.156 (1)</b>		<b>83.37</b>	<b>14:13:36.094</b>
12 -	52.272 (2)	0.116	83.19	14:14:28.366
13 -	52.615	0.459	82.64	14:15:20.981

Weather / Track : Cloudy / Dry

Brands Hatch Indy

Circuit Length = 1.2079 miles

Start: 14:03 Flag 14:19 End: 14:21

# Avon Tyres National and Northern Formula Ford Championships

## RACE 2 - LAP ANALYSIS

DIFF = Difference To Personal Best Lap

14 -	52.545	0.389	82.75	14:16:13.526
15 -	52.585	0.429	82.69	14:17:06.111
16 -	52.652	0.496	82.59	14:17:58.763
17 -	53.151	0.995	81.81	14:18:51.914
18 -	52.315 (3)	0.159	83.12	14:19:44.229

DIFF = Difference To Personal Best Lap

13 -	55.694	0.801	78.08	14:15:59.904
14 -	55.946	1.053	77.72	14:16:55.850
<b>15 -</b>	<b>54.893 (1)</b>		<b>79.21</b>	<b>14:17:50.743</b>
16 -	55.012 (2)	0.119	79.04	14:18:45.755
17 -	55.567	0.674	78.25	14:19:41.322

### P19 6 Peter DALY

LAP	LAP TIME	DIFF	MPH	TIME OF DAY
1 -	1:02.821	10.880	69.22	14:04:46.593
2 -	52.945	1.004	82.13	14:05:39.538
3 -	52.851	0.910	82.28	14:06:32.389
4 -	53.678	1.737	81.01	14:07:26.067
5 -	54.092	2.151	80.39	14:08:20.159
6 -	53.416	1.475	81.41	14:09:13.575
7 -	53.273	1.332	81.62	14:10:06.848
8 -	52.729	0.788	82.47	14:10:59.577
9 -	52.503	0.562	82.82	14:11:52.080
10 -	52.547	0.606	82.75	14:12:44.627
<b>11 -</b>	<b>51.941 (1)</b>		<b>83.72</b>	<b>14:13:36.568</b>
12 -	52.180 (2)	0.239	83.33	14:14:28.748
13 -	52.415	0.474	82.96	14:15:21.163
14 -	52.529	0.588	82.78	14:16:13.692
15 -	52.453	0.512	82.90	14:17:06.145
16 -	52.744	0.803	82.44	14:17:58.889
17 -	53.376	1.435	81.47	14:18:52.265
18 -	52.280 (3)	0.339	83.17	14:19:44.545

### P22 4 Jonathan BARNES

LAP	LAP TIME	DIFF	MPH	TIME OF DAY
1 -	1:07.001	12.798	64.90	14:04:50.773
2 -	56.652	2.449	76.75	14:05:47.425
3 -	55.775	1.572	77.96	14:06:43.200
4 -	55.976	1.773	77.68	14:07:39.176
5 -	55.737	1.534	78.02	14:08:34.913
6 -	55.497	1.294	78.35	14:09:30.410
7 -	55.353	1.150	78.56	14:10:25.763
8 -	55.622	1.419	78.18	14:11:21.385
9 -	55.654	1.451	78.13	14:12:17.039
10 -	57.680	3.477	75.39	14:13:14.719
11 -	57.087	2.884	76.17	14:14:11.806
12 -	54.392 (2)	0.189	79.94	14:15:06.198
<b>13 -</b>	<b>54.203 (1)</b>		<b>80.22</b>	<b>14:16:00.401</b>
14 -	56.307	2.104	77.23	14:16:56.708
15 -	54.887	0.684	79.22	14:17:51.595
16 -	54.640 (3)	0.437	79.58	14:18:46.235
17 -	55.214	1.011	78.75	14:19:41.449

### P20 9 Neil PATTEN

LAP	LAP TIME	DIFF	MPH	TIME OF DAY
1 -	1:04.268	11.594	67.66	14:04:48.040
2 -	53.877	1.203	80.71	14:05:41.917
3 -	53.163	0.489	81.79	14:06:35.080
4 -	53.521	0.847	81.25	14:07:28.601
5 -	52.969	0.295	82.09	14:08:21.570
6 -	53.027	0.353	82.00	14:09:14.597
7 -	53.074	0.400	81.93	14:10:07.671
8 -	52.946	0.272	82.13	14:11:00.617
9 -	52.801 (3)	0.127	82.35	14:11:53.418
10 -	52.784 (2)	0.110	82.38	14:12:46.202
11 -	52.811	0.137	82.34	14:13:39.013
12 -	52.901	0.227	82.20	14:14:31.914
13 -	53.054	0.380	81.96	14:15:24.968
14 -	52.807	0.133	82.34	14:16:17.775
15 -	52.846	0.172	82.28	14:17:10.621
16 -	52.814	0.140	82.33	14:18:03.435
<b>17 -</b>	<b>52.674 (1)</b>		<b>82.55</b>	<b>14:18:56.109</b>
18 -	53.463	0.789	81.33	14:19:49.572

### P21 222 Paul TUCKER

LAP	LAP TIME	DIFF	MPH	TIME OF DAY
1 -	1:06.192	11.299	65.69	14:04:49.964
2 -	56.604	1.711	76.82	14:05:46.568
3 -	55.788	0.895	77.94	14:06:42.356
4 -	56.557	1.664	76.88	14:07:38.913
5 -	55.563	0.670	78.26	14:08:34.476
6 -	55.539	0.646	78.29	14:09:30.015
7 -	55.439	0.546	78.43	14:10:25.454
8 -	55.680	0.787	78.09	14:11:21.134
9 -	55.701	0.808	78.07	14:12:16.835
10 -	56.215	1.322	77.35	14:13:13.050
11 -	55.787	0.894	77.95	14:14:08.837
12 -	55.373 (3)	0.480	78.53	14:15:04.210

Weather / Track : Cloudy / Dry

Brands Hatch Indy  
Circuit Length = 1.2079 miles  
Start: 14:03 Flag 14:19 End: 14:21

# Avon Tyres National and Northern Formula Ford Championships

## RACE 2 - STATISTICS

**Competitors Started** 22  
**Planned Start** 2020-09-26 @ 14:15:00.000  
**Actual Start** 2020-09-26 @ 14:03:43.771  
**Finish Time** 2020-09-26 @ 14:19:08.874  
**Track Length** 1.2079mi.  
**Total Laps** 394  
**Total Distance Covered** 475.9305mi.

### Session Fastest Lap History

NO	CL	NAME	LAP TIME	TIME OF DAY	LAP	VEHICLE
7	Pro	Chris MIDDLEHURST	57.854	14:04:41.640	1	Van Diemen LA10
7	Pro	Chris MIDDLEHURST	51.648	14:05:33.288	2	Van Diemen LA10
1	Pro	Ross MARTIN	51.581	14:05:33.449	2	Van Diemen RF99
45	Pro	Rory SMITH	51.552	14:05:34.654	2	Medina JL18
7	Pro	Chris MIDDLEHURST	51.081	14:06:24.369	3	Van Diemen LA10
25	Pro	Neil MACLENNAN	50.921	14:06:24.477	3	Spectrum KMR
7	Pro	Chris MIDDLEHURST	50.865	14:08:06.445	5	Van Diemen LA10
25	Pro	Neil MACLENNAN	50.840	14:08:06.512	5	Spectrum KMR
1	Pro	Ross MARTIN	50.770	14:08:57.751	6	Van Diemen RF99
122	Pro	Jonathan BROWNE	50.540	14:08:57.919	6	Ray GR19
122	Pro	Jonathan BROWNE	50.537	14:13:13.588	11	Ray GR19

### Session Leader History

NO	CL	NAME	FROM LAP	LAPS LED	DISTANCE	VEHICLE
7	Pro	Chris MIDDLEHURST	1	6	7.24 miles	Van Diemen LA10
25	Pro	Neil MACLENNAN	7	12	14.49 miles	Spectrum KMR

### Flag History

TYPE	TIME OF DAY
GREEN	14:03:43.771
FINISH	14:19:08.874

### Flag Statistics

TYPE	COUNT	TOTAL LAPS	TOTAL TIME
Green	1	18	17:16.802
Red	0	0	0.000
Safety Car	0	0	0.000
FCY	0	0	0.000

# Avon Tyres National and Northern Formula Ford Championships

## RACE 2 - STATISTICS

CLASS : Pro

17 Starters

### Fastest Lap History

NO	NAME	LAP TIME	TIME OF DAY	LAP	VEHICLE
7	Chris MIDDLEHURST	57.854	14:04:41.640	1	Van Diemen LA10
7	Chris MIDDLEHURST	51.648	14:05:33.288	2	Van Diemen LA10
1	Ross MARTIN	51.581	14:05:33.449	2	Van Diemen RF99
45	Rory SMITH	51.552	14:05:34.654	2	Medina JL18
7	Chris MIDDLEHURST	51.081	14:06:24.369	3	Van Diemen LA10
25	Neil MACLENNAN	50.921	14:06:24.477	3	Spectrum KMR
7	Chris MIDDLEHURST	50.865	14:08:06.445	5	Van Diemen LA10
25	Neil MACLENNAN	50.840	14:08:06.512	5	Spectrum KMR
1	Ross MARTIN	50.770	14:08:57.751	6	Van Diemen RF99
122	Jonathan BROWNE	50.540	14:08:57.919	6	Ray GR19
122	Jonathan BROWNE	50.537	14:13:13.588	11	Ray GR19

### Leader History

NO	NAME	FROM LAP	LAPS LED	DISTANCE	VEHICLE
7	Chris MIDDLEHURST	1	6	7.24 miles	Van Diemen LA10
25	Neil MACLENNAN	7	12	14.49 miles	Spectrum KMR

Weather / Track : Cloudy / Dry

Brands Hatch Indy  
Circuit Length = 1.2079 miles  
Start: 14:03 Flag 14:19 End: 14:21

# Avon Tyres National and Northern Formula Ford Championships

## RACE 2 - STATISTICS

CLASS : SCA

1 Starters

### Fastest Lap History

NO	NAME	LAP TIME	TIME OF DAY	LAP	VEHICLE
222	Paul TUCKER	1:06.192	14:04:49.981	1	Swift SC92
222	Paul TUCKER	56.604	14:05:46.586	2	Swift SC92
222	Paul TUCKER	55.788	14:06:42.374	3	Swift SC92
222	Paul TUCKER	55.563	14:08:34.495	5	Swift SC92
222	Paul TUCKER	55.539	14:09:30.032	6	Swift SC92
222	Paul TUCKER	55.439	14:10:25.472	7	Swift SC92
222	Paul TUCKER	55.373	14:15:04.228	12	Swift SC92
222	Paul TUCKER	54.893	14:17:50.761	15	Swift SC92

### Leader History

NO	NAME	FROM LAP	LAPS LED	DISTANCE	VEHICLE
222	Paul TUCKER	1	17	20.53 miles	Swift SC92



# Avon Tyres National and Northern Formula Ford Championships

## RACE 2 - STATISTICS

CLASS : SCB

3 Starters

### Fastest Lap History

NO	NAME	LAP TIME	TIME OF DAY	LAP	VEHICLE
6	Peter DALY	1:02.821	14:04:46.594	1	Van Diemen RF88
6	Peter DALY	52.945	14:05:39.540	2	Van Diemen RF88
6	Peter DALY	52.851	14:06:32.390	3	Van Diemen RF88
6	Peter DALY	52.729	14:10:59.578	8	Van Diemen RF88
6	Peter DALY	52.503	14:11:52.080	9	Van Diemen RF88
6	Peter DALY	51.941	14:13:36.569	11	Van Diemen RF88

### Leader History

NO	NAME	FROM LAP	LAPS LED	DISTANCE	VEHICLE
6	Peter DALY	1	18	21.74 miles	Van Diemen RF88

Weather / Track : Cloudy / Dry

Results can be found at [www.tsl-timing.com](http://www.tsl-timing.com)

Page 4 of 5

Brands Hatch Indy  
Circuit Length = 1.2079 miles  
Start: 14:03 Flag 14:19 End: 14:21

Printed - 14:23 Saturday, 26 September 2020

# Avon Tyres National and Northern Formula Ford Championships

## RACE 2 - STATISTICS

CLASS : SCC

1 Starters

### Fastest Lap History

NO	NAME	LAP TIME	TIME OF DAY	LAP	VEHICLE
217	Samuel HARRISON	<b>1:03.356</b>	14:04:47.150	1	Royale RP29
217	Samuel HARRISON	<b>53.626</b>	14:05:40.778	2	Royale RP29
217	Samuel HARRISON	<b>52.862</b>	14:06:33.640	3	Royale RP29
217	Samuel HARRISON	<b>52.500</b>	14:10:06.247	7	Royale RP29
217	Samuel HARRISON	<b>52.454</b>	14:12:43.960	10	Royale RP29
217	Samuel HARRISON	<b>52.156</b>	14:13:36.117	11	Royale RP29

### Leader History

NO	NAME	FROM LAP	LAPS LED	DISTANCE	VEHICLE
217	Samuel HARRISON	1	18	21.74 miles	Royale RP29

Weather / Track : Cloudy / Dry

Results can be found at [www.tsl-timing.com](http://www.tsl-timing.com)

Page 5 of 5

Brands Hatch Indy  
Circuit Length = 1.2079 miles  
Start: 14:03 Flag 14:19 End: 14:21

Printed - 14:23 Saturday, 26 September 2020




# Avon Tyres National and Northern Formula Ford Championships

## RACE 11 - GRID (15 minutes)

ROW 11	21	222 Paul TUCKER	22	4 Jonathan BARNES
ROW 10	19	6 Peter DALY	20	9 Neil PATTEN
ROW 9	17	177 Matthew COWLEY	18	217 Samuel HARRISON
ROW 8	15	24 Thomas WARD (R)	16	17 Reece LYCETT (R)
ROW 7	13	42 Maxwell ESTERSON	14	41 Alexander (Henry) WALKER (R)
ROW 6	11	46 Luke COOPER	12	30 Grant PALMER
ROW 5	9	116 Michael MACPHERSON	10	29 Stuart GOUGH
ROW 4	7	88 Morgan QUINN	8	89 Jamie SHARP
ROW 3	5	23 Bryce ARON	6	45 Rory SMITH
ROW 2	3	1 Ross MARTIN	4	122 Jonathan BROWNE
ROW 1	1	25 Neil MACLENNAN	2	7 Chris MIDDLEHURST

**Pole**



Brands Hatch Indy  
Circuit Length = 1.2079 miles

These results are provisional until the conclusion of any judicial and technical matters.

Clerk Of Course :	Steward :	Timekeeper : Nick Palmer
-------------------	-----------	--------------------------

Results can be found at [www.tsl-timing.com](http://www.tsl-timing.com)

Printed - 16:40 Saturday, 26 September 2020





# Avon Tyres National and Northern Formula Ford Championships

## RACE 11 - CLASSIFICATION - AMENDED

POS	NO	CL	PIC NAME	ENTRY	LAPS	TIME	GAP	DIFF	MPH	BEST	ON
1	7	Pro	1 Chris MIDDLEHURST	Van Diemen LA10	18	15:32.332			83.95	51.148	9
2	25	Pro	2 Neil MACLENNAN	Spectrum KMR	18	15:32.470	0.138	0.138	83.94	51.144	9
3	122	Pro	3 Jonathan BROWNE	Ray GR19	18	15:32.966	0.634	0.496	83.89	50.805	10
4	45	Pro	4 Rory SMITH	Medina JL18	18	15:33.235	0.903	0.269	83.87	50.649	11
5	23	Pro	5 Bryce ARON	Ray GR19	18	15:34.295	1.963	1.060	83.77	50.782	11
6	1	Pro	6 Ross MARTIN	Van Diemen RF99	18	15:34.716	2.384	0.421	83.74	50.806	9
7	29	Pro	7 Stuart GOUGH	Van Diemen JL13	18	15:36.304	3.972	1.588	83.59	51.172	8
8	89	Pro	8 Jamie SHARP	Medina Sport JL17	18	15:41.660	9.328	5.356	83.12	50.957	9
9	46	Pro	9 Luke COOPER	Swift SC18	18	15:41.843	9.511	0.183	83.10	51.352	18
10	42	Pro	10 Maxwell ESTERSON (R)	VanDiemen RF99	18	15:42.597	10.265	0.754	83.04	51.273	15
11	88	Pro	11 Morgan QUINN	Van Diemen RF99	18	15:42.743	10.411	0.146	83.02	50.952	15
12	30	Pro	12 Grant PALMER	Ray GR15	18	15:43.895	11.563	1.152	82.92	51.200	13
13	116	Pro	13 Michael MACPHERSON	Spectrum 011	18	15:48.340	16.008	4.445	82.53	51.378	15
14	177	Pro	14 Matthew COWLEY	Van Diemen JL15	18	15:48.491	16.159	0.151	82.52	51.412	7
15	41	Pro	15 Alexander (Henry) WALKER (R)	Van Diemen RF00	18	15:51.092	18.760	2.601	82.29	51.296	7
16	17	Pro	16 Reece LYCETT (R)	KMR Spectrum	18	15:54.061	21.729	2.969	82.04	51.810	13
17	24	Pro	17 Thomas WARD (R)	Medina Sport BH20	18	15:54.229	21.897	0.168	82.02	51.806	18
18	217	SCC	1 Samuel HARRISON	Royale RP29	18	15:57.048	24.716	2.819	81.78	51.996	14
19	6	SCB	1 Peter DALY	Van Diemen RF88	18	16:02.705	30.373	5.657	81.30	52.474	9
20	9	SCB	2 Neil PATTEN	Van Diemen RF89	18	16:12.916	40.584	10.211	80.45	52.686	10
21	4	SCB	3 Jonathan BARNES	Van Dieman RF89	17	16:11.093	1 Lap	1 Lap	76.12	54.777	8
22	222	SCA	1 Paul TUCKER	Swift SC92	17	16:24.138	1 Lap	13.045	75.11	54.306	9

### FASTEST LAP

45	Pro	Rory SMITH	Medina JL18	11	50.649	85.85 mph	138.17 kph
217	SCC	Samuel HARRISON	Royale RP29	14	51.996	83.63 mph	134.59 kph
6	SCB	Peter DALY	Van Diemen RF88	9	52.474	82.87 mph	133.36 kph
222	SCA	Paul TUCKER	Swift SC92	9	54.306	80.07 mph	128.86 kph

Car 45 - time penalty removed, Clerk of Course decision refers.

Weather / Track : Cloudy / Dry

These results are provisional until the conclusion of any judicial and technical matters.

Brands Hatch Indy

Circuit Length = 1.2079 miles

Start: 11:45 Flag 12:00 End: 12:02

Clerk Of Course :	Steward :	Timekeeper : Nick Palmer
-------------------	-----------	--------------------------

Results can be found at [www.tsl-timing.com](http://www.tsl-timing.com)

Printed - 13:41 Sunday, 27 September 2020



# Avon Tyres National and Northern Formula Ford Championships

## RACE 11 - LAP CHART

LAP 1 @ 11:46:10.206			LAP 2 @ 11:47:02.276			LAP 3 @ 11:47:54.025			LAP 4 @ 11:48:45.568			LAP 5 @ 11:49:37.015		
NO	BEHIND	LAP TIME	NO	BEHIND	LAP TIME	NO	BEHIND	LAP TIME	NO	BEHIND	LAP TIME	NO	BEHIND	LAP TIME
<b>25</b>		58.141	<b>7</b>		51.927	<b>7</b>		51.749	<b>7</b>		51.543	<b>7</b>		51.447
<b>7</b>	0.143	58.284	<b>25</b>	0.157	52.227	<b>25</b>	0.146	51.738	<b>25</b>	0.164	51.561	<b>25</b>	0.163	51.446
<b>1</b>	0.330	58.471	<b>1</b>	0.349	52.089	<b>1</b>	0.676	52.076	<b>1</b>	1.039	51.906	<b>1</b>	1.209	51.617
<b>122</b>	0.505	58.646	<b>122</b>	0.822	52.387	<b>122</b>	0.869	51.796	<b>122</b>	1.166	51.840	<b>122</b>	1.355	51.636
<b>23</b>	0.811	58.952	<b>23</b>	0.981	52.240	<b>23</b>	1.374	52.142	<b>23</b>	1.214	51.383	<b>45</b>	1.497	51.398
<b>45</b>	0.994	59.135	<b>45</b>	1.143	52.219	<b>45</b>	1.515	52.121	<b>45</b>	1.546	51.574	<b>23</b>	1.753	51.986
<b>89</b>	1.309	59.450	<b>29</b>	2.353	52.405	<b>29</b>	2.646	52.042	<b>29</b>	2.859	51.756	<b>29</b>	2.953	51.541
<b>29</b>	2.018	1:00.159	<b>116</b>	2.732	52.572	<b>116</b>	3.068	52.085	<b>116</b>	3.374	51.849	<b>116</b>	3.674	51.747
<b>116</b>	2.230	1:00.371	<b>46</b>	2.887	52.354	<b>46</b>	3.220	52.082	<b>46</b>	3.555	51.878	<b>46</b>	3.820	51.712
<b>88</b>	2.466	1:00.607	<b>30</b>	3.933	52.716	<b>30</b>	3.952	51.768	<b>30</b>	3.953	51.544	<b>30</b>	3.998	51.492
<b>46</b>	2.603	1:00.744	<b>42</b>	4.444	52.682	<b>42</b>	4.396	51.701	<b>42</b>	4.518	51.665	<b>42</b>	4.816	51.745
<b>30</b>	3.287	1:01.428	<b>41</b>	4.741	52.513	<b>41</b>	4.660	51.668	<b>41</b>	4.755	51.638	<b>41</b>	5.167	51.859
<b>42</b>	3.832	1:01.973	<b>177</b>	4.915	52.479	<b>177</b>	4.874	51.708	<b>177</b>	5.280	51.949	<b>177</b>	5.322	51.489
<b>41</b>	4.298	1:02.439	<b>88</b>	6.035	55.639	<b>88</b>	6.283	51.997	<b>88</b>	6.256	51.516	<b>88</b>	6.255	51.446
<b>177</b>	4.506	1:02.647	<b>217</b>	6.166	53.260	<b>89</b>	7.133	52.109	<b>89</b>	6.867	51.277	<b>89</b>	6.707	51.287
<b>217</b>	4.976	1:03.117	<b>6</b>	6.388	53.221	<b>217</b>	7.306	52.889	<b>217</b>	8.244	52.481	<b>217</b>	9.739	52.942
<b>6</b>	5.237	1:03.378	<b>89</b>	6.773	57.534	<b>6</b>	8.042	53.403	<b>6</b>	9.096	52.597	<b>6</b>	10.458	52.809
<b>17</b>	6.205	1:04.346	<b>17</b>	7.607	53.472	<b>17</b>	8.940	53.082	<b>17</b>	9.723	52.326	<b>17</b>	10.638	52.362
<b>24</b>	6.386	1:04.527	<b>24</b>	7.887	53.571	<b>24</b>	9.229	53.091	<b>24</b>	9.958	52.272	<b>24</b>	11.003	52.492
<b>9</b>	6.630	1:04.771	<b>9</b>	8.218	53.658	<b>9</b>	9.645	53.176	<b>9</b>	11.616	53.514	<b>9</b>	13.870	53.701
<b>222</b>	8.119	1:06.260	<b>222</b>	12.381	56.332	<b>222</b>	16.575	55.943	<b>4</b>	23.858	57.661	<b>4</b>	27.329	54.918
<b>4</b>	9.950	1:08.091	<b>4</b>	14.322	56.442	<b>4</b>	17.740	55.167	<b>222</b>	27.520	1:02.488	<b>222</b>	31.007	54.934

Weather / Track : Cloudy / Dry

# Avon Tyres National and Northern Formula Ford Championships

## RACE 11 - LAP CHART

LAP 6 @ 11:50:28.348			LAP 7 @ 11:51:19.681			LAP 8 @ 11:52:10.980			LAP 9 @ 11:53:02.128			LAP 10 @ 11:53:53.354		
NO	BEHIND	LAP TIME	NO	BEHIND	LAP TIME	NO	BEHIND	LAP TIME	NO	BEHIND	LAP TIME	NO	BEHIND	LAP TIME
7		51.333	7		51.333	7		51.299	7		51.148	7		51.226
25	0.171	51.341	25	0.189	51.351	25	0.151	51.261	25	0.147	51.144	25	0.162	51.241
122	1.711	51.689	122	1.561	51.183	122	1.139	50.877	122	0.918	50.927	122	0.497	50.805
1	2.025	52.149	1	1.830	51.138	1	1.454	50.923	1	1.112	50.806	1	0.749	50.863
45	2.558	52.394	45	2.523	51.298	45	2.034	50.810	45	1.710	50.824	45	1.261	50.777
23	2.710	52.290	23	2.739	51.362	23	2.300	50.860	23	2.051	50.899	23	1.629	50.804
29	2.903	51.283	29	3.099	51.529	29	2.972	51.172	29	3.081	51.257	29	3.233	51.378
116	4.440	52.099	116	4.954	51.847	30	5.428	51.654	30	5.787	51.507	30	6.343	51.782
30	4.786	52.121	30	5.073	51.620	46	5.584	51.750	46	5.930	51.494	46	6.361	51.657
46	4.957	52.470	46	5.133	51.509	42	5.792	51.581	42	6.060	51.416	42	6.556	51.722
42	5.149	51.666	42	5.510	51.694	89	6.637	51.812	89	6.446	50.957	89	6.697	51.477
41	5.770	51.936	41	5.733	51.296	41	7.168	52.734	177	8.902	52.728	177	9.097	51.421
177	5.908	51.919	177	5.987	51.412	177	7.322	52.634	88	9.062	52.709	88	9.245	51.409
89	6.378	51.004	89	6.124	51.079	88	7.501	52.240	41	9.254	53.234	41	9.664	51.636
88	6.395	51.473	88	6.560	51.498	116	8.169	54.514	116	10.398	53.377	116	11.031	51.859
217	11.100	52.694	217	12.428	52.661	217	13.712	52.583	24	15.194	52.505	24	16.114	52.146
24	12.076	52.406	24	13.029	52.286	24	13.837	52.107	217	15.326	52.762	17	16.292	52.147
17	12.237	52.932	17	13.401	52.497	17	14.122	52.020	17	15.371	52.397	217	16.700	52.600
6	12.603	53.478	6	14.003	52.733	6	15.251	52.547	6	16.577	52.474	6	17.930	52.579
9	15.667	53.130	9	17.545	53.211	9	19.604	53.358	9	21.300	52.844	9	22.760	52.686
4	31.005	55.009	4	34.922	55.250	4	38.400	54.777	4	42.064	54.812	4	45.841	55.003
222	35.064	55.390	222	38.797	55.066	222	42.591	55.093	222	45.749	54.306	222	49.346	54.823

Weather / Track : Cloudy / Dry

Results can be found at [www.tsl-timing.com](http://www.tsl-timing.com)

Page 2 of 4

Brands Hatch Indy  
 Circuit Length = 1.2079 miles  
 Start: 11:45 Flag 12:00 End: 12:02

Printed - 12:04 Sunday, 27 September 2020

# Avon Tyres National and Northern Formula Ford Championships

## RACE 11 - LAP CHART

LAP 11 @ 11:54:44.537			LAP 12 @ 11:55:36.533			LAP 13 @ 11:56:27.853			LAP 14 @ 11:57:19.124			LAP 15 @ 11:58:10.366		
NO	BEHIND	LAP TIME	NO	BEHIND	LAP TIME	NO	BEHIND	LAP TIME	NO	BEHIND	LAP TIME	NO	BEHIND	LAP TIME
7		51.183	7		51.996	7		51.320	7		51.271	7		51.242
25	0.147	51.168	25	0.080	51.929	25	0.061	51.301	25	0.159	51.369	25	0.166	51.249
122	0.311	50.997	4	1 Lap	57.540	122	0.359	51.263	122	0.453	51.365	122	0.627	51.416
1	0.556	50.990	122	0.416	52.101	45	0.640	51.371	45	0.596	51.227	45	0.878	51.524
45	0.727	50.649	45	0.589	51.858	1	0.915	51.513	1	1.046	51.402	1	1.505	51.701
23	1.228	50.782	1	0.722	52.162	23	1.044	51.471	23	1.189	51.416	23	1.569	51.622
29	3.263	51.213	23	0.893	51.661	29	3.196	51.807	29	3.434	51.509	29	3.755	51.563
46	7.255	52.077	29	2.709	51.442	4	1 Lap	57.530	46	7.385	51.621	46	7.733	51.590
30	7.413	52.253	46	6.989	51.730	46	7.035	51.366	30	7.693	51.728	89	7.893	51.432
42	7.592	52.219	30	7.356	51.939	30	7.236	51.200	89	7.703	51.459	30	8.079	51.628
89	7.870	52.356	42	7.520	51.924	89	7.515	51.190	42	8.239	51.643	42	8.270	51.273
88	9.429	51.367	89	7.645	51.771	42	7.867	51.667	88	8.962	51.299	88	8.672	50.952
177	9.878	51.964	88	8.916	51.483	88	8.934	51.338	177	13.391	52.067	177	13.751	51.602
41	10.037	51.556	41	10.638	52.597	41	12.457	53.139	116	13.670	52.296	116	13.806	51.378
116	11.447	51.599	177	10.782	52.900	177	12.595	53.133	4	1 Lap	59.771	41	16.799	52.593
24	17.386	52.455	116	11.361	51.910	116	12.645	52.604	41	15.448	54.262	17	19.749	52.109
17	17.511	52.402	222	1 Lap	1:05.607	222	1 Lap	55.067	17	18.882	52.023	24	20.162	51.995
217	17.820	52.303	17	17.640	52.125	17	18.130	51.810	24	19.409	51.919	4	1 Lap	57.327
6	19.827	53.080	24	18.047	52.657	24	18.761	52.034	222	1 Lap	55.692	217	21.254	52.482
9	24.548	52.971	217	18.518	52.694	217	19.289	52.091	217	20.014	51.996	222	1 Lap	55.449
			6	20.698	52.867	6	21.987	52.609	6	23.434	52.718	6	25.061	52.869
			9	25.524	52.972	9	27.274	53.070	9	29.010	53.007	9	30.853	53.085

Weather / Track : Cloudy / Dry

# Avon Tyres National and Northern Formula Ford Championships

## RACE 11 - LAP CHART

LAP 16 @ 11:59:01.719			LAP 17 @ 11:59:53.011			LAP 18 @ 12:00:44.397		
NO	BEHIND	LAP TIME	NO	BEHIND	LAP TIME	NO	BEHIND	LAP TIME
7		51.353	7		51.292	7		51.386
25	0.142	51.329	25	0.176	51.326	25	0.138	51.348
122	0.292	51.018	122	0.433	51.433	122	0.634	51.587
45	0.567	51.042	45	0.642	51.367	45	0.903	51.647
23	1.884	51.668	23	2.188	51.596	23	1.963	51.161
1	2.031	51.879	1	2.342	51.603	1	2.384	51.428
29	3.843	51.441	29	3.850	51.299	29	3.972	51.508
46	8.126	51.746	89	9.174	52.175	89	9.328	51.540
89	8.291	51.751	46	9.545	52.711	46	9.511	51.352
42	8.973	52.056	42	9.785	52.104	42	10.265	51.866
88	9.107	51.788	88	9.928	52.113	88	10.411	51.869
30	11.377	54.651	30	11.554	51.469	30	11.563	51.395
116	14.288	51.835	116	14.705	51.709	116	16.008	52.689
177	14.449	52.051	177	14.893	51.736	177	16.159	52.652
41	17.617	52.171	41	18.061	51.736	41	18.760	52.085
17	20.494	52.098	17	21.191	51.989	17	21.729	51.924
24	20.656	51.847	24	21.477	52.113	24	21.897	51.806
217	22.541	52.640	217	23.616	52.367	217	24.716	52.486
4	1 Lap	56.644	6	29.108	53.604	6	30.373	52.651
6	26.796	53.088	4	1 Lap	57.226	4	1 Lap	57.925
222	1 Lap	55.392	222	1 Lap	55.477	9	40.584	57.370
9	32.785	53.285	9	34.600	53.107	222	1 Lap	1:10.819

Weather / Track : Cloudy / Dry



# Avon Tyres National and Northern Formula Ford Championships

## RACE 11 - LAP ANALYSIS

DIFF = Difference To Personal Best Lap

<b>P1 7 Chris MIDDLEHURST</b>				
LAP	LAP TIME	DIFF	MPH	TIME OF DAY
1 -	58.284	7.136	74.60	11:46:10.349
2 -	51.927	0.779	83.74	11:47:02.276
3 -	51.749	0.601	84.03	11:47:54.025
4 -	51.543	0.395	84.36	11:48:45.568
5 -	51.447	0.299	84.52	11:49:37.015
6 -	51.333	0.185	84.71	11:50:28.348
7 -	51.333	0.185	84.71	11:51:19.681
8 -	51.299	0.151	84.76	11:52:10.980
<b>9 -</b>	<b>51.148 (1)</b>		<b>85.02</b>	<b>11:53:02.128</b>
10 -	51.226 (3)	0.078	84.89	11:53:53.354
11 -	51.183 (2)	0.035	84.96	11:54:44.537
12 -	51.996	0.848	83.63	11:55:36.533
13 -	51.320	0.172	84.73	11:56:27.853
14 -	51.271	0.123	84.81	11:57:19.124
15 -	51.242	0.094	84.86	11:58:10.366
16 -	51.353	0.205	84.68	11:59:01.719
17 -	51.292	0.144	84.78	11:59:53.011
18 -	51.386	0.238	84.62	12:00:44.397

<b>P2 25 Neil MACLENNAN</b>				
LAP	LAP TIME	DIFF	MPH	TIME OF DAY
1 -	58.141	6.997	74.79	11:46:10.206
2 -	52.227	1.083	83.26	11:47:02.433
3 -	51.738	0.594	84.05	11:47:54.171
4 -	51.561	0.417	84.33	11:48:45.732
5 -	51.446	0.302	84.52	11:49:37.178
6 -	51.341	0.197	84.70	11:50:28.519
7 -	51.351	0.207	84.68	11:51:19.870
8 -	51.261	0.117	84.83	11:52:11.131
<b>9 -</b>	<b>51.144 (1)</b>		<b>85.02</b>	<b>11:53:02.275</b>
10 -	51.241 (3)	0.097	84.86	11:53:53.516
11 -	51.168 (2)	0.024	84.98	11:54:44.684
12 -	51.929	0.785	83.74	11:55:36.613
13 -	51.301	0.157	84.76	11:56:27.914
14 -	51.369	0.225	84.65	11:57:19.283
15 -	51.249	0.105	84.85	11:58:10.532
16 -	51.329	0.185	84.72	11:59:01.861
17 -	51.326	0.182	84.72	11:59:53.187
18 -	51.348	0.204	84.68	12:00:44.535

<b>P3 122 Jonathan BROWNE</b>				
LAP	LAP TIME	DIFF	MPH	TIME OF DAY
1 -	58.646	7.841	74.14	11:46:10.711
2 -	52.387	1.582	83.00	11:47:03.098
3 -	51.796	0.991	83.95	11:47:54.894
4 -	51.840	1.035	83.88	11:48:46.734
5 -	51.636	0.831	84.21	11:49:38.370
6 -	51.689	0.884	84.13	11:50:30.059
7 -	51.183	0.378	84.96	11:51:21.242
8 -	50.877 (2)	0.072	85.47	11:52:12.119
9 -	50.927 (3)	0.122	85.38	11:53:03.046
<b>10 -</b>	<b>50.805 (1)</b>		<b>85.59</b>	<b>11:53:53.851</b>
11 -	50.997	0.192	85.27	11:54:44.848
12 -	52.101	1.296	83.46	11:55:36.949
13 -	51.263	0.458	84.82	11:56:28.212
14 -	51.365	0.560	84.66	11:57:19.577
15 -	51.416	0.611	84.57	11:58:10.993
16 -	51.018	0.213	85.23	11:59:02.011
17 -	51.433	0.628	84.54	11:59:53.444
18 -	51.587	0.782	84.29	12:00:45.031

DIFF = Difference To Personal Best Lap

<b>P4 23 Bryce ARON</b>				
LAP	LAP TIME	DIFF	MPH	TIME OF DAY
1 -	58.952	8.170	73.76	11:46:11.017
2 -	52.240	1.458	83.24	11:47:03.257
3 -	52.142	1.360	83.39	11:47:55.399
4 -	51.383	0.601	84.63	11:48:46.782
5 -	51.986	1.204	83.64	11:49:38.768
6 -	52.290	1.508	83.16	11:50:31.058
7 -	51.362	0.580	84.66	11:51:22.420
8 -	50.860 (3)	0.078	85.50	11:52:13.280
9 -	50.899	0.117	85.43	11:53:04.179
10 -	50.804 (2)	0.022	85.59	11:53:54.983
<b>11 -</b>	<b>50.782 (1)</b>		<b>85.63</b>	<b>11:54:45.765</b>
12 -	51.661	0.879	84.17	11:55:37.426
13 -	51.471	0.689	84.48	11:56:28.897
14 -	51.416	0.634	84.57	11:57:20.313
15 -	51.622	0.840	84.23	11:58:11.935
16 -	51.668	0.886	84.16	11:59:03.603
17 -	51.596	0.814	84.28	11:59:55.199
18 -	51.161	0.379	84.99	12:00:46.360

<b>P5 1 Ross MARTIN</b>				
LAP	LAP TIME	DIFF	MPH	TIME OF DAY
1 -	58.471	7.665	74.37	11:46:10.536
2 -	52.089	1.283	83.48	11:47:02.625
3 -	52.076	1.270	83.50	11:47:54.701
4 -	51.906	1.100	83.77	11:48:46.607
5 -	51.617	0.811	84.24	11:49:38.224
6 -	52.149	1.343	83.38	11:50:30.373
7 -	51.138	0.332	85.03	11:51:21.511
8 -	50.923 (3)	0.117	85.39	11:52:12.434
<b>9 -</b>	<b>50.806 (1)</b>		<b>85.59</b>	<b>11:53:03.240</b>
10 -	50.863 (2)	0.057	85.49	11:53:54.103
11 -	50.990	0.184	85.28	11:54:45.093
12 -	52.162	1.356	83.36	11:55:37.255
13 -	51.513	0.707	84.41	11:56:28.768
14 -	51.402	0.596	84.59	11:57:20.170
15 -	51.701	0.895	84.11	11:58:11.871
16 -	51.879	1.073	83.82	11:59:03.750
17 -	51.603	0.797	84.27	11:59:55.353
18 -	51.428	0.622	84.55	12:00:46.781

<b>P6 29 Stuart GOUGH</b>				
LAP	LAP TIME	DIFF	MPH	TIME OF DAY
1 -	1:00.159	8.987	72.28	11:46:12.224
2 -	52.405	1.233	82.98	11:47:04.629
3 -	52.042	0.870	83.55	11:47:56.671
4 -	51.756	0.584	84.02	11:48:48.427
5 -	51.541	0.369	84.37	11:49:39.968
6 -	51.283	0.111	84.79	11:50:31.251
7 -	51.529	0.357	84.39	11:51:22.780
<b>8 -</b>	<b>51.172 (1)</b>		<b>84.98</b>	<b>11:52:13.952</b>
9 -	51.257 (3)	0.085	84.83	11:53:05.209
10 -	51.378	0.206	84.63	11:53:56.587
11 -	51.213 (2)	0.041	84.91	11:54:47.800
12 -	51.442	0.270	84.53	11:55:39.242
13 -	51.807	0.635	83.93	11:56:31.049
14 -	51.509	0.337	84.42	11:57:22.558
15 -	51.563	0.391	84.33	11:58:14.121
16 -	51.441	0.269	84.53	11:59:05.562
17 -	51.299	0.127	84.76	11:59:56.861

Weather / Track : Cloudy / Dry

Brands Hatch Indy  
Circuit Length = 1.2079 miles  
Start: 11:45 Flag 12:00 End: 12:02

# Avon Tyres National and Northern Formula Ford Championships

## RACE 11 - LAP ANALYSIS

DIFF = Difference To Personal Best Lap

18 - 51.508 0.336 84.42 12:00:48.369

<b>P7 45 Rory SMITH</b>				
LAP	LAP TIME	DIFF	MPH	TIME OF DAY
1 -	59.135	8.486	73.53	11:46:11.200
2 -	52.219	1.570	83.27	11:47:03.419
3 -	52.121	1.472	83.43	11:47:55.540
4 -	51.574	0.925	84.31	11:48:47.114
5 -	51.398	0.749	84.60	11:49:38.512
6 -	52.394	1.745	82.99	11:50:30.906
7 -	51.298	0.649	84.77	11:51:22.204
8 -	50.810 (3)	0.161	85.58	11:52:13.014
9 -	50.824	0.175	85.56	11:53:03.838
10 -	50.777 (2)	0.128	85.64	11:53:54.615
11 -	<b>50.649 (1)</b>		<b>85.85</b>	<b>11:54:45.264</b>
12 -	51.858	1.209	83.85	11:55:37.122
13 -	51.371	0.722	84.65	11:56:28.493
14 -	51.227	0.578	84.88	11:57:19.720
15 -	51.524	0.875	84.39	11:58:11.244
16 -	51.042	0.393	85.19	11:59:02.286
17 -	51.367	0.718	84.65	11:59:53.653
18 -	51.647	0.998	84.19	12:00:45.300

<b>P8 89 Jamie SHARP</b>				
LAP	LAP TIME	DIFF	MPH	TIME OF DAY
1 -	59.450	8.493	73.14	11:46:11.515
2 -	57.534	6.577	75.58	11:47:09.049
3 -	52.109	1.152	83.45	11:48:01.158
4 -	51.277	0.320	84.80	11:48:52.435
5 -	51.287	0.330	84.78	11:49:43.722
6 -	51.004 (2)	0.047	85.26	11:50:34.726
7 -	51.079 (3)	0.122	85.13	11:51:25.805
8 -	51.812	0.855	83.93	11:52:17.617
9 -	<b>50.957 (1)</b>		<b>85.33</b>	<b>11:53:08.574</b>
10 -	51.477	0.520	84.47	11:54:00.051
11 -	52.356	1.399	83.05	11:54:52.407
12 -	51.771	0.814	83.99	11:55:44.178
13 -	51.190	0.233	84.95	11:56:35.368
14 -	51.459	0.502	84.50	11:57:26.827
15 -	51.432	0.475	84.55	11:58:18.259
16 -	51.751	0.794	84.02	11:59:10.010
17 -	52.175	1.218	83.34	12:00:02.185
18 -	51.540	0.583	84.37	12:00:53.725

<b>P9 46 Luke COOPER</b>				
LAP	LAP TIME	DIFF	MPH	TIME OF DAY
1 -	1:00.744	9.392	71.58	11:46:12.809
2 -	52.354	1.002	83.06	11:47:05.163
3 -	52.082	0.730	83.49	11:47:57.245
4 -	51.878	0.526	83.82	11:48:49.123
5 -	51.712	0.360	84.09	11:49:40.835
6 -	52.470	1.118	82.87	11:50:33.305
7 -	51.509	0.157	84.42	11:51:24.814
8 -	51.750	0.398	84.03	11:52:16.564
9 -	51.494 (3)	0.142	84.44	11:53:08.058
10 -	51.657	0.305	84.18	11:53:59.715
11 -	52.077	0.725	83.50	11:54:51.792
12 -	51.730	0.378	84.06	11:55:43.522
13 -	51.366 (2)	0.014	84.65	11:56:34.888
14 -	51.621	0.269	84.24	11:57:26.509
15 -	51.590	0.238	84.29	11:58:18.099
16 -	51.746	0.394	84.03	11:59:09.845

DIFF = Difference To Personal Best Lap

17 - 52.711 1.359 82.49 12:00:02.556  
**18 - 51.352 (1) 84.68 12:00:53.908**

<b>P10 42 Maxwell ESTERSON (R)</b>				
LAP	LAP TIME	DIFF	MPH	TIME OF DAY
1 -	1:01.973	10.700	70.16	11:46:14.038
2 -	52.682	1.409	82.54	11:47:06.720
3 -	51.701	0.428	84.11	11:47:58.421
4 -	51.665	0.392	84.16	11:48:50.086
5 -	51.745	0.472	84.03	11:49:41.831
6 -	51.666	0.393	84.16	11:50:33.497
7 -	51.694	0.421	84.12	11:51:25.191
8 -	51.581 (3)	0.308	84.30	11:52:16.772
9 -	51.416 (2)	0.143	84.57	11:53:08.188
10 -	51.722	0.449	84.07	11:53:59.910
11 -	52.219	0.946	83.27	11:54:52.129
12 -	51.924	0.651	83.74	11:55:44.053
13 -	51.667	0.394	84.16	11:56:35.720
14 -	51.643	0.370	84.20	11:57:27.363
15 -	<b>51.273 (1)</b>		<b>84.81</b>	<b>11:58:18.636</b>
16 -	52.056	0.783	83.53	11:59:10.692
17 -	52.104	0.831	83.46	12:00:02.796
18 -	51.866	0.593	83.84	12:00:54.662

<b>P11 88 Morgan QUINN</b>				
LAP	LAP TIME	DIFF	MPH	TIME OF DAY
1 -	1:00.607	9.655	71.75	11:46:12.672
2 -	55.639	4.687	78.15	11:47:08.311
3 -	51.997	1.045	83.63	11:48:00.308
4 -	51.516	0.564	84.41	11:48:51.824
5 -	51.446	0.494	84.52	11:49:43.270
6 -	51.473	0.521	84.48	11:50:34.743
7 -	51.498	0.546	84.44	11:51:26.241
8 -	52.240	1.288	83.24	11:52:18.481
9 -	52.709	1.757	82.50	11:53:11.190
10 -	51.409	0.457	84.58	11:54:02.599
11 -	51.367	0.415	84.65	11:54:53.966
12 -	51.483	0.531	84.46	11:55:45.449
13 -	51.338 (3)	0.386	84.70	11:56:36.787
14 -	51.299 (2)	0.347	84.76	11:57:28.086
15 -	<b>50.952 (1)</b>		<b>85.34</b>	<b>11:58:19.038</b>
16 -	51.788	0.836	83.96	11:59:10.826
17 -	52.113	1.161	83.44	12:00:02.939
18 -	51.869	0.917	83.83	12:00:54.808

<b>P12 30 Grant PALMER</b>				
LAP	LAP TIME	DIFF	MPH	TIME OF DAY
1 -	1:01.428	10.228	70.79	11:46:13.493
2 -	52.716	1.516	82.49	11:47:06.209
3 -	51.768	0.568	84.00	11:47:57.977
4 -	51.544	0.344	84.36	11:48:49.521
5 -	51.492	0.292	84.45	11:49:41.013
6 -	52.121	0.921	83.43	11:50:33.134
7 -	51.620	0.420	84.24	11:51:24.754
8 -	51.654	0.454	84.18	11:52:16.408
9 -	51.507	0.307	84.42	11:53:07.915
10 -	51.782	0.582	83.97	11:53:59.697
11 -	52.253	1.053	83.22	11:54:51.950
12 -	51.939	0.739	83.72	11:55:43.889
13 -	<b>51.200 (1)</b>		<b>84.93</b>	<b>11:56:35.089</b>
14 -	51.728	0.528	84.06	11:57:26.817
15 -	51.628	0.428	84.22	11:58:18.445

Weather / Track : Cloudy / Dry

Brands Hatch Indy  
 Circuit Length = 1.2079 miles  
 Start: 11:45 Flag 12:00 End: 12:02

# Avon Tyres National and Northern Formula Ford Championships

## RACE 11 - LAP ANALYSIS

DIFF = Difference To Personal Best Lap

16 -	54.651	3.451	79.57	11:59:13.096
17 -	51.469 (3)	0.269	84.48	12:00:04.565
18 -	51.395 (2)	0.195	84.61	12:00:55.960

### P13 116 Michael MACPHERSON

LAP	LAP TIME	DIFF	MPH	TIME OF DAY
1 -	1:00.371	8.993	72.03	11:46:12.436
2 -	52.572	1.194	82.71	11:47:05.008
3 -	52.085	0.707	83.49	11:47:57.093
4 -	51.849	0.471	83.87	11:48:48.942
5 -	51.747	0.369	84.03	11:49:40.689
6 -	52.099	0.721	83.46	11:50:32.788
7 -	51.847	0.469	83.87	11:51:24.635
8 -	54.514	3.136	79.77	11:52:19.149
9 -	53.377	1.999	81.46	11:53:12.526
10 -	51.859	0.481	83.85	11:54:04.385
11 -	51.599 (2)	0.221	84.27	11:54:55.984
12 -	51.910	0.532	83.77	11:55:47.894
13 -	52.604	1.226	82.66	11:56:40.498
14 -	52.296	0.918	83.15	11:57:32.794
15 -	<b>51.378 (1)</b>		<b>84.63</b>	<b>11:58:24.172</b>
16 -	51.835	0.457	83.89	11:59:16.007
17 -	51.709 (3)	0.331	84.09	12:00:07.716
18 -	52.689	1.311	82.53	12:01:00.405

### P14 177 Matthew COWLEY

LAP	LAP TIME	DIFF	MPH	TIME OF DAY
1 -	1:02.647	11.235	69.41	11:46:14.712
2 -	52.479	1.067	82.86	11:47:07.191
3 -	51.708	0.296	84.09	11:47:58.899
4 -	51.949	0.537	83.70	11:48:50.848
5 -	51.489 (3)	0.077	84.45	11:49:42.337
6 -	51.919	0.507	83.75	11:50:34.256
7 -	<b>51.412 (1)</b>		<b>84.58</b>	<b>11:51:25.668</b>
8 -	52.634	1.222	82.61	11:52:18.302
9 -	52.728	1.316	82.47	11:53:11.030
10 -	51.421 (2)	0.009	84.56	11:54:02.451
11 -	51.964	0.552	83.68	11:54:54.415
12 -	52.900	1.488	82.20	11:55:47.315
13 -	53.133	1.721	81.84	11:56:40.448
14 -	52.067	0.655	83.51	11:57:32.515
15 -	51.602	0.190	84.27	11:58:24.117
16 -	52.051	0.639	83.54	11:59:16.168
17 -	51.736	0.324	84.05	12:00:07.904
18 -	52.652	1.240	82.59	12:01:00.556

### P15 41 Alexander (Henry) WALKER (R)

LAP	LAP TIME	DIFF	MPH	TIME OF DAY
1 -	1:02.439	11.143	69.64	11:46:14.504
2 -	52.513	1.217	82.81	11:47:07.017
3 -	51.668	0.372	84.16	11:47:58.685
4 -	51.638	0.342	84.21	11:48:50.323
5 -	51.859	0.563	83.85	11:49:42.182
6 -	51.936	0.640	83.73	11:50:34.118
7 -	<b>51.296 (1)</b>		<b>84.77</b>	<b>11:51:25.414</b>
8 -	52.734	1.438	82.46	11:52:18.148
9 -	53.234	1.938	81.68	11:53:11.382
10 -	51.636 (3)	0.340	84.21	11:54:03.018
11 -	51.556 (2)	0.260	84.34	11:54:54.574
12 -	52.597	1.301	82.67	11:55:47.171
13 -	53.139	1.843	81.83	11:56:40.310
14 -	54.262	2.966	80.14	11:57:34.572

DIFF = Difference To Personal Best Lap

15 -	52.593	1.297	82.68	11:58:27.165
16 -	52.171	0.875	83.35	11:59:19.336
17 -	51.736	0.440	84.05	12:00:11.072
18 -	52.085	0.789	83.49	12:01:03.157

### P16 17 Reece LYCETT (R)

LAP	LAP TIME	DIFF	MPH	TIME OF DAY
1 -	1:04.346	12.536	67.58	11:46:16.411
2 -	53.472	1.662	81.32	11:47:09.883
3 -	53.082	1.272	81.92	11:48:02.965
4 -	52.326	0.516	83.10	11:48:55.291
5 -	52.362	0.552	83.04	11:49:47.653
6 -	52.932	1.122	82.15	11:50:40.585
7 -	52.497	0.687	82.83	11:51:33.082
8 -	52.020	0.210	83.59	11:52:25.102
9 -	52.397	0.587	82.99	11:53:17.499
10 -	52.147	0.337	83.39	11:54:09.646
11 -	52.402	0.592	82.98	11:55:02.048
12 -	52.125	0.315	83.42	11:55:54.173
13 -	<b>51.810 (1)</b>		<b>83.93</b>	<b>11:56:45.983</b>
14 -	52.023	0.213	83.59	11:57:38.006
15 -	52.109	0.299	83.45	11:58:30.115
16 -	52.098	0.288	83.46	11:59:22.213
17 -	51.989 (3)	0.179	83.64	12:00:14.202
18 -	51.924 (2)	0.114	83.74	12:01:06.126

### P17 24 Thomas WARD (R)

LAP	LAP TIME	DIFF	MPH	TIME OF DAY
1 -	1:04.527	12.721	67.39	11:46:16.592
2 -	53.571	1.765	81.17	11:47:10.163
3 -	53.091	1.285	81.90	11:48:03.254
4 -	52.272	0.466	83.19	11:48:55.526
5 -	52.492	0.686	82.84	11:49:48.018
6 -	52.406	0.600	82.97	11:50:40.424
7 -	52.286	0.480	83.16	11:51:32.710
8 -	52.107	0.301	83.45	11:52:24.817
9 -	52.505	0.699	82.82	11:53:17.322
10 -	52.146	0.340	83.39	11:54:09.468
11 -	52.455	0.649	82.90	11:55:01.923
12 -	52.657	0.851	82.58	11:55:54.580
13 -	52.034	0.228	83.57	11:56:46.614
14 -	51.919 (3)	0.113	83.75	11:57:38.533
15 -	51.995	0.189	83.63	11:58:30.528
16 -	51.847 (2)	0.041	83.87	11:59:22.375
17 -	52.113	0.307	83.44	12:00:14.488
18 -	<b>51.806 (1)</b>		<b>83.94</b>	<b>12:01:06.294</b>

### P18 217 Samuel HARRISON

LAP	LAP TIME	DIFF	MPH	TIME OF DAY
1 -	1:03.117	11.121	68.89	11:46:15.182
2 -	53.260	1.264	81.64	11:47:08.442
3 -	52.889	0.893	82.22	11:48:01.331
4 -	52.481	0.485	82.86	11:48:53.812
5 -	52.942	0.946	82.13	11:49:46.754
6 -	52.694	0.698	82.52	11:50:39.448
7 -	52.661	0.665	82.57	11:51:32.109
8 -	52.583	0.587	82.69	11:52:24.692
9 -	52.762	0.766	82.41	11:53:17.454
10 -	52.600	0.604	82.67	11:54:10.054
11 -	52.303 (3)	0.307	83.14	11:55:02.357
12 -	52.694	0.698	82.52	11:55:55.051
13 -	52.091 (2)	0.095	83.48	11:56:47.142

Weather / Track : Cloudy / Dry

Brands Hatch Indy  
Circuit Length = 1.2079 miles  
Start: 11:45 Flag 12:00 End: 12:02

# Avon Tyres National and Northern Formula Ford Championships

## RACE 11 - LAP ANALYSIS

DIFF = Difference To Personal Best Lap

14 -	<b>51.996 (1)</b>		<b>83.63</b>	<b>11:57:39.138</b>
15 -	52.482	0.486	82.85	11:58:31.620
16 -	52.640	0.644	82.61	11:59:24.260
17 -	52.367	0.371	83.04	12:00:16.627
18 -	52.486	0.490	82.85	12:01:09.113

DIFF = Difference To Personal Best Lap

13 -	59.771	4.994	72.75	11:57:34.036
14 -	57.327	2.550	75.85	11:58:31.363
15 -	56.644	1.867	76.77	11:59:28.007
16 -	57.226	2.449	75.99	12:00:25.233
17 -	57.925	3.148	75.07	12:01:23.158

<b>P19 6 Peter DALY</b>				
LAP	LAP TIME	DIFF	MPH	TIME OF DAY

1 -	1:03.378	10.904	68.61	11:46:15.443
2 -	53.221	0.747	81.70	11:47:08.664
3 -	53.403	0.929	81.42	11:48:02.067
4 -	52.597	0.123	82.67	11:48:54.664
5 -	52.809	0.335	82.34	11:49:47.473
6 -	53.478	1.004	81.31	11:50:40.951
7 -	52.733	0.259	82.46	11:51:33.684
8 -	52.547 (2)	0.073	82.75	11:52:26.231
9 -	<b>52.474 (1)</b>		<b>82.87</b>	<b>11:53:18.705</b>
10 -	52.579 (3)	0.105	82.70	11:54:11.284
11 -	53.080	0.606	81.92	11:55:04.364
12 -	52.867	0.393	82.25	11:55:57.231
13 -	52.609	0.135	82.65	11:56:49.840
14 -	52.718	0.244	82.48	11:57:42.558
15 -	52.869	0.395	82.25	11:58:35.427
16 -	53.088	0.614	81.91	11:59:28.515
17 -	53.604	1.130	81.12	12:00:22.119
18 -	52.651	0.177	82.59	12:01:14.770

<b>P22 222 Paul TUCKER</b>				
LAP	LAP TIME	DIFF	MPH	TIME OF DAY

1 -	1:06.260	11.954	65.62	11:46:18.325
2 -	56.332	2.026	77.19	11:47:14.657
3 -	55.943	1.637	77.73	11:48:10.600
4 -	1:02.488	8.182	69.59	11:49:13.088
5 -	54.934 (3)	0.628	79.16	11:50:08.022
6 -	55.390	1.084	78.50	11:51:03.412
7 -	55.066	0.760	78.97	11:51:58.478
8 -	55.093	0.787	78.93	11:52:53.571
9 -	<b>54.306 (1)</b>		<b>80.07</b>	<b>11:53:47.877</b>
10 -	54.823 (2)	0.517	79.32	11:54:42.700
11 -	1:05.607	11.301	66.28	11:55:48.307
12 -	55.067	0.761	78.96	11:56:43.374
13 -	55.692	1.386	78.08	11:57:39.066
14 -	55.449	1.143	78.42	11:58:34.515
15 -	55.392	1.086	78.50	11:59:29.907
16 -	55.477	1.171	78.38	12:00:25.384
17 -	1:10.819	16.513	61.40	12:01:36.203

<b>P20 9 Neil PATTEN</b>				
LAP	LAP TIME	DIFF	MPH	TIME OF DAY

1 -	1:04.771	12.085	67.13	11:46:16.836
2 -	53.658	0.972	81.04	11:47:10.494
3 -	53.176	0.490	81.77	11:48:03.670
4 -	53.514	0.828	81.26	11:48:57.184
5 -	53.701	1.015	80.97	11:49:50.885
6 -	53.130	0.444	81.84	11:50:44.015
7 -	53.211	0.525	81.72	11:51:37.226
8 -	53.358	0.672	81.49	11:52:30.584
9 -	52.844 (2)	0.158	82.29	11:53:23.428
10 -	<b>52.686 (1)</b>		<b>82.53</b>	<b>11:54:16.114</b>
11 -	52.971 (3)	0.285	82.09	11:55:09.085
12 -	52.972	0.286	82.09	11:56:02.057
13 -	53.070	0.384	81.94	11:56:55.127
14 -	53.007	0.321	82.03	11:57:48.134
15 -	53.085	0.399	81.91	11:58:41.219
16 -	53.285	0.599	81.61	11:59:34.504
17 -	53.107	0.421	81.88	12:00:27.611
18 -	57.370	4.684	75.79	12:01:24.981

<b>P21 4 Jonathan BARNES</b>				
LAP	LAP TIME	DIFF	MPH	TIME OF DAY

1 -	1:08.091	13.314	63.86	11:46:20.156
2 -	56.442	1.665	77.04	11:47:16.598
3 -	55.167	0.390	78.82	11:48:11.765
4 -	57.661	2.884	75.41	11:49:09.426
5 -	54.918 (3)	0.141	79.18	11:50:04.344
6 -	55.009	0.232	79.05	11:50:59.353
7 -	55.250	0.473	78.70	11:51:54.603
8 -	<b>54.777 (1)</b>		<b>79.38</b>	<b>11:52:49.380</b>
9 -	54.812 (2)	0.035	79.33	11:53:44.192
10 -	55.003	0.226	79.06	11:54:39.195
11 -	57.540	2.763	75.57	11:55:36.735
12 -	57.530	2.753	75.58	11:56:34.265

Weather / Track : Cloudy / Dry

Brands Hatch Indy  
Circuit Length = 1.2079 miles  
Start: 11:45 Flag 12:00 End: 12:02

# Avon Tyres National and Northern Formula Ford Championships

## RACE 11 - STATISTICS

Competitors Started	22
Planned Start	2020-09-27 @ 11:40:00.000
Actual Start	2020-09-27 @ 11:45:12.064
Finish Time	2020-09-27 @ 12:00:43.745
Track Length	1.2079mi.
Total Laps	394
Total Distance Covered	475.9305mi.

### Session Fastest Lap History

NO	CL	NAME	LAP TIME	TIME OF DAY	LAP	VEHICLE
25	Pro	Neil MACLENNAN	58.141	11:46:10.219	1	Spectrum KMR
7	Pro	Chris MIDDLEHURST	51.927	11:47:02.290	2	Van Diemen LA10
7	Pro	Chris MIDDLEHURST	51.749	11:47:54.038	3	Van Diemen LA10
25	Pro	Neil MACLENNAN	51.738	11:47:54.184	3	Spectrum KMR
42	Pro	Maxwell ESTERSON (R)	51.701	11:47:58.436	3	VanDiemen RF99
41	Pro	Alexander (Henry) WALKER (R)	51.668	11:47:58.694	3	Van Diemen RF00
7	Pro	Chris MIDDLEHURST	51.543	11:48:45.581	4	Van Diemen LA10
23	Pro	Bryce ARON	51.383	11:48:46.782	4	Ray GR19
89	Pro	Jamie SHARP	51.277	11:48:52.450	4	Medina Sport JL17
89	Pro	Jamie SHARP	51.004	11:50:34.739	6	Medina Sport JL17
122	Pro	Jonathan BROWNE	50.877	11:52:12.129	8	Ray GR19
45	Pro	Rory SMITH	50.810	11:52:13.028	8	Medina JL18
1	Pro	Ross MARTIN	50.806	11:53:03.254	9	Van Diemen RF99
122	Pro	Jonathan BROWNE	50.805	11:53:53.860	10	Ray GR19
45	Pro	Rory SMITH	50.777	11:53:54.630	10	Medina JL18
45	Pro	Rory SMITH	50.649	11:54:45.277	11	Medina JL18

### Session Leader History

NO	CL	NAME	FROM LAP	LAPS LED	DISTANCE	VEHICLE
25	Pro	Neil MACLENNAN	1	1	1.20 miles	Spectrum KMR
7	Pro	Chris MIDDLEHURST	2	17	20.53 miles	Van Diemen LA10

### Flag History

TYPE	TIME OF DAY
GREEN	11:45:12.064
FINISH	12:00:43.745

### Flag Statistics

TYPE	COUNT	TOTAL LAPS	TOTAL TIME
Green	1	18	16:54.356
Red	0	0	0.000
Safety Car	0	0	0.000
FCY	0	0	0.000

Weather / Track : Cloudy / Dry

Brands Hatch Indy  
Circuit Length = 1.2079 miles  
Start: 11:45 Flag 12:00 End: 12:02

# Avon Tyres National and Northern Formula Ford Championships

## RACE 11 - STATISTICS

CLASS : Pro

17 Starters

### Fastest Lap History

NO	NAME	LAP TIME	TIME OF DAY	LAP	VEHICLE
25	Neil MACLENNAN	58.141	11:46:10.219	1	Spectrum KMR
7	Chris MIDDLEHURST	51.927	11:47:02.290	2	Van Diemen LA10
7	Chris MIDDLEHURST	51.749	11:47:54.038	3	Van Diemen LA10
25	Neil MACLENNAN	51.738	11:47:54.184	3	Spectrum KMR
42	Maxwell ESTERSON (R)	51.701	11:47:58.436	3	VanDiemen RF99
41	Alexander (Henry) WALKER (R)	51.668	11:47:58.694	3	Van Diemen RF00
7	Chris MIDDLEHURST	51.543	11:48:45.581	4	Van Diemen LA10
23	Bryce ARON	51.383	11:48:46.782	4	Ray GR19
89	Jamie SHARP	51.277	11:48:52.450	4	Medina Sport JL17
89	Jamie SHARP	51.004	11:50:34.739	6	Medina Sport JL17
122	Jonathan BROWNE	50.877	11:52:12.129	8	Ray GR19
45	Rory SMITH	50.810	11:52:13.028	8	Medina JL18
1	Ross MARTIN	50.806	11:53:03.254	9	Van Diemen RF99
122	Jonathan BROWNE	50.805	11:53:53.860	10	Ray GR19
45	Rory SMITH	50.777	11:53:54.630	10	Medina JL18
45	Rory SMITH	50.649	11:54:45.277	11	Medina JL18

### Leader History

NO	NAME	FROM LAP	LAPS LED	DISTANCE	VEHICLE
25	Neil MACLENNAN	1	1	1.20 miles	Spectrum KMR
7	Chris MIDDLEHURST	2	17	20.53 miles	Van Diemen LA10

Weather / Track : Cloudy / Dry

Brands Hatch Indy  
Circuit Length = 1.2079 miles  
Start: 11:45 Flag 12:00 End: 12:02

# Avon Tyres National and Northern Formula Ford Championships

## RACE 11 - STATISTICS

CLASS : SCA

1 Starters

### Fastest Lap History

NO	NAME	LAP TIME	TIME OF DAY	LAP	VEHICLE
222	Paul TUCKER	<b>1:06.260</b>	11:46:18.343	1	Swift SC92
222	Paul TUCKER	<b>56.332</b>	11:47:14.675	2	Swift SC92
222	Paul TUCKER	<b>55.943</b>	11:48:10.618	3	Swift SC92
222	Paul TUCKER	<b>54.934</b>	11:50:08.040	5	Swift SC92
222	Paul TUCKER	<b>54.306</b>	11:53:47.894	9	Swift SC92

### Leader History

NO	NAME	FROM LAP	LAPS LED	DISTANCE	VEHICLE
222	Paul TUCKER	1	17	20.53 miles	Swift SC92

# Avon Tyres National and Northern Formula Ford Championships

## RACE 11 - STATISTICS

CLASS : SCB

3 Starters

### Fastest Lap History

NO	NAME	LAP TIME	TIME OF DAY	LAP	VEHICLE
6	Peter DALY	1:03.378	11:46:15.444	1	Van Diemen RF88
6	Peter DALY	53.221	11:47:08.665	2	Van Diemen RF88
9	Neil PATTEN	53.176	11:48:03.684	3	Van Diemen RF89
6	Peter DALY	52.597	11:48:54.665	4	Van Diemen RF88
6	Peter DALY	52.547	11:52:26.232	8	Van Diemen RF88
6	Peter DALY	52.474	11:53:18.706	9	Van Diemen RF88

### Leader History

NO	NAME	FROM LAP	LAPS LED	DISTANCE	VEHICLE
6	Peter DALY	1	18	21.74 miles	Van Diemen RF88

Weather / Track : Cloudy / Dry

Results can be found at [www.tsl-timing.com](http://www.tsl-timing.com)

Page 4 of 5

Brands Hatch Indy  
Circuit Length = 1.2079 miles  
Start: 11:45 Flag 12:00 End: 12:02

Printed - 12:04 Sunday, 27 September 2020



# Avon Tyres National and Northern Formula Ford Championships

## RACE 11 - STATISTICS

CLASS : SCC

1 Starters

### Fastest Lap History

NO	NAME	LAP TIME	TIME OF DAY	LAP	VEHICLE
217	Samuel HARRISON	<b>1:03.117</b>	11:46:15.206	1	Royale RP29
217	Samuel HARRISON	<b>53.260</b>	11:47:08.466	2	Royale RP29
217	Samuel HARRISON	<b>52.889</b>	11:48:01.281	3	Royale RP29
217	Samuel HARRISON	<b>52.481</b>	11:48:53.836	4	Royale RP29
217	Samuel HARRISON	<b>52.303</b>	11:55:02.382	11	Royale RP29
217	Samuel HARRISON	<b>52.091</b>	11:56:47.166	13	Royale RP29
217	Samuel HARRISON	<b>51.996</b>	11:57:39.138	14	Royale RP29

### Leader History

NO	NAME	FROM LAP	LAPS LED	DISTANCE	VEHICLE
217	Samuel HARRISON	1	18	21.74 miles	Royale RP29




# Avon Tyres National and Northern Formula Ford Championships

## RACE 18 - GRID (15 minutes) - AMENDED

ROW 11	21	4 Jonathan BARNES	22	222 Paul TUCKER
ROW 10	19	6 Peter DALY	20	9 Neil PATTEN
ROW 9	17	24 Thomas WARD (R)	18	217 Samuel HARRISON
ROW 8	15	41 Alexander (Henry) WALKER (R)	16	17 Reece LYCETT (R)
ROW 7	13	116 Michael MACPHERSON	14	177 Matthew COWLEY
ROW 6	11	88 Morgan QUINN	12	30 Grant PALMER
ROW 5	9	46 Luke COOPER	10	42 Maxwell ESTERSON (R)
ROW 4	7	29 Stuart GOUGH	8	89 Jamie SHARP
ROW 3	5	25 Neil MACLENNAN	6	7 Chris MIDDLEHURST
ROW 2	3	45 Rory SMITH	4	122 Jonathan BROWNE
ROW 1	1	1 Ross MARTIN	2	23 Bryce ARON

**Pole**



Brands Hatch Indy  
Circuit Length = 1.2079 miles

These results are provisional until the conclusion of any judicial and technical matters.

Clerk Of Course :	Steward :	Timekeeper : Nick Palmer
-------------------	-----------	--------------------------

Results can be found at [www.tsl-timing.com](http://www.tsl-timing.com)

Printed - 13:45 Sunday, 27 September 2020





# Avon Tyres National and Northern Formula Ford Championships

## RACE 18 - CLASSIFICATION

POS	NO	CL	PIC NAME	ENTRY	LAPS	TIME	GAP	DIFF	MPH	BEST	ON
1	25	Pro	1 Neil MACLENNAN	Spectrum KMR	18	15:33.447			83.85	50.821	8
2	45	Pro	2 Rory SMITH	Medina JL18	18	15:33.609	0.162	0.162	83.84	50.734	8
3	1	Pro	3 Ross MARTIN	Van Diemen RF99	18	15:34.476	1.029	0.867	83.76	51.120	6
4	122	Pro	4 Jonathan BROWNE	Ray GR19	18	15:34.545	1.098	0.069	83.75	50.779	9
5	23	Pro	5 Bryce ARON	Ray GR19	18	15:34.622	1.175	0.077	83.75	50.764	9
6	46	Pro	6 Luke COOPER	Swift SC18	18	15:34.759	1.312	0.137	83.73	50.938	16
7	88	Pro	7 Morgan QUINN	Van Diemen RF99	18	15:35.449	2.002	0.690	83.67	51.080	18
8	29	Pro	8 Stuart GOUGH	Van Diemen JL13	18	15:35.857	2.410	0.408	83.63	51.205	12
9	177*	Pro	9 Matthew COWLEY	Van Diemen JL15	18	15:36.091	2.644	0.234	83.61	50.905	10
10	30	Pro	10 Grant PALMER	Ray GR15	18	15:40.330	6.883	4.239	83.24	51.282	7
11	42	Pro	11 Maxwell ESTERSON (R)	VanDiemen RF99	18	15:40.489	7.042	0.159	83.22	51.187	7
12	41	Pro	12 Alexander (Henry) WALKER (R)	Van Diemen RF00	18	15:41.100	7.653	0.611	83.17	51.175	16
13	116	Pro	13 Michael MACPHERSON	Spectrum 011	18	15:41.309	7.862	0.209	83.15	51.076	13
14	7	Pro	14 Chris MIDDLEHURST	Van Diemen LA10	18	15:42.386	8.939	1.077	83.06	50.807	6
15	24	Pro	15 Thomas WARD (R)	Medina Sport BH20	18	15:44.595	11.148	2.209	82.86	51.472	13
16	17	Pro	16 Reece LYCETT (R)	KMR Spectrum	18	15:55.248	21.801	10.653	81.94	51.921	9
17	6	SCB	1 Peter DALY	Van Diemen RF88	18	16:01.070	27.623	5.822	81.44	52.250	8
18	217	SCC	1 Samuel HARRISON	Royale RP29	18	16:01.113	27.666	0.043	81.44	52.267	8
19	9	SCB	2 Neil PATTEN	Van Diemen RF89	18	16:12.412	38.965	11.299	80.49	52.885	11
20	222	SCA	1 Paul TUCKER	Swift SC92	17	15:55.874	1 Lap	1 Lap	77.33	54.997	9
21	4	SCB	3 Jonathan BARNES	Van Dieman RF89	17	15:56.956	1 Lap	1.082	77.25	54.296	15

### NOT CLASSIFIED

DNF	89	Pro	Jamie SHARP	Medina Sport JL17	16	13:50.763	2 Laps	1 Lap	83.75	50.783	9
-----	----	-----	-------------	-------------------	----	-----------	--------	-------	-------	--------	---

### FASTEST LAP

45	Pro	Rory SMITH	Medina JL18	8	50.734	85.71 mph	137.94 kph
6	SCB	Peter DALY	Van Diemen RF88	8	52.250	83.22 mph	133.94 kph
217	SCC	Samuel HARRISON	Royale RP29	8	52.267	83.19 mph	133.89 kph
222	SCA	Paul TUCKER	Swift SC92	9	54.997	79.06 mph	127.25 kph

\*Car 89 - transponder working intermittently, please check position.

Weather / Track : Cloudy / Dry

These results are provisional until the conclusion of any judicial and technical matters.

Brands Hatch Indy

Circuit Length = 1.2079 miles

Start: 16:45 Flag 17:00 End: 17:01

Clerk Of Course :	Steward :	Timekeeper : Nick Palmer
-------------------	-----------	--------------------------

Results can be found at [www.tsl-timing.com](http://www.tsl-timing.com)

Printed - 17:03 Sunday, 27 September 2020



# Avon Tyres National and Northern Formula Ford Championships

## RACE 18 - LAP CHART

LAP 1 @ 16:46:21.057			LAP 2 @ 16:47:12.752			LAP 3 @ 16:48:04.268			LAP 4 @ 16:48:55.655			LAP 5 @ 16:49:46.857		
NO	BEHIND	LAP TIME	NO	BEHIND	LAP TIME	NO	BEHIND	LAP TIME	NO	BEHIND	LAP TIME	NO	BEHIND	LAP TIME
1		56.938	1		51.695	1		51.516	1		51.387	1		51.202
23	0.918	57.856	23	1.465	52.242	23	1.704	51.755	23	1.540	51.223	23	1.422	51.084
45	1.086	58.024	45	1.603	52.212	45	1.863	51.776	45	1.794	51.318	45	1.973	51.381
25	1.853	58.791	25	1.618	51.460	25	2.036	51.934	25	1.937	51.288	25	2.117	51.382
122	2.211	59.149	122	1.997	51.481	122	2.191	51.710	122	2.529	51.725	122	2.421	51.094
89	2.598	59.536	89	2.514	51.611	89	2.451	51.453	89	2.701	51.637	89	2.604	51.105
29	2.933	59.871	7	2.670	51.304	7	2.617	51.463	29	4.155	51.938	29	4.378	51.425
7	3.061	59.999	29	3.467	52.229	29	3.604	51.653	46	4.280	51.874	46	4.511	51.433
46	3.539	1:00.477	46	3.729	51.885	46	3.793	51.580	42	4.560	51.870	88	5.202	51.706
42	3.697	1:00.635	42	4.114	52.112	42	4.077	51.479	88	4.698	51.555	42	5.357	51.999
88	4.358	1:01.296	88	4.482	51.819	88	4.530	51.564	177	4.945	51.654	177	5.484	51.741
177	4.521	1:01.459	177	4.728	51.902	177	4.678	51.466	116	5.372	51.658	116	5.527	51.357
30	4.645	1:01.583	116	5.146	52.115	116	5.101	51.471	30	6.586	51.752	30	6.700	51.316
116	4.726	1:01.664	30	5.595	52.645	30	6.221	52.142	41	7.128	52.002	41	7.379	51.453
41	5.005	1:01.943	41	5.768	52.458	41	6.513	52.261	24	7.610	51.895	24	8.320	51.912
24	5.171	1:02.109	24	6.330	52.854	24	7.102	52.288	17	9.781	52.496	17	10.889	52.310
17	5.525	1:02.463	17	7.232	53.402	17	8.672	52.956	6	10.369	52.747	6	11.518	52.351
6	6.124	1:03.062	6	7.704	53.275	6	9.009	52.821	217	10.642	52.810	217	11.782	52.342
217	6.414	1:03.352	217	7.979	53.260	217	9.219	52.756	7	14.079	1:02.849	7	13.946	51.069
9	7.265	1:04.203	9	9.883	54.313	9	12.326	53.959	9	14.272	53.333	9	16.166	53.096
222	9.927	1:06.865	222	14.075	55.843	222	18.298	55.739	222	22.763	55.852	4	27.893	56.183
4	10.597	1:07.535	4	15.000	56.098	4	19.156	55.672	4	22.912	55.143	222	28.605	57.044

Weather / Track : Cloudy / Dry

# Avon Tyres National and Northern Formula Ford Championships

## RACE 18 - LAP CHART

LAP 6 @ 16:50:37.977			LAP 7 @ 16:51:29.281			LAP 8 @ 16:52:20.460			LAP 9 @ 16:53:11.612			LAP 10 @ 16:54:03.055		
NO	BEHIND	LAP TIME	NO	BEHIND	LAP TIME	NO	BEHIND	LAP TIME	NO	BEHIND	LAP TIME	NO	BEHIND	LAP TIME
1		51.120	1		51.304	1		51.179	1		51.152	1		51.443
23	1.344	51.042	23	0.859	50.819	23	0.662	50.982	23	0.274	50.764	23	0.164	51.333
25	2.139	51.142	25	1.902	51.067	25	1.544	50.821	25	1.348	50.956	25	0.887	50.982
45	2.317	51.464	45	2.134	51.121	45	1.689	50.734	45	1.523	50.986	45	1.052	50.972
122	2.503	51.202	89	2.362	51.092	89	2.029	50.846	89	1.660	50.783	89	1.213	50.996
89	2.574	51.090	122	2.707	51.508	122	2.496	50.968	122	2.123	50.779	122	1.484	50.804
29	4.785	51.527	29	4.847	51.366	29	4.898	51.230	29	5.134	51.388	29	5.194	51.503
46	5.112	51.721	46	5.062	51.254	46	5.085	51.202	46	5.281	51.348	46	5.353	51.515
88	5.526	51.444	88	5.578	51.356	88	5.741	51.342	88	5.927	51.338	88	5.675	51.191
42	5.864	51.627	42	5.747	51.187	42	6.226	51.658	177	6.528	51.396	177	5.990	50.905
177	6.222	51.858	177	5.980	51.062	177	6.284	51.483	42	6.926	51.852	42	7.930	52.447
116	6.367	51.960	116	6.628	51.565	116	6.624	51.175	116	6.972	51.500	116	7.955	52.426
30	7.331	51.751	30	7.309	51.282	30	7.485	51.355	30	8.030	51.697	30	8.255	51.668
41	7.707	51.448	41	8.076	51.673	41	8.464	51.567	41	8.531	51.219	41	8.985	51.897
24	9.007	51.807	24	9.391	51.688	24	9.780	51.568	24	10.174	51.546	24	10.222	51.491
17	12.201	52.432	17	12.980	52.083	7	13.177	51.015	7	13.017	50.992	7	12.520	50.946
6	12.844	52.446	7	13.341	51.012	17	14.108	52.307	17	14.877	51.921	17	15.519	52.085
217	13.219	52.557	6	14.112	52.572	6	15.183	52.250	6	16.534	52.503	217	17.745	52.494
7	13.633	50.807	217	14.461	52.546	217	15.549	52.267	217	16.694	52.297	6	18.005	52.914
9	18.256	53.210	9	20.103	53.151	9	22.373	53.449	9	24.575	53.354	9	26.294	53.162
4	31.956	55.183	4	35.476	54.824	4	39.312	55.015	4	43.451	55.291	4	47.404	55.396
222	33.030	55.545	222	37.074	55.348	222	41.466	55.571	222	45.311	54.997	222	49.140	55.272

Weather / Track : Cloudy / Dry

# Avon Tyres National and Northern Formula Ford Championships

## RACE 18 - LAP CHART

LAP 11 @ 16:54:55.254			LAP 12 @ 16:55:46.960			LAP 13 @ 16:56:38.871			LAP 14 @ 16:57:30.537			LAP 15 @ 16:58:23.147		
NO	BEHIND	LAP TIME	NO	BEHIND	LAP TIME	NO	BEHIND	LAP TIME	NO	BEHIND	LAP TIME	NO	BEHIND	LAP TIME
1		52.199	1		51.706	1		51.911	1		51.666	25		52.467
23	0.137	52.172	25	0.179	51.601	25	0.177	51.909	25	0.143	51.632	45	0.216	52.521
25	0.284	51.596	23	0.355	51.924	45	0.325	51.822	45	0.305	51.646	1	0.385	52.995
45	0.431	51.578	45	0.414	51.689	23	0.375	51.931	89	0.334	51.460	89	0.402	52.678
89	0.588	51.574	89	0.541	51.659	89	0.540	51.910	23	0.504	51.795	122	0.568	52.377
122	0.860	51.575	222	1 Lap	55.519	122	0.828	51.846	122	0.801	51.639	23	0.758	52.864
29	4.457	51.462	122	0.893	51.739	29	3.845	51.800	29	3.553	51.374	46	2.312	51.059
46	4.628	51.474	29	3.956	51.205	4	1 Lap	57.380	46	3.863	51.519	29	2.361	51.418
88	4.820	51.344	46	4.261	51.339	46	4.010	51.660	88	4.033	51.553	88	2.632	51.209
177	5.077	51.286	88	4.441	51.327	88	4.146	51.616	177	5.340	52.404	177	3.881	51.151
42	7.384	51.653	177	4.942	51.571	222	1 Lap	55.463	30	7.446	51.920	30	6.252	51.416
30	7.547	51.491	30	7.462	51.621	177	4.602	51.571	42	7.743	51.946	42	6.445	51.312
41	8.299	51.513	42	7.662	51.984	30	7.192	51.641	41	7.966	51.919	41	7.174	51.818
116	8.457	52.701	41	8.028	51.435	42	7.463	51.712	116	8.189	51.996	116	7.368	51.789
24	9.668	51.645	116	8.694	51.943	41	7.713	51.596	222	1 Lap	55.794	7	7.811	51.333
7	11.297	50.976	24	9.483	51.521	116	7.859	51.076	24	9.066	51.688	24	9.732	53.276
17	15.354	52.034	7	10.617	51.026	24	9.044	51.472	7	9.088	51.140	222	1 Lap	55.344
217	18.068	52.522	17	15.846	52.198	7	9.614	50.908	4	1 Lap	58.641	4	1 Lap	54.646
6	18.248	52.442	217	19.800	53.438	17	16.130	52.195	17	16.747	52.283	17	16.355	52.218
9	26.980	52.885	6	19.968	53.426	217	20.719	52.830	217	22.479	53.426	6	23.041	53.027
4	50.217	55.012	9	28.341	53.067	6	20.892	52.835	6	22.624	53.398	217	23.193	53.324
						9	31.305	54.875	9	32.562	52.923	9	33.576	53.624

Weather / Track : Cloudy / Dry

Results can be found at [www.tsl-timing.com](http://www.tsl-timing.com)

Page 3 of 4

Brands Hatch Indy  
 Circuit Length = 1.2079 miles  
 Start: 16:45 Flag 17:00 End: 17:01

Printed - 17:05 Sunday, 27 September 2020

# Avon Tyres National and Northern Formula Ford Championships

## RACE 18 - LAP CHART

LAP 16 @ 16:59:14.536			LAP 17 @ 17:00:06.013			LAP 18 @ 17:00:57.566		
NO	BEHIND	LAP TIME	NO	BEHIND	LAP TIME	NO	BEHIND	LAP TIME
<b>25</b>		51.389	<b>25</b>		51.477	<b>25</b>		51.553
<b>45</b>	0.162	51.335	<b>45</b>	0.140	51.455	<b>45</b>	0.162	51.575
<b>1</b>	0.221	51.225	<b>1</b>	0.883	52.139	<b>1</b>	1.029	51.699
<b>89</b>	0.346	51.333	<b>122</b>	1.026	52.014	<b>122</b>	1.098	51.625
<b>122</b>	0.489	51.310	<b>23</b>	1.162	52.007	<b>23</b>	1.175	51.566
<b>23</b>	0.632	51.263	<b>46</b>	1.509	51.125	<b>46</b>	1.312	51.356
<b>46</b>	1.861	50.938	<b>29</b>	2.311	51.358	<b>88</b>	2.002	51.080
<b>29</b>	2.430	51.458	<b>88</b>	2.475	51.329	<b>29</b>	2.410	51.652
<b>88</b>	2.623	51.380	<b>177</b>	3.163	50.950	<b>177</b>	2.644	51.034
<b>177</b>	3.690	51.198	<b>30</b>	6.733	51.759	<b>30</b>	6.883	51.703
<b>30</b>	6.451	51.588	<b>42</b>	6.862	51.753	<b>42</b>	7.042	51.733
<b>42</b>	6.586	51.530	<b>41</b>	7.396	51.913	<b>41</b>	7.653	51.810
<b>41</b>	6.960	51.175	<b>116</b>	7.539	51.895	<b>116</b>	7.862	51.876
<b>116</b>	7.121	51.142	<b>7</b>	8.850	52.189	<b>7</b>	8.939	51.642
<b>7</b>	8.138	51.716	<b>24</b>	10.566	51.884	<b>24</b>	11.148	52.135
<b>24</b>	10.159	51.816	<b>17</b>	18.499	53.044	<b>17</b>	21.801	54.855
<b>222</b>	1 Lap	55.298	<b>222</b>	1 Lap	55.380	<b>222</b>	1 Lap	55.000
<b>4</b>	1 Lap	54.296	<b>4</b>	1 Lap	55.320	<b>4</b>	1 Lap	55.321
<b>17</b>	16.932	51.966	<b>217</b>	26.018	52.802	<b>6</b>	27.623	53.124
<b>6</b>	24.550	52.898	<b>6</b>	26.052	52.979	<b>217</b>	27.666	53.201
<b>217</b>	24.693	52.889	<b>9</b>	37.017	53.282	<b>9</b>	38.965	53.501
<b>9</b>	35.212	53.025						

Weather / Track : Cloudy / Dry

Results can be found at [www.tsl-timing.com](http://www.tsl-timing.com)

Page 4 of 4

Brands Hatch Indy  
 Circuit Length = 1.2079 miles  
 Start: 16:45 Flag 17:00 End: 17:01

Printed - 17:05 Sunday, 27 September 2020

# Avon Tyres National and Northern Formula Ford Championships

## RACE 18 - LAP ANALYSIS

DIFF = Difference To Personal Best Lap

P1 25 Neil MACLENNAN				
LAP	LAP TIME	DIFF	MPH	TIME OF DAY
1 -	58.791	7.970	73.96	16:46:22.910
2 -	51.460	0.639	84.50	16:47:14.370
3 -	51.934	1.113	83.73	16:48:06.304
4 -	51.288	0.467	84.78	16:48:57.592
5 -	51.382	0.561	84.63	16:49:48.974
6 -	51.142	0.321	85.02	16:50:40.116
7 -	51.067	0.246	85.15	16:51:31.183
8 -	<b>50.821 (1)</b>		<b>85.56</b>	<b>16:52:22.004</b>
9 -	50.956 (2)	0.135	85.34	16:53:12.960
10 -	50.982 (3)	0.161	85.29	16:54:03.942
11 -	51.596	0.775	84.28	16:54:55.538
12 -	51.601	0.780	84.27	16:55:47.139
13 -	51.909	1.088	83.77	16:56:39.048
14 -	51.632	0.811	84.22	16:57:30.680
15 -	52.467	1.646	82.88	16:58:23.147
16 -	51.389	0.568	84.62	16:59:14.536
17 -	51.477	0.656	84.47	17:00:06.013
18 -	51.553	0.732	84.35	17:00:57.566

P2 45 Rory SMITH				
LAP	LAP TIME	DIFF	MPH	TIME OF DAY
1 -	58.024	7.290	74.94	16:46:22.143
2 -	52.212	1.478	83.28	16:47:14.355
3 -	51.776	1.042	83.98	16:48:06.131
4 -	51.318	0.584	84.73	16:48:57.449
5 -	51.381	0.647	84.63	16:49:48.830
6 -	51.464	0.730	84.49	16:50:40.294
7 -	51.121	0.387	85.06	16:51:31.415
8 -	<b>50.734 (1)</b>		<b>85.71</b>	<b>16:52:22.149</b>
9 -	50.986 (3)	0.252	85.29	16:53:13.135
10 -	50.972 (2)	0.238	85.31	16:54:04.107
11 -	51.578	0.844	84.31	16:54:55.685
12 -	51.689	0.955	84.13	16:55:47.374
13 -	51.822	1.088	83.91	16:56:39.196
14 -	51.646	0.912	84.20	16:57:30.842
15 -	52.521	1.787	82.79	16:58:23.363
16 -	51.335	0.601	84.71	16:59:14.698
17 -	51.455	0.721	84.51	17:00:06.153
18 -	51.575	0.841	84.31	17:00:57.728

P3 1 Ross MARTIN				
LAP	LAP TIME	DIFF	MPH	TIME OF DAY
1 -	56.938	5.818	76.37	16:46:21.057
2 -	51.695	0.575	84.12	16:47:12.752
3 -	51.516	0.396	84.41	16:48:04.268
4 -	51.387	0.267	84.62	16:48:55.655
5 -	51.202	0.082	84.93	16:49:46.857
6 -	<b>51.120 (1)</b>		<b>85.06</b>	<b>16:50:37.977</b>
7 -	51.304	0.184	84.76	16:51:29.281
8 -	51.179 (3)	0.059	84.96	16:52:20.460
9 -	51.152 (2)	0.032	85.01	16:53:11.612
10 -	51.443	0.323	84.53	16:54:03.055
11 -	52.199	1.079	83.30	16:54:55.254
12 -	51.706	0.586	84.10	16:55:46.960
13 -	51.911	0.791	83.77	16:56:38.871
14 -	51.666	0.546	84.16	16:57:30.537
15 -	52.995	1.875	82.05	16:58:23.532
16 -	51.225	0.105	84.89	16:59:14.757
17 -	52.139	1.019	83.40	17:00:06.896
18 -	51.699	0.579	84.11	17:00:58.595

DIFF = Difference To Personal Best Lap

P4 122 Jonathan BROWNE				
LAP	LAP TIME	DIFF	MPH	TIME OF DAY
1 -	59.149	8.370	73.51	16:46:23.268
2 -	51.481	0.702	84.47	16:47:14.749
3 -	51.710	0.931	84.09	16:48:06.459
4 -	51.725	0.946	84.07	16:48:58.184
5 -	51.094	0.315	85.10	16:49:49.278
6 -	51.202	0.423	84.93	16:50:40.480
7 -	51.508	0.729	84.42	16:51:31.988
8 -	50.968 (3)	0.189	85.32	16:52:22.956
9 -	<b>50.779 (1)</b>		<b>85.63</b>	<b>16:53:13.735</b>
10 -	50.804 (2)	0.025	85.59	16:54:04.539
11 -	51.575	0.796	84.31	16:54:56.114
12 -	51.739	0.960	84.04	16:55:47.853
13 -	51.846	1.067	83.87	16:56:39.699
14 -	51.639	0.860	84.21	16:57:31.338
15 -	52.377	1.598	83.02	16:58:23.715
16 -	51.310	0.531	84.75	16:59:15.025
17 -	52.014	1.235	83.60	17:00:07.039
18 -	51.625	0.846	84.23	17:00:58.664

P5 23 Bryce ARON				
LAP	LAP TIME	DIFF	MPH	TIME OF DAY
1 -	57.856	7.092	75.16	16:46:21.975
2 -	52.242	1.478	83.23	16:47:14.217
3 -	51.755	0.991	84.02	16:48:05.972
4 -	51.223	0.459	84.89	16:48:57.195
5 -	51.084	0.320	85.12	16:49:48.279
6 -	51.042	0.278	85.19	16:50:39.321
7 -	50.819 (2)	0.055	85.57	16:51:30.140
8 -	50.982 (3)	0.218	85.29	16:52:21.122
9 -	<b>50.764 (1)</b>		<b>85.66</b>	<b>16:53:11.886</b>
10 -	51.333	0.569	84.71	16:54:03.219
11 -	52.172	1.408	83.35	16:54:55.391
12 -	51.924	1.160	83.74	16:55:47.315
13 -	51.931	1.167	83.73	16:56:39.246
14 -	51.795	1.031	83.95	16:57:31.041
15 -	52.864	2.100	82.26	16:58:23.905
16 -	51.263	0.499	84.82	16:59:15.168
17 -	52.007	1.243	83.61	17:00:07.175
18 -	51.566	0.802	84.33	17:00:58.741

P6 46 Luke COOPER				
LAP	LAP TIME	DIFF	MPH	TIME OF DAY
1 -	1:00.477	9.539	71.90	16:46:24.596
2 -	51.885	0.947	83.81	16:47:16.481
3 -	51.580	0.642	84.30	16:48:08.061
4 -	51.874	0.936	83.83	16:48:59.935
5 -	51.433	0.495	84.54	16:49:51.368
6 -	51.721	0.783	84.07	16:50:43.089
7 -	51.254	0.316	84.84	16:51:34.343
8 -	51.202	0.264	84.93	16:52:25.545
9 -	51.348	0.410	84.68	16:53:16.893
10 -	51.515	0.577	84.41	16:54:08.408
11 -	51.474	0.536	84.48	16:54:59.882
12 -	51.339	0.401	84.70	16:55:51.221
13 -	51.660	0.722	84.17	16:56:42.881
14 -	51.519	0.581	84.40	16:57:34.400
15 -	51.059 (2)	0.121	85.16	16:58:25.459
16 -	<b>50.938 (1)</b>		<b>85.37</b>	<b>16:59:16.397</b>
17 -	51.125 (3)	0.187	85.05	17:00:07.522

Weather / Track : Cloudy / Dry

Brands Hatch Indy

Circuit Length = 1.2079 miles

Start: 16:45 Flag 17:00 End: 17:01



# Avon Tyres National and Northern Formula Ford Championships

## RACE 18 - LAP ANALYSIS

DIFF = Difference To Personal Best Lap

18 - 51.356 0.418 84.67 17:00:58.878

<b>P7 88 Morgan QUINN</b>				
LAP	LAP TIME	DIFF	MPH	TIME OF DAY
1 -	1:01.296	10.216	70.94	16:46:25.415
2 -	51.819	0.739	83.91	16:47:17.234
3 -	51.564	0.484	84.33	16:48:08.798
4 -	51.555	0.475	84.34	16:49:00.353
5 -	51.706	0.626	84.10	16:49:52.059
6 -	51.444	0.364	84.53	16:50:43.503
7 -	51.356	0.276	84.67	16:51:34.859
8 -	51.342	0.262	84.69	16:52:26.201
9 -	51.338	0.258	84.70	16:53:17.539
10 -	51.191 (2)	0.111	84.94	16:54:08.730
11 -	51.344	0.264	84.69	16:55:00.074
12 -	51.327	0.247	84.72	16:55:51.401
13 -	51.616	0.536	84.24	16:56:43.017
14 -	51.553	0.473	84.35	16:57:34.570
15 -	51.209 (3)	0.129	84.91	16:58:25.779
16 -	51.380	0.300	84.63	16:59:17.159
17 -	51.329	0.249	84.72	17:00:08.488
18 -	<b>51.080 (1)</b>	<b>85.13</b>	<b>85.13</b>	<b>17:00:59.568</b>

<b>P8 29 Stuart GOUGH</b>				
LAP	LAP TIME	DIFF	MPH	TIME OF DAY
1 -	59.871	8.666	72.63	16:46:23.990
2 -	52.229	1.024	83.26	16:47:16.219
3 -	51.653	0.448	84.18	16:48:07.872
4 -	51.938	0.733	83.72	16:48:59.810
5 -	51.425	0.220	84.56	16:49:51.235
6 -	51.527	0.322	84.39	16:50:42.762
7 -	51.366	0.161	84.65	16:51:34.128
8 -	51.230 (2)	0.025	84.88	16:52:25.358
9 -	51.388	0.183	84.62	16:53:16.746
10 -	51.503	0.298	84.43	16:54:08.249
11 -	51.462	0.257	84.50	16:54:59.711
12 -	<b>51.205 (1)</b>	<b>84.92</b>	<b>84.92</b>	<b>16:55:50.916</b>
13 -	51.800	0.595	83.94	16:56:42.716
14 -	51.374	0.169	84.64	16:57:34.090
15 -	51.418	0.213	84.57	16:58:25.508
16 -	51.458	0.253	84.50	16:59:16.966
17 -	51.358 (3)	0.153	84.67	17:00:08.324
18 -	51.652	0.447	84.19	17:00:59.976

<b>P9 177 Matthew COWLEY</b>				
LAP	LAP TIME	DIFF	MPH	TIME OF DAY
1 -	1:01.459	10.554	70.75	16:46:25.578
2 -	51.902	0.997	83.78	16:47:17.480
3 -	51.466	0.561	84.49	16:48:08.946
4 -	51.654	0.749	84.18	16:49:00.600
5 -	51.741	0.836	84.04	16:49:52.341
6 -	51.858	0.953	83.85	16:50:44.199
7 -	51.062	0.157	85.16	16:51:35.261
8 -	51.483	0.578	84.46	16:52:26.744
9 -	51.396	0.491	84.60	16:53:18.140
10 -	<b>50.905 (1)</b>	<b>85.42</b>	<b>85.42</b>	<b>16:54:09.045</b>
11 -	51.286	0.381	84.79	16:55:00.331
12 -	51.571	0.666	84.32	16:55:51.902
13 -	51.571	0.666	84.32	16:56:43.473
14 -	52.404	1.499	82.98	16:57:35.877
15 -	51.151	0.246	85.01	16:58:27.028
16 -	51.198	0.293	84.93	16:59:18.226

DIFF = Difference To Personal Best Lap

17 - 50.950 (2) 0.045 85.35 17:00:09.176

18 - 51.034 (3) 0.129 85.20 17:01:00.210

<b>P10 30 Grant PALMER</b>				
LAP	LAP TIME	DIFF	MPH	TIME OF DAY
1 -	1:01.583	10.301	70.61	16:46:25.702
2 -	52.645	1.363	82.60	16:47:18.347
3 -	52.142	0.860	83.39	16:48:10.489
4 -	51.752	0.470	84.02	16:49:02.241
5 -	51.316 (2)	0.034	84.74	16:49:53.557
6 -	51.751	0.469	84.02	16:50:45.308
7 -	<b>51.282 (1)</b>	<b>84.79</b>	<b>84.79</b>	<b>16:51:36.590</b>
8 -	51.355 (3)	0.073	84.67	16:52:27.945
9 -	51.697	0.415	84.11	16:53:19.642
10 -	51.668	0.386	84.16	16:54:11.310
11 -	51.491	0.209	84.45	16:55:02.801
12 -	51.621	0.339	84.24	16:55:54.422
13 -	51.641	0.359	84.20	16:56:46.063
14 -	51.920	0.638	83.75	16:57:37.983
15 -	51.416	0.134	84.57	16:58:29.399
16 -	51.588	0.306	84.29	16:59:20.987
17 -	51.759	0.477	84.01	17:00:12.746
18 -	51.703	0.421	84.10	17:01:04.449

<b>P11 42 Maxwell ESTERSON (R)</b>				
LAP	LAP TIME	DIFF	MPH	TIME OF DAY
1 -	1:00.635	9.448	71.71	16:46:24.754
2 -	52.112	0.925	83.44	16:47:16.866
3 -	51.479 (3)	0.292	84.47	16:48:08.345
4 -	51.870	0.683	83.83	16:49:00.215
5 -	51.999	0.812	83.62	16:49:52.214
6 -	51.627	0.440	84.23	16:50:43.841
7 -	<b>51.187 (1)</b>	<b>84.95</b>	<b>84.95</b>	<b>16:51:35.028</b>
8 -	51.658	0.471	84.18	16:52:26.686
9 -	51.852	0.665	83.86	16:53:18.538
10 -	52.447	1.260	82.91	16:54:10.985
11 -	51.653	0.466	84.18	16:55:02.638
12 -	51.984	0.797	83.65	16:55:54.622
13 -	51.712	0.525	84.09	16:56:46.334
14 -	51.946	0.759	83.71	16:57:38.280
15 -	51.312 (2)	0.125	84.74	16:58:29.592
16 -	51.530	0.343	84.38	16:59:21.122
17 -	51.753	0.566	84.02	17:00:12.875
18 -	51.733	0.546	84.05	17:01:04.608

<b>P12 41 Alexander (Henry) WALKER (R)</b>				
LAP	LAP TIME	DIFF	MPH	TIME OF DAY
1 -	1:01.943	10.768	70.20	16:46:26.062
2 -	52.458	1.283	82.89	16:47:18.520
3 -	52.261	1.086	83.20	16:48:10.781
4 -	52.002	0.827	83.62	16:49:02.783
5 -	51.453	0.278	84.51	16:49:54.236
6 -	51.448	0.273	84.52	16:50:45.684
7 -	51.673	0.498	84.15	16:51:37.357
8 -	51.567	0.392	84.32	16:52:28.924
9 -	51.219 (2)	0.044	84.90	16:53:20.143
10 -	51.897	0.722	83.79	16:54:12.040
11 -	51.513	0.338	84.41	16:55:03.553
12 -	51.435 (3)	0.260	84.54	16:55:54.988
13 -	51.596	0.421	84.28	16:56:46.584
14 -	51.919	0.744	83.75	16:57:38.503
15 -	51.818	0.643	83.92	16:58:30.321

Weather / Track : Cloudy / Dry

Brands Hatch Indy

Circuit Length = 1.2079 miles

Start: 16:45 Flag 17:00 End: 17:01

# Avon Tyres National and Northern Formula Ford Championships

## RACE 18 - LAP ANALYSIS

DIFF = Difference To Personal Best Lap

16 -	<b>51.175 (1)</b>		<b>84.97</b>	<b>16:59:21.496</b>
17 -	51.913	0.738	83.76	17:00:13.409
18 -	51.810	0.635	83.93	17:01:05.219

<b>P13 116 Michael MACPHERSON</b>				
LAP	LAP TIME	DIFF	MPH	TIME OF DAY
1 -	1:01.664	10.588	70.52	16:46:25.783
2 -	52.115	1.039	83.44	16:47:17.898
3 -	51.471	0.395	84.48	16:48:09.369
4 -	51.658	0.582	84.18	16:49:01.027
5 -	51.357	0.281	84.67	16:49:52.384
6 -	51.960	0.884	83.69	16:50:44.344
7 -	51.565	0.489	84.33	16:51:35.909
8 -	51.175 (3)	0.099	84.97	16:52:27.084
9 -	51.500	0.424	84.43	16:53:18.584
10 -	52.426	1.350	82.94	16:54:11.010
11 -	52.701	1.625	82.51	16:55:03.711
12 -	51.943	0.867	83.71	16:55:55.654
13 -	<b>51.076 (1)</b>		<b>85.13</b>	<b>16:56:46.730</b>
14 -	51.996	0.920	83.63	16:57:38.726
15 -	51.789	0.713	83.96	16:58:30.515
16 -	51.142 (2)	0.066	85.02	16:59:21.657
17 -	51.895	0.819	83.79	17:00:13.552
18 -	51.876	0.800	83.82	17:01:05.428

<b>P14 7 Chris MIDDLEHURST</b>				
LAP	LAP TIME	DIFF	MPH	TIME OF DAY
1 -	59.999	9.192	72.47	16:46:24.118
2 -	51.304	0.497	84.76	16:47:15.422
3 -	51.463	0.656	84.49	16:48:06.885
4 -	1:02.849	12.042	69.19	16:49:09.734
5 -	51.069	0.262	85.15	16:50:00.803
6 -	<b>50.807 (1)</b>		<b>85.59</b>	<b>16:50:51.610</b>
7 -	51.012	0.205	85.24	16:51:42.622
8 -	51.015	0.208	85.24	16:52:33.637
9 -	50.992	0.185	85.28	16:53:24.629
10 -	50.946 (3)	0.139	85.35	16:54:15.575
11 -	50.976	0.169	85.30	16:55:06.551
12 -	51.026	0.219	85.22	16:55:57.577
13 -	50.908 (2)	0.101	85.42	16:56:48.485
14 -	51.140	0.333	85.03	16:57:39.625
15 -	51.333	0.526	84.71	16:58:30.958
16 -	51.716	0.909	84.08	16:59:22.674
17 -	52.189	1.382	83.32	17:00:14.863
18 -	51.642	0.835	84.20	17:01:06.505

<b>P15 24 Thomas WARD (R)</b>				
LAP	LAP TIME	DIFF	MPH	TIME OF DAY
1 -	1:02.109	10.637	70.01	16:46:26.228
2 -	52.854	1.382	82.27	16:47:19.082
3 -	52.288	0.816	83.16	16:48:11.370
4 -	51.895	0.423	83.79	16:49:03.265
5 -	51.912	0.440	83.76	16:49:55.177
6 -	51.807	0.335	83.93	16:50:46.984
7 -	51.688	0.216	84.13	16:51:38.672
8 -	51.568	0.096	84.32	16:52:30.240
9 -	51.546	0.074	84.36	16:53:21.786
10 -	51.491 (2)	0.019	84.45	16:54:13.277
11 -	51.645	0.173	84.20	16:55:04.922
12 -	51.521 (3)	0.049	84.40	16:55:56.443
13 -	<b>51.472 (1)</b>		<b>84.48</b>	<b>16:56:47.915</b>
14 -	51.688	0.216	84.13	16:57:39.603

DIFF = Difference To Personal Best Lap

15 -	53.276	1.804	81.62	16:58:32.879
16 -	51.816	0.344	83.92	16:59:24.695
17 -	51.884	0.412	83.81	17:00:16.579
18 -	52.135	0.663	83.41	17:01:08.714

<b>P16 17 Reece LYCETT (R)</b>				
LAP	LAP TIME	DIFF	MPH	TIME OF DAY
1 -	1:02.463	10.542	69.61	16:46:26.582
2 -	53.402	1.481	81.43	16:47:19.984
3 -	52.956	1.035	82.11	16:48:12.940
4 -	52.496	0.575	82.83	16:49:05.436
5 -	52.310	0.389	83.13	16:49:57.746
6 -	52.432	0.511	82.93	16:50:50.178
7 -	52.083	0.162	83.49	16:51:42.261
8 -	52.307	0.386	83.13	16:52:34.568
9 -	<b>51.921 (1)</b>		<b>83.75</b>	<b>16:53:26.489</b>
10 -	52.085	0.164	83.49	16:54:18.574
11 -	52.034 (3)	0.113	83.57	16:55:10.608
12 -	52.198	0.277	83.30	16:56:02.806
13 -	52.195	0.274	83.31	16:56:55.001
14 -	52.283	0.362	83.17	16:57:47.284
15 -	52.218	0.297	83.27	16:58:39.502
16 -	51.966 (2)	0.045	83.68	16:59:31.468
17 -	53.044	1.123	81.98	17:00:24.512
18 -	54.855	2.934	79.27	17:01:19.367

<b>P17 6 Peter DALY</b>				
LAP	LAP TIME	DIFF	MPH	TIME OF DAY
1 -	1:03.062	10.812	68.95	16:46:27.181
2 -	53.275	1.025	81.62	16:47:20.456
3 -	52.821	0.571	82.32	16:48:13.277
4 -	52.747	0.497	82.44	16:49:06.024
5 -	52.351 (2)	0.101	83.06	16:49:58.375
6 -	52.446	0.196	82.91	16:50:50.821
7 -	52.572	0.322	82.71	16:51:43.393
8 -	<b>52.250 (1)</b>		<b>83.22</b>	<b>16:52:35.643</b>
9 -	52.503	0.253	82.82	16:53:28.146
10 -	52.914	0.664	82.18	16:54:21.060
11 -	52.442 (3)	0.192	82.92	16:55:13.502
12 -	53.426	1.176	81.39	16:56:06.928
13 -	52.835	0.585	82.30	16:56:59.763
14 -	53.398	1.148	81.43	16:57:53.161
15 -	53.027	0.777	82.00	16:58:46.188
16 -	52.898	0.648	82.20	16:59:39.086
17 -	52.979	0.729	82.08	17:00:32.065
18 -	53.124	0.874	81.85	17:01:25.189

<b>P18 217 Samuel HARRISON</b>				
LAP	LAP TIME	DIFF	MPH	TIME OF DAY
1 -	1:03.352	11.085	68.64	16:46:27.471
2 -	53.260	0.993	81.64	16:47:20.731
3 -	52.756	0.489	82.42	16:48:13.487
4 -	52.810	0.543	82.34	16:49:06.297
5 -	52.342 (3)	0.075	83.08	16:49:58.639
6 -	52.557	0.290	82.74	16:50:51.196
7 -	52.546	0.279	82.75	16:51:43.742
8 -	<b>52.267 (1)</b>		<b>83.19</b>	<b>16:52:36.009</b>
9 -	52.297 (2)	0.030	83.15	16:53:28.306
10 -	52.494	0.227	82.84	16:54:20.800
11 -	52.522	0.255	82.79	16:55:13.322
12 -	53.438	1.171	81.37	16:56:06.760
13 -	52.830	0.563	82.31	16:56:59.590

Weather / Track : Cloudy / Dry

Brands Hatch Indy  
Circuit Length = 1.2079 miles  
Start: 16:45 Flag 17:00 End: 17:01

# Avon Tyres National and Northern Formula Ford Championships

## RACE 18 - LAP ANALYSIS

DIFF = Difference To Personal Best Lap

14 -	53.426	1.159	81.39	16:57:53.016
15 -	53.324	1.057	81.55	16:58:46.340
16 -	52.889	0.622	82.22	16:59:39.229
17 -	52.802	0.535	82.35	17:00:32.031
18 -	53.201	0.934	81.73	17:01:25.232

DIFF = Difference To Personal Best Lap

14 -	54.646 (2)	0.350	79.57	16:58:36.138
<b>15 -</b>	<b>54.296 (1)</b>		<b>80.09</b>	<b>16:59:30.434</b>
16 -	55.320	1.024	78.60	17:00:25.754
17 -	55.321	1.025	78.60	17:01:21.075

### P19 9 Neil PATTEN

LAP	LAP TIME	DIFF	MPH	TIME OF DAY
1 -	1:04.203	11.318	67.73	16:46:28.322
2 -	54.313	1.428	80.06	16:47:22.635
3 -	53.959	1.074	80.59	16:48:16.594
4 -	53.333	0.448	81.53	16:49:09.927
5 -	53.096	0.211	81.90	16:50:03.023
6 -	53.210	0.325	81.72	16:50:56.233
7 -	53.151	0.266	81.81	16:51:49.384
8 -	53.449	0.564	81.35	16:52:42.833
9 -	53.354	0.469	81.50	16:53:36.187
10 -	53.162	0.277	81.79	16:54:29.349
<b>11 -</b>	<b>52.885 (1)</b>		<b>82.22</b>	<b>16:55:22.234</b>
12 -	53.067	0.182	81.94	16:56:15.301
13 -	54.875	1.990	79.24	16:57:10.176
14 -	52.923 (2)	0.038	82.16	16:58:03.099
15 -	53.624	0.739	81.09	16:58:56.723
16 -	53.025 (3)	0.140	82.01	16:59:49.748
17 -	53.282	0.397	81.61	17:00:43.030
18 -	53.501	0.616	81.28	17:01:36.531

### P22 89 Jamie SHARP

LAP	LAP TIME	DIFF	MPH	TIME OF DAY
1 -	59.536	8.753	73.04	16:46:23.655
2 -	51.611	0.828	84.25	16:47:15.266
3 -	51.453	0.670	84.51	16:48:06.719
4 -	51.637	0.854	84.21	16:48:58.356
5 -	51.105	0.322	85.09	16:49:49.461
6 -	51.090	0.307	85.11	16:50:40.551
7 -	51.092	0.309	85.11	16:51:31.643
8 -	50.846 (2)	0.063	85.52	16:52:22.489
<b>9 -</b>	<b>50.783 (1)</b>		<b>85.63</b>	<b>16:53:13.272</b>
10 -	50.996 (3)	0.213	85.27	16:54:04.268
11 -	51.574	0.791	84.31	16:54:55.842
12 -	51.659	0.876	84.17	16:55:47.501
13 -	51.910	1.127	83.77	16:56:39.411
14 -	51.460	0.677	84.50	16:57:30.871
15 -	52.678	1.895	82.55	16:58:23.549
16 -	51.333	0.550	84.71	16:59:14.882

### P20 222 Paul TUCKER

LAP	LAP TIME	DIFF	MPH	TIME OF DAY
1 -	1:06.865	11.868	65.03	16:46:30.984
2 -	55.843	0.846	77.87	16:47:26.827
3 -	55.739	0.742	78.01	16:48:22.566
4 -	55.852	0.855	77.85	16:49:18.418
5 -	57.044	2.047	76.23	16:50:15.462
6 -	55.545	0.548	78.28	16:51:11.007
7 -	55.348	0.351	78.56	16:52:06.355
8 -	55.571	0.574	78.25	16:53:01.926
<b>9 -</b>	<b>54.997 (1)</b>		<b>79.06</b>	<b>16:53:56.923</b>
10 -	55.272 (3)	0.275	78.67	16:54:52.195
11 -	55.519	0.522	78.32	16:55:47.714
12 -	55.463	0.466	78.40	16:56:43.177
13 -	55.794	0.797	77.94	16:57:38.971
14 -	55.344	0.347	78.57	16:58:34.315
15 -	55.298	0.301	78.63	16:59:29.613
16 -	55.380	0.383	78.52	17:00:24.993
17 -	55.000 (2)	0.003	79.06	17:01:19.993

### P21 4 Jonathan BARNES

LAP	LAP TIME	DIFF	MPH	TIME OF DAY
1 -	1:07.535	13.239	64.38	16:46:31.654
2 -	56.098	1.802	77.51	16:47:27.752
3 -	55.672	1.376	78.11	16:48:23.424
4 -	55.143	0.847	78.86	16:49:18.567
5 -	56.183	1.887	77.40	16:50:14.750
6 -	55.183	0.887	78.80	16:51:09.933
7 -	54.824 (3)	0.528	79.31	16:52:04.757
8 -	55.015	0.719	79.04	16:52:59.772
9 -	55.291	0.995	78.64	16:53:55.063
10 -	55.396	1.100	78.50	16:54:50.459
11 -	55.012	0.716	79.04	16:55:45.471
12 -	57.380	3.084	75.78	16:56:42.851
13 -	58.641	4.345	74.15	16:57:41.492

Weather / Track : Cloudy / Dry

Brands Hatch Indy  
Circuit Length = 1.2079 miles  
Start: 16:45 Flag 17:00 End: 17:01

# Avon Tyres National and Northern Formula Ford Championships

## RACE 18 - STATISTICS

<b>Competitors Started</b>	22
<b>Planned Start</b>	2020-09-27 @ 16:35:00.000
<b>Actual Start</b>	2020-09-27 @ 16:45:24.118
<b>Finish Time</b>	2020-09-27 @ 17:00:56.978
<b>Track Length</b>	1.2079mi.
<b>Total Laps</b>	392
<b>Total Distance Covered</b>	473.5146mi.

### Session Fastest Lap History

NO	CL	NAME	LAP TIME	TIME OF DAY	LAP	VEHICLE
1	Pro	Ross MARTIN	56.938	16:46:21.072	1	Van Diemen RF99
1	Pro	Ross MARTIN	51.695	16:47:12.767	2	Van Diemen RF99
25	Pro	Neil MACLENNAN	51.460	16:47:14.370	2	Spectrum KMR
7	Pro	Chris MIDDLEHURST	51.304	16:47:15.435	2	Van Diemen LA10
23	Pro	Bryce ARON	51.223	16:48:57.205	4	Ray GR19
1	Pro	Ross MARTIN	51.202	16:49:46.871	5	Van Diemen RF99
23	Pro	Bryce ARON	51.084	16:49:48.289	5	Ray GR19
7	Pro	Chris MIDDLEHURST	51.069	16:50:00.817	5	Van Diemen LA10
23	Pro	Bryce ARON	51.042	16:50:39.331	6	Ray GR19
7	Pro	Chris MIDDLEHURST	50.807	16:50:51.624	6	Van Diemen LA10
45	Pro	Rory SMITH	50.734	16:52:22.163	8	Medina JL18

### Session Leader History

NO	CL	NAME	FROM LAP	LAPS LED	DISTANCE	VEHICLE
1	Pro	Ross MARTIN	1	14	16.91 miles	Van Diemen RF99
25	Pro	Neil MACLENNAN	15	4	4.83 miles	Spectrum KMR

### Flag History

TYPE	TIME OF DAY
GREEN	16:45:24.118
FINISH	17:00:56.978

### Flag Statistics

TYPE	COUNT	TOTAL LAPS	TOTAL TIME
Green	1	18	16:28.339
Red	0	0	0.000
Safety Car	0	0	0.000
FCY	0	0	0.000

Weather / Track : Cloudy / Dry

Brands Hatch Indy  
Circuit Length = 1.2079 miles  
Start: 16:45 Flag 17:00 End: 17:01

# Avon Tyres National and Northern Formula Ford Championships

## RACE 18 - STATISTICS

CLASS : Pro

17 Starters

### Fastest Lap History

NO	NAME	LAP TIME	TIME OF DAY	LAP	VEHICLE
1	Ross MARTIN	56.938	16:46:21.072	1	Van Diemen RF99
1	Ross MARTIN	51.695	16:47:12.767	2	Van Diemen RF99
25	Neil MACLENNAN	51.460	16:47:14.370	2	Spectrum KMR
7	Chris MIDDLEHURST	51.304	16:47:15.435	2	Van Diemen LA10
23	Bryce ARON	51.223	16:48:57.205	4	Ray GR19
1	Ross MARTIN	51.202	16:49:46.871	5	Van Diemen RF99
23	Bryce ARON	51.084	16:49:48.289	5	Ray GR19
7	Chris MIDDLEHURST	51.069	16:50:00.817	5	Van Diemen LA10
23	Bryce ARON	51.042	16:50:39.331	6	Ray GR19
7	Chris MIDDLEHURST	50.807	16:50:51.624	6	Van Diemen LA10
45	Rory SMITH	50.734	16:52:22.163	8	Medina JL18

### Leader History

NO	NAME	FROM LAP	LAPS LED	DISTANCE	VEHICLE
1	Ross MARTIN	1	14	16.91 miles	Van Diemen RF99
25	Neil MACLENNAN	15	4	4.83 miles	Spectrum KMR

Weather / Track : Cloudy / Dry

Brands Hatch Indy  
Circuit Length = 1.2079 miles  
Start: 16:45 Flag 17:00 End: 17:01

# Avon Tyres National and Northern Formula Ford Championships

## RACE 18 - STATISTICS

CLASS : SCA

1 Starters

### Fastest Lap History

NO	NAME	LAP TIME	TIME OF DAY	LAP	VEHICLE
222	Paul TUCKER	<b>1:06.865</b>	16:46:31.002	1	Swift SC92
222	Paul TUCKER	<b>55.843</b>	16:47:26.845	2	Swift SC92
222	Paul TUCKER	<b>55.739</b>	16:48:22.584	3	Swift SC92
222	Paul TUCKER	<b>55.545</b>	16:51:11.025	6	Swift SC92
222	Paul TUCKER	<b>55.348</b>	16:52:06.372	7	Swift SC92
222	Paul TUCKER	<b>54.997</b>	16:53:56.941	9	Swift SC92

### Leader History

NO	NAME	FROM LAP	LAPS LED	DISTANCE	VEHICLE
222	Paul TUCKER	1	17	20.53 miles	Swift SC92

# Avon Tyres National and Northern Formula Ford Championships

## RACE 18 - STATISTICS

CLASS : SCB

3 Starters

### Fastest Lap History

NO	NAME	LAP TIME	TIME OF DAY	LAP	VEHICLE
6	Peter DALY	<b>1:03.062</b>	16:46:27.182	1	Van Diemen RF88
6	Peter DALY	<b>53.275</b>	16:47:20.457	2	Van Diemen RF88
6	Peter DALY	<b>52.821</b>	16:48:13.278	3	Van Diemen RF88
6	Peter DALY	<b>52.747</b>	16:49:06.025	4	Van Diemen RF88
6	Peter DALY	<b>52.351</b>	16:49:58.375	5	Van Diemen RF88
6	Peter DALY	<b>52.250</b>	16:52:35.644	8	Van Diemen RF88

### Leader History

NO	NAME	FROM LAP	LAPS LED	DISTANCE	VEHICLE
6	Peter DALY	1	18	21.74 miles	Van Diemen RF88

Weather / Track : Cloudy / Dry

Results can be found at [www.tsl-timing.com](http://www.tsl-timing.com)

Page 4 of 5

Brands Hatch Indy  
Circuit Length = 1.2079 miles  
Start: 16:45 Flag 17:00 End: 17:01

Printed - 17:05 Sunday, 27 September 2020

# Avon Tyres National and Northern Formula Ford Championships

## RACE 18 - STATISTICS

CLASS : SCC

1 Starters

### Fastest Lap History

NO	NAME	LAP TIME	TIME OF DAY	LAP	VEHICLE
217	Samuel HARRISON	<b>1:03.352</b>	16:46:27.494	1	Royale RP29
217	Samuel HARRISON	<b>53.260</b>	16:47:20.754	2	Royale RP29
217	Samuel HARRISON	<b>52.756</b>	16:48:13.510	3	Royale RP29
217	Samuel HARRISON	<b>52.342</b>	16:49:58.662	5	Royale RP29
217	Samuel HARRISON	<b>52.267</b>	16:52:36.032	8	Royale RP29

### Leader History

NO	NAME	FROM LAP	LAPS LED	DISTANCE	VEHICLE
217	Samuel HARRISON	1	18	21.74 miles	Royale RP29