



CATERHAM ACADEMY CHAMPIONSHIP

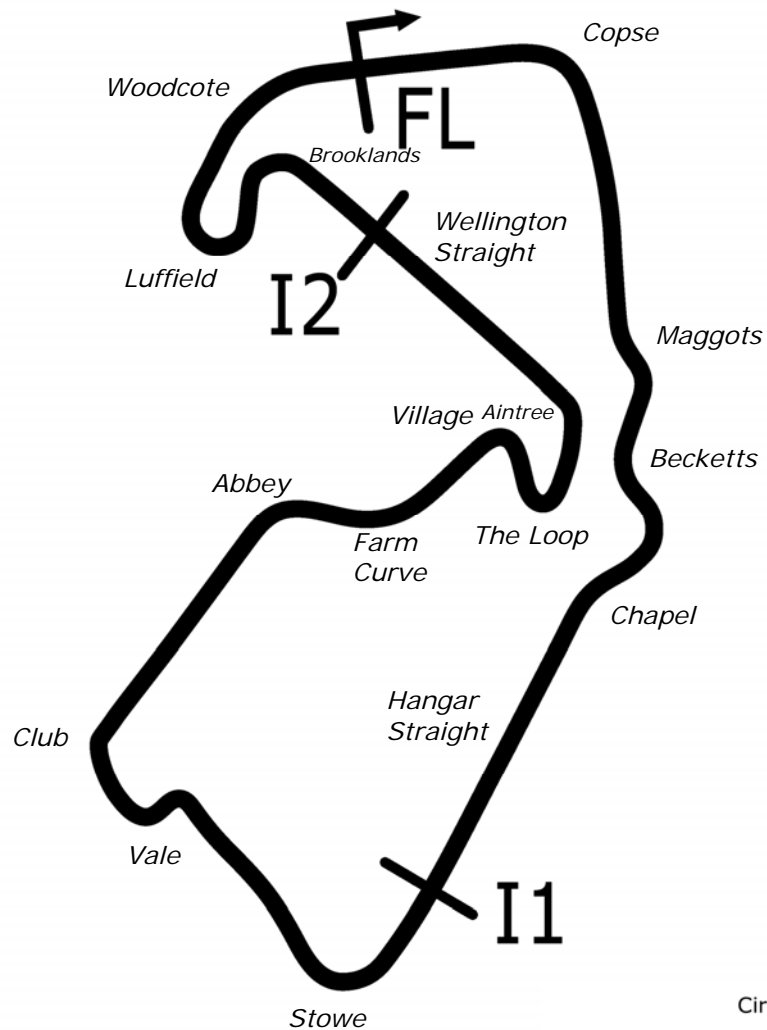
Silverstone GP

4th July 2021



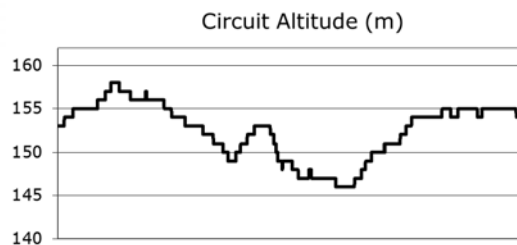
Results Provided by Timing Solutions Ltd
www.tsl-timing.com

Silverstone GP



SPORTS TIMING

TIMING SOLUTIONS LTD



Length	3.6605 miles	5891.0 m	
FL		52.07872 N	1.01711 W
I1	2033m	52.06559 N	1.01486 W
I2	4857m	52.07603 N	1.01669 W
Pit Entry	5839m	52.07859 N	1.01758 W
Pit Exit	305m after FL	52.07880 N	1.01268 W
Pit Entry–Pit Exit 336m, 30.2s @40kph, 20.1s @60kph			

All results available at www.tsl-timing.com

Caterham Academy Championship

QUALIFYING - RACE 14 - CLASSIFICATION

POS	NO	CL	PIC NAME	ENTRY	TIME	ON	LAPS	GAP	DIFF	MPH
1	33	GREEN	1 Geoff NEWMAN	Caterham Academy	2:57.514	5	5			74.23
2	35	GREEN	2 Mark KENDLE	Caterham Academy	3:00.717	5	5	3.203	3.203	72.91
3	43	WHITE	1 Gareth LUCAS	Caterham Academy	3:00.960	5	5	3.446	0.243	72.82
4	15*	GREEN	3 James COOK	Caterham Academy	3:00.970	5	5	3.456	0.010	72.81
5	2	GREEN	4 Marc JONES	Caterham Academy	3:01.489	3	5	3.975	0.519	72.60
6	9	GREEN	5 Ian HARRIS	Caterham Academy	3:01.589	4	5	4.075	0.100	72.56
7	3	GREEN	6 Oliver HARDICK	Caterham Academy	3:01.807	4	5	4.293	0.218	72.48
8	11	WHITE	2 William JAMES	Caterham Academy	3:01.868	3	5	4.354	0.061	72.45
9	76	GREEN	7 Robert DEMAIN	Caterham Academy	3:01.945	4	5	4.431	0.077	72.42
10	21	WHITE	3 Charlie LOWER	Caterham Academy	3:02.074	5	5	4.560	0.129	72.37
11	66	GREEN	8 Freddie CHIDDICKS	Caterham Academy	3:02.251	5	5	4.737	0.177	72.30
12	10	GREEN	9 Chris FRASER	Caterham Academy	3:02.459	4	5	4.945	0.208	72.22
13	17	WHITE	4 Harry GEORGE	Caterham Academy	3:02.701	4	5	5.187	0.242	72.12
14	69	GREEN	10 Paul WOODMAN	Caterham Academy	3:03.020	4	5	5.506	0.319	72.00
15	5	GREEN	11 Philip CLARK	Caterham Academy	3:03.263	4	5	5.749	0.243	71.90
16	97	WHITE	5 James MOON	Caterham Academy	3:03.496	5	5	5.982	0.233	71.81
17	78	WHITE	6 Richard AINSCOUGH	Caterham Academy	3:04.008	5	5	6.494	0.512	71.61
18	84	GREEN	12 Joe PRIDAY	Caterham Academy	3:04.182	5	5	6.668	0.174	71.54
19	8	WHITE	7 Tom NOKES	Caterham Academy	3:04.280	3	5	6.766	0.098	71.50
20	71	WHITE	8 Giles PERRY	Caterham Academy	3:04.668	4	5	7.154	0.388	71.35
21	99	WHITE	9 Benja HEDLEY	Caterham Academy	3:04.722	5	5	7.208	0.054	71.33
22	72	GREEN	13 Theo THEATO	Caterham Academy	3:04.890	4	5	7.376	0.168	71.27
23	20	WHITE	10 Mark JANUSZEWSKI	Caterham Academy	3:05.766	5	5	8.252	0.876	70.93
24	42	WHITE	11 Michael BANTON	Caterham Academy	3:06.545	5	5	9.031	0.779	70.64
25	73*	GREEN	14 Mark WILLIAMS	Caterham Academy	3:06.555	4	5	9.041	0.010	70.63
26	48	GREEN	15 Paul CASTLE	Caterham Academy	3:06.992	4	5	9.478	0.437	70.47
27	74	WHITE	12 Julian ROEBUCK	Caterham Academy	3:07.518	4	5	10.004	0.526	70.27
28	50	WHITE	13 Neil PERRY	Caterham Academy	3:07.612	4	5	10.098	0.094	70.23
29	27	WHITE	14 Simon PATEL	Caterham Academy	3:07.628	3	5	10.114	0.016	70.23
30	51	WHITE	15 Ray RADFORD	Caterham Academy	3:08.464	5	5	10.950	0.836	69.92
31	64	WHITE	16 Richard LAWRANCE	Caterham Academy	3:08.507	5	5	10.993	0.043	69.90
32	55	WHITE	17 Graeme WALKER	Caterham Academy	3:10.196	5	5	12.682	1.689	69.28
33	59	GREEN	16 Charles VINCENT	Caterham Academy	3:10.828	5	5	13.314	0.632	69.05
34	80	GREEN	17 Rob BAYNE	Caterham Academy	3:11.247	5	5	13.733	0.419	68.90
35	19	WHITE	18 Chris ROBERTS	Caterham Academy	3:11.399	3	5	13.885	0.152	68.84
36	13	WHITE	19 Robert BEKE	Caterham Academy	3:12.112	3	5	14.598	0.713	68.59
37	81	GREEN	18 Richard PERSEY	Caterham Academy	3:14.026	3	4	16.512	1.914	67.91
38	77	WHITE	20 Lyndon ARNOLD	Caterham Academy	3:14.705	4	4	17.191	0.679	67.68
39	70	GREEN	19 John HOOD	Caterham Academy	3:15.146	4	5	17.632	0.441	67.52
40	44	GREEN	20 Ian SUMMERS	Caterham Academy	3:15.486	2	5	17.972	0.340	67.41
41	23	WHITE	21 Alan BATEMAN	Caterham Academy	3:16.905	4	4	19.391	1.419	66.92
42	22	WHITE	22 Louise DEASON	Caterham Academy	3:17.186	3	4	19.672	0.281	66.82
43	18	GREEN	21 Ian BEDDIS	Caterham Academy	3:17.805	4	4	20.291	0.619	66.62
44	67	WHITE	23 Anil PITALIA	Caterham Academy	3:19.810	4	4	22.296	2.005	65.95
45	6	WHITE	24 David SAXBY	Caterham Academy	3:21.295	4	4	23.781	1.485	65.46
46	4	GREEN	22 Isla LOWE	Caterham Academy	3:31.625	4	4	34.111	10.330	62.26

No. 15, 73 - 1 Lap time disallowed; exceeding track limits.

Weather / Track : Overcast / Wet

These results are provisional until the conclusion of any judicial and technical matters.

Silverstone GP

Circuit Length = 3.6604 miles

Start: 10:49 Flag 11:04 End: 11:07

Clerk Of Course : Kelly Williams-Janes	Stewards :	Timekeeper : Gethin Rees
--	------------	--------------------------

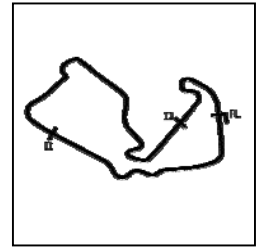
Results can be found at www.tsl-timing.com

Printed - 11:11 Sunday, 04 July 2021



Caterham Academy Championship

QUALIFYING - RACE 14 - SECTOR ANALYSIS



SECTOR 1 = FL to I1, SECTOR 2 = I1 to I2, SECTOR 3 = I2 to FL, DIFF = Difference To Personal Best Lap, P = Crossed Finish Line in Pit Lane, D = Time Disallowed

P1 33 GREEN Geoff NEWMAN		Caterham Academy					
IDEAL LAP TIME : 2:57.289		BEST LAP TIME : 2:57.514		DIFFERENCE : 0.225			
LAP	SECTOR 1	SECTOR 2	SECTOR 3	LAP TIME	MPH	DIFF	TIME OF DAY
1 -	57.080	1:36.225	32.474	3:05.779	70.93	8.265	10:53:00.497
2 -	55.594	1:32.525	32.594	3:00.713	72.92	3.199	10:56:01.210
3 -	55.324	1:31.617	32.161	2:59.102 (3)	73.57	1.588	10:59:00.312
4 -	54.399	1:31.602	31.987	2:57.988 (2)	74.03	0.474	11:01:58.300
5 -	54.624	1:30.925	31.965	2:57.514 (1)	74.23		11:04:55.814

P2 35 GREEN Mark KENDLE		Caterham Academy					
IDEAL LAP TIME : 3:00.643		BEST LAP TIME : 3:00.717		DIFFERENCE : 0.074			
LAP	SECTOR 1	SECTOR 2	SECTOR 3	LAP TIME	MPH	DIFF	TIME OF DAY
1 -	1:00.333	1:39.561	33.586	3:13.480	68.10	12.763	10:53:01.731
2 -	55.834	1:34.303	33.235	3:03.372	71.86	2.655	10:56:05.103
3 -	55.778	1:33.324	32.888	3:01.990 (2)	72.40	1.273	10:59:07.093
4 -	54.964	1:34.014	33.099	3:02.077 (3)	72.37	1.360	11:02:09.170
5 -	55.038	1:33.094	32.585	3:00.717 (1)	72.91		11:05:09.887

P3 43 WHITE Gareth LUCAS		Caterham Academy					
IDEAL LAP TIME : 3:00.960		BEST LAP TIME : 3:00.960		DIFFERENCE : 0.000			
LAP	SECTOR 1	SECTOR 2	SECTOR 3	LAP TIME	MPH	DIFF	TIME OF DAY
1 -	1:01.374	1:39.458	34.695	3:15.527	67.39	14.567	10:53:04.363
2 -	57.924	1:33.370	33.368	3:04.662	71.36	3.702	10:56:09.025
3 -	56.470	1:34.194	33.042	3:03.706 (3)	71.73	2.746	10:59:12.731
4 -	55.551	1:33.808	32.747	3:02.106 (2)	72.36	1.146	11:02:14.837
5 -	55.126	1:33.103	32.731	3:00.960 (1)	72.82		11:05:15.797

P4 15 GREEN James COOK		Caterham Academy					
IDEAL LAP TIME : 3:00.970		BEST LAP TIME : 3:00.970		DIFFERENCE : 0.000			
LAP	SECTOR 1	SECTOR 2	SECTOR 3	LAP TIME	MPH	DIFF	TIME OF DAY
1 -	59.434	1:39.576	33.787	3:12.797	68.35	11.827	10:52:58.548
2 -	57.790	1:34.302	32.652	3:04.744 D	71.33	3.774	10:56:03.292
3 -	55.564	1:33.387	32.653	3:01.604 (2)	72.56	0.634	10:59:04.896
4 -	56.166	1:34.500	32.840	3:03.506 (3)	71.81	2.536	11:02:08.402
5 -	55.272	1:33.109	32.589	3:00.970 (1)	72.81		11:05:09.372

P5 2 GREEN Marc JONES		Caterham Academy					
IDEAL LAP TIME : 3:01.388		BEST LAP TIME : 3:01.489		DIFFERENCE : 0.101			
LAP	SECTOR 1	SECTOR 2	SECTOR 3	LAP TIME	MPH	DIFF	TIME OF DAY
1 -	57.038	1:36.630	33.540	3:07.208	70.39	5.719	10:52:59.296
2 -	56.579	1:33.837	33.053	3:03.469	71.82	1.980	10:56:02.765
3 -	55.283	1:33.460	32.746	3:01.489 (1)	72.60		10:59:04.254
4 -	55.358	1:33.429	33.105	3:01.892 (3)	72.44	0.403	11:02:06.146
5 -	55.483	1:33.364	32.741	3:01.588 (2)	72.56	0.099	11:05:07.734

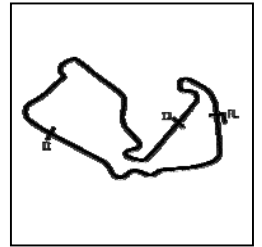
P6 9 GREEN Ian HARRIS		Caterham Academy					
IDEAL LAP TIME : 3:00.453		BEST LAP TIME : 3:01.589		DIFFERENCE : 1.136			
LAP	SECTOR 1	SECTOR 2	SECTOR 3	LAP TIME	MPH	DIFF	TIME OF DAY
1 -	57.711	1:34.417	32.939	3:05.067	71.20	3.478	10:52:41.888
2 -	56.391	1:33.459	32.623	3:02.473	72.21	0.884	10:55:44.361
3 -	56.308	1:32.897	32.930	3:02.135 (3)	72.35	0.546	10:58:46.496
4 -	55.316	1:33.233	33.040	3:01.589 (1)	72.56		11:01:48.085
5 -	55.675	1:33.709	32.240	3:01.624 (2)	72.55	0.035	11:04:49.709

Weather / Track : Overcast / Wet

Silverstone GP
Circuit Length = 3.6604 miles
Start: 10:49 Flag 11:04 End: 11:07

Caterham Academy Championship

QUALIFYING - RACE 14 - SECTOR ANALYSIS



SECTOR 1 = FL to I1, SECTOR 2 = I1 to I2, SECTOR 3 = I2 to FL, DIFF = Difference To Personal Best Lap, P = Crossed Finish Line in Pit Lane, D = Time Disallowed

P7		3 GREEN Oliver HARDICK		Caterham Academy			
IDEAL LAP TIME : 3:00.346		BEST LAP TIME : 3:01.807		DIFFERENCE : 1.461			
LAP	SECTOR 1	SECTOR 2	SECTOR 3	LAP TIME	MPH	DIFF	TIME OF DAY
1 -	1:00.190	1:36.673	34.081	3:10.944	69.01	9.137	10:53:18.789
2 -	57.462	1:34.015	33.235	3:04.712 (2)	71.34	2.905	10:56:23.501
3 -	56.291	1:35.272	33.203	3:04.766 (3)	71.32	2.959	10:59:28.267
4 -	56.678	1:32.639	32.490	3:01.807 (1)	72.48		11:02:30.074
5 -	55.217	1:36.957	32.861	3:05.035	71.21	3.228	11:05:35.109

P8		11 WHITE William JAMES		Caterham Academy			
IDEAL LAP TIME : 3:00.027		BEST LAP TIME : 3:01.868		DIFFERENCE : 1.841			
LAP	SECTOR 1	SECTOR 2	SECTOR 3	LAP TIME	MPH	DIFF	TIME OF DAY
1 -	56.463	1:35.519	32.947	3:04.929	71.25	3.061	10:52:37.082
2 -	56.717	1:34.814	32.087	3:03.618	71.76	1.750	10:55:40.700
3 -	57.231	1:32.796	31.841	3:01.868 (1)	72.45		10:58:42.568
4 -	55.390	1:34.276	32.530	3:02.196 (3)	72.32	0.328	11:01:44.764
5 -	55.799	1:33.816	32.402	3:02.017 (2)	72.39	0.149	11:04:46.781

P9		76 GREEN Robert DEMAIN		Caterham Academy			
IDEAL LAP TIME : 3:01.536		BEST LAP TIME : 3:01.945		DIFFERENCE : 0.409			
LAP	SECTOR 1	SECTOR 2	SECTOR 3	LAP TIME	MPH	DIFF	TIME OF DAY
1 -	1:01.736	1:39.528	34.893	3:16.157	67.17	14.212	10:53:04.107
2 -	59.193	1:38.740	32.935	3:10.868	69.04	8.923	10:56:14.975
3 -	55.780	1:34.250	32.378	3:02.408 (2)	72.24	0.463	10:59:17.383
4 -	55.402	1:34.309	32.234	3:01.945 (1)	72.42		11:02:19.328
5 -	55.683	1:33.900	32.871	3:02.454 (3)	72.22	0.509	11:05:21.782

P10		21 WHITE Charlie LOWER		Caterham Academy			
IDEAL LAP TIME : 3:01.235		BEST LAP TIME : 3:02.074		DIFFERENCE : 0.839			
LAP	SECTOR 1	SECTOR 2	SECTOR 3	LAP TIME	MPH	DIFF	TIME OF DAY
1 -	56.601	1:35.405	33.063	3:05.069	71.20	2.995	10:52:40.232
2 -	55.911	1:34.427	32.479	3:02.817	72.08	0.743	10:55:43.049
3 -	55.373	1:34.744	32.662	3:02.779 (3)	72.09	0.705	10:58:45.828
4 -	54.999	1:33.757	33.690	3:02.446 (2)	72.22	0.372	11:01:48.274
5 -	55.664	1:33.885	32.525	3:02.074 (1)	72.37		11:04:50.348

P11		66 GREEN Freddie CHIDDICKS		Caterham Academy			
IDEAL LAP TIME : 3:02.126		BEST LAP TIME : 3:02.251		DIFFERENCE : 0.125			
LAP	SECTOR 1	SECTOR 2	SECTOR 3	LAP TIME	MPH	DIFF	TIME OF DAY
1 -	57.467	1:35.439	33.020	3:05.926	70.87	3.675	10:52:35.227
2 -	56.646	1:34.288	32.532	3:03.466	71.82	1.215	10:55:38.693
3 -	56.163	1:33.975	32.591	3:02.729 (2)	72.11	0.478	10:58:41.422
4 -	56.077	1:34.115	32.689	3:02.881 (3)	72.05	0.630	11:01:44.303
5 -	55.702	1:33.892	32.657	3:02.251 (1)	72.30		11:04:46.554

P12		10 GREEN Chris FRASER		Caterham Academy			
IDEAL LAP TIME : 3:01.905		BEST LAP TIME : 3:02.459		DIFFERENCE : 0.554			
LAP	SECTOR 1	SECTOR 2	SECTOR 3	LAP TIME	MPH	DIFF	TIME OF DAY
1 -	58.203	1:39.508	34.419	3:12.130	68.58	9.671	10:53:14.114
2 -	56.441	1:35.326	33.386	3:05.153	71.17	2.694	10:56:19.267
3 -	55.994	1:35.680	32.608	3:04.282 (3)	71.50	1.823	10:59:23.549
4 -	55.463	1:34.107	32.889	3:02.459 (1)	72.22		11:02:26.008
5 -	55.190	1:34.655	33.145	3:02.990 (2)	72.01	0.531	11:05:28.998

Weather / Track : Overcast / Wet

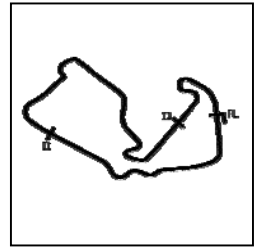
Silverstone GP

Circuit Length = 3.6604 miles

Start: 10:49 Flag 11:04 End: 11:07

Caterham Academy Championship

QUALIFYING - RACE 14 - SECTOR ANALYSIS



SECTOR 1 = FL to I1, SECTOR 2 = I1 to I2, SECTOR 3 = I2 to FL, DIFF = Difference To Personal Best Lap, P = Crossed Finish Line in Pit Lane, D = Time Disallowed

P13 17 WHITE Harry GEORGE		Caterham Academy					
IDEAL LAP TIME : 3:01.979		BEST LAP TIME : 3:02.701		DIFFERENCE : 0.722			
LAP	SECTOR 1	SECTOR 2	SECTOR 3	LAP TIME	MPH	DIFF	TIME OF DAY
1 -	58.589	1:36.265	33.677	3:08.531	69.89	5.830	10:53:14.973
2 -	55.987	1:35.652	32.902	3:04.541 (3)	71.40	1.840	10:56:19.514
3 -	56.240	1:35.361	32.995	3:04.596	71.38	1.895	10:59:24.110
4 -	55.622	1:33.914	33.165	3:02.701 (1)	72.12		11:02:26.811
5 -	55.163	1:34.707	34.001	3:03.871 (2)	71.66	1.170	11:05:30.682

P14 69 GREEN Paul WOODMAN		Caterham Academy					
IDEAL LAP TIME : 3:02.313		BEST LAP TIME : 3:03.020		DIFFERENCE : 0.707			
LAP	SECTOR 1	SECTOR 2	SECTOR 3	LAP TIME	MPH	DIFF	TIME OF DAY
1 -	57.198	1:36.225	33.213	3:06.636	70.60	3.616	10:52:36.742
2 -	56.696	1:34.674	33.172	3:04.542 (3)	71.40	1.522	10:55:41.284
3 -	56.439	1:33.851	32.948	3:03.238 (2)	71.91	0.218	10:58:44.522
4 -	55.514	1:33.957	33.549	3:03.020 (1)	72.00		11:01:47.542
5 -	57.201	1:35.303	33.456	3:05.960	70.86	2.940	11:04:53.502

P15 5 GREEN Philip CLARK		Caterham Academy					
IDEAL LAP TIME : 3:02.440		BEST LAP TIME : 3:03.263		DIFFERENCE : 0.823			
LAP	SECTOR 1	SECTOR 2	SECTOR 3	LAP TIME	MPH	DIFF	TIME OF DAY
1 -	58.106	1:40.230	33.704	3:12.040	68.62	8.777	10:53:06.142
2 -	57.359	1:38.049	32.650	3:08.058 (3)	70.07	4.795	10:56:14.200
3 -	56.500	1:35.448	32.490	3:04.438 (2)	71.44	1.175	10:59:18.638
4 -	55.414	1:34.870	32.979	3:03.263 (1)	71.90		11:02:21.901
5 -	55.080	1:41.150	33.206	3:09.436	69.56	6.173	11:05:31.337

P16 97 WHITE James MOON		Caterham Academy					
IDEAL LAP TIME : 3:03.323		BEST LAP TIME : 3:03.496		DIFFERENCE : 0.173			
LAP	SECTOR 1	SECTOR 2	SECTOR 3	LAP TIME	MPH	DIFF	TIME OF DAY
1 -	1:01.047	1:36.794	34.267	3:12.108	68.59	8.612	10:53:32.416
2 -	59.206	1:38.077	33.713	3:10.996	68.99	7.500	10:56:43.412
3 -	57.924	1:35.027	33.178	3:06.129 (2)	70.79	2.633	10:59:49.541
4 -	1:01.209	1:33.685	33.544	3:08.438 (3)	69.93	4.942	11:02:57.979
5 -	56.460	1:33.811	33.225	3:03.496 (1)	71.81		11:06:01.475

P17 78 WHITE Richard AINSCOUGH		Caterham Academy					
IDEAL LAP TIME : 3:03.949		BEST LAP TIME : 3:04.008		DIFFERENCE : 0.059			
LAP	SECTOR 1	SECTOR 2	SECTOR 3	LAP TIME	MPH	DIFF	TIME OF DAY
1 -	1:01.739	1:38.617	35.475	3:15.831	67.29	11.823	10:53:55.349
2 -	58.932	1:38.445	34.249	3:11.626	68.76	7.618	10:57:06.975
3 -	57.442	1:38.306	33.517	3:09.265 (3)	69.62	5.257	11:00:16.240
4 -	58.728	1:35.922	33.186	3:07.836 (2)	70.15	3.828	11:03:24.076
5 -	56.507	1:34.256	33.245	3:04.008 (1)	71.61		11:06:28.084

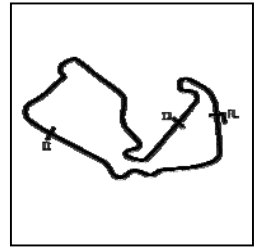
P18 84 GREEN Joe PRIDAY		Caterham Academy					
IDEAL LAP TIME : 3:04.088		BEST LAP TIME : 3:04.182		DIFFERENCE : 0.094			
LAP	SECTOR 1	SECTOR 2	SECTOR 3	LAP TIME	MPH	DIFF	TIME OF DAY
1 -	1:00.862	1:43.470	33.689	3:18.021	66.54	13.839	10:52:59.247
2 -	58.156	1:37.983	33.409	3:09.548	69.52	5.366	10:56:08.795
3 -	56.747	1:37.409	33.329	3:07.485 (3)	70.28	3.303	10:59:16.280
4 -	56.492	1:35.977	33.022	3:05.491 (2)	71.04	1.309	11:02:21.771
5 -	55.208	1:35.858	33.116	3:04.182 (1)	71.54		11:05:25.953

Weather / Track : Overcast / Wet

Silverstone GP
Circuit Length = 3.6604 miles
Start: 10:49 Flag 11:04 End: 11:07

Caterham Academy Championship

QUALIFYING - RACE 14 - SECTOR ANALYSIS



SECTOR 1 = FL to I1, SECTOR 2 = I1 to I2, SECTOR 3 = I2 to FL, DIFF = Difference To Personal Best Lap, P = Crossed Finish Line in Pit Lane, D = Time Disallowed

P19		8 WHITE Tom NOKES		Caterham Academy			
IDEAL LAP TIME : 3:02.949		BEST LAP TIME : 3:04.280		DIFFERENCE : 1.331			
LAP	SECTOR 1	SECTOR 2	SECTOR 3	LAP TIME	MPH	DIFF	TIME OF DAY
1 -	1:00.587	1:37.558	34.055	3:12.200	68.56	7.920	10:53:06.752
2 -	57.745	1:38.030	33.185	3:08.960	69.73	4.680	10:56:15.712
3 -	56.808	1:33.963	33.509	3:04.280 (1)	71.50		10:59:19.992
4 -	57.158	1:34.997	32.591	3:04.746 (2)	71.32	0.466	11:02:24.738
5 -	56.395	1:36.119	33.557	3:06.071 (3)	70.82	1.791	11:05:30.809

P20		71 WHITE Giles PERRY		Caterham Academy			
IDEAL LAP TIME : 3:04.576		BEST LAP TIME : 3:04.668		DIFFERENCE : 0.092			
LAP	SECTOR 1	SECTOR 2	SECTOR 3	LAP TIME	MPH	DIFF	TIME OF DAY
1 -	59.333	1:40.216	32.934	3:12.483	68.46	7.815	10:53:05.166
2 -	57.995	1:36.024	32.965	3:06.984 (3)	70.47	2.316	10:56:12.150
3 -	57.039	1:36.804	33.565	3:07.408	70.31	2.740	10:59:19.558
4 -	56.400	1:35.707	32.561	3:04.668 (1)	71.35		11:02:24.226
5 -	56.308	1:35.846	33.752	3:05.906 (2)	70.88	1.238	11:05:30.132

P21		99 WHITE Benja HEDLEY		Caterham Academy			
IDEAL LAP TIME : 3:04.096		BEST LAP TIME : 3:04.722		DIFFERENCE : 0.626			
LAP	SECTOR 1	SECTOR 2	SECTOR 3	LAP TIME	MPH	DIFF	TIME OF DAY
1 -	59.713	1:36.985	34.082	3:10.780	69.07	6.058	10:53:18.145
2 -	57.452	1:36.500	33.363	3:07.315 (3)	70.35	2.593	10:56:25.460
3 -	56.279	1:38.470	32.838	3:07.587	70.24	2.865	10:59:33.047
4 -	57.015	1:36.110	33.609	3:06.734 (2)	70.56	2.012	11:02:39.781
5 -	56.662	1:34.979	33.081	3:04.722 (1)	71.33		11:05:44.503

P22		72 GREEN Theo THEATO		Caterham Academy			
IDEAL LAP TIME : 3:03.881		BEST LAP TIME : 3:04.890		DIFFERENCE : 1.009			
LAP	SECTOR 1	SECTOR 2	SECTOR 3	LAP TIME	MPH	DIFF	TIME OF DAY
1 -	1:02.156	1:39.843	34.397	3:16.396	67.09	11.506	10:54:14.454
2 -	58.300	1:36.394	32.659	3:07.353	70.33	2.463	10:57:21.807
3 -	58.013	1:34.859	33.068	3:05.940 (2)	70.87	1.050	11:00:27.747
4 -	56.513	1:35.301	33.076	3:04.890 (1)	71.27		11:03:32.637
5 -	56.363	1:36.575	34.179	3:07.117 (3)	70.42	2.227	11:06:39.754

P23		20 WHITE Mark JANUSZEWSKI		Caterham Academy			
IDEAL LAP TIME : 3:05.338		BEST LAP TIME : 3:05.766		DIFFERENCE : 0.428			
LAP	SECTOR 1	SECTOR 2	SECTOR 3	LAP TIME	MPH	DIFF	TIME OF DAY
1 -	1:03.779	1:39.830	34.213	3:17.822	66.61	12.056	10:53:58.222
2 -	58.174	1:37.646	33.701	3:09.521	69.53	3.755	10:57:07.743
3 -	56.633	1:36.574	33.054	3:06.261 (3)	70.74	0.495	11:00:14.004
4 -	57.091	1:35.805	33.132	3:06.028 (2)	70.83	0.262	11:03:20.032
5 -	56.766	1:36.100	32.900	3:05.766 (1)	70.93		11:06:25.798

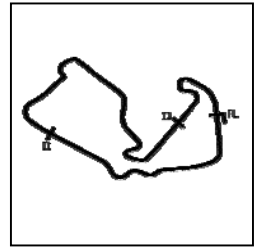
P24		42 WHITE Michael BANTON		Caterham Academy			
IDEAL LAP TIME : 3:05.999		BEST LAP TIME : 3:06.545		DIFFERENCE : 0.546			
LAP	SECTOR 1	SECTOR 2	SECTOR 3	LAP TIME	MPH	DIFF	TIME OF DAY
1 -	1:04.734	1:41.113	35.163	3:21.010	65.55	14.465	10:54:17.177
2 -	57.125	1:36.804	34.408	3:08.337 (3)	69.96	1.792	10:57:25.514
3 -	57.607	1:36.293	33.940	3:07.840 (2)	70.15	1.295	11:00:33.354
4 -	56.869	1:38.255	33.934	3:09.058	69.70	2.513	11:03:42.412
5 -	57.022	1:35.196	34.327	3:06.545 (1)	70.64		11:06:48.957

Weather / Track : Overcast / Wet

Silverstone GP
Circuit Length = 3.6604 miles
Start: 10:49 Flag 11:04 End: 11:07

Caterham Academy Championship

QUALIFYING - RACE 14 - SECTOR ANALYSIS



SECTOR 1 = FL to I1, SECTOR 2 = I1 to I2, SECTOR 3 = I2 to FL, DIFF = Difference To Personal Best Lap, P = Crossed Finish Line in Pit Lane, D = Time Disallowed

P25 73 GREEN Mark WILLIAMS		Caterham Academy					
IDEAL LAP TIME : 3:06.044		BEST LAP TIME : 3:06.555		DIFFERENCE : 0.511			
LAP	SECTOR 1	SECTOR 2	SECTOR 3	LAP TIME	MPH	DIFF	TIME OF DAY
1 -	59.906	1:38.259	34.143	3:12.308	68.52	5.753	10:53:11.073
2 -	59.079	1:36.396	33.981	3:09.456 D	69.55	2.901	10:56:20.529
3 -	57.798	1:35.772	33.699	3:07.269 (2)	70.36	0.714	10:59:27.798
4 -	57.066	1:35.513	33.976	3:06.555 (1)	70.63		11:02:34.353
5 -	57.464	1:36.611	33.465	3:07.540 (3)	70.26	0.985	11:05:41.893

P26 48 GREEN Paul CASTLE		Caterham Academy					
IDEAL LAP TIME : 3:05.864		BEST LAP TIME : 3:06.992		DIFFERENCE : 1.128			
LAP	SECTOR 1	SECTOR 2	SECTOR 3	LAP TIME	MPH	DIFF	TIME OF DAY
1 -	1:01.223	1:43.135	33.787	3:18.145	66.50	11.153	10:52:58.316
2 -	58.018	1:38.567	33.322	3:09.907	69.39	2.915	10:56:08.223
3 -	57.045	1:37.176	33.454	3:07.675 (3)	70.21	0.683	10:59:15.898
4 -	56.571	1:36.216	34.205	3:06.992 (1)	70.47		11:02:22.890
5 -	56.326	1:36.558	34.694	3:07.578 (2)	70.25	0.586	11:05:30.468

P27 74 WHITE Julian ROEBUCK		Caterham Academy					
IDEAL LAP TIME : 3:06.789		BEST LAP TIME : 3:07.518		DIFFERENCE : 0.729			
LAP	SECTOR 1	SECTOR 2	SECTOR 3	LAP TIME	MPH	DIFF	TIME OF DAY
1 -	1:02.190	1:37.522	36.294	3:16.006	67.23	8.488	10:53:56.860
2 -	58.945	1:37.242	34.557	3:10.744	69.08	3.226	10:57:07.604
3 -	57.513	1:37.329	33.430	3:08.272 (2)	69.99	0.754	11:00:15.876
4 -	58.197	1:35.898	33.423	3:07.518 (1)	70.27		11:03:23.394
5 -	57.468	1:37.873	33.677	3:09.018 (3)	69.71	1.500	11:06:32.412

P28 50 WHITE Neil PERRY		Caterham Academy					
IDEAL LAP TIME : 3:06.575		BEST LAP TIME : 3:07.612		DIFFERENCE : 1.037			
LAP	SECTOR 1	SECTOR 2	SECTOR 3	LAP TIME	MPH	DIFF	TIME OF DAY
1 -	1:03.544	1:39.572	35.228	3:18.344	66.43	10.732	10:53:38.178
2 -	58.932	1:35.660	33.872	3:08.464 (2)	69.92	0.852	10:56:46.642
3 -	57.544	1:39.381	38.971	3:15.896	67.26	8.284	11:00:02.538
4 -	58.581	1:35.458	33.573	3:07.612 (1)	70.23		11:03:10.150
5 -	58.066	1:36.293	34.180	3:08.539 (3)	69.89	0.927	11:06:18.689

P29 27 WHITE Simon PATEL		Caterham Academy					
IDEAL LAP TIME : 3:06.227		BEST LAP TIME : 3:07.628		DIFFERENCE : 1.401			
LAP	SECTOR 1	SECTOR 2	SECTOR 3	LAP TIME	MPH	DIFF	TIME OF DAY
1 -	1:01.595	1:43.831	34.365	3:19.791	65.95	12.163	10:54:02.908
2 -	59.018	1:39.315	34.001	3:12.334 (2)	68.51	4.706	10:57:15.242
3 -	56.773	1:36.527	34.328	3:07.628 (1)	70.23		11:00:22.870
4 -	55.929	1:51.132	34.698	3:21.759	65.31	14.131	11:03:44.629
5 -	1:01.459	1:36.297	35.341	3:13.097 (3)	68.24	5.469	11:06:57.726

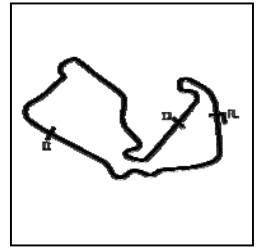
P30 51 WHITE Ray RADFORD		Caterham Academy					
IDEAL LAP TIME : 3:07.694		BEST LAP TIME : 3:08.464		DIFFERENCE : 0.770			
LAP	SECTOR 1	SECTOR 2	SECTOR 3	LAP TIME	MPH	DIFF	TIME OF DAY
1 -	1:04.101	1:42.103	36.343	3:22.547	65.06	14.083	10:54:02.232
2 -	59.654	1:43.097	35.989	3:18.740	66.30	10.276	10:57:20.972
3 -	59.614	1:38.257	34.144	3:12.015 (3)	68.62	3.551	11:00:32.987
4 -	57.109	1:38.192	33.905	3:09.206 (2)	69.64	0.742	11:03:42.193
5 -	57.563	1:36.680	34.221	3:08.464 (1)	69.92		11:06:50.657

Weather / Track : Overcast / Wet

Silverstone GP
Circuit Length = 3.6604 miles
Start: 10:49 Flag 11:04 End: 11:07

Caterham Academy Championship

QUALIFYING - RACE 14 - SECTOR ANALYSIS



SECTOR 1 = FL to I1, SECTOR 2 = I1 to I2, SECTOR 3 = I2 to FL, DIFF = Difference To Personal Best Lap, P = Crossed Finish Line in Pit Lane, D = Time Disallowed

P31 64 WHITE Richard LAWRENCE		Caterham Academy					
IDEAL LAP TIME : 3:08.107		BEST LAP TIME : 3:08.507		DIFFERENCE : 0.400			
LAP	SECTOR 1	SECTOR 2	SECTOR 3	LAP TIME	MPH	DIFF	TIME OF DAY
1 -	1:02.281	1:39.433	34.964	3:16.678	67.00	8.171	10:53:29.755
2 -	59.760	1:37.135	34.828	3:11.723	68.73	3.216	10:56:41.478
3 -	59.669	1:37.665	34.142	3:11.476 (3)	68.82	2.969	10:59:52.954
4 -	58.390	1:36.740	33.502	3:08.632 (2)	69.85	0.125	11:03:01.586
5 -	58.790	1:36.218	33.499	3:08.507 (1)	69.90		11:06:10.093

P32 55 WHITE Graeme WALKER		Caterham Academy					
IDEAL LAP TIME : 3:10.196		BEST LAP TIME : 3:10.196		DIFFERENCE : 0.000			
LAP	SECTOR 1	SECTOR 2	SECTOR 3	LAP TIME	MPH	DIFF	TIME OF DAY
1 -	1:01.916	1:41.270	35.026	3:18.212	66.48	8.016	10:53:37.471
2 -	1:01.531	1:41.016	35.349	3:17.896 (3)	66.58	7.700	10:56:55.367
3 -	1:01.611	1:40.712	35.711	3:18.034	66.54	7.838	11:00:13.401
4 -	1:01.478	1:39.128	34.817	3:15.423 (2)	67.43	5.227	11:03:28.824
5 -	58.317	1:37.189	34.690	3:10.196 (1)	69.28		11:06:39.020

P33 59 GREEN Charles VINCENT		Caterham Academy					
IDEAL LAP TIME : 3:09.825		BEST LAP TIME : 3:10.828		DIFFERENCE : 1.003			
LAP	SECTOR 1	SECTOR 2	SECTOR 3	LAP TIME	MPH	DIFF	TIME OF DAY
1 -	1:01.517	1:43.449	35.404	3:20.370	65.76	9.542	10:53:03.548
2 -	58.688	1:39.945	34.414	3:13.047 (3)	68.26	2.219	10:56:16.595
3 -	58.238	1:40.036	33.908	3:12.182 (2)	68.56	1.354	10:59:28.777
4 -	1:14.723	1:39.847	34.455	3:29.025	63.04	18.197	11:02:57.802
5 -	59.209	1:37.679	33.940	3:10.828 (1)	69.05		11:06:08.630

P34 80 GREEN Rob BAYNE		Caterham Academy					
IDEAL LAP TIME : 3:10.412		BEST LAP TIME : 3:11.247		DIFFERENCE : 0.835			
LAP	SECTOR 1	SECTOR 2	SECTOR 3	LAP TIME	MPH	DIFF	TIME OF DAY
1 -	1:05.242	1:47.532	35.454	3:28.228	63.28	16.981	10:54:06.224
2 -	59.197	1:40.709	35.158	3:15.064 (3)	67.55	3.817	10:57:21.288
3 -	59.705	1:40.038	34.696	3:14.439 (2)	67.77	3.192	11:00:35.727
4 -	58.405	1:46.757	33.961	3:19.123	66.17	7.876	11:03:54.850
5 -	58.090	1:38.361	34.796	3:11.247 (1)	68.90		11:07:06.097

P35 19 WHITE Chris ROBERTS		Caterham Academy					
IDEAL LAP TIME : 3:09.028		BEST LAP TIME : 3:11.399		DIFFERENCE : 2.371			
LAP	SECTOR 1	SECTOR 2	SECTOR 3	LAP TIME	MPH	DIFF	TIME OF DAY
1 -	1:01.718	1:39.474	35.183	3:16.375	67.10	4.976	10:53:30.878
2 -	1:00.204	1:37.787	34.364	3:12.355 (2)	68.50	0.956	10:56:43.233
3 -	59.997	1:37.136	34.266	3:11.399 (1)	68.84		10:59:54.632
4 -	1:00.218	1:37.932	34.445	3:12.595 (3)	68.42	1.196	11:03:07.227
5 -	58.353	1:42.871	33.539	3:14.763	67.66	3.364	11:06:21.990

P36 13 WHITE Robert BEKE		Caterham Academy					
IDEAL LAP TIME : 3:11.599		BEST LAP TIME : 3:12.112		DIFFERENCE : 0.513			
LAP	SECTOR 1	SECTOR 2	SECTOR 3	LAP TIME	MPH	DIFF	TIME OF DAY
1 -	59.575	1:40.508	34.575	3:14.658 (3)	67.69	2.546	10:53:17.895
2 -	57.503	1:45.387	34.368	3:17.258	66.80	5.146	10:56:35.153
3 -	58.016	1:40.172	33.924	3:12.112 (1)	68.59		10:59:47.265
4 -	1:04.686	1:42.601	34.519	3:21.806	65.29	9.694	11:03:09.071
5 -	59.209	1:40.916	33.982	3:14.107 (2)	67.88	1.995	11:06:23.178

Weather / Track : Overcast / Wet

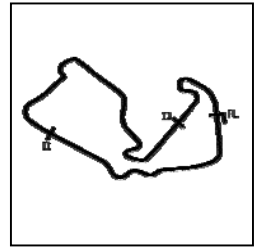
Silverstone GP

Circuit Length = 3.6604 miles

Start: 10:49 Flag 11:04 End: 11:07

Caterham Academy Championship

QUALIFYING - RACE 14 - SECTOR ANALYSIS



SECTOR 1 = FL to I1, SECTOR 2 = I1 to I2, SECTOR 3 = I2 to FL, DIFF = Difference To Personal Best Lap, P = Crossed Finish Line in Pit Lane, D = Time Disallowed

P37 81 GREEN Richard PERSEY		Caterham Academy					
IDEAL LAP TIME : 3:14.026		BEST LAP TIME : 3:14.026		DIFFERENCE : 0.000			
LAP	SECTOR 1	SECTOR 2	SECTOR 3	LAP TIME	MPH	DIFF	TIME OF DAY
1 -	1:07.354	1:49.409	35.322	3:32.085 (3)	62.13	18.059	10:54:08.807
2 -	59.681	1:42.276	35.217	3:17.174 (2)	66.83	3.148	10:57:25.981
3 -	59.642	1:40.083	34.301	3:14.026 (1)	67.91		11:00:40.007
4 -	1:00.041	2:04.898	34.788	3:39.727	59.97	25.701	11:04:19.734

P38 77 WHITE Lyndon ARNOLD		Caterham Academy					
IDEAL LAP TIME : 3:14.705		BEST LAP TIME : 3:14.705		DIFFERENCE : 0.000			
LAP	SECTOR 1	SECTOR 2	SECTOR 3	LAP TIME	MPH	DIFF	TIME OF DAY
1 -	1:03.031	1:46.304	36.133	3:25.468 (3)	64.13	10.763	10:53:57.907
2 -	1:00.782	1:40.741	35.545	3:17.068 (2)	66.86	2.363	10:57:14.975
3 -	1:33.170	1:43.161	35.054	3:51.385	56.95	36.680	11:01:06.360
4 -	1:00.598	1:39.609	34.498	3:14.705 (1)	67.68		11:04:21.065

P39 70 GREEN John HOOD		Caterham Academy					
IDEAL LAP TIME : 3:14.089		BEST LAP TIME : 3:15.146		DIFFERENCE : 1.057			
LAP	SECTOR 1	SECTOR 2	SECTOR 3	LAP TIME	MPH	DIFF	TIME OF DAY
1 -	1:04.280	1:45.977	37.632	3:27.889	63.38	12.743	10:53:57.514
2 -	1:03.117	1:43.899	34.902	3:21.918	65.26	6.772	10:57:19.432
3 -	1:00.917	1:39.973	35.285	3:16.175 (2)	67.17	1.029	11:00:35.607
4 -	59.968	1:39.237	35.941	3:15.146 (1)	67.52		11:03:50.753
5 -	59.950	1:44.992	35.943	3:20.885 (3)	65.59	5.739	11:07:11.638

P40 44 GREEN Ian SUMMERS		Caterham Academy					
IDEAL LAP TIME : 3:11.779		BEST LAP TIME : 3:15.486		DIFFERENCE : 3.707			
LAP	SECTOR 1	SECTOR 2	SECTOR 3	LAP TIME	MPH	DIFF	TIME OF DAY
1 -	1:03.843	1:40.234	33.987	3:18.064	66.53	2.578	10:53:42.790
2 -	59.263	1:40.955	35.268	3:15.486 (1)	67.41		10:56:58.276
3 -	59.613	1:40.610	35.291	3:15.514 (2)	67.40	0.028	11:00:13.790
4 -	58.722	1:45.366	33.934	3:18.022	66.54	2.536	11:03:31.812
5 -	57.611	1:45.017	35.116	3:17.744 (3)	66.64	2.258	11:06:49.556

P41 23 WHITE Alan BATEMAN		Caterham Academy					
IDEAL LAP TIME : 3:16.171		BEST LAP TIME : 3:16.905		DIFFERENCE : 0.734			
LAP	SECTOR 1	SECTOR 2	SECTOR 3	LAP TIME	MPH	DIFF	TIME OF DAY
1 -	1:04.663	1:48.072	37.424	3:30.159	62.70	13.254	10:54:25.696
2 -	1:01.534	1:44.866	35.137	3:21.537 (3)	65.38	4.632	10:57:47.233
3 -	1:01.669	1:43.378	35.317	3:20.364 (2)	65.76	3.459	11:01:07.597
4 -	1:00.293	1:40.741	35.871	3:16.905 (1)	66.92		11:04:24.502

P42 22 WHITE Louise DEASON		Caterham Academy					
IDEAL LAP TIME : 3:15.399		BEST LAP TIME : 3:17.186		DIFFERENCE : 1.787			
LAP	SECTOR 1	SECTOR 2	SECTOR 3	LAP TIME	MPH	DIFF	TIME OF DAY
1 -	1:06.064	1:50.067	35.761	3:31.892	62.19	14.706	10:54:21.111
2 -	1:02.682	1:42.984	35.292	3:20.958 (2)	65.57	3.772	10:57:42.069
3 -	1:01.338	1:40.613	35.235	3:17.186 (1)	66.82		11:00:59.255
4 -	59.551	1:48.346	36.434	3:24.331 (3)	64.49	7.145	11:04:23.586

Weather / Track : Overcast / Wet

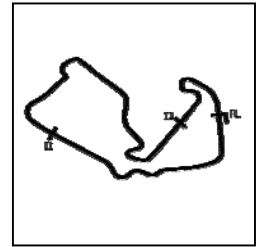
Silverstone GP

Circuit Length = 3.6604 miles

Start: 10:49 Flag 11:04 End: 11:07

Caterham Academy Championship

QUALIFYING - RACE 14 - SECTOR ANALYSIS



SECTOR 1 = FL to I1, SECTOR 2 = I1 to I2, SECTOR 3 = I2 to FL, DIFF = Difference To Personal Best Lap, P = Crossed Finish Line in Pit Lane, D = Time Disallowed

P43 18 GREEN Ian BEDDIS		Caterham Academy					
IDEAL LAP TIME : 3:17.805		BEST LAP TIME : 3:17.805		DIFFERENCE : 0.000			
LAP	SECTOR 1	SECTOR 2	SECTOR 3	LAP TIME	MPH	DIFF	TIME OF DAY
1 -	1:04.582	2:05.347	37.585	3:47.514	57.92	29.709	10:54:18.082
2 -	1:04.400	1:56.006	36.467	3:36.873 (3)	60.76	19.068	10:57:54.955
3 -	1:03.932	1:48.239	35.747	3:27.918 (2)	63.37	10.113	11:01:22.873
4 -	1:01.082	1:41.469	35.254	3:17.805 (1)	66.62		11:04:40.678

P44 67 WHITE Anil PITALIA		Caterham Academy					
IDEAL LAP TIME : 3:19.169		BEST LAP TIME : 3:19.810		DIFFERENCE : 0.641			
LAP	SECTOR 1	SECTOR 2	SECTOR 3	LAP TIME	MPH	DIFF	TIME OF DAY
1 -	1:05.317	1:53.361	36.144	3:34.822	61.34	15.012	10:54:31.544
2 -	1:01.097	1:45.253	36.326	3:22.676 (2)	65.01	2.866	10:57:54.220
3 -	1:03.781	1:44.641	36.728	3:25.150 (3)	64.23	5.340	11:01:19.370
4 -	1:00.583	1:42.442	36.785	3:19.810 (1)	65.95		11:04:39.180

P45 6 WHITE David SAXBY		Caterham Academy					
IDEAL LAP TIME : 3:20.315		BEST LAP TIME : 3:21.295		DIFFERENCE : 0.980			
LAP	SECTOR 1	SECTOR 2	SECTOR 3	LAP TIME	MPH	DIFF	TIME OF DAY
1 -	1:04.521	1:46.420	37.953	3:28.894 (3)	63.08	7.599	10:53:56.850
2 -	1:04.440	1:50.362	36.866	3:31.668	62.25	10.373	10:57:28.518
3 -	1:02.589	1:42.748	36.196	3:21.533 (2)	65.38	0.238	11:00:50.051
4 -	1:03.569	1:41.969	35.757	3:21.295 (1)	65.46		11:04:11.346

P46 4 GREEN Isla LOWE		Caterham Academy					
IDEAL LAP TIME : 3:31.625		BEST LAP TIME : 3:31.625		DIFFERENCE : 0.000			
LAP	SECTOR 1	SECTOR 2	SECTOR 3	LAP TIME	MPH	DIFF	TIME OF DAY
1 -	1:08.770	1:56.415	38.531	3:43.716	58.90	12.091	10:54:16.968
2 -	1:05.697	1:51.812	38.051	3:35.560 (3)	61.13	3.935	10:57:52.528
3 -	1:04.966	1:50.953	38.223	3:34.142 (2)	61.53	2.517	11:01:26.670
4 -	1:04.112	1:50.385	37.128	3:31.625 (1)	62.26		11:04:58.295

Caterham Academy Championship

QUALIFYING - RACE 14 - BEST SECTORS

SECTOR 1			SECTOR 2			SECTOR 3			IDEAL / BEST COMPARISON						
POS	NO	NAME	TIME	NO	NAME	TIME	NO	NAME	TIME	POS	NO	NAME	IDEAL	BEST	DIFF
												PERFECT LAP	2:57.165		
1	33	NEWMAN	54.399	33	NEWMAN	1:30.925	11	JAMES	31.841	1	33	NEWMAN	2:57.289	2:57.514	0.225
2	35	KENDLE	54.964	3	HARDICK	1:32.639	33	NEWMAN	31.965	2	11	JAMES	3:00.027	3:01.868	1.841
3	21	LOWER	54.999	11	JAMES	1:32.796	76	DEMAIN	32.234	3	3	HARDICK	3:00.346	3:01.807	1.461
4	5	CLARK	55.080	9	HARRIS	1:32.897	9	HARRIS	32.240	4	9	HARRIS	3:00.453	3:01.589	1.136
5	43	LUCAS	55.126	35	KENDLE	1:33.094	21	LOWER	32.479	5	35	KENDLE	3:00.643	3:00.717	0.074
6	17	GEORGE	55.163	43	LUCAS	1:33.103	3	HARDICK	32.490	6	43	LUCAS	3:00.960	3:00.960	0.000
7	10	FRASER	55.190	15	COOK	1:33.109	5	CLARK	32.490	7	15	COOK	3:00.970	3:00.970	0.000
8	84	PRIDAY	55.208	2	JONES	1:33.364	66	CHIDDICKS	32.532	8	21	LOWER	3:01.235	3:02.074	0.839
9	3	HARDICK	55.217	97	MOON	1:33.685	71	PERRY	32.561	9	2	JONES	3:01.388	3:01.489	0.101
10	15	COOK	55.272	21	LOWER	1:33.757	35	KENDLE	32.585	10	76	DEMAIN	3:01.536	3:01.945	0.409
11	2	JONES	55.283	69	WOODMAN	1:33.851	15	COOK	32.589	11	10	FRASER	3:01.905	3:02.459	0.554
12	9	HARRIS	55.316	66	CHIDDICKS	1:33.892	8	NOKES	32.591	12	17	GEORGE	3:01.979	3:02.701	0.722
13	11	JAMES	55.390	76	DEMAIN	1:33.900	10	FRASER	32.608	13	66	CHIDDICKS	3:02.126	3:02.251	0.125
14	76	DEMAIN	55.402	17	GEORGE	1:33.914	72	THEATO	32.659	14	69	WOODMAN	3:02.313	3:03.020	0.707
15	69	WOODMAN	55.514	8	NOKES	1:33.963	43	LUCAS	32.731	15	5	CLARK	3:02.440	3:03.263	0.823
16	66	CHIDDICKS	55.702	10	FRASER	1:34.107	2	JONES	32.741	16	8	NOKES	3:02.949	3:04.280	1.331
17	27	PATEL	55.929	78	AINSCOUGH	1:34.256	99	HEDLEY	32.838	17	97	MOON	3:03.323	3:03.496	0.173
18	99	HEDLEY	56.279	72	THEATO	1:34.859	20	JANUSZEWSKI	32.900	18	72	THEATO	3:03.881	3:04.890	1.009
19	71	PERRY	56.308	5	CLARK	1:34.870	17	GEORGE	32.902	19	78	AINSCOUGH	3:03.949	3:04.008	0.059
20	48	CASTLE	56.326	99	HEDLEY	1:34.979	69	WOODMAN	32.948	20	84	PRIDAY	3:04.088	3:04.182	0.094
21	72	THEATO	56.363	42	BANTON	1:35.196	84	PRIDAY	33.022	21	99	HEDLEY	3:04.096	3:04.722	0.626
22	8	NOKES	56.395	50	PERRY	1:35.458	97	MOON	33.178	22	71	PERRY	3:04.576	3:04.668	0.092
23	97	MOON	56.460	73	WILLIAMS	1:35.513	78	AINSCOUGH	33.186	23	20	JANUSZEWSKI	3:05.338	3:05.766	0.428
24	78	AINSCOUGH	56.507	71	PERRY	1:35.707	48	CASTLE	33.322	24	48	CASTLE	3:05.864	3:06.992	1.128
25	20	JANUSZEWSKI	56.633	20	JANUSZEWSKI	1:35.805	74	ROEBUCK	33.423	25	42	BANTON	3:05.999	3:06.545	0.546
26	42	BANTON	56.869	84	PRIDAY	1:35.858	73	WILLIAMS	33.465	26	73	WILLIAMS	3:06.044	3:06.555	0.511
27	73	WILLIAMS	57.066	74	ROEBUCK	1:35.898	64	LAWRANCE	33.499	27	27	PATEL	3:06.227	3:07.628	1.401
28	51	RADFORD	57.109	48	CASTLE	1:36.216	19	ROBERTS	33.539	28	50	PERRY	3:06.575	3:07.612	1.037
29	74	ROEBUCK	57.468	64	LAWRANCE	1:36.218	50	PERRY	33.573	29	74	ROEBUCK	3:06.789	3:07.518	0.729
30	13	BEKE	57.503	27	PATEL	1:36.297	51	RADFORD	33.905	30	51	RADFORD	3:07.694	3:08.464	0.770
31	50	PERRY	57.544	51	RADFORD	1:36.680	59	VINCENT	33.908	31	64	LAWRANCE	3:08.107	3:08.507	0.400
32	44	SUMMERS	57.611	19	ROBERTS	1:37.136	13	BEKE	33.924	32	19	ROBERTS	3:09.028	3:11.399	2.371
33	80	BAYNE	58.090	55	WALKER	1:37.189	42	BANTON	33.934	33	59	VINCENT	3:09.825	3:10.828	1.003
34	59	VINCENT	58.238	59	VINCENT	1:37.679	44	SUMMERS	33.934	34	55	WALKER	3:10.196	3:10.196	0.000
35	55	WALKER	58.317	80	BAYNE	1:38.361	80	BAYNE	33.961	35	80	BAYNE	3:10.412	3:11.247	0.835
36	19	ROBERTS	58.353	70	HOOD	1:39.237	27	PATEL	34.001	36	13	BEKE	3:11.599	3:12.112	0.513
37	64	LAWRANCE	58.390	77	ARNOLD	1:39.609	81	PERSEY	34.301	37	44	SUMMERS	3:11.779	3:15.486	3.707
38	22	DEASON	59.551	81	PERSEY	1:40.083	77	ARNOLD	34.498	38	81	PERSEY	3:14.026	3:14.026	0.000
39	81	PERSEY	59.642	13	BEKE	1:40.172	55	WALKER	34.690	39	70	HOOD	3:14.089	3:15.146	1.057
40	70	HOOD	59.950	44	SUMMERS	1:40.234	70	HOOD	34.902	40	77	ARNOLD	3:14.705	3:14.705	0.000
41	23	BATEMAN	1:00.293	22	DEASON	1:40.613	23	BATEMAN	35.137	41	22	DEASON	3:15.399	3:17.186	1.787
42	67	PITALIA	1:00.583	23	BATEMAN	1:40.741	22	DEASON	35.235	42	23	BATEMAN	3:16.171	3:16.905	0.734
43	77	ARNOLD	1:00.598	18	BEDDIS	1:41.469	18	BEDDIS	35.254	43	18	BEDDIS	3:17.805	3:17.805	0.000
44	18	BEDDIS	1:01.082	6	SAXBY	1:41.969	6	SAXBY	35.757	44	67	PITALIA	3:19.169	3:19.810	0.641
45	6	SAXBY	1:02.589	67	PITALIA	1:42.442	67	PITALIA	36.144	45	6	SAXBY	3:20.315	3:21.295	0.980
46	4	LOWE	1:04.112	4	LOWE	1:50.385	4	LOWE	37.128	46	4	LOWE	3:31.625	3:31.625	0.000

Weather / Track : Overcast / Wet

Silverstone GP

Circuit Length = 3.6604 miles

Start: 10:49 Flag 11:04 End: 11:07

Results can be found at www.tsl-timing.com

Printed - 11:10 Sunday, 04 July 2021

Caterham Academy Championship

QUALIFYING - RACE 14 - STATISTICS

Competitors Started 46
Planned Start 2021-07-04 @ 10:50:00.000
Actual Start 2021-07-04 @ 10:49:03.528
Finish Time 2021-07-04 @ 11:04:05.045
Track Length 3.6604mi.
Total Laps 222
Total Distance Covered 812.6304mi.

Session Fastest Lap History

NO	CL	NAME	LAP TIME	TIME OF DAY	LAP	VEHICLE
66	GREEN	Freddie CHIDDICKS	3:05.926	10:52:35.220	1	Caterham Academy
11	WHITE	William JAMES	3:04.929	10:52:37.074	1	Caterham Academy
66	GREEN	Freddie CHIDDICKS	3:03.466	10:55:38.686	2	Caterham Academy
21	WHITE	Charlie LOWER	3:02.817	10:55:43.042	2	Caterham Academy
9	GREEN	Ian HARRIS	3:02.473	10:55:44.354	2	Caterham Academy
33	GREEN	Geoff NEWMAN	3:00.713	10:56:01.202	2	Caterham Academy
33	GREEN	Geoff NEWMAN	2:59.102	10:59:00.304	3	Caterham Academy
33	GREEN	Geoff NEWMAN	2:57.988	11:01:58.292	4	Caterham Academy
33	GREEN	Geoff NEWMAN	2:57.514	11:04:55.806	5	Caterham Academy

Flag History

TYPE	TIME OF DAY
GREEN	10:49:03.528
FINISH	11:04:05.045

Flag Statistics

TYPE	COUNT	TOTAL LAPS	TOTAL TIME
Green	1	5	18:31.617
Red	0	0	0.000
Safety Car	0	0	0.000
FCY	0	0	0.000

Caterham Academy Championship

QUALIFYING - RACE 14 - STATISTICS

CLASS : WHITE

24 Starters

Fastest Lap History

NO	NAME	LAP TIME	TIME OF DAY	LAP	VEHICLE
11	William JAMES	3:04.929	10:52:37.074	1	Caterham Academy
11	William JAMES	3:03.618	10:55:40.692	2	Caterham Academy
21	Charlie LOWER	3:02.817	10:55:43.042	2	Caterham Academy
11	William JAMES	3:01.868	10:58:42.561	3	Caterham Academy
43	Gareth LUCAS	3:00.960	11:05:15.790	5	Caterham Academy

Caterham Academy Championship

QUALIFYING - RACE 14 - STATISTICS

CLASS : GREEN

22 Starters

Fastest Lap History


NO	NAME	LAP TIME	TIME OF DAY	LAP	VEHICLE
66	Freddie CHIDDICKS	3:05.926	10:52:35.220	1	Caterham Academy
9	Ian HARRIS	3:05.067	10:52:41.881	1	Caterham Academy
66	Freddie CHIDDICKS	3:03.466	10:55:38.686	2	Caterham Academy
9	Ian HARRIS	3:02.473	10:55:44.354	2	Caterham Academy
33	Geoff NEWMAN	3:00.713	10:56:01.202	2	Caterham Academy
33	Geoff NEWMAN	2:59.102	10:59:00.304	3	Caterham Academy
33	Geoff NEWMAN	2:57.988	11:01:58.292	4	Caterham Academy
33	Geoff NEWMAN	2:57.514	11:04:55.806	5	Caterham Academy

Caterham Academy Championship

RACE 14 - GRID (20 minutes)

ROW 23	46	6 3:21.295 David SAXBY	45	67 3:19.810 Anil PITALIA
ROW 22	44	22 3:17.186 Louise DEASON	43	4 3:31.625 Isla LOWE
ROW 21	42	23 3:16.905 Alan BATEMAN	41	18 3:17.805 Ian BEDDIS
ROW 20	40	77 3:14.705 Lyndon ARNOLD	39	44 3:15.486 Ian SUMMERS
ROW 19	38	13 3:12.112 Robert BEKE	37	70 3:15.146 John HOOD
ROW 18	36	19 3:11.399 Chris ROBERTS	35	81 3:14.026 Richard PERSEY
ROW 17	34	55 3:10.196 Graeme WALKER	33	80 3:11.247 Rob BAYNE
ROW 16	32	64 3:08.507 Richard LAWRENCE	31	59 3:10.828 Charles VINCENT
ROW 15	30	51 3:08.464 Ray RADFORD	29	48 3:06.992 Paul CASTLE
ROW 14	28	27 3:07.628 Simon PATEL	27	73 3:06.555 Mark WILLIAMS
ROW 13	26	50 3:07.612 Neil PERRY	25	72 3:04.890 Theo THEATO
ROW 12	24	74 3:07.518 Julian ROEBUCK	23	84 3:04.182 Joe PRIDAY
ROW 11	22	42 3:06.545 Michael BANTON	21	5 3:03.263 Philip CLARK
ROW 10	20	20 3:05.766 Mark JANUSZEWSKI	19	69 3:03.020 Paul WOODMAN
ROW 9	18	99 3:04.722 Benja HEDLEY	17	10 3:02.459 Chris FRASER
ROW 8	16	71 3:04.668 Giles PERRY	15	66 3:02.251 Freddie CHIDDICKS
ROW 7	14	8 3:04.280 Tom NOKES	13	76 3:01.945 Robert DEMAIN
ROW 6	12	78 3:04.008 Richard AINSCOUGH	11	3 3:01.807 Oliver HARDICK
ROW 5	10	97 3:03.496 James MOON	9	9 3:01.589 Ian HARRIS
ROW 4	8	17 3:02.701 Harry GEORGE	7	2 3:01.489 Marc JONES
ROW 3	6	21 3:02.074 Charlie LOWER	5	15 3:00.970 James COOK
ROW 2	4	11 3:01.868 William JAMES	3	35 3:00.717 Mark KENDLE
ROW 1	2	43 3:00.960 Gareth LUCAS	1	33 2:57.514 Geoff NEWMAN

Pole



These results are provisional until the conclusion of any judicial and technical matters.

Silverstone GP
Circuit Length = 3.6604 miles

Clerk Of Course : Kelly Williams-Janes	Stewards :	Timekeeper : Gethin Rees
--	------------	--------------------------

Results can be found at www.tsl-timing.com

Printed - 11:31 Sunday, 04 July 2021



Caterham Academy Championship

RACE 14 - CLASSIFICATION

POS	NO	CL	PIC	NAME	ENTRY	LAPS	TIME	GAP	DIFF	MPH	BEST	ON
1	33	GREEN	1	Geoff NEWMAN	Caterham Academy	8	21:22.010			82.23	2:37.923	6
2	66	GREEN	2	Freddie CHIDDICKS	Caterham Academy	8	21:27.250	5.240	5.240	81.89	2:37.977	3
3	2	GREEN	3	Marc JONES	Caterham Academy	8	21:27.806	5.796	0.556	81.86	2:38.124	7
4	9	GREEN	4	Ian HARRIS	Caterham Academy	8	21:35.427	13.417	7.621	81.38	2:39.829	6
5	35	GREEN	5	Mark KENDLE	Caterham Academy	8	21:35.498	13.488	0.071	81.37	2:39.932	7
6	21	WHITE	1	Charlie LOWER	Caterham Academy	8	21:36.646	14.636	1.148	81.30	2:39.860	7
7	10	GREEN	6	Chris FRASER	Caterham Academy	8	21:37.397	15.387	0.751	81.25	2:38.760	3
8	17	WHITE	2	Harry GEORGE	Caterham Academy	8	21:39.306	17.296	1.909	81.13	2:39.640	8
9	15	GREEN	7	James COOK	Caterham Academy	8	21:39.669	17.659	0.363	81.11	2:39.402	8
10	72	GREEN	8	Theo THEATO	Caterham Academy	8	21:40.319	18.309	0.650	81.07	2:38.645	8
11	69	GREEN	9	Paul WOODMAN	Caterham Academy	8	21:46.434	24.424	6.115	80.69	2:38.922	4
12	11	WHITE	3	William JAMES	Caterham Academy	8	21:48.693	26.683	2.259	80.55	2:40.971	8
13	73	GREEN	10	Mark WILLIAMS	Caterham Academy	8	21:48.850	26.840	0.157	80.54	2:39.137	3
14	8	WHITE	4	Tom NOKES	Caterham Academy	8	21:49.156	27.146	0.306	80.52	2:40.969	3
15	97	WHITE	5	James MOON	Caterham Academy	8	21:51.054	29.044	1.898	80.41	2:41.415	6
16	5	GREEN	11	Philip CLARK	Caterham Academy	8	21:51.099	29.089	0.045	80.40	2:40.183	6
17	76	GREEN	12	Robert DEMAIN	Caterham Academy	8	21:59.582	37.572	8.483	79.89	2:39.739	3
18	50	WHITE	6	Neil PERRY	Caterham Academy	8	22:06.342	44.332	6.760	79.48	2:40.485	3
19	78	WHITE	7	Richard AINSCOUGH	Caterham Academy	8	22:06.888	44.878	0.546	79.45	2:41.685	3
20	48	GREEN	13	Paul CASTLE	Caterham Academy	8	22:08.142	46.132	1.254	79.37	2:41.742	4
21	99	WHITE	8	Benja HEDLEY	Caterham Academy	8	22:10.311	48.301	2.169	79.24	2:41.627	6
22	42	WHITE	9	Michael BANTON	Caterham Academy	8	22:12.508	50.498	2.197	79.11	2:43.030	3
23	3	GREEN	14	Oliver HARDICK	Caterham Academy	8	22:18.375	56.365	5.867	78.76	2:42.369	3
24	71	WHITE	10	Giles PERRY	Caterham Academy	8	22:27.761	1:05.751	9.386	78.22	2:41.065	6
25	84	GREEN	15	Joe PRIDAY	Caterham Academy	8	22:30.988	1:08.978	3.227	78.03	2:43.385	6
26	74	WHITE	11	Julian ROEBUCK	Caterham Academy	8	22:32.514	1:10.504	1.526	77.94	2:44.363	3
27	27	WHITE	12	Simon PATEL	Caterham Academy	8	22:32.999	1:10.989	0.485	77.91	2:44.811	3
28	59	GREEN	16	Charles VINCENT	Caterham Academy	8	22:33.766	1:11.756	0.767	77.87	2:41.923	7
29	70	GREEN	17	John HOOD	Caterham Academy	8	22:35.253	1:13.243	1.487	77.78	2:43.397	3
30	51	WHITE	13	Ray RADFORD	Caterham Academy	8	22:38.335	1:16.325	3.082	77.61	2:44.498	5
31	67	WHITE	14	Anil PITALLA	Caterham Academy	8	22:40.004	1:17.994	1.669	77.51	2:44.047	6
32	77	WHITE	15	Lyndon ARNOLD	Caterham Academy	8	22:44.630	1:22.620	4.626	77.25	2:44.591	4
33	19	WHITE	16	Chris ROBERTS	Caterham Academy	8	22:47.259	1:25.249	2.629	77.10	2:46.975	6
34	64	WHITE	17	Richard LAWWRANCE	Caterham Academy	8	22:51.862	1:29.852	4.603	76.84	2:47.603	7
35	20	WHITE	18	Mark JANUSZEWSKI	Caterham Academy	8	23:00.926	1:38.916	9.064	76.34	2:42.354	3
36	80	GREEN	18	Rob BAYNE	Caterham Academy	8	23:17.078	1:55.068	16.152	75.45	2:44.313	3
37	13	WHITE	19	Robert BEKE	Caterham Academy	8	23:17.186	1:55.176	0.108	75.45	2:48.279	4
38	23	WHITE	20	Alan BATEMAN	Caterham Academy	8	23:20.910	1:58.900	3.724	75.25	2:51.262	5
39	18	GREEN	19	Ian BEDDIS	Caterham Academy	8	23:24.014	2:02.004	3.104	75.08	2:50.221	6
40	44	GREEN	20	Ian SUMMERS	Caterham Academy	8	23:48.225	2:26.215	24.211	73.81	2:52.704	6
41	22	WHITE	21	Louise DEASON	Caterham Academy	8	23:58.830	2:36.820	10.605	73.26	2:54.952	6
42	4	GREEN	21	Isla LOWE	Caterham Academy	7	21:25.215	1 Lap	1 Lap	71.77	2:54.736	4
43	6	WHITE	22	David SAXBY	Caterham Academy	7	21:32.797	1 Lap	7.582	71.35	2:57.761	3
44	55	WHITE	23	Graeme WALKER	Caterham Academy	6	21:30.208	2 Laps	1 Lap	61.28	2:49.869	5

NOT CLASSIFIED

DNF	43	WHITE		Gareth LUCAS	Caterham Academy	6	16:11.775	2 Laps		81.36	2:39.514	6
-----	----	-------	--	--------------	------------------	---	-----------	--------	--	-------	----------	---

FASTEST LAP

33	GREEN			Geoff NEWMAN	Caterham Academy	6	2:37.923			83.44 mph	134.29 kph
43	WHITE			Gareth LUCAS	Caterham Academy	6	2:39.514			82.61 mph	132.95 kph

Weather / Track : Cloudy / Dry

These results are provisional until the conclusion of any judicial and technical matters.

Silverstone GP: 3.6604 miles
 Race Distance: 8 Laps / 29.28 miles
 Start: 16:34 Flag 16:55 End: 16:58

Clerk Of Course : Kelly Williams-Janes	Stewards :	Timekeeper : Gethin Rees
--	------------	--------------------------

Results can be found at www.tsl-timing.com

Printed - 17:12 Sunday, 04 July 2021



Caterham Academy Championship

RACE 14 - LAP CHART

LAP 1 @ 16:37:13.023			LAP 2 @ 16:39:56.341			LAP 3 @ 16:42:37.342			LAP 4 @ 16:45:15.638			LAP 5 @ 16:47:54.074		
NO	BEHIND	LAP TIME	NO	BEHIND	LAP TIME	NO	BEHIND	LAP TIME	NO	BEHIND	LAP TIME	NO	BEHIND	LAP TIME
2		2:44.030	33		2:43.084	33		2:41.001	33		2:38.296	33		2:38.436
35	0.111	2:44.141	21	0.590	2:43.433	21	1.303	2:41.714	66	3.563	2:38.567	66	5.047	2:39.920
33	0.234	2:44.264	2	1.928	2:45.246	43	1.866	2:40.483	43	3.595	2:40.025	2	5.551	2:39.898
21	0.475	2:44.505	43	2.384	2:43.827	2	2.125	2:41.198	21	3.828	2:40.821	9	6.722	2:40.241
11	0.724	2:44.754	9	3.077	2:44.751	9	2.366	2:40.290	2	4.089	2:40.260	43	7.180	2:42.021
15	1.017	2:45.047	35	3.560	2:46.767	66	3.292	2:37.977	69	4.342	2:38.922	69	8.292	2:42.386
9	1.644	2:45.674	69	5.414	2:45.434	69	3.716	2:39.303	9	4.917	2:40.847	35	8.396	2:41.263
43	1.875	2:45.905	66	6.316	2:45.434	35	3.901	2:41.342	35	5.569	2:39.964	21	8.838	2:43.446
17	2.131	2:46.161	15	6.872	2:49.173	15	8.117	2:42.246	76	11.780	2:40.752	10	13.922	2:40.485
69	3.298	2:47.328	17	7.156	2:48.343	17	8.265	2:42.110	10	11.873	2:41.603	17	14.325	2:40.791
8	4.164	2:48.194	11	7.198	2:49.792	11	8.382	2:42.185	17	11.970	2:42.001	15	15.000	2:41.336
66	4.200	2:48.230	8	8.920	2:48.074	10	8.566	2:38.760	15	12.100	2:42.279	72	17.664	2:41.579
10	4.633	2:48.663	76	10.586	2:48.853	8	8.888	2:40.969	11	12.765	2:42.679	11	18.072	2:43.743
76	5.051	2:49.081	10	10.807	2:49.492	76	9.324	2:39.739	8	12.900	2:42.308	8	18.296	2:43.832
97	5.597	2:49.627	97	11.964	2:49.685	72	12.811	2:40.597	72	14.521	2:40.006	97	20.123	2:41.981
78	6.808	2:50.838	72	13.215	2:48.830	97	13.363	2:42.400	97	16.578	2:41.511	73	20.596	2:40.992
3	6.864	2:50.894	5	13.591	2:49.824	3	14.986	2:42.369	73	18.040	2:40.950	5	21.679	2:41.540
5	7.085	2:51.115	3	13.618	2:50.072	5	15.055	2:42.465	5	18.575	2:41.816	78	26.391	2:42.800
72	7.703	2:51.733	78	16.172	2:52.682	73	15.386	2:39.137	50	21.009	2:41.473	50	26.888	2:44.315
20	8.339	2:52.369	73	17.250	2:49.342	78	16.856	2:41.685	78	22.027	2:43.467	76	28.166	2:54.822
50	10.757	2:54.787	50	18.348	2:50.909	50	17.832	2:40.485	20	26.572	2:44.885	42	35.328	2:47.076
73	11.226	2:55.256	20	18.630	2:53.609	20	19.983	2:42.354	42	26.688	2:43.678	48	35.449	2:46.594
42	11.874	2:55.904	42	19.277	2:50.721	42	21.306	2:43.030	3	26.809	2:50.119	3	36.186	2:47.813
51	12.955	2:56.985	51	22.901	2:53.264	48	23.845	2:41.927	48	27.291	2:41.742	20	36.443	2:48.307
59	13.388	2:57.418	48	22.919	2:48.318	74	26.991	2:44.363	99	32.927	2:43.820	99	37.394	2:42.903
74	14.143	2:58.173	74	23.629	2:52.804	99	27.403	2:42.307	74	36.175	2:47.480	51	42.927	2:44.498
27	16.381	3:00.411	27	24.170	2:51.107	51	27.411	2:45.511	27	36.419	2:46.735	59	43.318	2:43.804
64	17.525	3:01.555	70	26.030	2:50.989	27	27.980	2:44.811	51	36.865	2:47.750	74	45.824	2:48.085
77	17.694	3:01.724	99	26.097	2:49.227	70	28.426	2:43.397	80	37.035	2:44.871	27	45.953	2:47.970
48	17.919	3:01.949	59	26.731	2:56.661	59	28.973	2:43.243	70	37.782	2:47.652	80	46.203	2:47.604
70	18.359	3:02.389	80	27.148	2:49.796	80	30.460	2:44.313	59	37.950	2:47.273	77	48.583	2:48.655
99	20.188	3:04.218	77	27.396	2:53.020	77	32.069	2:45.674	77	38.364	2:44.591	84	51.272	2:44.099
80	20.670	3:04.700	64	30.110	2:55.903	84	36.933	2:45.401	84	45.609	2:46.972	67	52.694	2:45.407
19	21.259	3:05.289	19	30.716	2:52.775	67	37.042	2:44.675	67	45.723	2:46.977	71	55.024	2:43.027
23	24.752	3:08.782	84	32.533	2:47.173	19	38.121	2:48.406	19	47.787	2:47.962	70	55.378	2:56.032
67	28.518	3:12.548	67	33.368	2:48.168	64	39.877	2:50.768	64	49.805	2:48.224	19	57.563	2:48.212
84	28.678	3:12.708	23	38.238	2:56.804	71	47.474	2:41.880	71	50.433	2:41.255	64	1:00.550	2:49.181
22	30.750	3:14.780	18	46.102	2:57.843	23	49.237	2:52.000	23	1:02.529	2:51.588	23	1:15.355	2:51.262
18	31.577	3:15.607	71	46.595	2:51.304	18	56.103	2:51.002	18	1:08.461	2:50.654	18	1:20.428	2:50.403
44	34.555	3:18.585	22	50.380	3:02.948	13	1:00.557	2:51.083	13	1:10.540	2:48.279	13	1:20.519	2:48.415
4	35.873	3:19.903	13	50.475	2:57.825	44	1:04.971	2:54.534	44	1:20.654	2:53.979	44	1:36.691	2:54.473
13	35.968	3:19.998	44	51.438	3:00.201	22	1:06.420	2:57.041	22	1:23.709	2:55.585	22	1:41.302	2:56.029
6	38.588	3:22.618	4	55.096	3:02.541	4	1:09.984	2:55.889	4	1:26.424	2:54.736	4	1:44.733	2:56.745
71	38.609	3:22.639	6	55.535	3:00.265	6	1:12.295	2:57.761	6	1:35.129	3:01.130	6	1:58.890	3:02.197
			55	1 Lap	7:12.981	55	1 Lap	2:52.222	55	1 Lap	2:51.592	55	1 Lap	2:51.202

Weather / Track : Cloudy / Dry

Silverstone GP

Circuit Length = 3.6604 miles

Start: 16:34 Flag 16:55 End: 16:58

Caterham Academy Championship

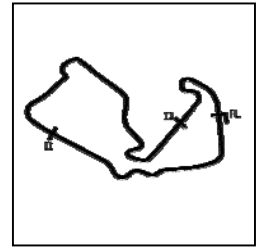
RACE 14 - LAP CHART

LAP 6 @ 16:50:31.997			LAP 7 @ 16:53:10.205			LAP 8 @ 16:55:51.003		
NO	BEHIND	LAP TIME	NO	BEHIND	LAP TIME	NO	BEHIND	LAP TIME
33		2:37.923	33		2:38.208	33		2:40.798
66	6.070	2:38.946	66	6.748	2:38.886	4	1 Lap	2:59.318
2	7.190	2:39.562	2	7.106	2:38.124	66	5.240	2:39.290
9	8.628	2:39.829	9	12.136	2:41.716	2	5.796	2:39.488
43	8.771	2:39.514	21	12.520	2:39.860	55	2 Laps	2:52.342
69	9.504	2:39.135	35	13.062	2:39.932	6	1 Lap	3:08.282
21	10.868	2:39.953	10	17.198	2:39.758	9	13.417	2:42.079
35	11.338	2:40.865	17	18.454	2:40.530	35	13.488	2:41.224
10	15.648	2:39.649	15	19.055	2:40.665	21	14.636	2:42.914
17	16.132	2:39.730	72	20.462	2:38.985	10	15.387	2:38.987
15	16.598	2:39.521	69	24.995	2:53.699	17	17.296	2:39.640
72	19.685	2:39.944	73	25.521	2:41.126	15	17.659	2:39.402
11	21.196	2:41.047	8	26.088	2:41.217	72	18.309	2:38.645
73	22.603	2:39.930	11	26.510	2:43.522	69	24.424	2:40.227
8	23.079	2:42.706	97	27.283	2:41.876	11	26.683	2:40.971
97	23.615	2:41.415	5	27.837	2:42.106	73	26.840	2:42.117
5	23.939	2:40.183	76	35.703	2:42.135	8	27.146	2:41.856
76	31.776	2:41.533	50	40.078	2:44.509	97	29.044	2:42.559
50	33.777	2:44.812	78	41.647	2:45.909	5	29.089	2:42.050
78	33.946	2:45.478	48	43.849	2:42.295	76	37.572	2:42.667
48	39.762	2:42.236	99	46.757	2:43.867	50	44.332	2:45.052
99	41.098	2:41.627	42	47.154	2:43.816	78	44.878	2:44.029
42	41.546	2:44.141	20	47.513	2:42.708	48	46.132	2:43.081
20	43.013	2:44.493	3	52.220	2:43.809	99	48.301	2:42.342
3	46.619	2:48.356	51	1:00.476	2:48.119	42	50.498	2:44.142
51	50.565	2:45.561	84	1:03.611	2:45.085	3	56.365	2:44.943
80	55.811	2:47.531	71	1:04.459	2:44.501	71	1:05.751	2:42.090
74	56.045	2:48.144	74	1:05.517	2:47.680	84	1:08.978	2:46.165
77	56.636	2:45.976	67	1:06.502	2:45.892	74	1:10.504	2:45.785
84	56.734	2:43.385	27	1:06.813	2:47.113	27	1:10.989	2:44.974
27	57.908	2:49.878	70	1:07.014	2:44.327	59	1:11.756	2:45.391
71	58.166	2:41.065	59	1:07.163	2:41.923	70	1:13.243	2:47.027
67	58.818	2:44.047	77	1:14.610	2:56.182	51	1:16.325	2:56.647
70	1:00.895	2:43.440	19	1:17.025	2:48.618	67	1:17.994	2:52.290
59	1:03.448	2:58.053	64	1:19.846	2:47.603	77	1:22.620	2:48.808
19	1:06.615	2:46.975	13	1:44.706	2:51.893	19	1:25.249	2:49.022
64	1:10.451	2:47.824	23	1:46.993	2:55.828	64	1:29.852	2:50.804
23	1:29.373	2:51.941	80	1:47.272	3:29.669	20	1:38.916	3:32.201
13	1:31.021	2:48.425	18	1:49.938	2:55.420	80	1:55.068	2:48.594
18	1:32.726	2:50.221	44	2:10.056	2:56.792	13	1:55.176	2:51.268
44	1:51.472	2:52.704	22	2:20.211	3:00.088	23	1:58.900	2:52.705
22	1:58.331	2:54.952				18	2:02.004	2:52.864
6	2:21.511	3:00.544				44	2:26.215	2:56.957
4	2:22.893	3:16.083				22	2:36.820	2:57.407
55	1 Lap	2:49.869						

Weather / Track : Cloudy / Dry

Caterham Academy Championship

RACE 14 - SECTOR ANALYSIS



SECTOR 1 = FL to I1, SECTOR 2 = I1 to I2, SECTOR 3 = I2 to FL, DIFF = Difference To Personal Best Lap, P = Crossed Finish Line in Pit Lane, D = Time Disallowed

P1 33 GREEN Geoff NEWMAN		Caterham Academy					
IDEAL LAP TIME : 2:37.660		BEST LAP TIME : 2:37.923		DIFFERENCE : 0.263			
LAP	SECTOR 1	SECTOR 2	SECTOR 3	LAP TIME	MPH	DIFF	TIME OF DAY
1 -		1:23.074	28.771	2:44.264	80.22	6.341	16:37:13.257
2 -	50.394	1:24.349	28.341	2:43.084	80.80	5.161	16:39:56.341
3 -	49.357	1:23.361	28.283	2:41.001	81.84	3.078	16:42:37.342
4 -	49.620	1:20.244	28.432	2:38.296 (3)	83.24	0.373	16:45:15.638
5 -	49.794	1:20.298	28.344	2:38.436	83.17	0.513	16:47:54.074
6 -	49.184	1:20.455	28.284	2:37.923 (1)	83.44		16:50:31.997
7 -	49.133	1:20.525	28.550	2:38.208 (2)	83.29	0.285	16:53:10.205
8 -	49.323	1:22.483	28.992	2:40.798	81.95	2.875	16:55:51.003

P2 66 GREEN Freddie CHIDDICKS		Caterham Academy					
IDEAL LAP TIME : 2:37.114		BEST LAP TIME : 2:37.977		DIFFERENCE : 0.863			
LAP	SECTOR 1	SECTOR 2	SECTOR 3	LAP TIME	MPH	DIFF	TIME OF DAY
1 -		1:23.397	28.307	2:48.230	78.33	10.253	16:37:17.223
2 -	48.126	1:28.574	28.734	2:45.434	79.65	7.457	16:40:02.657
3 -	48.536	1:21.209	28.232	2:37.977 (1)	83.41		16:42:40.634
4 -	48.291	1:21.491	28.785	2:38.567 (2)	83.10	0.590	16:45:19.201
5 -	50.075	1:21.166	28.679	2:39.920	82.40	1.943	16:47:59.121
6 -	49.272	1:20.854	28.820	2:38.946	82.90	0.969	16:50:38.067
7 -	49.478	1:20.756	28.652	2:38.886 (3)	82.93	0.909	16:53:16.953
8 -	49.502	1:21.131	28.657	2:39.290	82.72	1.313	16:55:56.243

P3 2 GREEN Marc JONES		Caterham Academy					
IDEAL LAP TIME : 2:38.089		BEST LAP TIME : 2:38.124		DIFFERENCE : 0.035			
LAP	SECTOR 1	SECTOR 2	SECTOR 3	LAP TIME	MPH	DIFF	TIME OF DAY
1 -		1:21.925	28.609	2:44.030	80.33	5.906	16:37:13.023
2 -	50.900	1:25.768	28.578	2:45.246	79.74	7.122	16:39:58.269
3 -	48.930	1:23.496	28.772	2:41.198	81.74	3.074	16:42:39.467
4 -	49.348	1:21.628	29.284	2:40.260	82.22	2.136	16:45:19.727
5 -	49.627	1:21.339	28.932	2:39.898	82.41	1.774	16:47:59.625
6 -	48.793	1:21.014	29.755	2:39.562 (3)	82.58	1.438	16:50:39.187
7 -	48.672	1:21.049	28.403	2:38.124 (1)	83.33		16:53:17.311
8 -	49.127	1:21.374	28.987	2:39.488 (2)	82.62	1.364	16:55:56.799

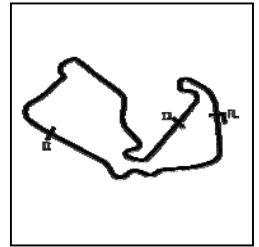
P4 9 GREEN Ian HARRIS		Caterham Academy					
IDEAL LAP TIME : 2:38.475		BEST LAP TIME : 2:39.829		DIFFERENCE : 1.354			
LAP	SECTOR 1	SECTOR 2	SECTOR 3	LAP TIME	MPH	DIFF	TIME OF DAY
1 -		1:22.942	28.553	2:45.674	79.54	5.845	16:37:14.667
2 -	50.322	1:25.948	28.481	2:44.751	79.98	4.922	16:39:59.418
3 -	48.547	1:23.363	28.380	2:40.290 (3)	82.21	0.461	16:42:39.708
4 -	49.253	1:23.314	28.280	2:40.847	81.92	1.018	16:45:20.555
5 -	49.590	1:22.064	28.587	2:40.241 (2)	82.23	0.412	16:48:00.796
6 -	49.171	1:21.648	29.010	2:39.829 (1)	82.44		16:50:40.625
7 -	49.278	1:23.055	29.383	2:41.716	81.48	1.887	16:53:22.341
8 -	50.517	1:22.848	28.714	2:42.079	81.30	2.250	16:56:04.420

Weather / Track : Cloudy / Dry

Silverstone GP
 Circuit Length = 3.6604 miles
 Start: 16:34 Flag 16:55 End: 16:58

Caterham Academy Championship

RACE 14 - SECTOR ANALYSIS



SECTOR 1 = FL to I1, SECTOR 2 = I1 to I2, SECTOR 3 = I2 to FL, DIFF = Difference To Personal Best Lap, P = Crossed Finish Line in Pit Lane, D = Time Disallowed

P5 35 GREEN Mark KENDLE		Caterham Academy					
IDEAL LAP TIME : 2:38.776		BEST LAP TIME : 2:39.932		DIFFERENCE : 1.156			
LAP	SECTOR 1	SECTOR 2	SECTOR 3	LAP TIME	MPH	DIFF	TIME OF DAY
1 -		1:22.845	28.815	2:44.141	80.28	4.209	16:37:13.134
2 -	51.412	1:26.332	29.023	2:46.767	79.01	6.835	16:39:59.901
3 -	48.813	1:23.836	28.693	2:41.342	81.67	1.410	16:42:41.243
4 -	49.146	1:22.054	28.764	2:39.964 (2)	82.37	0.032	16:45:21.207
5 -	49.467	1:22.939	28.857	2:41.263	81.71	1.331	16:48:02.470
6 -	49.864	1:22.293	28.708	2:40.865 (3)	81.91	0.933	16:50:43.335
7 -	49.528	1:21.270	29.134	2:39.932 (1)	82.39		16:53:23.267
8 -	49.923	1:22.585	28.716	2:41.224	81.73	1.292	16:56:04.491

P6 21 WHITE Charlie LOWER		Caterham Academy					
IDEAL LAP TIME : 2:38.807		BEST LAP TIME : 2:39.860		DIFFERENCE : 1.053			
LAP	SECTOR 1	SECTOR 2	SECTOR 3	LAP TIME	MPH	DIFF	TIME OF DAY
1 -		1:22.922	28.696	2:44.505	80.10	4.645	16:37:13.498
2 -	50.143	1:24.589	28.701	2:43.433	80.63	3.573	16:39:56.931
3 -	49.317	1:23.091	29.306	2:41.714	81.48	1.854	16:42:38.645
4 -	49.743	1:21.656	29.422	2:40.821 (3)	81.94	0.961	16:45:19.466
5 -	50.612	1:24.409	28.425	2:43.446	80.62	3.586	16:48:02.912
6 -	49.616	1:21.637	28.700	2:39.953 (2)	82.38	0.093	16:50:42.865
7 -	49.108	1:21.274	29.478	2:39.860 (1)	82.43		16:53:22.725
8 -	50.482	1:22.449	29.983	2:42.914	80.88	3.054	16:56:05.639

P7 10 GREEN Chris FRASER		Caterham Academy					
IDEAL LAP TIME : 2:38.295		BEST LAP TIME : 2:38.760		DIFFERENCE : 0.465			
LAP	SECTOR 1	SECTOR 2	SECTOR 3	LAP TIME	MPH	DIFF	TIME OF DAY
1 -		1:22.912	28.656	2:48.663	78.13	9.903	16:37:17.656
2 -	49.456	1:31.523	28.513	2:49.492	77.74	10.732	16:40:07.148
3 -	49.358	1:20.494	28.908	2:38.760 (1)	83.00		16:42:45.908
4 -	49.964	1:22.848	28.791	2:41.603	81.54	2.843	16:45:27.511
5 -	50.848	1:20.776	28.861	2:40.485	82.11	1.725	16:48:07.996
6 -	49.797	1:21.023	28.829	2:39.649 (3)	82.54	0.889	16:50:47.645
7 -	49.735	1:21.466	28.557	2:39.758	82.48	0.998	16:53:27.403
8 -	49.288	1:20.592	29.107	2:38.987 (2)	82.88	0.227	16:56:06.390

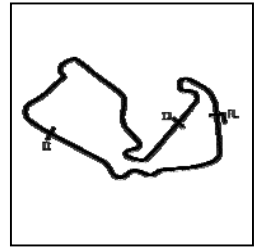
P8 17 WHITE Harry GEORGE		Caterham Academy					
IDEAL LAP TIME : 2:39.111		BEST LAP TIME : 2:39.640		DIFFERENCE : 0.529			
LAP	SECTOR 1	SECTOR 2	SECTOR 3	LAP TIME	MPH	DIFF	TIME OF DAY
1 -		1:23.471	28.674	2:46.161	79.30	6.521	16:37:15.154
2 -	49.966	1:29.559	28.818	2:48.343	78.27	8.703	16:40:03.497
3 -	49.351	1:23.486	29.273	2:42.110	81.28	2.470	16:42:45.607
4 -	49.565	1:23.872	28.564	2:42.001	81.34	2.361	16:45:27.608
5 -	50.822	1:21.337	28.632	2:40.791	81.95	1.151	16:48:08.399
6 -	49.486	1:21.596	28.648	2:39.730 (2)	82.50	0.090	16:50:48.129
7 -	49.210	1:22.077	29.243	2:40.530 (3)	82.08	0.890	16:53:28.659
8 -	49.254	1:21.662	28.724	2:39.640 (1)	82.54		16:56:08.299

Weather / Track : Cloudy / Dry

Silverstone GP
 Circuit Length = 3.6604 miles
 Start: 16:34 Flag 16:55 End: 16:58

Caterham Academy Championship

RACE 14 - SECTOR ANALYSIS



SECTOR 1 = FL to I1, SECTOR 2 = I1 to I2, SECTOR 3 = I2 to FL, DIFF = Difference To Personal Best Lap, P = Crossed Finish Line in Pit Lane, D = Time Disallowed

P9 15 GREEN James COOK		Caterham Academy					
IDEAL LAP TIME : 2:38.477		BEST LAP TIME : 2:39.402		DIFFERENCE : 0.925			
LAP	SECTOR 1	SECTOR 2	SECTOR 3	LAP TIME	MPH	DIFF	TIME OF DAY
1 -		1:23.827	28.449	2:45.047	79.84	5.645	16:37:14.040
2 -	50.948	1:29.092	29.133	2:49.173	77.89	9.771	16:40:03.213
3 -	49.550	1:23.631	29.065	2:42.246	81.22	2.844	16:42:45.459
4 -	49.674	1:24.086	28.519	2:42.279	81.20	2.877	16:45:27.738
5 -	51.251	1:21.307	28.778	2:41.336	81.67	1.934	16:48:09.074
6 -	48.880	1:21.799	28.842	2:39.521 (2)	82.60	0.119	16:50:48.595
7 -	49.261	1:22.288	29.116	2:40.665 (3)	82.02	1.263	16:53:29.260
8 -	49.092	1:21.148	29.162	2:39.402 (1)	82.67		16:56:08.662

P10 72 GREEN Theo THEATO		Caterham Academy					
IDEAL LAP TIME : 2:38.114		BEST LAP TIME : 2:38.645		DIFFERENCE : 0.531			
LAP	SECTOR 1	SECTOR 2	SECTOR 3	LAP TIME	MPH	DIFF	TIME OF DAY
1 -		1:24.399	28.483	2:51.733	76.73	13.088	16:37:20.726
2 -	50.316	1:29.666	28.848	2:48.830	78.05	10.185	16:40:09.556
3 -	50.323	1:21.633	28.641	2:40.597	82.05	1.952	16:42:50.153
4 -	49.543	1:21.846	28.617	2:40.006	82.35	1.361	16:45:30.159
5 -	49.215	1:22.716	29.648	2:41.579	81.55	2.934	16:48:11.738
6 -	50.066	1:21.196	28.682	2:39.944 (3)	82.39	1.299	16:50:51.682
7 -	49.636	1:20.580	28.769	2:38.985 (2)	82.88	0.340	16:53:30.667
8 -	49.420	1:20.906	28.319	2:38.645 (1)	83.06		16:56:09.312

P11 69 GREEN Paul WOODMAN		Caterham Academy					
IDEAL LAP TIME : 2:38.064		BEST LAP TIME : 2:38.922		DIFFERENCE : 0.858			
LAP	SECTOR 1	SECTOR 2	SECTOR 3	LAP TIME	MPH	DIFF	TIME OF DAY
1 -		1:21.771	29.101	2:47.328	78.75	8.406	16:37:16.321
2 -	48.814	1:28.089	28.531	2:45.434	79.65	6.512	16:40:01.755
3 -	49.525	1:21.281	28.497	2:39.303 (3)	82.72	0.381	16:42:41.058
4 -	49.270	1:20.809	28.843	2:38.922 (1)	82.91		16:45:19.980
5 -	50.203	1:23.440	28.743	2:42.386	81.15	3.464	16:48:02.366
6 -	49.530	1:21.164	28.441	2:39.135 (2)	82.80	0.213	16:50:41.501
7 -	48.909	1:22.261	42.529	2:53.699	75.86	14.777	16:53:35.200
8 -	50.108	1:21.108	29.011	2:40.227	82.24	1.305	16:56:15.427

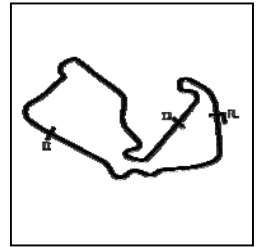
P12 11 WHITE William JAMES		Caterham Academy					
IDEAL LAP TIME : 2:39.016		BEST LAP TIME : 2:40.971		DIFFERENCE : 1.955			
LAP	SECTOR 1	SECTOR 2	SECTOR 3	LAP TIME	MPH	DIFF	TIME OF DAY
1 -		1:22.799	28.306	2:44.754	79.98	3.783	16:37:13.747
2 -	51.148	1:29.637	29.007	2:49.792	77.61	8.821	16:40:03.539
3 -	49.229	1:23.750	29.206	2:42.185 (3)	81.25	1.214	16:42:45.724
4 -	49.453	1:24.223	29.003	2:42.679	81.00	1.708	16:45:28.403
5 -	52.149	1:22.383	29.211	2:43.743	80.47	2.772	16:48:12.146
6 -	50.635	1:21.481	28.931	2:41.047 (2)	81.82	0.076	16:50:53.193
7 -	50.442	1:23.789	29.291	2:43.522	80.58	2.551	16:53:36.715
8 -	49.649	1:22.343	28.979	2:40.971 (1)	81.86		16:56:17.686

Weather / Track : Cloudy / Dry

Silverstone GP
 Circuit Length = 3.6604 miles
 Start: 16:34 Flag 16:55 End: 16:58

Caterham Academy Championship

RACE 14 - SECTOR ANALYSIS



SECTOR 1 = FL to I1, SECTOR 2 = I1 to I2, SECTOR 3 = I2 to FL, DIFF = Difference To Personal Best Lap, P = Crossed Finish Line in Pit Lane, D = Time Disallowed

P13	73 GREEN	Mark WILLIAMS	Caterham Academy				
IDEAL LAP TIME : 2:39.137		BEST LAP TIME : 2:39.137		DIFFERENCE : 0.000			

LAP	SECTOR 1	SECTOR 2	SECTOR 3	LAP TIME	MPH	DIFF	TIME OF DAY
1 -		1:26.274	28.946	2:55.256	75.19	16.119	16:37:24.249
2 -	49.536	1:31.005	28.801	2:49.342	77.81	10.205	16:40:13.591
3 -	49.027	1:21.466	28.644	2:39.137 (1)	82.80		16:42:52.728
4 -	49.725	1:22.336	28.889	2:40.950 (3)	81.87	1.813	16:45:33.678
5 -	49.605	1:22.593	28.794	2:40.992	81.85	1.855	16:48:14.670
6 -	49.308	1:21.643	28.979	2:39.930 (2)	82.39	0.793	16:50:54.600
7 -	49.273	1:22.324	29.529	2:41.126	81.78	1.989	16:53:35.726
8 -	50.676	1:22.236	29.205	2:42.117	81.28	2.980	16:56:17.843

P14	8 WHITE	Tom NOKES	Caterham Academy				
IDEAL LAP TIME : 2:39.881		BEST LAP TIME : 2:40.969		DIFFERENCE : 1.088			

LAP	SECTOR 1	SECTOR 2	SECTOR 3	LAP TIME	MPH	DIFF	TIME OF DAY
1 -		1:23.808	28.964	2:48.194	78.34	7.225	16:37:17.187
2 -	49.817	1:29.279	28.978	2:48.074	78.40	7.105	16:40:05.261
3 -	49.632	1:21.934	29.403	2:40.969 (1)	81.86		16:42:46.230
4 -	50.379	1:23.228	28.701	2:42.308	81.19	1.339	16:45:28.538
5 -	50.509	1:24.102	29.221	2:43.832	80.43	2.863	16:48:12.370
6 -	50.331	1:22.789	29.586	2:42.706	80.99	1.737	16:50:55.076
7 -	49.246	1:22.893	29.078	2:41.217 (2)	81.73	0.248	16:53:36.293
8 -	50.642	1:21.958	29.256	2:41.856 (3)	81.41	0.887	16:56:18.149

P15	97 WHITE	James MOON	Caterham Academy				
IDEAL LAP TIME : 2:40.735		BEST LAP TIME : 2:41.415		DIFFERENCE : 0.680			

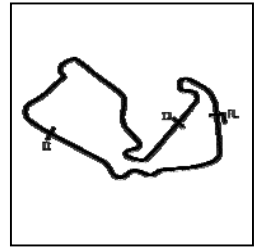
LAP	SECTOR 1	SECTOR 2	SECTOR 3	LAP TIME	MPH	DIFF	TIME OF DAY
1 -		1:24.764	29.403	2:49.627	77.68	8.212	16:37:18.620
2 -	49.463	1:31.387	28.835	2:49.685	77.66	8.270	16:40:08.305
3 -	50.147	1:22.968	29.285	2:42.400	81.14	0.985	16:42:50.705
4 -	49.637	1:22.944	28.930	2:41.511 (2)	81.59	0.096	16:45:32.216
5 -	50.323	1:22.437	29.221	2:41.981	81.35	0.566	16:48:14.197
6 -	49.828	1:22.690	28.897	2:41.415 (1)	81.63		16:50:55.612
7 -	49.546	1:23.074	29.256	2:41.876 (3)	81.40	0.461	16:53:37.488
8 -	50.254	1:23.127	29.178	2:42.559	81.06	1.144	16:56:20.047

P16	5 GREEN	Philip CLARK	Caterham Academy				
IDEAL LAP TIME : 2:40.093		BEST LAP TIME : 2:40.183		DIFFERENCE : 0.090			

LAP	SECTOR 1	SECTOR 2	SECTOR 3	LAP TIME	MPH	DIFF	TIME OF DAY
1 -		1:23.922	28.750	2:51.115	77.01	10.932	16:37:20.108
2 -	50.979	1:30.020	28.825	2:49.824	77.59	9.641	16:40:09.932
3 -	50.441	1:22.482	29.542	2:42.465	81.11	2.282	16:42:52.397
4 -	50.075	1:23.022	28.719	2:41.816 (3)	81.43	1.633	16:45:34.213
5 -	50.009	1:21.924	29.607	2:41.540 (2)	81.57	1.357	16:48:15.753
6 -	49.539	1:21.835	28.809	2:40.183 (1)	82.26		16:50:55.936
7 -	49.651	1:22.798	29.657	2:42.106	81.29	1.923	16:53:38.042
8 -	49.585	1:23.318	29.147	2:42.050	81.31	1.867	16:56:20.092

Caterham Academy Championship

RACE 14 - SECTOR ANALYSIS



SECTOR 1 = FL to I1, SECTOR 2 = I1 to I2, SECTOR 3 = I2 to FL, DIFF = Difference To Personal Best Lap, P = Crossed Finish Line in Pit Lane, D = Time Disallowed

P17 76 GREEN Robert DEMAIN			Caterham Academy				
IDEAL LAP TIME : 2:38.666		BEST LAP TIME : 2:39.739		DIFFERENCE : 1.073			
LAP	SECTOR 1	SECTOR 2	SECTOR 3	LAP TIME	MPH	DIFF	TIME OF DAY
1 -		1:23.329	28.770	2:49.081	77.93	9.342	16:37:18.074
2 -	49.015	1:31.199	28.639	2:48.853	78.04	9.114	16:40:06.927
3 -	49.671	1:21.012	29.056	2:39.739 (1)	82.49		16:42:46.666
4 -	49.152	1:22.763	28.837	2:40.752 (2)	81.97	1.013	16:45:27.418
5 -	51.627	1:23.184	40.011	2:54.822	75.37	15.083	16:48:22.240
6 -	49.365	1:23.251	28.917	2:41.533 (3)	81.57	1.794	16:51:03.773
7 -	50.332	1:22.520	29.283	2:42.135	81.27	2.396	16:53:45.908
8 -	50.407	1:21.854	30.406	2:42.667	81.01	2.928	16:56:28.575

P18 50 WHITE Neil PERRY			Caterham Academy				
IDEAL LAP TIME : 2:40.413		BEST LAP TIME : 2:40.485		DIFFERENCE : 0.072			
LAP	SECTOR 1	SECTOR 2	SECTOR 3	LAP TIME	MPH	DIFF	TIME OF DAY
1 -		1:24.878	29.233	2:54.787	75.39	14.302	16:37:23.780
2 -	49.879	1:31.339	29.691	2:50.909	77.10	10.424	16:40:14.689
3 -	49.466	1:21.897	29.122	2:40.485 (1)	82.11		16:42:55.174
4 -	49.394	1:22.246	29.833	2:41.473 (2)	81.60	0.988	16:45:36.647
5 -	50.506	1:23.695	30.114	2:44.315 (3)	80.19	3.830	16:48:20.962
6 -	50.560	1:24.283	29.969	2:44.812	79.95	4.327	16:51:05.774
7 -	50.850	1:23.834	29.825	2:44.509	80.10	4.024	16:53:50.283
8 -	51.420	1:23.966	29.666	2:45.052	79.84	4.567	16:56:35.335

P19 78 WHITE Richard AINSCOUGH			Caterham Academy				
IDEAL LAP TIME : 2:41.100		BEST LAP TIME : 2:41.685		DIFFERENCE : 0.585			
LAP	SECTOR 1	SECTOR 2	SECTOR 3	LAP TIME	MPH	DIFF	TIME OF DAY
1 -		1:25.313	29.913	2:50.838	77.13	9.153	16:37:19.831
2 -	51.248	1:32.120	29.314	2:52.682	76.31	10.997	16:40:12.513
3 -	50.122	1:22.570	28.993	2:41.685 (1)	81.50		16:42:54.198
4 -	49.603	1:22.651	31.213	2:43.467 (3)	80.61	1.782	16:45:37.665
5 -	49.537	1:23.432	29.831	2:42.800 (2)	80.94	1.115	16:48:20.465
6 -	50.570	1:24.739	30.169	2:45.478	79.63	3.793	16:51:05.943
7 -	50.678	1:25.030	30.201	2:45.909	79.42	4.224	16:53:51.852
8 -	50.323	1:23.481	30.225	2:44.029	80.33	2.344	16:56:35.881

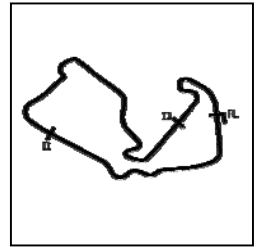
P20 48 GREEN Paul CASTLE			Caterham Academy				
IDEAL LAP TIME : 2:41.423		BEST LAP TIME : 2:41.742		DIFFERENCE : 0.319			
LAP	SECTOR 1	SECTOR 2	SECTOR 3	LAP TIME	MPH	DIFF	TIME OF DAY
1 -		1:32.998	29.117	3:01.949	72.42	20.207	16:37:30.942
2 -	52.800	1:26.639	28.879	2:48.318	78.29	6.576	16:40:19.260
3 -	50.404	1:22.520	29.003	2:41.927 (2)	81.38	0.185	16:43:01.187
4 -	50.317	1:22.228	29.197	2:41.742 (1)	81.47		16:45:42.929
5 -	51.226	1:25.264	30.104	2:46.594	79.10	4.852	16:48:29.523
6 -	50.316	1:22.457	29.463	2:42.236 (3)	81.22	0.494	16:51:11.759
7 -	50.675	1:22.553	29.067	2:42.295	81.19	0.553	16:53:54.054
8 -	50.327	1:23.200	29.554	2:43.081	80.80	1.339	16:56:37.135

Weather / Track : Cloudy / Dry

Silverstone GP
 Circuit Length = 3.6604 miles
 Start: 16:34 Flag 16:55 End: 16:58

Caterham Academy Championship

RACE 14 - SECTOR ANALYSIS



SECTOR 1 = FL to I1, SECTOR 2 = I1 to I2, SECTOR 3 = I2 to FL, DIFF = Difference To Personal Best Lap, P = Crossed Finish Line in Pit Lane, D = Time Disallowed

P21 99 WHITE Benja HEDLEY		Caterham Academy					
IDEAL LAP TIME : 2:41.102		BEST LAP TIME : 2:41.627		DIFFERENCE : 0.525			
LAP	SECTOR 1	SECTOR 2	SECTOR 3	LAP TIME	MPH	DIFF	TIME OF DAY
1 -		1:25.201	29.349	3:04.218	71.53	22.591	16:37:33.211
2 -	51.352	1:28.288	29.587	2:49.227	77.87	7.600	16:40:22.438
3 -	50.741	1:22.386	29.180	2:42.307 (2)	81.19	0.680	16:43:04.745
4 -	51.744	1:23.053	29.023	2:43.820	80.44	2.193	16:45:48.565
5 -	50.936	1:22.879	29.088	2:42.903	80.89	1.276	16:48:31.468
6 -	50.055	1:22.743	28.829	2:41.627 (1)	81.53		16:51:13.095
7 -	50.954	1:23.528	29.385	2:43.867	80.41	2.240	16:53:56.962
8 -	50.350	1:22.218	29.774	2:42.342 (3)	81.17	0.715	16:56:39.304

P22 42 WHITE Michael BANTON		Caterham Academy					
IDEAL LAP TIME : 2:42.322		BEST LAP TIME : 2:43.030		DIFFERENCE : 0.708			
LAP	SECTOR 1	SECTOR 2	SECTOR 3	LAP TIME	MPH	DIFF	TIME OF DAY
1 -		1:26.667	29.377	2:55.904	74.91	12.874	16:37:24.897
2 -	49.609	1:31.330	29.782	2:50.721	77.18	7.691	16:40:15.618
3 -	50.317	1:23.385	29.328	2:43.030 (1)	80.83		16:42:58.648
4 -	49.972	1:23.546	30.160	2:43.678 (2)	80.51	0.648	16:45:42.326
5 -	51.209	1:25.744	30.123	2:47.076	78.87	4.046	16:48:29.402
6 -	50.453	1:23.388	30.300	2:44.141	80.28	1.111	16:51:13.543
7 -	50.282	1:23.802	29.732	2:43.816 (3)	80.44	0.786	16:53:57.359
8 -	50.623	1:23.781	29.738	2:44.142	80.28	1.112	16:56:41.501

P23 3 GREEN Oliver HARDICK		Caterham Academy					
IDEAL LAP TIME : 2:42.073		BEST LAP TIME : 2:42.369		DIFFERENCE : 0.296			
LAP	SECTOR 1	SECTOR 2	SECTOR 3	LAP TIME	MPH	DIFF	TIME OF DAY
1 -		1:23.989	29.688	2:50.894	77.11	8.525	16:37:19.887
2 -	50.569	1:29.845	29.658	2:50.072	77.48	7.703	16:40:09.959
3 -	50.073	1:22.734	29.562	2:42.369 (1)	81.15		16:42:52.328
4 -	50.661	1:23.362	36.096	2:50.119	77.46	7.750	16:45:42.447
5 -	51.155	1:26.233	30.425	2:47.813	78.52	5.444	16:48:30.260
6 -	49.777	1:22.785	35.794	2:48.356	78.27	5.987	16:51:18.616
7 -	50.379	1:23.154	30.276	2:43.809 (2)	80.44	1.440	16:54:02.425
8 -	50.735	1:23.246	30.962	2:44.943 (3)	79.89	2.574	16:56:47.368

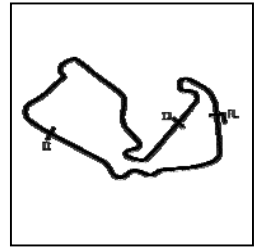
P24 71 WHITE Giles PERRY		Caterham Academy					
IDEAL LAP TIME : 2:40.598		BEST LAP TIME : 2:41.065		DIFFERENCE : 0.467			
LAP	SECTOR 1	SECTOR 2	SECTOR 3	LAP TIME	MPH	DIFF	TIME OF DAY
1 -		1:37.205	29.103	3:22.639	65.03	41.574	16:37:51.632
2 -	51.639	1:30.557	29.108	2:51.304	76.92	10.239	16:40:42.936
3 -	50.663	1:22.256	28.961	2:41.880 (3)	81.40	0.815	16:43:24.816
4 -	49.902	1:22.665	28.688	2:41.255 (2)	81.72	0.190	16:46:06.071
5 -	51.274	1:22.615	29.138	2:43.027	80.83	1.962	16:48:49.098
6 -	49.680	1:22.230	29.155	2:41.065 (1)	81.81		16:51:30.163
7 -	51.116	1:24.644	28.741	2:44.501	80.10	3.436	16:54:14.664
8 -	49.747	1:23.049	29.294	2:42.090	81.29	1.025	16:56:56.754

Weather / Track : Cloudy / Dry

Silverstone GP
 Circuit Length = 3.6604 miles
 Start: 16:34 Flag 16:55 End: 16:58

Caterham Academy Championship

RACE 14 - SECTOR ANALYSIS



SECTOR 1 = FL to I1, SECTOR 2 = I1 to I2, SECTOR 3 = I2 to FL, DIFF = Difference To Personal Best Lap, P = Crossed Finish Line in Pit Lane, D = Time Disallowed

P25 84 GREEN Joe PRIDAY			Caterham Academy				
IDEAL LAP TIME : 2:42.576		BEST LAP TIME : 2:43.385		DIFFERENCE : 0.809			
LAP	SECTOR 1	SECTOR 2	SECTOR 3	LAP TIME	MPH	DIFF	TIME OF DAY
1 -		1:41.879	30.067	3:12.708	68.38	29.323	16:37:41.701
2 -	50.481	1:27.787	28.905	2:47.173	78.82	3.788	16:40:28.874
3 -	50.867	1:25.379	29.155	2:45.401	79.67	2.016	16:43:14.275
4 -	51.333	1:26.272	29.367	2:46.972	78.92	3.587	16:46:01.247
5 -	51.300	1:23.593	29.206	2:44.099 (2)	80.30	0.714	16:48:45.346
6 -	50.218	1:23.453	29.714	2:43.385 (1)	80.65		16:51:28.731
7 -	51.210	1:24.372	29.503	2:45.085 (3)	79.82	1.700	16:54:13.816
8 -	50.904	1:25.366	29.895	2:46.165	79.30	2.780	16:56:59.981

P26 74 WHITE Julian ROEBUCK			Caterham Academy				
IDEAL LAP TIME : 2:43.928		BEST LAP TIME : 2:44.363		DIFFERENCE : 0.435			
LAP	SECTOR 1	SECTOR 2	SECTOR 3	LAP TIME	MPH	DIFF	TIME OF DAY
1 -		1:27.407	29.433	2:58.173	73.96	13.810	16:37:27.166
2 -	51.189	1:32.510	29.105	2:52.804	76.25	8.441	16:40:19.970
3 -	50.986	1:23.920	29.457	2:44.363 (1)	80.17		16:43:04.333
4 -	52.140	1:25.616	29.724	2:47.480 (3)	78.68	3.117	16:45:51.813
5 -	53.530	1:24.515	30.040	2:48.085	78.39	3.722	16:48:39.898
6 -	52.303	1:25.916	29.925	2:48.144	78.37	3.781	16:51:28.042
7 -	51.848	1:26.057	29.775	2:47.680	78.58	3.317	16:54:15.722
8 -	50.903	1:24.794	30.088	2:45.785 (2)	79.48	1.422	16:57:01.507

P27 27 WHITE Simon PATEL			Caterham Academy				
IDEAL LAP TIME : 2:44.028		BEST LAP TIME : 2:44.811		DIFFERENCE : 0.783			
LAP	SECTOR 1	SECTOR 2	SECTOR 3	LAP TIME	MPH	DIFF	TIME OF DAY
1 -		1:27.141	29.892	3:00.411	73.04	15.600	16:37:29.404
2 -	50.595	1:31.213	29.299	2:51.107	77.01	6.296	16:40:20.511
3 -	51.059	1:24.536	29.216	2:44.811 (1)	79.95		16:43:05.322
4 -	52.233	1:24.742	29.760	2:46.735 (3)	79.03	1.924	16:45:52.057
5 -	51.220	1:26.322	30.428	2:47.970	78.45	3.159	16:48:40.027
6 -	52.174	1:27.835	29.869	2:49.878	77.57	5.067	16:51:29.905
7 -	50.963	1:25.468	30.682	2:47.113	78.85	2.302	16:54:17.018
8 -	50.276	1:25.009	29.689	2:44.974 (2)	79.87	0.163	16:57:01.992

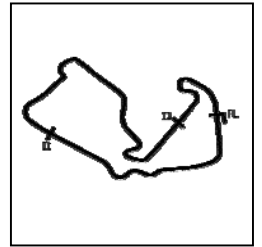
P28 59 GREEN Charles VINCENT			Caterham Academy				
IDEAL LAP TIME : 2:41.579		BEST LAP TIME : 2:41.923		DIFFERENCE : 0.344			
LAP	SECTOR 1	SECTOR 2	SECTOR 3	LAP TIME	MPH	DIFF	TIME OF DAY
1 -		1:26.305	29.514	2:57.418	74.27	15.495	16:37:26.411
2 -	51.286	1:34.662	30.713	2:56.661	74.59	14.738	16:40:23.072
3 -	51.414	1:22.708	29.121	2:43.243 (2)	80.72	1.320	16:43:06.315
4 -	51.381	1:25.911	29.981	2:47.273	78.78	5.350	16:45:53.588
5 -	51.639	1:22.871	29.294	2:43.804 (3)	80.44	1.881	16:48:37.392
6 -	51.068	1:37.997	28.988	2:58.053	74.01	16.130	16:51:35.445
7 -	50.146	1:22.445	29.332	2:41.923 (1)	81.38		16:54:17.368
8 -	50.776	1:24.628	29.987	2:45.391	79.67	3.468	16:57:02.759

Weather / Track : Cloudy / Dry

Silverstone GP
Circuit Length = 3.6604 miles
Start: 16:34 Flag 16:55 End: 16:58

Caterham Academy Championship

RACE 14 - SECTOR ANALYSIS



SECTOR 1 = FL to I1, SECTOR 2 = I1 to I2, SECTOR 3 = I2 to FL, DIFF = Difference To Personal Best Lap, P = Crossed Finish Line in Pit Lane, D = Time Disallowed

P29 70 GREEN John HOOD			Caterham Academy				
IDEAL LAP TIME : 2:42.721		BEST LAP TIME : 2:43.397		DIFFERENCE : 0.676			
LAP	SECTOR 1	SECTOR 2	SECTOR 3	LAP TIME	MPH	DIFF	TIME OF DAY
1 -		1:28.339	29.672	3:02.389	72.25	18.992	16:37:31.382
2 -	52.728	1:28.355	29.906	2:50.989	77.06	7.592	16:40:22.371
3 -	50.684	1:23.485	29.228	2:43.397 (1)	80.64		16:43:05.768
4 -	51.622	1:25.740	30.290	2:47.652	78.60	4.255	16:45:53.420
5 -	51.905	1:24.546	29.581	2:56.032	74.86	12.635	16:48:49.452
6 -	50.934	1:23.216	29.290	2:43.440 (2)	80.62	0.043	16:51:32.892
7 -	50.277	1:24.391	29.659	2:44.327 (3)	80.19	0.930	16:54:17.219
8 -	50.799	1:24.746	31.482	2:47.027	78.89	3.630	16:57:04.246

P30 51 WHITE Ray RADFORD			Caterham Academy				
IDEAL LAP TIME : 2:44.498		BEST LAP TIME : 2:44.498		DIFFERENCE : 0.000			
LAP	SECTOR 1	SECTOR 2	SECTOR 3	LAP TIME	MPH	DIFF	TIME OF DAY
1 -		1:25.073	29.775	2:56.985	74.45	12.487	16:37:25.978
2 -	51.595	1:31.508	30.161	2:53.264	76.05	8.766	16:40:19.242
3 -	51.623	1:24.310	29.578	2:45.511 (2)	79.61	1.013	16:43:04.753
4 -	52.431	1:25.406	29.913	2:47.750	78.55	3.252	16:45:52.503
5 -	51.014	1:23.921	29.563	2:44.498 (1)	80.10		16:48:37.001
6 -	51.521	1:24.272	29.768	2:45.561 (3)	79.59	1.063	16:51:22.562
7 -	51.802	1:25.379	30.938	2:48.119	78.38	3.621	16:54:10.681
8 -	51.964	1:34.992	29.691	2:56.647	74.59	12.149	16:57:07.328

P31 67 WHITE Anil PITALIA			Caterham Academy				
IDEAL LAP TIME : 2:42.569		BEST LAP TIME : 2:44.047		DIFFERENCE : 1.478			
LAP	SECTOR 1	SECTOR 2	SECTOR 3	LAP TIME	MPH	DIFF	TIME OF DAY
1 -		1:31.572	29.980	3:12.548	68.43	28.501	16:37:41.541
2 -	51.546	1:27.240	29.382	2:48.168	78.36	4.121	16:40:29.709
3 -	50.240	1:25.104	29.331	2:44.675 (2)	80.02	0.628	16:43:14.384
4 -	51.713	1:25.775	29.489	2:46.977	78.91	2.930	16:46:01.361
5 -	52.094	1:23.374	29.939	2:45.407 (3)	79.66	1.360	16:48:46.768
6 -	49.864	1:23.601	30.582	2:44.047 (1)	80.32		16:51:30.815
7 -	50.616	1:25.431	29.845	2:45.892	79.43	1.845	16:54:16.707
8 -	50.436	1:31.532	30.322	2:52.290	76.48	8.243	16:57:08.997

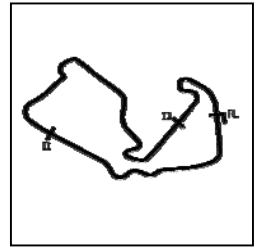
P32 77 WHITE Lyndon ARNOLD			Caterham Academy				
IDEAL LAP TIME : 2:44.591		BEST LAP TIME : 2:44.591		DIFFERENCE : 0.000			
LAP	SECTOR 1	SECTOR 2	SECTOR 3	LAP TIME	MPH	DIFF	TIME OF DAY
1 -		1:26.537	29.713	3:01.724	72.51	17.133	16:37:30.717
2 -	53.234	1:29.562	30.224	2:53.020	76.16	8.429	16:40:23.737
3 -	51.559	1:24.977	29.138	2:45.674 (2)	79.54	1.083	16:43:09.411
4 -	51.255	1:24.202	29.134	2:44.591 (1)	80.06		16:45:54.002
5 -	52.226	1:25.579	30.850	2:48.655	78.13	4.064	16:48:42.657
6 -	51.350	1:25.366	29.260	2:45.976 (3)	79.39	1.385	16:51:28.633
7 -	51.671	1:27.396	37.115	2:56.182	74.79	11.591	16:54:24.815
8 -	52.428	1:26.470	29.910	2:48.808	78.06	4.217	16:57:13.623

Weather / Track : Cloudy / Dry

Silverstone GP
 Circuit Length = 3.6604 miles
 Start: 16:34 Flag 16:55 End: 16:58

Caterham Academy Championship

RACE 14 - SECTOR ANALYSIS



SECTOR 1 = FL to I1, SECTOR 2 = I1 to I2, SECTOR 3 = I2 to FL, DIFF = Difference To Personal Best Lap, P = Crossed Finish Line in Pit Lane, D = Time Disallowed

P33 19 WHITE Chris ROBERTS			Caterham Academy				
IDEAL LAP TIME : 2:46.659		BEST LAP TIME : 2:46.975		DIFFERENCE : 0.316			
LAP	SECTOR 1	SECTOR 2	SECTOR 3	LAP TIME	MPH	DIFF	TIME OF DAY
1 -		1:29.197	30.681	3:05.289	71.12	18.314	16:37:34.282
2 -	51.968	1:31.047	29.760	2:52.775	76.27	5.800	16:40:27.057
3 -	52.250	1:26.788	29.368	2:48.406	78.25	1.431	16:43:15.463
4 -	52.513	1:25.742	29.707	2:47.962 (2)	78.45	0.987	16:46:03.425
5 -	51.799	1:25.954	30.459	2:48.212 (3)	78.34	1.237	16:48:51.637
6 -	51.866	1:25.492	29.617	2:46.975 (1)	78.92		16:51:38.612
7 -	51.937	1:25.956	30.725	2:48.618	78.15	1.643	16:54:27.230
8 -	52.122	1:27.029	29.871	2:49.022	77.96	2.047	16:57:16.252

P34 64 WHITE Richard LAWRANCE			Caterham Academy				
IDEAL LAP TIME : 2:47.045		BEST LAP TIME : 2:47.603		DIFFERENCE : 0.558			
LAP	SECTOR 1	SECTOR 2	SECTOR 3	LAP TIME	MPH	DIFF	TIME OF DAY
1 -		1:28.921	30.149	3:01.555	72.58	13.952	16:37:30.548
2 -	53.918	1:32.350	29.635	2:55.903	74.91	8.300	16:40:26.451
3 -	52.843	1:27.899	30.026	2:50.768	77.16	3.165	16:43:17.219
4 -	52.440	1:25.692	30.092	2:48.224 (3)	78.33	0.621	16:46:05.443
5 -	52.931	1:25.998	30.252	2:49.181	77.89	1.578	16:48:54.624
6 -	52.229	1:25.880	29.715	2:47.824 (2)	78.52	0.221	16:51:42.448
7 -	51.992	1:25.418	30.193	2:47.603 (1)	78.62		16:54:30.051
8 -	52.132	1:27.348	31.324	2:50.804	77.15	3.201	16:57:20.855

P35 20 WHITE Mark JANUSZEWSKI			Caterham Academy				
IDEAL LAP TIME : 2:41.535		BEST LAP TIME : 2:42.354		DIFFERENCE : 0.819			
LAP	SECTOR 1	SECTOR 2	SECTOR 3	LAP TIME	MPH	DIFF	TIME OF DAY
1 -		1:24.664	29.337	2:52.369	76.45	10.015	16:37:21.362
2 -	50.690	1:32.793	30.126	2:53.609	75.90	11.255	16:40:14.971
3 -	50.103	1:22.248	30.003	2:42.354 (1)	81.16		16:42:57.325
4 -	50.632	1:23.779	30.474	2:44.885	79.92	2.531	16:45:42.210
5 -	51.277	1:26.490	30.540	2:48.307	78.29	5.953	16:48:30.517
6 -	50.318	1:23.385	30.790	2:44.493 (3)	80.11	2.139	16:51:15.010
7 -	49.950	1:23.195	29.563	2:42.708 (2)	80.99	0.354	16:53:57.718
8 -	50.384	2:12.300	29.517	3:32.201	62.10	49.847	16:57:29.919

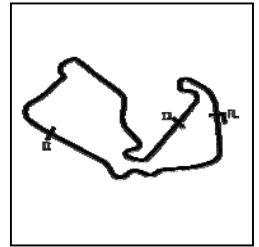
P36 80 GREEN Rob BAYNE			Caterham Academy				
IDEAL LAP TIME : 2:43.278		BEST LAP TIME : 2:44.313		DIFFERENCE : 1.035			
LAP	SECTOR 1	SECTOR 2	SECTOR 3	LAP TIME	MPH	DIFF	TIME OF DAY
1 -		1:29.873	29.888	3:04.700	71.34	20.387	16:37:33.693
2 -	51.468	1:28.539	29.789	2:49.796	77.60	5.483	16:40:23.489
3 -	51.761	1:23.515	29.037	2:44.313 (1)	80.19		16:43:07.802
4 -	50.726	1:24.445	29.700	2:44.871 (2)	79.92	0.558	16:45:52.673
5 -	54.173	1:23.888	29.543	2:47.604	78.62	3.291	16:48:40.277
6 -	51.875	1:26.019	29.637	2:47.531 (3)	78.65	3.218	16:51:27.808
7 -	52.052	2:07.947	29.670	3:29.669	62.85	45.356	16:54:57.477
8 -	51.759	1:26.814	30.021	2:48.594	78.16	4.281	16:57:46.071

Weather / Track : Cloudy / Dry

Silverstone GP
Circuit Length = 3.6604 miles
Start: 16:34 Flag 16:55 End: 16:58

Caterham Academy Championship

RACE 14 - SECTOR ANALYSIS



SECTOR 1 = FL to I1, SECTOR 2 = I1 to I2, SECTOR 3 = I2 to FL, DIFF = Difference To Personal Best Lap, P = Crossed Finish Line in Pit Lane, D = Time Disallowed

P37 13 WHITE Robert BEKE			Caterham Academy				
IDEAL LAP TIME : 2:47.482		BEST LAP TIME : 2:48.279		DIFFERENCE : 0.797			
LAP	SECTOR 1	SECTOR 2	SECTOR 3	LAP TIME	MPH	DIFF	TIME OF DAY
1 -		1:45.132	30.645	3:19.998	65.88	31.719	16:37:48.991
2 -	53.631	1:33.686	30.508	2:57.825	74.10	9.546	16:40:46.816
3 -	53.938	1:27.603	29.542	2:51.083	77.02	2.804	16:43:37.899
4 -	52.509	1:25.998	29.772	2:48.279 (1)	78.30		16:46:26.178
5 -	52.299	1:25.784	30.332	2:48.415 (2)	78.24	0.136	16:49:14.593
6 -	53.011	1:26.015	29.399	2:48.425 (3)	78.24	0.146	16:52:03.018
7 -	52.419	1:29.028	30.446	2:51.893	76.66	3.614	16:54:54.911
8 -	52.986	1:28.562	29.720	2:51.268	76.94	2.989	16:57:46.179

P38 23 WHITE Alan BATEMAN			Caterham Academy				
IDEAL LAP TIME : 2:50.526		BEST LAP TIME : 2:51.262		DIFFERENCE : 0.736			
LAP	SECTOR 1	SECTOR 2	SECTOR 3	LAP TIME	MPH	DIFF	TIME OF DAY
1 -		1:31.641	30.557	3:08.782	69.80	17.520	16:37:37.775
2 -	53.114	1:33.183	30.507	2:56.804	74.53	5.542	16:40:34.579
3 -	53.234	1:28.211	30.555	2:52.000	76.61	0.738	16:43:26.579
4 -	52.697	1:28.079	30.812	2:51.588 (2)	76.79	0.326	16:46:18.167
5 -	53.338	1:27.322	30.602	2:51.262 (1)	76.94		16:49:09.429
6 -	52.763	1:28.656	30.522	2:51.941 (3)	76.64	0.679	16:52:01.370
7 -	54.201	1:31.013	30.614	2:55.828	74.94	4.566	16:54:57.198
8 -	53.133	1:28.839	30.733	2:52.705	76.30	1.443	16:57:49.903

P39 18 GREEN Ian BEDDIS			Caterham Academy				
IDEAL LAP TIME : 2:48.149		BEST LAP TIME : 2:50.221		DIFFERENCE : 2.072			
LAP	SECTOR 1	SECTOR 2	SECTOR 3	LAP TIME	MPH	DIFF	TIME OF DAY
1 -		1:34.325	31.968	3:15.607	67.36	25.386	16:37:44.600
2 -	52.924	1:34.325	30.594	2:57.843	74.09	7.622	16:40:42.443
3 -	52.884	1:27.174	30.944	2:51.002	77.06	0.781	16:43:33.445
4 -	52.803	1:27.199	30.652	2:50.654 (3)	77.21	0.433	16:46:24.099
5 -	52.852	1:26.668	30.883	2:50.403 (2)	77.33	0.182	16:49:14.502
6 -	53.538	1:26.823	29.860	2:50.221 (1)	77.41		16:52:04.723
7 -	51.621	1:32.296	31.503	2:55.420	75.12	5.199	16:55:00.143
8 -	51.917	1:29.282	31.665	2:52.864	76.23	2.643	16:57:53.007

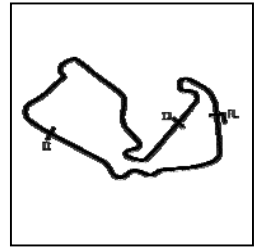
P40 44 GREEN Ian SUMMERS			Caterham Academy				
IDEAL LAP TIME : 2:51.913		BEST LAP TIME : 2:52.704		DIFFERENCE : 0.791			
LAP	SECTOR 1	SECTOR 2	SECTOR 3	LAP TIME	MPH	DIFF	TIME OF DAY
1 -		1:36.846	32.240	3:18.585	66.35	25.881	16:37:47.578
2 -	54.470	1:34.720	31.011	3:00.201	73.12	7.497	16:40:47.779
3 -	54.460	1:29.597	30.477	2:54.534	75.50	1.830	16:43:42.313
4 -	55.012	1:28.315	30.652	2:53.979 (2)	75.74	1.275	16:46:36.292
5 -	55.826	1:28.145	30.502	2:54.473 (3)	75.52	1.769	16:49:30.765
6 -	53.690	1:28.910	30.104	2:52.704 (1)	76.30		16:52:23.469
7 -	53.862	1:30.842	32.088	2:56.792	74.53	4.088	16:55:20.261
8 -	53.664	1:30.291	33.002	2:56.957	74.46	4.253	16:58:17.218

Weather / Track : Cloudy / Dry

Silverstone GP
Circuit Length = 3.6604 miles
Start: 16:34 Flag 16:55 End: 16:58

Caterham Academy Championship

RACE 14 - SECTOR ANALYSIS



SECTOR 1 = FL to I1, SECTOR 2 = I1 to I2, SECTOR 3 = I2 to FL, DIFF = Difference To Personal Best Lap, P = Crossed Finish Line in Pit Lane, D = Time Disallowed

P41 22 WHITE Louise DEASON		Caterham Academy					
IDEAL LAP TIME : 2:54.263		BEST LAP TIME : 2:54.952		DIFFERENCE : 0.689			
LAP	SECTOR 1	SECTOR 2	SECTOR 3	LAP TIME	MPH	DIFF	TIME OF DAY
1 -		1:34.117	32.675	3:14.780	67.65	19.828	16:37:43.773
2 -	55.357	1:36.542	31.049	3:02.948	72.03	7.996	16:40:46.721
3 -	55.200	1:30.646	31.195	2:57.041	74.43	2.089	16:43:43.762
4 -	54.379	1:29.791	31.415	2:55.585 (2)	75.05	0.633	16:46:39.347
5 -	53.964	1:30.447	31.618	2:56.029 (3)	74.86	1.077	16:49:35.376
6 -	53.848	1:29.366	31.738	2:54.952 (1)	75.32		16:52:30.328
7 -	54.984	1:33.218	31.886	3:00.088	73.17	5.136	16:55:30.416
8 -	54.957	1:30.519	31.931	2:57.407	74.27	2.455	16:58:27.823

P42 4 GREEN Isla LOWE		Caterham Academy					
IDEAL LAP TIME : 2:54.216		BEST LAP TIME : 2:54.736		DIFFERENCE : 0.520			
LAP	SECTOR 1	SECTOR 2	SECTOR 3	LAP TIME	MPH	DIFF	TIME OF DAY
1 -		1:38.597	32.671	3:19.903	65.92	25.167	16:37:48.896
2 -	55.439	1:35.062	32.040	3:02.541	72.19	7.805	16:40:51.437
3 -	54.418	1:30.260	31.211	2:55.889 (2)	74.92	1.153	16:43:47.326
4 -	53.615	1:29.599	31.522	2:54.736 (1)	75.41		16:46:42.062
5 -	53.990	1:30.844	31.911	2:56.745 (3)	74.55	2.009	16:49:38.807
6 -	1:15.273	1:29.808	31.002	3:16.083	67.20	21.347	16:52:54.890
7 -	54.717	1:32.806	31.795	2:59.318	73.48	4.582	16:55:54.208

P43 6 WHITE David SAXBY		Caterham Academy					
IDEAL LAP TIME : 2:56.343		BEST LAP TIME : 2:57.761		DIFFERENCE : 1.418			
LAP	SECTOR 1	SECTOR 2	SECTOR 3	LAP TIME	MPH	DIFF	TIME OF DAY
1 -		1:37.426	33.134	3:22.618	65.03	24.857	16:37:51.611
2 -	54.405	1:34.657	31.203	3:00.265 (2)	73.10	2.504	16:40:51.876
3 -	55.000	1:31.006	31.755	2:57.761 (1)	74.13		16:43:49.637
4 -	55.517	1:33.368	32.245	3:01.130	72.75	3.369	16:46:50.767
5 -	56.902	1:33.145	32.150	3:02.197	72.32	4.436	16:49:52.964
6 -	58.594	1:31.018	30.932	3:00.544 (3)	72.98	2.783	16:52:53.508
7 -	55.044	1:39.646	33.592	3:08.282	69.98	10.521	16:56:01.790

P44 55 WHITE Graeme WALKER		Caterham Academy					
IDEAL LAP TIME : 2:49.869		BEST LAP TIME : 2:49.869		DIFFERENCE : 0.000			
LAP	SECTOR 1	SECTOR 2	SECTOR 3	LAP TIME	MPH	DIFF	TIME OF DAY
1 -		5:37.689	31.064	7:12.981	30.43	4:23.112	16:41:41.974
2 -	53.949	1:27.372	30.901	2:52.222	76.51	2.353	16:44:34.196
3 -	53.709	1:26.890	30.993	2:51.592 (3)	76.79	1.723	16:47:25.788
4 -	54.070	1:26.395	30.737	2:51.202 (2)	76.97	1.333	16:50:16.990
5 -	53.093	1:26.137	30.639	2:49.869 (1)	77.57		16:53:06.859
6 -	53.507	1:27.731	31.104	2:52.342	76.46	2.473	16:55:59.201

P45 43 WHITE Gareth LUCAS		Caterham Academy					
IDEAL LAP TIME : 2:38.924		BEST LAP TIME : 2:39.514		DIFFERENCE : 0.590			
LAP	SECTOR 1	SECTOR 2	SECTOR 3	LAP TIME	MPH	DIFF	TIME OF DAY
1 -		1:24.525	28.607	2:45.905	79.42	6.391	16:37:14.898
2 -	49.882	1:25.227	28.718	2:43.827	80.43	4.313	16:39:58.725
3 -	49.021	1:22.812	28.650	2:40.483 (3)	82.11	0.969	16:42:39.208
4 -	49.843	1:21.538	28.644	2:40.025 (2)	82.34	0.511	16:45:19.233
5 -	50.905	1:22.387	28.729	2:42.021	81.33	2.507	16:48:01.254
6 -	48.779	1:21.695	29.040	2:39.514 (1)	82.61		16:50:40.768

Weather / Track : Cloudy / Dry

Silverstone GP
Circuit Length = 3.6604 miles
Start: 16:34 Flag 16:55 End: 16:58

Caterham Academy Championship

RACE 14 - BEST SECTORS

SECTOR 1			SECTOR 2			SECTOR 3			IDEAL / BEST COMPARISON						
POS	NO	NAME	TIME	NO	NAME	TIME	NO	NAME	TIME	POS	NO	NAME	IDEAL	BEST	DIFF
													PERFECT LAP	2:36.602	
1	66	CHIDDICKS	48.126	33	NEWMAN	1:20.244	66	CHIDDICKS	28.232	1	66	CHIDDICKS	2:37.114	2:37.977	0.863
2	9	HARRIS	48.547	10	FRASER	1:20.494	9	HARRIS	28.280	2	33	NEWMAN	2:37.660	2:37.923	0.263
3	2	JONES	48.672	72	THEATO	1:20.580	33	NEWMAN	28.283	3	69	WOODMAN	2:38.064	2:38.922	0.858
4	43	LUCAS	48.779	66	CHIDDICKS	1:20.756	11	JAMES	28.306	4	2	JONES	2:38.089	2:38.124	0.035
5	35	KENDLE	48.813	69	WOODMAN	1:20.809	72	THEATO	28.319	5	72	THEATO	2:38.114	2:38.645	0.531
6	69	WOODMAN	48.814	76	DEMAIN	1:21.012	2	JONES	28.403	6	10	FRASER	2:38.295	2:38.760	0.465
7	15	COOK	48.880	2	JONES	1:21.014	21	LOWER	28.425	7	9	HARRIS	2:38.475	2:39.829	1.354
8	76	DEMAIN	49.015	15	COOK	1:21.148	69	WOODMAN	28.441	8	15	COOK	2:38.477	2:39.402	0.925
9	73	WILLIAMS	49.027	35	KENDLE	1:21.270	15	COOK	28.449	9	76	DEMAIN	2:38.666	2:39.739	1.073
10	21	LOWER	49.108	21	LOWER	1:21.274	10	FRASER	28.513	10	35	KENDLE	2:38.776	2:39.932	1.156
11	33	NEWMAN	49.133	17	GEORGE	1:21.337	17	GEORGE	28.564	11	21	LOWER	2:38.807	2:39.860	1.053
12	17	GEORGE	49.210	73	WILLIAMS	1:21.466	43	LUCAS	28.607	12	43	LUCAS	2:38.924	2:39.514	0.590
13	72	THEATO	49.215	11	JAMES	1:21.481	76	DEMAIN	28.639	13	11	JAMES	2:39.016	2:40.971	1.955
14	11	JAMES	49.229	43	LUCAS	1:21.538	73	WILLIAMS	28.644	14	17	GEORGE	2:39.111	2:39.640	0.529
15	8	NOKES	49.246	9	HARRIS	1:21.648	71	PERRY	28.688	15	73	WILLIAMS	2:39.137	2:39.137	0.000
16	10	FRASER	49.288	5	CLARK	1:21.835	35	KENDLE	28.693	16	8	NOKES	2:39.881	2:40.969	1.088
17	50	PERRY	49.394	50	PERRY	1:21.897	8	NOKES	28.701	17	5	CLARK	2:40.093	2:40.183	0.090
18	97	MOON	49.463	8	NOKES	1:21.934	5	CLARK	28.719	18	50	PERRY	2:40.413	2:40.485	0.072
19	78	AINSCOUGH	49.537	99	HEDLEY	1:22.218	99	HEDLEY	28.829	19	71	PERRY	2:40.598	2:41.065	0.467
20	5	CLARK	49.539	48	CASTLE	1:22.228	97	MOON	28.835	20	97	MOON	2:40.735	2:41.415	0.680
21	42	BANTON	49.609	71	PERRY	1:22.230	48	CASTLE	28.879	21	78	AINSCOUGH	2:41.100	2:41.685	0.585
22	71	PERRY	49.680	20	JANUSZEWSKI	1:22.248	84	PRIDAY	28.905	22	99	HEDLEY	2:41.102	2:41.627	0.525
23	3	HARDICK	49.777	97	MOON	1:22.437	59	VINCENT	28.988	23	48	CASTLE	2:41.423	2:41.742	0.319
24	67	PITALIA	49.864	59	VINCENT	1:22.445	78	AINSCOUGH	28.993	24	20	JANUSZEWSKI	2:41.535	2:42.354	0.819
25	20	JANUSZEWSKI	49.950	78	AINSCOUGH	1:22.570	80	BAYNE	29.037	25	59	VINCENT	2:41.579	2:41.923	0.344
26	99	HEDLEY	50.055	3	HARDICK	1:22.734	74	ROEBUCK	29.105	26	3	HARDICK	2:42.073	2:42.369	0.296
27	59	VINCENT	50.146	70	HOOD	1:23.216	50	PERRY	29.122	27	42	BANTON	2:42.322	2:43.030	0.708
28	84	PRIDAY	50.218	67	PITALIA	1:23.374	77	ARNOLD	29.134	28	67	PITALIA	2:42.569	2:44.047	1.478
29	27	PATEL	50.276	42	BANTON	1:23.385	27	PATEL	29.216	29	84	PRIDAY	2:42.576	2:43.385	0.809
30	70	HOOD	50.277	84	PRIDAY	1:23.453	70	HOOD	29.228	30	70	HOOD	2:42.721	2:43.397	0.676
31	48	CASTLE	50.316	80	BAYNE	1:23.515	42	BANTON	29.328	31	80	BAYNE	2:43.278	2:44.313	1.035
32	80	BAYNE	50.726	74	ROEBUCK	1:23.920	67	PITALIA	29.331	32	74	ROEBUCK	2:43.928	2:44.363	0.435
33	74	ROEBUCK	50.903	51	RADFORD	1:23.921	20	JANUSZEWSKI	29.337	33	27	PATEL	2:44.028	2:44.811	0.783
34	51	RADFORD	51.014	77	ARNOLD	1:24.202	19	ROBERTS	29.368	34	51	RADFORD	2:44.498	2:44.498	0.000
35	77	ARNOLD	51.255	27	PATEL	1:24.536	13	BEKE	29.399	35	77	ARNOLD	2:44.591	2:44.591	0.000
36	18	BEDDIS	51.621	64	LAWRANCE	1:25.418	3	HARDICK	29.562	36	19	ROBERTS	2:46.659	2:46.975	0.316
37	19	ROBERTS	51.799	19	ROBERTS	1:25.492	51	RADFORD	29.563	37	64	LAWRANCE	2:47.045	2:47.603	0.558
38	64	LAWRANCE	51.992	13	BEKE	1:25.784	64	LAWRANCE	29.635	38	13	BEKE	2:47.482	2:48.279	0.797
39	13	BEKE	52.299	55	WALKER	1:26.137	18	BEDDIS	29.860	39	18	BEDDIS	2:48.149	2:50.221	2.072
40	23	BATEMAN	52.697	18	BEDDIS	1:26.668	44	SUMMERS	30.104	40	55	WALKER	2:49.869	2:49.869	0.000
41	55	WALKER	53.093	23	BATEMAN	1:27.322	23	BATEMAN	30.507	41	23	BATEMAN	2:50.526	2:51.262	0.736
42	4	LOWE	53.615	44	SUMMERS	1:28.145	55	WALKER	30.639	42	44	SUMMERS	2:51.913	2:52.704	0.791
43	44	SUMMERS	53.664	22	DEASON	1:29.366	6	SAXBY	30.932	43	4	LOWE	2:54.216	2:54.736	0.520
44	22	DEASON	53.848	4	LOWE	1:29.599	4	LOWE	31.002	44	22	DEASON	2:54.263	2:54.952	0.689
45	6	SAXBY	54.405	6	SAXBY	1:31.006	22	DEASON	31.049	45	6	SAXBY	2:56.343	2:57.761	1.418

Weather / Track : Cloudy / Dry

Silverstone GP

Circuit Length = 3.6604 miles

Start: 16:34 Flag 16:55 End: 16:58

Results can be found at www.tsl-timing.com

Printed - 17:11 Sunday, 04 July 2021

Caterham Academy Championship

RACE 14 - STATISTICS

Competitors Started 45
Planned Start 2021-07-04 @ 16:30:00.000
Actual Start 2021-07-04 @ 16:34:28.992
Finish Time 2021-07-04 @ 16:55:50.300
Track Length 3.6604mi.
Total Laps 354
Total Distance Covered 1295.8161mi.

Session Fastest Lap History

NO	CL	NAME	LAP TIME	TIME OF DAY	LAP	VEHICLE
2	GREEN	Marc JONES	2:44.030	16:37:13.016	1	Caterham Academy
33	GREEN	Geoff NEWMAN	2:43.084	16:39:56.333	2	Caterham Academy
33	GREEN	Geoff NEWMAN	2:41.001	16:42:37.334	3	Caterham Academy
43	WHITE	Gareth LUCAS	2:40.483	16:42:39.201	3	Caterham Academy
9	GREEN	Ian HARRIS	2:40.290	16:42:39.701	3	Caterham Academy
66	GREEN	Freddie CHIDDICKS	2:37.977	16:42:40.627	3	Caterham Academy
33	GREEN	Geoff NEWMAN	2:37.923	16:50:31.989	6	Caterham Academy

Session Leader History

NO	CL	NAME	FROM LAP	LAPS LED	DISTANCE	VEHICLE
2	GREEN	Marc JONES	1	1	3.66 miles	Caterham Academy
33	GREEN	Geoff NEWMAN	2	7	25.62 miles	Caterham Academy

Flag History

TYPE	TIME OF DAY
GREEN	16:34:28.992
FINISH	16:55:50.300

Flag Statistics

TYPE	COUNT	TOTAL LAPS	TOTAL TIME
Green	1	8	24:29.821
Red	0	0	0.000
Safety Car	0	0	0.000
FCY	0	0	0.000

Caterham Academy Championship

RACE 14 - STATISTICS

CLASS : WHITE

24 Starters

Fastest Lap History

NO	NAME	LAP TIME	TIME OF DAY	LAP	VEHICLE
21	Charlie LOWER	2:44.505	16:37:13.491	1	Caterham Academy
21	Charlie LOWER	2:43.433	16:39:56.923	2	Caterham Academy
21	Charlie LOWER	2:41.714	16:42:38.638	3	Caterham Academy
43	Gareth LUCAS	2:40.483	16:42:39.201	3	Caterham Academy
43	Gareth LUCAS	2:40.025	16:45:19.233	4	Caterham Academy
43	Gareth LUCAS	2:39.514	16:50:40.761	6	Caterham Academy

Leader History

NO	NAME	FROM LAP	LAPS LED	DISTANCE	VEHICLE
21	Charlie LOWER	1	3	10.98 miles	Caterham Academy
43	Gareth LUCAS	4	3	10.98 miles	Caterham Academy
21	Charlie LOWER	7	2	7.32 miles	Caterham Academy

Caterham Academy Championship

RACE 14 - STATISTICS

CLASS : GREEN

21 Starters

Fastest Lap History

NO	NAME	LAP TIME	TIME OF DAY	LAP	VEHICLE
2	Marc JONES	2:44.030	16:37:13.016	1	Caterham Academy
33	Geoff NEWMAN	2:43.084	16:39:56.333	2	Caterham Academy
33	Geoff NEWMAN	2:41.001	16:42:37.334	3	Caterham Academy
9	Ian HARRIS	2:40.290	16:42:39.701	3	Caterham Academy
66	Freddie CHIDDICKS	2:37.977	16:42:40.627	3	Caterham Academy
33	Geoff NEWMAN	2:37.923	16:50:31.989	6	Caterham Academy

Leader History

NO	NAME	FROM LAP	LAPS LED	DISTANCE	VEHICLE
2	Marc JONES	1	1	3.66 miles	Caterham Academy
33	Geoff NEWMAN	2	7	25.62 miles	Caterham Academy