

# DRIVERS' BRIEFING

# RACE PROCEDURES / CODE OF CONDUCT

RACE OF REMEMBRANCE CLUBSPORT TROPHY

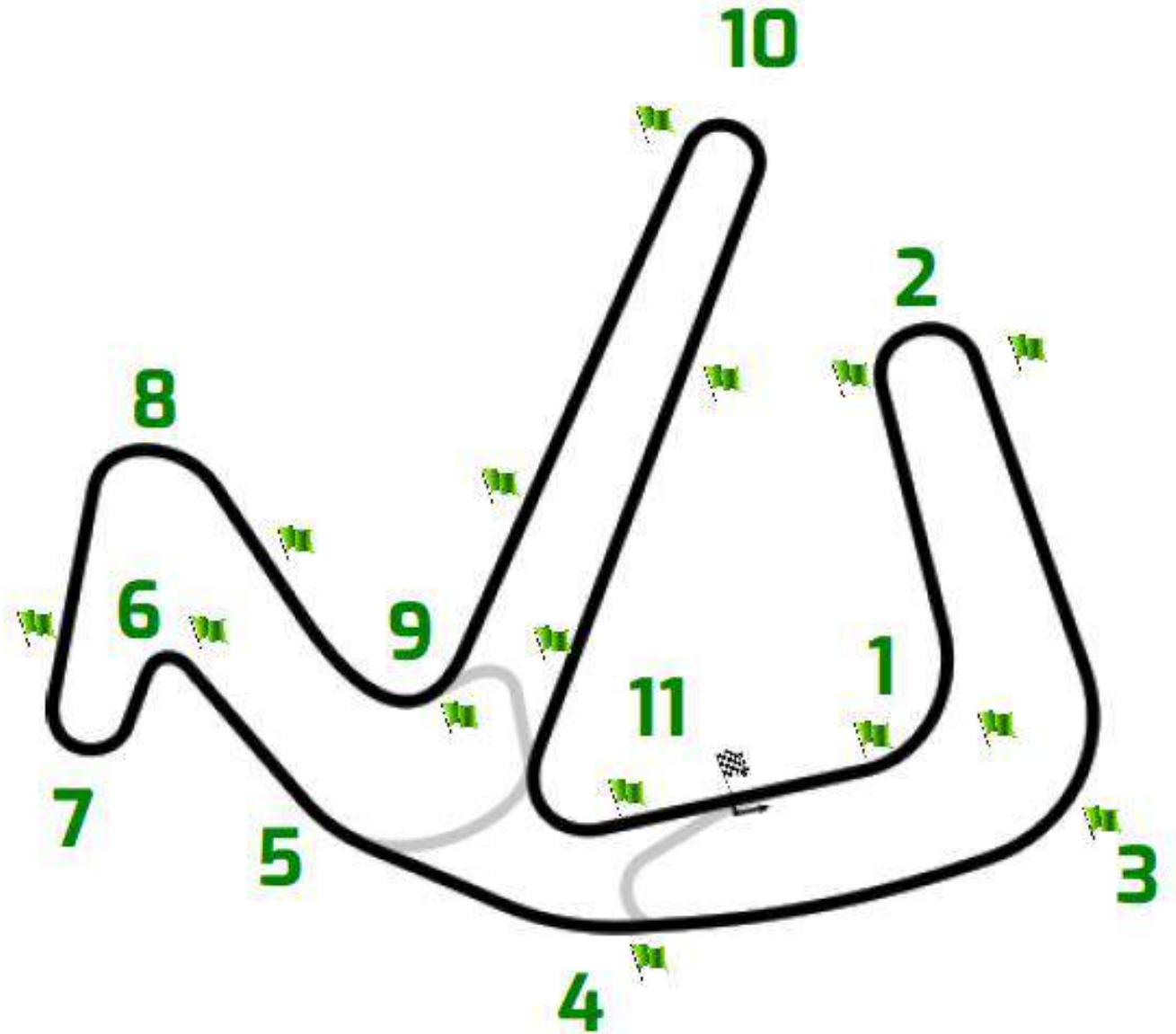
ANGLESEY CIRCUIT

13 NOVEMBER 2021

# 1. INTRODUCTION

# ANGLESEY INTERNATIONAL CIRCUIT

## TURN NUMBERS



# TIMETABLE

**QUALIFYING:**

**SATURDAY**

**0900 - 0930**

**RACE:**

**SATURDAY**

**1215 - 1300**

## 2. PIT LANE AND JOINING THE CIRCUIT

# JOINING THE CIRCUIT

## Qualifying:

Cars must be in the Assembly Area before qualifying for noise testing.

Cars will then be released into the pit lane immediately prior to qualifying.

## Racing:

Cars must be in the Assembly Area no later than 1200, to be released onto the grid at 1205.

Latecomers will become pit lane starters.

# JOINING THE CIRCUIT

**END OF PIT LANE SPEED LIMIT**

**PIT LANE EXIT LIGHTS**



# JOINING THE CIRCUIT

**RESPECT THE  
BLEND LINE  
ON EXIT**

**ON EXITING  
THE PITS, YOU  
MUST GIVE  
WAY TO CARS  
ALREADY ON  
CIRCUIT**





# PIT LANE ETIQUETTE

Minimum pit stop time is 2 minutes (measured from the 'pit in' timing beam point to the 'pit out' timing beam point).


Pit stop window opens once the 'Pit Open' board is shown (15 minutes after start; closes once the 'Pit Closed' board is shown (30 minutes after start).

Pit speed limit - 60 Kph




# PIT LANE ENTRANCE

STAY LEFT  
OF THE  
YELLOW LINE




# PIT LANE ENTRANCE

STAY LEFT  
OF THE  
YELLOW LINE



# PIT LANE ENTRANCE

**REDUCE  
SPEED  
SAFELY  
BEFORE THE  
CHICANE**



# PIT LANE ENTRANCE

**START OF PIT  
LANE SPEED  
LIMIT**



# 3. END OF SESSION

# END OF SESSION

**CHEQUERED FLAG SHOWN  
AT CONTROL POINT**

**REDUCE SPEED**

**NO OVERTAKING**

**ONE FULL LAP THEN  
PROCEED TO PARC FERME**

**PASSING THE CHEQUERED  
FLAG MORE THAN ONCE  
MAY RESULT IN A  
PENALTY**



## 4. RACE START PROCEDURE



# RACE START PROCEDURE

Cars will be gridded straight from the Assembly Area.

Once the grid is complete, the countdown will commence from 1 minute, before the green flag is used to indicate the start of the Formation Lap.

Any car that is unable to leave the Assembly Area 30 seconds after the final car departs, or that is unable to reach the grid under its own power, is to start the race from the Pit Lane.

# RACE START PROCEDURE

When the Green Flag is waved at the Control Point, all cars should begin the Formation Lap, behind the Pace Car, strictly in grid order.

Overtaking on formation lap(s) is only permitted if a driver is delayed and is trying to re-establish their original starting position.

However any driver unable to maintain their grid position on the formation lap(s) such that ALL other cars are ahead of them, must start the race behind all of those other cars.

# RACE START PROCEDURE

As soon as all cars have returned from the Formation Lap, the 5 seconds board will be shown; the race commences when the red gantry lights are extinguished.

Any drivers starting the race from the pit lane will join after all other competing cars have negotiated Turn 1.

# 5. DRIVING STANDARDS

# DRIVING STANDARDS

Overtaking may take place on either the left or right sides.

A driver may not deliberately leave the circuit without a justifiable reason.

More than one change of direction to defend a position is not permitted; any driver moving back towards the racing line, having earlier defended their position, must leave at least a car's width between their own car and the edge of the circuit.

Any manoeuvres liable to hinder other competitors (such as such as deliberate crowding of a car beyond the edge of the track or any other abnormal changes of direction) are strictly prohibited.

# DRIVING STANDARDS

**Any driver who gains an advantage by leaving the track must give back the position at the earliest opportunity; in any case the incident will be investigated.**

**Causing a collision, repetition of serious mistakes or the appearance of a lack of control over the car (such as leaving the track) will be reported to the Clerk of the Course team, and may entail the imposition of penalties.**



**This sport, and this event in particular, is a non-contact sport.**

## 6. FLAGS AND LIGHTS

## SINGLE YELLOW FLAG / LIGHT

There is a hazard beside or partly on the track.

Danger; slow down sufficiently to ensure that full control of the vehicle can be retained, and be prepared to change direction.



Overtaking is not permitted between the first yellow flag or light, and the green flag or light displayed after the incident.

### YELLOW FLAG INTERPRETATION:

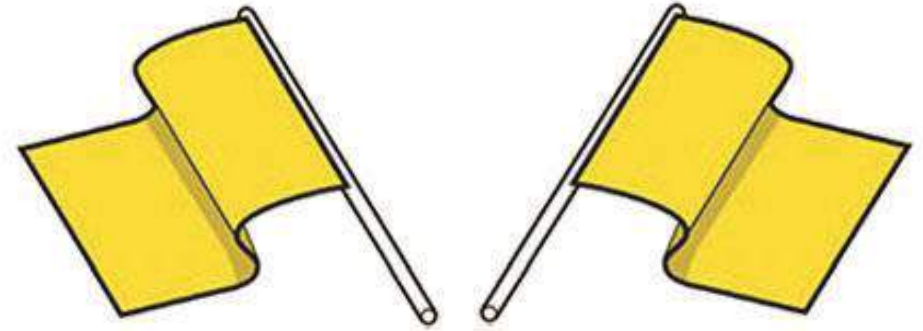
It must be clear that a driver has reduced speed and, in order for this to be clear, a driver would be expected to have braked earlier and/or discernibly reduced speed.

Drivers should not overtake any car unless it is clear that a car is slowing with a completely obvious problem, e.g. obvious accident damage or a deflated tyre.




## DOUBLE YELLOW FLAG

There is a hazard wholly or partly blocking the track and/or marshals working on or beside the track.



Slow down considerably. Be prepared to suddenly change from the projected racing line, or take other evasive action including stopping if necessary.





Expect the unexpected.

Overtaking is not permitted between the first yellow flag or light, and the green flag or light displayed after the incident.

## RED FLAG / LIGHTS

Immediately cease driving at racing speed and proceed slowly, without overtaking and with maximum caution, being prepared to stop should the track be blocked.



Lap times will not be counted from the moment the red flag is shown.

Expect to return to the pits in qualifying, and the start area during the race, but obey the marshal's and official's instructions at all times.

## BLUE FLAG

Drivers must allow the faster competitors to pass at the earliest opportunity.

If a driver who has been caught does not seem to make full use of the rear view mirrors, flag marshals will display the waved blue flag to indicate that the faster driver is attempting to overtake.

Any driver who appears to ignore the blue flags will be reported to Race Control.

However, slower drivers are NOT expected to move off line at every opportunity.

Slower drivers should remain predictable by remaining on the racing line, and the faster drivers should overtake as required.



# PLACES TO REMOVE CARS FROM THE TRACK

If you are forced to stop on circuit, please attempt to stop close to a marshal's post.




# PLACES TO REMOVE CARS FROM THE TRACK

If you cannot stop  
by a marshal's post,  
safe refuges are  
marked by orange  
panels.



# 7. THE SAFETY CAR

**The Safety Car may be brought into operation to neutralise qualifying or the race.**



**When the order is given to deploy the Safety Car, all marshal's posts will display waved yellow flags / yellow lights and 'SC' boards for the duration of the intervention.**

**All the competing cars must immediately reduce speed and form up in a line no more than 5 car lengths apart.**

**No car may be driven unnecessarily slowly, erratically or in a manner which could be deemed potentially dangerous to other drivers or any other person at any time whilst the Safety Car is deployed.**

Overtaking or overlapping of any other competing car during a Safety Car intervention is forbidden. Overtaking of a Safety Car is also forbidden, unless the particular competitor concerned is specifically signalled to overtake the Safety Car by the observer in the Safety Car.

During the race, Race Control may direct the Safety Car to wave past cars until the leader is immediately behind the Safety car.

These cars are to continue at reduced speed and without overtaking until they reach the line of cars behind the Safety Car, respecting that marshals and service vehicles may still be on track.



**While the Safety Car is in operation, competing cars may enter the pit lane, but may only rejoin the track when signalled to do so, and not when the Safety Car and the line of cars following it are about to pass or are passing the pit exit. A car rejoining the track must proceed at an appropriate speed until it reaches the end of the line of cars behind the Safety Car.**

**Under certain circumstances Race Control may ask the Safety Car to use the pit lane. In this case, and provided that the Car's yellow lights remain illuminated, all cars must follow the Safety Car into and through the pit lane without overtaking.**

**Any car entering the pit lane under these circumstances may stop at its designated garage area.**

**When Race Control calls in the Safety Car, the yellow flashing lights on the car will be extinguished prior to it exiting the circuit, at a point normally between Turns 9 and 10.**

**Once the lights on the Safety Car have been extinguished, and prior to passing the green flag at the Control Point, the race leader will dictate the pace and, if necessary, may fall more than five car lengths behind the Safety Car.**

**In order to avoid the likelihood of accidents before the Safety Car returns to the pits, from the point at which the lights on the car are extinguished drivers must proceed at a pace which involves no erratic acceleration or braking nor any other manoeuvre which is likely to endanger other drivers or impede the restart.**

As the Safety Car is approaching the pit entry, the green flag will be displayed at the Control Point / finish line, and the 'SC' board withdrawn. Following this display of the start signal, yellow flags and 'SC' boards at all marshal's posts will be withdrawn and be replaced with a waved green flag for one lap. The waved green flag will flow around the circuit in both directions, as an adjacent post displays their waved green flag.

Overtaking and overlapping remains strictly forbidden until the green flag at the Control Point / finish line is passed.

## 8. TRACK LIMITS

**Drivers must use the track at all times and may not leave the track without a justifiable reason.**

**The white lines defining the track edges are considered to be part of the track.**

**A driver will be judged to have left the track if any wheel of the car goes completely beyond either the outer edge of any kerb, or the white line where there is no kerb.**

**Should a car leave the track they may only rejoin the track when it is safe to do so, and without gaining any lasting advantage.**

In this example, the dark grey car has not exceeded track limits, since the wheels are not beyond the red / white kerbing.

The orange / white car has exceeded track limits because the wheel is completely beyond the outer edge of the kerb.



## 8. TRACK LIMITS - ANGLESEY HOT SPOTS

## ANGLESEY - TURN 1 EXIT

**BOTH THE GREEN /  
YELLOW AND LIGHT  
GREEN KERBS MAY BE  
USED**

**TRACK LIMITS ARE  
DEEMED TO HAVE  
BEEN EXCEEDED IF  
THE WHOLE OF ONE  
WHEEL IS BEYOND  
THE PAINTED KERBING**





## ANGLESEY - TURN 2 EXIT

**BOTH THE GREEN /  
YELLOW AND LIGHT  
GREEN KERBS MAY BE  
USED**

**TRACK LIMITS ARE  
DEEMED TO HAVE  
BEEN EXCEEDED IF  
THE WHOLE OF ONE  
WHEEL IS BEYOND  
THE PAINTED KERBING**



## ANGLESEY - TURN 3 EXIT

**BOTH THE GREEN /  
YELLOW AND LIGHT  
GREEN KERBS MAY BE  
USED**

**TRACK LIMITS ARE  
DEEMED TO HAVE  
BEEN EXCEEDED IF  
THE WHOLE OF ONE  
WHEEL IS BEYOND  
THE PAINTED KERBING**



## ANGLESEY - TURN 6 EXIT

**TRACK LIMITS ARE  
DEEMED TO HAVE  
BEEN EXCEEDED IF  
THE WHOLE OF ONE  
WHEEL IS BEYOND  
THE KERBING OR  
TARMAC**



# ANGLESEY - TURN 9 EXIT

**BOTH THE GREEN /  
YELLOW AND LIGHT  
GREEN KERBS MAY BE  
USED**



## ANGLESEY - TURN 11 EXIT

**THE GREEN / YELLOW  
KERBS MAY BE USED,  
AND THE TARMAC  
BEYOND -**

**BUT NOT THE GRASS**



**Breaches of track limits may be penalised using the following:**

**In qualifying the lap on which the breach occurred will be removed. This will be noted on the results sheet.**

**During the race the following scale of penalties is likely to be applied:**

- **1st report - no penalty;**
- **2nd report - Black and White driver warning flag / light panel displayed;**
- **3rd report - 5 second penalty added to race time;**
- **4th report - 10 second penalty added to race time;**
- **5th report - drive through penalty applied, or 30 second penalty added to race time;**
- **6th report - black flag.**

# 10. REFERENCES & SOURCE DOCUMENTS





# 11. QUESTIONS?

# QUESTIONS

**ANY QUESTIONS  
BEFORE THE EVENT  
ARE TO BE SENT BY  
EMAIL TO:**

**ANDY HOLLEY**

**[andy@brscc.co.uk](mailto:andy@brscc.co.uk)**

**OTHERWISE OVER THE  
WEEKEND PLEASE  
VISIT US IN RACE  
CONTROL!**



# DRIVERS' BRIEFING

# RACE PROCEDURES / CODE OF CONDUCT

RACE OF REMEMBRANCE CLUBSPORT TROPHY

ANGLESEY CIRCUIT

13 NOVEMBER 2021