

DOWNFORCE RADIO



DOWNFORCE RADIO MAZDA MX-5 CLUBMAN CHAMPIONSHIP

brscc
DRIVEN BY RACING

**Cadwell Park Summer Race Weekend
Cadwell Park
10th August 2024**



Timing & Results Provided by Timing Solutions Ltd

www.tsl-timing.com

Downforce Radio Mazda MX-5 Clubman Championship

QUALIFYING - RACE 1 - CLASSIFICATION - AMENDED



POS	NO	CL	PIC	NAME	ENTRY	TIME	ON	LAPS	GAP	DIFF	MPH
1	8		1	Harry DEANE	Mazda MX-5 Mk1	1:45.269	9	9			74.79
2	11	M	1	Jonathan GREENSMITH	Mazda MX-5 Mk1	1:46.150	6	9	0.881	0.881	74.17
3	6		2	Jack WARRY	Mazda MX-5 Mk1	1:46.681	6	8	1.412	0.531	73.80
4	9		3	Jamie TURNER	Mazda MX-5 Mk1	1:46.712	7	8	1.443	0.031	73.77
5	23*	M	2	Martin TOLLEY	Mazda MX-5 Mk1	1:47.043	4	8	1.774	0.331	73.55
6	99		4	Russell HALLEY	Mazda MX-5 Mk1	1:47.088	4	8	1.819	0.045	73.52
7	20	M	3	Christian DANN	Mazda MX-5 Mk1	1:47.314	5	8	2.045	0.226	73.36
8	178*	M(G)	1	Kevin DENGATE	Mazda MX-5 Mk1	1:47.482	7	8	2.213	0.168	73.25
9	28		5	Jake PAICE	Mazda MX-5 Mk1	1:47.520	5	8	2.251	0.038	73.22
10	128	M	4	Del PAICE	Mazda MX-5 Mk1	1:47.582	5	9	2.313	0.062	73.18
11	59	(G)	1	Kevin BIRD	Mazda MX-5 Mk1	1:47.619	8	8	2.350	0.037	73.15
12	24		6	Simon WATERFALL	Mazda MX-5 Mk1	1:47.795	8	8	2.526	0.176	73.03
13	848		7	Matthew CROZIER	Mazda MX-5 Mk1	1:48.212	6	7	2.943	0.417	72.75
14	3		8	Jordan HEAD	Mazda MX-5 Mk1	1:48.974	4	8	3.705	0.762	72.24
15	17*		9	Pete SMITH	Mazda MX-5 Mk1	1:49.018	8	8	3.749	0.044	72.21
16	63		10	Thomas GREENWOOD	Mazda MX-5 Mk1	1:49.062	4	8	3.793	0.044	72.19
17	73		11	Adam LAWRENCE	Mazda MX-5 Mk1	1:49.296	7	8	4.027	0.234	72.03
18	264		12	William BREAME	Mazda MX-5 Mk1	1:49.404	4	8	4.135	0.108	71.96
19	66	M	5	Simon PRIVETT	Mazda MX-5 Mk1	1:50.146	7	7	4.877	0.742	71.47
20	47	(G)	2	Thomas (Tom) HYDE	Mazda MX-5 Mk1	1:50.768	7	8	5.499	0.622	71.07
21	65	M	6	Peter WILLIAMS	Mazda MX-5 Mk1	1:50.895	7	8	5.626	0.127	70.99
22	66	M	7	David SCOULLER	Mazda MX-5 Mk1	1:52.627	6	8	7.358	1.732	69.90
DQ	122*	M		Robert GREENSMITH	Mazda MX-5 Mk1						

Comments:

*No. 122 - disqualified from the session for technical non-compliance, CR5.14

*No. 17 - no working transponder, please rectify for your next session


No. 23, 178 - 1 Lap time disallowed; exceeding track limits.

Weather / Track : Cloudy / Dry

These results are provisional until the conclusion of any judicial and technical matters.

Date: 10/08/2024 Start: 08:59 Finish: 09:14

Cadwell Park : 2.1869 miles

Clerk Of Course: Peter Daly	Stewards:	Timekeeper: Stewart Burr	
-----------------------------	-----------	--------------------------	---

Results can be found at www.tsl-timing.com

Printed - 10:38 Saturday, 10 August 2024

Downforce Radio Mazda MX-5 Clubman Championship

QUALIFYING - RACE 1 - LAP ANALYSIS

DIFF = Difference To Personal Best Lap

P1 8 Harry DEANE				
LAP	LAP TIME	DIFF	MPH	TIME OF DAY
1 -	1:49.324	4.055	72.01	09:02:05.579
2 -	1:47.482	2.213	73.25	09:03:53.061
3 -	1:46.778	1.509	73.73	09:05:39.839
4 -	1:46.288	1.019	74.07	09:07:26.127
5 -	1:46.235	0.966	74.11	09:09:12.362
6 -	1:45.551	0.282	74.59	09:10:57.913
7 -	1:45.383 (3)	0.114	74.71	09:12:43.296
8 -	1:45.292 (2)	0.023	74.77	09:14:28.588
9 -	1:45.269 (1)		74.79	09:16:13.857

P2 11 Jonathan GREENSMITH				
LAP	LAP TIME	DIFF	MPH	TIME OF DAY
1 -	1:48.584	2.434	72.50	09:02:11.427
2 -	1:47.828	1.678	73.01	09:03:59.255
3 -	1:47.309	1.159	73.36	09:05:46.564
4 -	1:47.239	1.089	73.41	09:07:33.803
5 -	1:46.997	0.847	73.58	09:09:20.800
6 -	1:46.150 (1)		74.17	09:11:06.950
7 -	1:46.229 (2)	0.079	74.11	09:12:53.179
8 -	1:46.579 (3)	0.429	73.87	09:14:39.758
9 -	1:47.853	1.703	72.99	09:16:27.611

P3 6 Jack WARRY				
LAP	LAP TIME	DIFF	MPH	TIME OF DAY
1 -	1:47.339	0.658	73.34	09:02:23.441
2 -	1:46.768	0.087	73.74	09:04:10.209
3 -	1:56.781	10.100	67.41	09:06:06.990
4 -	1:46.758 (3)	0.077	73.74	09:07:53.748
5 -	1:54.411	7.730	68.81	09:09:48.159
6 -	1:46.681 (1)		73.80	09:11:34.840
7 -	1:47.330	0.649	73.35	09:13:22.170
8 -	1:46.701 (2)	0.020	73.78	09:15:08.871

P4 9 Jamie TURNER				
LAP	LAP TIME	DIFF	MPH	TIME OF DAY
1 -	1:50.937	4.225	70.97	09:02:20.932
2 -	1:49.076	2.364	72.18	09:04:10.008
3 -	1:47.913	1.201	72.95	09:05:57.921
4 -	1:47.471 (3)	0.759	73.25	09:07:45.392
5 -	1:47.631	0.919	73.14	09:09:33.023
6 -	1:47.341 (2)	0.629	73.34	09:11:20.364
7 -	1:46.712 (1)		73.77	09:13:07.076
8 -	1:50.740	4.028	71.09	09:14:57.816

P5 23 Martin TOLLEY				
LAP	LAP TIME	DIFF	MPH	TIME OF DAY
1 -	1:48.400	1.357	72.63	09:02:25.206
2 -	1:47.459 (3)	0.416	73.26	09:04:12.665
3 -	1:54.892	7.849	68.52	09:06:07.557
4 -	1:47.043 (1)		73.55	09:07:54.600
5 -	1:47.105 (2)	0.062	73.50	09:09:41.705
6 -	1:47.719	0.676	73.09	09:11:29.424
7 -	1:54.418	7.375	68.81	09:13:23.842
8 -	1:47.452 D	0.409	73.27	09:15:11.294

P6 99 Russell HALLEY				
LAP	LAP TIME	DIFF	MPH	TIME OF DAY
1 -	2:00.538	13.450	65.31	09:02:47.080

DIFF = Difference To Personal Best Lap

2 -	1:51.558	4.470	70.57	09:04:38.638
3 -	1:50.911	3.823	70.98	09:06:29.549
4 -	1:47.088 (1)		73.52	09:08:16.637
5 -	1:48.519	1.431	72.55	09:10:05.156
6 -	1:47.374 (2)	0.286	73.32	09:11:52.530
7 -	1:48.414 (3)	1.326	72.62	09:13:40.944
8 -	1:49.351	2.263	71.99	09:15:30.295

P7 20 Christian DANN				
LAP	LAP TIME	DIFF	MPH	TIME OF DAY
1 -	1:49.887	2.573	71.64	09:02:10.291
2 -	1:49.886	2.572	71.64	09:04:00.177
3 -	1:49.714	2.400	71.76	09:05:49.891
4 -	1:47.505 (2)	0.191	73.23	09:07:37.396
5 -	1:47.314 (1)		73.36	09:09:24.710
6 -	1:50.671	3.357	71.14	09:11:15.381
7 -	1:48.292 (3)	0.978	72.70	09:13:03.673
8 -	1:50.172	2.858	71.46	09:14:53.845

P8 178 Kevin DENGATE				
LAP	LAP TIME	DIFF	MPH	TIME OF DAY
1 -	2:02.870	15.388	64.07	09:02:48.596
2 -	1:49.617	2.135	71.82	09:04:38.213
3 -	1:49.559	2.077	71.86	09:06:27.772
4 -	1:47.908 D	0.426	72.96	09:08:15.680
5 -	1:48.908 (3)	1.426	72.29	09:10:04.588
6 -	1:47.752 (2)	0.270	73.06	09:11:52.340
7 -	1:47.482 (1)		73.25	09:13:39.822
8 -	1:50.748	3.266	71.09	09:15:30.570

P9 28 Jake PAICE				
LAP	LAP TIME	DIFF	MPH	TIME OF DAY
1 -	1:50.053	2.533	71.54	09:02:08.692
2 -	1:49.872	2.352	71.65	09:03:58.564
3 -	1:48.624	1.104	72.48	09:05:47.188
4 -	1:47.741 (2)	0.221	73.07	09:07:34.929
5 -	1:47.520 (1)		73.22	09:09:22.449
6 -	1:47.915	0.395	72.95	09:11:10.364
7 -	1:48.146	0.626	72.80	09:12:58.510
8 -	1:47.839 (3)	0.319	73.00	09:14:46.349

P10 128 Del PAICE				
LAP	LAP TIME	DIFF	MPH	TIME OF DAY
1 -	1:50.724	3.142	71.10	09:02:08.457
2 -	1:49.876	2.294	71.65	09:03:58.333
3 -	1:50.462	2.880	71.27	09:05:48.795
4 -	1:47.821	0.239	73.02	09:07:36.616
5 -	1:47.582 (1)		73.18	09:09:24.198
6 -	1:47.686 (3)	0.104	73.11	09:11:11.884
7 -	1:47.684 (2)	0.102	73.11	09:12:59.568
8 -	1:47.876	0.294	72.98	09:14:47.444
9 -	1:48.172	0.590	72.78	09:16:35.616

P11 59 Kevin BIRD				
LAP	LAP TIME	DIFF	MPH	TIME OF DAY
1 -	1:51.403	3.784	70.67	09:02:17.019
2 -	1:48.650	1.031	72.46	09:04:05.669
3 -	1:48.520	0.901	72.55	09:05:54.189
4 -	1:48.220 (3)	0.601	72.75	09:07:42.409
5 -	1:47.994 (2)	0.375	72.90	09:09:30.403
6 -	1:48.453	0.834	72.59	09:11:18.856

Downforce Radio Mazda MX-5 Clubman Championship

QUALIFYING - RACE 1 - LAP ANALYSIS

DIFF = Difference To Personal Best Lap

7 - 1:49.172 1.553 72.11 09:13:08.028
8 - 1:47.619 (1) 73.15 09:14:55.647

P12 24 Simon WATERFALL

LAP	LAP TIME	DIFF	MPH	TIME OF DAY
1 -	1:49.666	1.871	71.79	09:02:11.045
2 -	1:48.766 (2)	0.971	72.38	09:03:59.811
3 -	1:49.378	1.583	71.98	09:05:49.189
4 -	1:51.135	3.340	70.84	09:07:40.324
5 -	1:49.221 (3)	1.426	72.08	09:09:29.545
6 -	3:03.666 P	1:15.871	42.86	09:12:33.211
7 -	1:52.551	4.756	69.95	09:14:25.762
8 -	1:47.795 (1)		73.03	09:16:13.557

P13 848 Matthew CROZIER

LAP	LAP TIME	DIFF	MPH	TIME OF DAY
1 -	2:01.205	12.993	64.95	09:02:49.093
2 -	1:51.952	3.740	70.32	09:04:41.045
3 -	1:49.330 (2)	1.118	72.01	09:06:30.375
4 -	1:49.384 (3)	1.172	71.97	09:08:19.759
5 -	1:58.476	10.264	66.45	09:10:18.235
6 -	1:48.212 (1)		72.75	09:12:06.447
7 -	1:52.802	4.590	69.79	09:13:59.249

P14 3 Jordan HEAD

LAP	LAP TIME	DIFF	MPH	TIME OF DAY
1 -	1:53.113	4.139	69.60	09:02:21.656
2 -	1:49.606 (3)	0.632	71.83	09:04:11.262
3 -	1:49.473 (2)	0.499	71.91	09:06:00.735
4 -	1:48.974 (1)		72.24	09:07:49.709
5 -	1:50.014	1.040	71.56	09:09:39.723
6 -	1:51.737	2.763	70.46	09:11:31.460
7 -	1:51.900	2.926	70.35	09:13:23.360
8 -	2:11.233	22.259	59.99	09:15:34.593

P15 17 Pete SMITH

LAP	LAP TIME	DIFF	MPH	TIME OF DAY
1 -	1:56.816	7.798	67.39	09:02:46.818
2 -	1:51.214 (3)	2.196	70.79	09:04:38.032
3 -	1:51.285	2.267	70.74	09:06:29.317
4 -	1:50.152 (2)	1.134	71.47	09:08:19.469
5 -	1:52.382	3.364	70.05	09:10:11.851
6 -	1:53.779	4.761	69.19	09:12:05.630
7 -	1:52.180	3.162	70.18	09:13:57.810
8 -	1:49.018 (1)		72.21	09:15:46.828

P16 63 Thomas GREENWOOD

LAP	LAP TIME	DIFF	MPH	TIME OF DAY
1 -	1:52.434	3.372	70.02	09:02:30.940
2 -	1:51.419	2.357	70.66	09:04:22.359
3 -	1:50.054 (3)	0.992	71.53	09:06:12.413
4 -	1:49.062 (1)		72.19	09:08:01.475
5 -	1:49.725 (2)	0.663	71.75	09:09:51.200
6 -	1:51.437	2.375	70.65	09:11:42.637
7 -	1:50.847	1.785	71.02	09:13:33.484
8 -	1:50.761	1.699	71.08	09:15:24.245

P17 73 Adam LAWRENCE

LAP	LAP TIME	DIFF	MPH	TIME OF DAY
1 -	1:54.659	5.363	68.66	09:02:34.647

DIFF = Difference To Personal Best Lap

2 - 1:51.283 1.987 70.74 09:04:25.930
 3 - 2:05.965 16.669 62.50 09:06:31.895
 4 - 1:50.491 (2) 1.195 71.25 09:08:22.386
 5 - 1:50.918 (3) 1.622 70.98 09:10:13.304
 6 - 1:57.029 7.733 67.27 09:12:10.333
7 - 1:49.296 (1) 72.03 09:13:59.629
 8 - 2:02.006 12.710 64.53 09:16:01.635

P18 264 William BREAME

LAP	LAP TIME	DIFF	MPH	TIME OF DAY
1 -	1:52.189	2.785	70.17	09:02:19.047
2 -	1:50.470 (3)	1.066	71.27	09:04:09.517
3 -	1:50.327 (2)	0.923	71.36	09:05:59.844
4 -	1:49.404 (1)		71.96	09:07:49.248
5 -	2:30.558	41.154	52.29	09:10:19.806
6 -	1:53.094	3.690	69.61	09:12:12.900
7 -	1:51.788	2.384	70.42	09:14:04.688
8 -	1:51.709	2.305	70.47	09:15:56.397

P19 66 Simon PRIVETT

LAP	LAP TIME	DIFF	MPH	TIME OF DAY
1 -	1:56.429	6.283	67.62	09:02:26.780
2 -	1:52.794	2.648	69.80	09:04:19.574
3 -	1:50.571 (2)	0.425	71.20	09:06:10.145
4 -	1:50.852	0.706	71.02	09:08:00.997
5 -	1:52.751	2.605	69.82	09:09:53.748
6 -	1:50.799 (3)	0.653	71.05	09:11:44.547
7 -	1:50.146 (1)		71.47	09:13:34.693

P20 47 Thomas (Tom) HYDE

LAP	LAP TIME	DIFF	MPH	TIME OF DAY
1 -	1:55.152	4.384	68.37	09:02:35.976
2 -	1:54.189	3.421	68.94	09:04:30.165
3 -	1:51.927	1.159	70.34	09:06:22.092
4 -	1:51.501 (2)	0.733	70.61	09:08:13.593
5 -	1:54.668	3.900	68.66	09:10:08.261
6 -	1:51.882 (3)	1.114	70.37	09:12:00.143
7 -	1:50.768 (1)		71.07	09:13:50.911
8 -	1:52.486	1.718	69.99	09:15:43.397

P21 65 Peter WILLIAMS

LAP	LAP TIME	DIFF	MPH	TIME OF DAY
1 -	1:55.755	4.860	68.01	09:02:39.060
2 -	1:52.474	1.579	70.00	09:04:31.534
3 -	1:51.541 (2)	0.646	70.58	09:06:23.075
4 -	1:51.653 (3)	0.758	70.51	09:08:14.728
5 -	1:54.653	3.758	68.66	09:10:09.381
6 -	1:51.892	0.997	70.36	09:12:01.273
7 -	1:50.895 (1)		70.99	09:13:52.168
8 -	1:52.197	1.302	70.17	09:15:44.365

P22 66 David SCOLLER

LAP	LAP TIME	DIFF	MPH	TIME OF DAY
1 -	1:56.093	3.466	67.81	09:02:34.371
2 -	1:55.733	3.106	68.02	09:04:30.104
3 -	1:54.725	2.098	68.62	09:06:24.829
4 -	1:53.411	0.784	69.42	09:08:18.240
5 -	1:53.048	0.421	69.64	09:10:11.288
6 -	1:52.627 (1)		69.90	09:12:03.915
7 -	1:52.732 (3)	0.105	69.83	09:13:56.647
8 -	1:52.668 (2)	0.041	69.87	09:15:49.315

Downforce Radio Mazda MX-5 Clubman Championship

QUALIFYING - RACE 1 - STATISTICS

Competitors Started 23
Planned Start 2024-08-10 @ 09:00:00.000
Actual Start 2024-08-10 @ 08:59:48.301
Finish Time 2024-08-10 @ 09:14:52.974
Track Length 2.1869mi.
Total Laps 177
Total Distance Covered 387.0989mi.

Session Fastest Lap History

NO	CL	NAME	LAP TIME	TIME OF DAY	LAP	VEHICLE
8		Harry DEANE	1:49.324	09:02:05.598	1	Mazda MX-5 Mk1
11	M	Jonathan GREENSMITH	1:48.584	09:02:11.445	1	Mazda MX-5 Mk1
6		Jack WARRY	1:47.339	09:02:23.467	1	Mazda MX-5 Mk1
6		Jack WARRY	1:46.768	09:04:10.232	2	Mazda MX-5 Mk1
8		Harry DEANE	1:46.288	09:07:26.145	4	Mazda MX-5 Mk1
8		Harry DEANE	1:46.235	09:09:12.379	5	Mazda MX-5 Mk1
8		Harry DEANE	1:45.551	09:10:57.931	6	Mazda MX-5 Mk1
8		Harry DEANE	1:45.383	09:12:43.314	7	Mazda MX-5 Mk1
8		Harry DEANE	1:45.292	09:14:28.608	8	Mazda MX-5 Mk1
8		Harry DEANE	1:45.269	09:16:13.875	9	Mazda MX-5 Mk1

Flag History

TYPE	TIME OF DAY
GREEN	08:59:48.301
FINISH	09:14:52.974

Flag Statistics

TYPE	COUNT	TOTAL LAPS	TOTAL TIME
Green	1	9	17:16.733
Red	0	0	0.000
Safety Car	0	0	0.000
FCY	0	0	0.000

Downforce Radio Mazda MX-5 Clubman Championship

QUALIFYING - RACE 1 - STATISTICS

CLASS :

12 Starters

Fastest Lap History

NO	NAME	LAP TIME	TIME OF DAY	LAP	VEHICLE
8	Harry DEANE	1:49.324	09:02:05.598	1	Mazda MX-5 Mk1
6	Jack WARRY	1:47.339	09:02:23.467	1	Mazda MX-5 Mk1
6	Jack WARRY	1:46.768	09:04:10.232	2	Mazda MX-5 Mk1
8	Harry DEANE	1:46.288	09:07:26.145	4	Mazda MX-5 Mk1
8	Harry DEANE	1:46.235	09:09:12.379	5	Mazda MX-5 Mk1
8	Harry DEANE	1:45.551	09:10:57.931	6	Mazda MX-5 Mk1
8	Harry DEANE	1:45.383	09:12:43.314	7	Mazda MX-5 Mk1
8	Harry DEANE	1:45.292	09:14:28.608	8	Mazda MX-5 Mk1
8	Harry DEANE	1:45.269	09:16:13.875	9	Mazda MX-5 Mk1

Downforce Radio Mazda MX-5 Clubman Championship

QUALIFYING - RACE 1 - STATISTICS

CLASS : M

8 Starters

Fastest Lap History

NO	NAME	LAP TIME	TIME OF DAY	LAP	VEHICLE
128	Del PAICE	1:50.724	09:02:08.474	1	Mazda MX-5 Mk1
20	Christian DANN	1:49.887	09:02:10.319	1	Mazda MX-5 Mk1
11	Jonathan GREENSMITH	1:48.584	09:02:11.445	1	Mazda MX-5 Mk1
23	Martin TOLLEY	1:48.400	09:02:25.226	1	Mazda MX-5 Mk1
11	Jonathan GREENSMITH	1:47.828	09:03:59.274	2	Mazda MX-5 Mk1
23	Martin TOLLEY	1:47.459	09:04:12.684	2	Mazda MX-5 Mk1
11	Jonathan GREENSMITH	1:47.309	09:05:46.583	3	Mazda MX-5 Mk1
11	Jonathan GREENSMITH	1:47.239	09:07:33.823	4	Mazda MX-5 Mk1
23	Martin TOLLEY	1:47.043	09:07:54.619	4	Mazda MX-5 Mk1
11	Jonathan GREENSMITH	1:46.997	09:09:20.820	5	Mazda MX-5 Mk1
11	Jonathan GREENSMITH	1:46.150	09:11:06.969	6	Mazda MX-5 Mk1

Downforce Radio Mazda MX-5 Clubman Championship

QUALIFYING - RACE 1 - STATISTICS

CLASS : (G)

2 Starters

Fastest Lap History

NO	NAME	LAP TIME	TIME OF DAY	LAP	VEHICLE
59	Kevin BIRD	1:51.403	09:02:17.037	1	Mazda MX-5 Mk1
59	Kevin BIRD	1:48.650	09:04:05.687	2	Mazda MX-5 Mk1
59	Kevin BIRD	1:48.520	09:05:54.207	3	Mazda MX-5 Mk1
59	Kevin BIRD	1:48.220	09:07:42.429	4	Mazda MX-5 Mk1
59	Kevin BIRD	1:47.994	09:09:30.421	5	Mazda MX-5 Mk1
59	Kevin BIRD	1:47.619	09:14:55.666	8	Mazda MX-5 Mk1

Downforce Radio Mazda MX-5 Clubman Championship

QUALIFYING - RACE 1 - STATISTICS

CLASS : M (G)

1 Starters

Fastest Lap History

NO	NAME	LAP TIME	TIME OF DAY	LAP	VEHICLE
178	Kevin DENGATE	2:02.870	09:02:48.615	1	Mazda MX-5 Mk1
178	Kevin DENGATE	1:49.617	09:04:38.231	2	Mazda MX-5 Mk1
178	Kevin DENGATE	1:49.559	09:06:27.791	3	Mazda MX-5 Mk1
178	Kevin DENGATE	1:48.908	09:10:04.608	5	Mazda MX-5 Mk1
178	Kevin DENGATE	1:47.752	09:11:52.359	6	Mazda MX-5 Mk1
178	Kevin DENGATE	1:47.482	09:13:39.841	7	Mazda MX-5 Mk1

Downforce Radio Mazda MX-5 Clubman Championship

RACE 1 - GRID (15 minutes) - AMENDED



ROW 12	+10 SECOND DELAY	
	23 122 Robert GREENSMITH	
ROW 11	22 66 David SCOLLER 1:52.627	21 65 Peter WILLIAMS 1:50.895
ROW 10	20 47 Thomas (Tom) HYDE 1:50.768	19 66 Simon PRIVETT 1:50.146
ROW 9	18 264 William BREAME 1:49.404	17 73 Adam LAWRENCE 1:49.296
ROW 8	16 63 Thomas GREENWOOD 1:49.062	15 17 Pete SMITH 1:49.018
ROW 7	14 3 Jordan HEAD 1:48.974	13 848 Matthew CROZIER 1:48.212
ROW 6	12 24 Simon WATERFALL 1:47.795	11 59 Kevin BIRD 1:47.619
ROW 5	10 128 Del PAICE 1:47.582	9 28 Jake PAICE 1:47.520
ROW 4	8 178 Kevin DENGATE 1:47.482	7 20 Christian DANN 1:47.314
ROW 3	6 99 Russell HALLEY 1:47.088	5 23 Martin TOLLEY 1:47.043
ROW 2	4 9 Jamie TURNER 1:46.712	3 6 Jack WARRY 1:46.681
ROW 1	2 11 Jonathan GREENSMITH 1:46.150	1 8 Harry DEANE 1:45.269 Pole

Comments:
*No. 122 - disqualified from the results of qualifying

These results are provisional until the conclusion of any judicial and technical matters.

Cadwell Park : 2.1869 miles

Clerk Of Course: Peter Daly	Stewards:	Timekeeper: Stewart Burr	
-----------------------------	-----------	--------------------------	--

Results can be found at www.tsl-timing.com

Printed - 10:38 Saturday, 10 August 2024

Downforce Radio Mazda MX-5 Clubman Championship

RACE 1 - CLASSIFICATION



Race Distance: 9 Laps / 19.68 miles

POS	NO	CL	PIC	NAME	ENTRY	LAPS	TIME	GAP	DIFF	MPH	BEST	ON	GRD	↑↓
1	8		1	Harry DEANE	Mazda MX-5 Mk1	9	16:09.512			73.08	1:45.942	4	1	0
2	11	M	1	Jonathan GREENSMITH	Mazda MX-5 Mk1	9	16:09.904	0.392	0.392	73.05	1:46.148	9	2	0
3	9		2	Jamie TURNER	Mazda MX-5 Mk1	9	16:19.907	10.395	10.003	72.31	1:47.059	6	4	1
4	6		3	Jack WARRY	Mazda MX-5 Mk1	9	16:20.095	10.583	0.188	72.29	1:46.880	2	3	-1
5	23	M	2	Martin TOLLEY	Mazda MX-5 Mk1	9	16:20.653	11.141	0.558	72.25	1:47.156	6	5	0
6	128	M	3	Del PAICE	Mazda MX-5 Mk1	9	16:26.647	17.135	5.994	71.81	1:47.604	3	10	4
7	24		4	Simon WATERFALL	Mazda MX-5 Mk1	9	16:27.223	17.711	0.576	71.77	1:47.488	3	12	5
8	28		5	Jake PAICE	Mazda MX-5 Mk1	9	16:27.883	18.371	0.660	71.72	1:47.723	3	9	1
9	99		6	Russell HALLEY	Mazda MX-5 Mk1	9	16:28.092	18.580	0.209	71.71	1:47.925	6	6	-3
10	178	M(G)	1	Kevin DENGATE	Mazda MX-5 Mk1	9	16:29.282	19.770	1.190	71.62	1:48.049	3	8	-2
11	848		7	Matthew CROZIER	Mazda MX-5 Mk1	9	16:32.603	23.091	3.321	71.38	1:48.455	4	13	2
12	3		8	Jordan HEAD	Mazda MX-5 Mk1	9	16:34.120	24.608	1.517	71.27	1:48.402	7	14	2
13	17*		9	Pete SMITH	Mazda MX-5 Mk1	9	16:36.736	27.224	2.616	71.09	1:48.920	4	15	2
14	20	M	4	Christian DANN	Mazda MX-5 Mk1	9	16:40.445	30.933	3.709	70.82	1:48.152	4	7	-7
15	73		10	Adam LAWRENCE	Mazda MX-5 Mk1	9	16:42.590	33.078	2.145	70.67	1:48.780	6	17	2
16	63		11	Thomas GREENWOOD	Mazda MX-5 Mk1	9	16:47.566	38.054	4.976	70.32	1:49.735	7	16	0
17	264		12	William BREAME	Mazda MX-5 Mk1	9	16:48.662	39.150	1.096	70.25	1:49.848	7	18	1
18	66	M	5	David SCOLLER	Mazda MX-5 Mk1	9	17:08.746	59.234	20.084	68.87	1:51.782	7	22	4

NOT CLASSIFIED

DNF	59	(G)		Kevin BIRD	Mazda MX-5 Mk1	7	12:51.059	2 Laps	2 Laps	71.47	1:47.932	6	11	
DNF	47	(G)		Thomas (Tom) HYDE	Mazda MX-5 Mk1	6	11:24.637	3 Laps	1 Lap	68.99	1:50.690	5	20	
DNF	65	M		Peter WILLIAMS	Mazda MX-5 Mk1	0							21	
DNF	122	M		Robert GREENSMITH	Mazda MX-5 Mk1	0							23	

NOT STARTED

NS	66	M		Simon PRIVETT	Mazda MX-5 Mk1								19	
----	----	---	--	---------------	----------------	--	--	--	--	--	--	--	----	--

FASTEST LAP

8				Harry DEANE	Mazda MX-5 Mk1	4	1:45.942			74.31 mph			119.60 kph	
11	M			Jonathan GREENSMITH	Mazda MX-5 Mk1	9	1:46.148			74.17 mph			119.36 kph	
59	(G)			Kevin BIRD	Mazda MX-5 Mk1	6	1:47.932			72.94 mph			117.39 kph	
178	M(G)			Kevin DENGATE	Mazda MX-5 Mk1	3	1:48.049			72.86 mph			117.26 kph	

Comments:

*No. 17 - still no working transponder, please rectify for your next race or you will not be timed

Weather / Track : Cloudy / Dry

These results are provisional until the conclusion of any judicial and technical matters.

Date: 10/08/2024 Start: 13:28 Finish: 13:44

Cadwell Park : 2.1869 miles

Clerk Of Course: Paul Levitt

Stewards:

Timekeeper: Stewart Burr



Results can be found at www.tsl-timing.com

Printed - 13:46 Saturday, 10 August 2024

Downforce Radio Mazda MX-5 Clubman Championship

RACE 1 - LAP ANALYSIS

DIFF = Difference To Personal Best Lap

P1 8 Harry DEANE				
LAP	LAP TIME	DIFF	MPH	TIME OF DAY
1 -	1:56.721	10.779	67.45	13:30:25.879
2 -	1:46.495	0.553	73.93	13:32:12.374
3 -	1:46.170 (2)	0.228	74.15	13:33:58.544
4 -	1:45.942 (1)		74.31	13:35:44.486
5 -	1:46.872	0.930	73.66	13:37:31.358
6 -	1:47.265	1.323	73.39	13:39:18.623
7 -	1:46.916	0.974	73.63	13:41:05.539
8 -	1:46.735	0.793	73.76	13:42:52.274
9 -	1:46.396 (3)	0.454	73.99	13:44:38.670

P2 11 Jonathan GREENSMITH				
LAP	LAP TIME	DIFF	MPH	TIME OF DAY
1 -	1:54.301	8.153	68.88	13:30:23.459
2 -	1:47.003	0.855	73.57	13:32:10.462
3 -	1:46.853 (3)	0.705	73.68	13:33:57.315
4 -	1:46.630 (2)	0.482	73.83	13:35:43.945
5 -	1:47.174	1.026	73.46	13:37:31.119
6 -	1:47.173	1.025	73.46	13:39:18.292
7 -	1:46.964	0.816	73.60	13:41:05.256
8 -	1:47.658	1.510	73.13	13:42:52.914
9 -	1:46.148 (1)		74.17	13:44:39.062

P3 9 Jamie TURNER				
LAP	LAP TIME	DIFF	MPH	TIME OF DAY
1 -	1:55.452	8.393	68.19	13:30:24.610
2 -	1:47.558 (2)	0.499	73.19	13:32:12.168
3 -	1:48.025	0.966	72.88	13:34:00.193
4 -	1:49.583	2.524	71.84	13:35:49.776
5 -	1:47.857	0.798	72.99	13:37:37.633
6 -	1:47.059 (1)		73.54	13:39:24.692
7 -	1:47.613 (3)	0.554	73.16	13:41:12.305
8 -	1:48.131	1.072	72.81	13:43:00.436
9 -	1:48.629	1.570	72.47	13:44:49.065

P4 6 Jack WARRY				
LAP	LAP TIME	DIFF	MPH	TIME OF DAY
1 -	1:57.496	10.616	67.00	13:30:26.654
2 -	1:46.880 (1)		73.66	13:32:13.534
3 -	1:46.908 (2)	0.028	73.64	13:34:00.442
4 -	1:48.552	1.672	72.52	13:35:48.994
5 -	1:47.526	0.646	73.22	13:37:36.520
6 -	1:47.501	0.621	73.23	13:39:24.021
7 -	1:50.160	3.280	71.47	13:41:14.181
8 -	1:47.935	1.055	72.94	13:43:02.116
9 -	1:47.137 (3)	0.257	73.48	13:44:49.253

P5 23 Martin TOLLEY				
LAP	LAP TIME	DIFF	MPH	TIME OF DAY
1 -	1:56.978	9.822	67.30	13:30:26.136
2 -	1:48.194	1.038	72.76	13:32:14.330
3 -	1:47.777	0.621	73.05	13:34:02.107
4 -	1:48.016	0.860	72.88	13:35:50.123
5 -	1:48.016	0.860	72.88	13:37:38.139
6 -	1:47.156 (1)		73.47	13:39:25.295
7 -	1:47.434 (2)	0.278	73.28	13:41:12.729
8 -	1:49.353	2.197	71.99	13:43:02.082
9 -	1:47.729 (3)	0.573	73.08	13:44:49.811

DIFF = Difference To Personal Best Lap

P6 128 Del PAICE				
LAP	LAP TIME	DIFF	MPH	TIME OF DAY
1 -	1:59.326	11.722	65.98	13:30:28.484
2 -	1:48.369	0.765	72.65	13:32:16.853
3 -	1:47.604 (1)		73.16	13:34:04.457
4 -	1:48.042 (3)	0.438	72.87	13:35:52.499
5 -	1:48.845	1.241	72.33	13:37:41.344
6 -	1:47.815 (2)	0.211	73.02	13:39:29.159
7 -	1:48.934	1.330	72.27	13:41:18.093
8 -	1:49.334	1.730	72.01	13:43:07.427
9 -	1:48.378	0.774	72.64	13:44:55.805

P7 24 Simon WATERFALL				
LAP	LAP TIME	DIFF	MPH	TIME OF DAY
1 -	2:00.619	13.131	65.27	13:30:29.777
2 -	1:48.043 (3)	0.555	72.87	13:32:17.820
3 -	1:47.488 (1)		73.24	13:34:05.308
4 -	1:48.080	0.592	72.84	13:35:53.388
5 -	1:48.667	1.179	72.45	13:37:42.055
6 -	1:48.026 (2)	0.538	72.88	13:39:30.081
7 -	1:48.556	1.068	72.52	13:41:18.637
8 -	1:49.050	1.562	72.19	13:43:07.687
9 -	1:48.694	1.206	72.43	13:44:56.381

P8 28 Jake PAICE				
LAP	LAP TIME	DIFF	MPH	TIME OF DAY
1 -	1:59.839	12.116	65.69	13:30:28.997
2 -	1:48.198	0.475	72.76	13:32:17.195
3 -	1:47.723 (1)		73.08	13:34:04.918
4 -	1:48.060 (3)	0.337	72.85	13:35:52.978
5 -	1:49.768	2.045	71.72	13:37:42.746
6 -	1:47.732 (2)	0.009	73.08	13:39:30.478
7 -	1:48.423	0.700	72.61	13:41:18.901
8 -	1:49.214	1.491	72.08	13:43:08.115
9 -	1:48.926	1.203	72.28	13:44:57.041

P9 99 Russell HALLEY				
LAP	LAP TIME	DIFF	MPH	TIME OF DAY
1 -	1:58.523	10.598	66.42	13:30:27.681
2 -	1:48.265	0.340	72.72	13:32:15.946
3 -	1:48.041 (2)	0.116	72.87	13:34:03.987
4 -	1:48.205 (3)	0.280	72.76	13:35:52.192
5 -	1:49.468	1.543	71.92	13:37:41.660
6 -	1:47.925 (1)		72.95	13:39:29.585
7 -	1:49.966	2.041	71.59	13:41:19.551
8 -	1:48.999	1.074	72.23	13:43:08.550
9 -	1:48.700	0.775	72.43	13:44:57.250

P10 178 Kevin DENGATE				
LAP	LAP TIME	DIFF	MPH	TIME OF DAY
1 -	1:58.224	10.175	66.59	13:30:27.382
2 -	1:48.277 (3)	0.228	72.71	13:32:15.659
3 -	1:48.049 (1)		72.86	13:34:03.708
4 -	1:48.066 (2)	0.017	72.85	13:35:51.774
5 -	1:48.331	0.282	72.67	13:37:40.105
6 -	1:48.520	0.471	72.55	13:39:28.625
7 -	1:48.962	0.913	72.25	13:41:17.587
8 -	1:51.845	3.796	70.39	13:43:09.432
9 -	1:49.008	0.959	72.22	13:44:58.440

Downforce Radio Mazda MX-5 Clubman Championship

RACE 1 - LAP ANALYSIS

DIFF = Difference To Personal Best Lap

P11 848 Matthew CROZIER				
LAP	LAP TIME	DIFF	MPH	TIME OF DAY
1 -	2:01.362	12.907	64.87	13:30:30.520
2 -	1:49.392	0.937	71.97	13:32:19.912
3 -	1:48.684	0.229	72.44	13:34:08.596
4 -	1:48.455 (1)		72.59	13:35:57.051
5 -	1:48.642 (3)	0.187	72.46	13:37:45.693
6 -	1:49.207	0.752	72.09	13:39:34.900
7 -	1:48.870	0.415	72.31	13:41:23.770
8 -	1:49.438	0.983	71.94	13:43:13.208
9 -	1:48.553 (2)	0.098	72.52	13:45:01.761

P12 3 Jordan HEAD				
LAP	LAP TIME	DIFF	MPH	TIME OF DAY
1 -	2:02.658	14.256	64.18	13:30:31.816
2 -	1:49.693	1.291	71.77	13:32:21.509
3 -	1:48.770	0.368	72.38	13:34:10.279
4 -	1:48.756 (3)	0.354	72.39	13:35:59.035
5 -	1:48.578 (2)	0.176	72.51	13:37:47.613
6 -	1:48.838	0.436	72.33	13:39:36.451
7 -	1:48.402 (1)		72.62	13:41:24.853
8 -	1:49.285	0.883	72.04	13:43:14.138
9 -	1:49.140	0.738	72.13	13:45:03.278

P13 17 Pete SMITH				
LAP	LAP TIME	DIFF	MPH	TIME OF DAY
1 -	2:02.268	13.348	64.39	13:30:31.426
2 -	1:49.369	0.449	71.98	13:32:20.795
3 -	1:49.033 (2)	0.113	72.20	13:34:09.828
4 -	1:48.920 (1)		72.28	13:35:58.748
5 -	1:49.599	0.679	71.83	13:37:48.347
6 -	1:49.315	0.395	72.02	13:39:37.662
7 -	1:49.063 (3)	0.143	72.18	13:41:26.725
8 -	1:49.199	0.279	72.09	13:43:15.924
9 -	1:49.970	1.050	71.59	13:45:05.894

P14 20 Christian DANN				
LAP	LAP TIME	DIFF	MPH	TIME OF DAY
1 -	1:57.749	9.597	66.86	13:30:26.907
2 -	1:48.240 (3)	0.088	72.73	13:32:15.147
3 -	1:48.202 (2)	0.050	72.76	13:34:03.349
4 -	1:48.152 (1)		72.79	13:35:51.501
5 -	1:48.355	0.203	72.66	13:37:39.856
6 -	1:48.504	0.352	72.56	13:39:28.360
7 -	1:48.957	0.805	72.25	13:41:17.317
8 -	1:53.572	5.420	69.32	13:43:10.889
9 -	1:58.714	10.562	66.32	13:45:09.603

P15 73 Adam LAWRENCE				
LAP	LAP TIME	DIFF	MPH	TIME OF DAY
1 -	2:03.546	14.766	63.72	13:30:32.704
2 -	1:50.886	2.106	71.00	13:32:23.590
3 -	1:51.298	2.518	70.73	13:34:14.888
4 -	1:49.790	1.010	71.71	13:36:04.678
5 -	1:49.933	1.153	71.61	13:37:54.611
6 -	1:48.780 (1)		72.37	13:39:43.391
7 -	1:49.720	0.940	71.75	13:41:33.111
8 -	1:49.584 (3)	0.804	71.84	13:43:22.695
9 -	1:49.053 (2)	0.273	72.19	13:45:11.748

DIFF = Difference To Personal Best Lap

P16 63 Thomas GREENWOOD				
LAP	LAP TIME	DIFF	MPH	TIME OF DAY
1 -	2:04.410	14.675	63.28	13:30:33.568
2 -	1:50.674	0.939	71.13	13:32:24.242
3 -	1:51.263	1.528	70.76	13:34:15.505
4 -	1:50.930	1.195	70.97	13:36:06.435
5 -	1:50.029 (3)	0.294	71.55	13:37:56.464
6 -	1:50.028 (2)	0.293	71.55	13:39:46.492
7 -	1:49.735 (1)		71.74	13:41:36.227
8 -	1:50.121	0.386	71.49	13:43:26.348
9 -	1:50.376	0.641	71.33	13:45:16.724

P17 264 William BREAME				
LAP	LAP TIME	DIFF	MPH	TIME OF DAY
1 -	2:04.913	15.065	63.02	13:30:34.071
2 -	1:50.854	1.006	71.02	13:32:24.925
3 -	1:51.084	1.236	70.87	13:34:16.009
4 -	1:51.125	1.277	70.84	13:36:07.134
5 -	1:49.983 (2)	0.135	71.58	13:37:57.117
6 -	1:50.057 (3)	0.209	71.53	13:39:47.174
7 -	1:49.848 (1)		71.67	13:41:37.022
8 -	1:50.384	0.536	71.32	13:43:27.406
9 -	1:50.414	0.566	71.30	13:45:17.820

P18 66 David SCOLLER				
LAP	LAP TIME	DIFF	MPH	TIME OF DAY
1 -	2:06.582	14.800	62.19	13:30:35.740
2 -	1:52.814	1.032	69.78	13:32:28.554
3 -	1:53.495	1.713	69.37	13:34:22.049
4 -	1:53.139	1.357	69.58	13:36:15.188
5 -	1:52.571 (3)	0.789	69.93	13:38:07.759
6 -	1:52.555 (2)	0.773	69.94	13:40:00.314
7 -	1:51.782 (1)		70.43	13:41:52.096
8 -	1:52.839	1.057	69.77	13:43:44.935
9 -	1:52.969	1.187	69.69	13:45:37.904

P19 59 Kevin BIRD				
LAP	LAP TIME	DIFF	MPH	TIME OF DAY
1 -	2:01.175	13.243	64.97	13:30:30.333
2 -	1:48.303	0.371	72.69	13:32:18.636
3 -	1:48.712	0.780	72.42	13:34:07.348
4 -	1:48.726	0.794	72.41	13:35:56.074
5 -	1:48.184 (3)	0.252	72.77	13:37:44.258
6 -	1:47.932 (1)		72.94	13:39:32.190
7 -	1:48.027 (2)	0.095	72.88	13:41:20.217

P20 47 Thomas (Tom) HYDE				
LAP	LAP TIME	DIFF	MPH	TIME OF DAY
1 -	2:07.472	16.782	61.76	13:30:36.630
2 -	1:52.310	1.620	70.10	13:32:28.940
3 -	1:51.515 (3)	0.825	70.60	13:34:20.455
4 -	1:51.741	1.051	70.45	13:36:12.196
5 -	1:50.690 (1)		71.12	13:38:02.886
6 -	1:50.909 (2)	0.219	70.98	13:39:53.795

Downforce Radio Mazda MX-5 Clubman Championship

RACE 1 - LAP CHART

LAP 1 @ 13:30:23.459			LAP 2 @ 13:32:10.462			LAP 3 @ 13:33:57.315			LAP 4 @ 13:35:43.945			LAP 5 @ 13:37:31.119		
NO	BEHIND	LAP TIME	NO	BEHIND	LAP TIME	NO	BEHIND	LAP TIME	NO	BEHIND	LAP TIME	NO	BEHIND	LAP TIME
11		1:54.301	11		1:47.003	11		1:46.853	11		1:46.630	11		1:47.174
9	1.151	1:55.452	9	1.706	1:47.558	8	1.229	1:46.170	8	0.541	1:45.942	8	0.239	1:46.872
8	2.420	1:56.721	8	1.912	1:46.495	9	2.878	1:48.025	6	5.049	1:48.552	6	5.401	1:47.526
23	2.677	1:56.978	6	3.072	1:46.880	6	3.127	1:46.908	9	5.831	1:49.583	9	6.514	1:47.857
6	3.195	1:57.496	23	3.868	1:48.194	23	4.792	1:47.777	23	6.178	1:48.016	23	7.020	1:48.016
20	3.448	1:57.749	20	4.685	1:48.240	20	6.034	1:48.202	20	7.556	1:48.152	20	8.737	1:48.355
178	3.923	1:58.224	178	5.197	1:48.277	178	6.393	1:48.049	178	7.829	1:48.066	178	8.986	1:48.331
99	4.222	1:58.523	99	5.484	1:48.265	99	6.672	1:48.041	99	8.247	1:48.205	128	10.225	1:48.845
128	5.025	1:59.326	128	6.391	1:48.369	128	7.142	1:47.604	128	8.554	1:48.042	99	10.541	1:49.468
28	5.538	1:59.839	28	6.733	1:48.198	28	7.603	1:47.723	28	9.033	1:48.060	24	10.936	1:48.667
24	6.318	2:00.619	24	7.358	1:48.043	24	7.993	1:47.488	24	9.443	1:48.080	28	11.627	1:49.768
59	6.874	2:01.175	59	8.174	1:48.303	59	10.033	1:48.712	59	12.129	1:48.726	59	13.139	1:48.184
848	7.061	2:01.362	848	9.450	1:49.392	848	11.281	1:48.684	848	13.106	1:48.455	848	14.574	1:48.642
17	7.967	2:02.268	17	10.333	1:49.369	17	12.513	1:49.033	17	14.803	1:48.920	3	16.494	1:48.578
3	8.357	2:02.658	3	11.047	1:49.693	3	12.964	1:48.770	3	15.090	1:48.756	17	17.228	1:49.599
73	9.245	2:03.546	73	13.128	1:50.886	73	17.573	1:51.298	73	20.733	1:49.790	73	23.492	1:49.933
63	10.109	2:04.410	63	13.780	1:50.674	63	18.190	1:51.263	63	22.490	1:50.930	63	25.345	1:50.029
264	10.612	2:04.913	264	14.463	1:50.854	264	18.694	1:51.084	264	23.189	1:51.125	264	25.998	1:49.983
66	12.281	2:06.582	66	18.092	1:52.814	47	23.140	1:51.515	47	28.251	1:51.741	47	31.767	1:50.690
47	13.171	2:07.472	47	18.478	1:52.310	66	24.734	1:53.495	66	31.243	1:53.139	66	36.640	1:52.571

Downforce Radio Mazda MX-5 Clubman Championship

RACE 1 - LAP CHART

LAP 6 @ 13:39:18.292			LAP 7 @ 13:41:05.256			LAP 8 @ 13:42:52.274			LAP 9 @ 13:44:38.670		
NO	BEHIND	LAP TIME	NO	BEHIND	LAP TIME	NO	BEHIND	LAP TIME	NO	BEHIND	LAP TIME
11		1:47.173	11		1:46.964	8		1:46.735	8		1:46.396
8	0.331	1:47.265	8	0.283	1:46.916	11	0.640	1:47.658	11	0.392	1:46.148
6	5.729	1:47.501	9	7.049	1:47.613	9	8.162	1:48.131	9	10.395	1:48.629
9	6.400	1:47.059	23	7.473	1:47.434	23	9.808	1:49.353	6	10.583	1:47.137
23	7.003	1:47.156	6	8.925	1:50.160	6	9.842	1:47.935	23	11.141	1:47.729
20	10.068	1:48.504	20	12.061	1:48.957	128	15.153	1:49.334	128	17.135	1:48.378
178	10.333	1:48.520	178	12.331	1:48.962	24	15.413	1:49.050	24	17.711	1:48.694
128	10.867	1:47.815	128	12.837	1:48.934	28	15.841	1:49.214	28	18.371	1:48.926
99	11.293	1:47.925	24	13.381	1:48.556	99	16.276	1:48.999	99	18.580	1:48.700
24	11.789	1:48.026	28	13.645	1:48.423	178	17.158	1:51.845	178	19.770	1:49.008
28	12.186	1:47.732	99	14.295	1:49.966	20	18.615	1:53.572	848	23.091	1:48.553
59	13.898	1:47.932	59	14.961	1:48.027	848	20.934	1:49.438	3	24.608	1:49.140
848	16.608	1:49.207	848	18.514	1:48.870	3	21.864	1:49.285	17	27.224	1:49.970
3	18.159	1:48.838	3	19.597	1:48.402	17	23.650	1:49.199	20	30.933	1:58.714
17	19.370	1:49.315	17	21.469	1:49.063	73	30.421	1:49.584	73	33.078	1:49.053
73	25.099	1:48.780	73	27.855	1:49.720	63	34.074	1:50.121	63	38.054	1:50.376
63	28.200	1:50.028	63	30.971	1:49.735	264	35.132	1:50.384	264	39.150	1:50.414
264	28.882	1:50.057	264	31.766	1:49.848	66	52.661	1:52.839	66	59.234	1:52.969
47	35.503	1:50.909	66	46.840	1:51.782						
66	42.022	1:52.555									

Downforce Radio Mazda MX-5 Clubman Championship

RACE 1 - POSITION CHART

No	Name	Lap Pos										
			1	2	3	4	5	6	7	8	9	
8	DEANE	1	11	11	11	11	11	11	11	11	8	8
11	GREENSMITH	2	9	9	8	8	8	8	8	8	11	11
6	WARRY	3	8	8	9	6	6	6	6	9	9	9
9	TURNER	4	23	6	6	9	9	9	9	23	23	6
23	TOLLEY	5	6	23	23	23	23	23	23	6	6	23
99	HALLEY	6	20	20	20	20	20	20	20	20	128	128
20	DANN	7	178	178	178	178	178	178	178	178	24	24
178	DENGATE	8	99	99	99	99	128	128	128	128	28	28
28	PAICE	9	128	128	128	128	99	99	99	24	99	99
128	PAICE	10	28	28	28	28	24	24	24	28	178	178
59	BIRD	11	24	24	24	24	28	28	99	99	20	848
24	WATERFALL	12	59	59	59	59	59	59	59	59	848	3
848	CROZIER	13	848	848	848	848	848	848	848	848	3	17
3	HEAD	14	17	17	17	17	3	3	3	3	17	20
17	SMITH	15	3	3	3	3	17	17	17	17	73	73
63	GREENWOOD	16	73	73	73	73	73	73	73	73	63	63
73	LAWRENCE	17	63	63	63	63	63	63	63	63	264	264
264	BREAME	18	264	264	264	264	264	264	264	264	66	66
66	PRIVETT	19	66	66	47	47	47	47	47	66		
47	HYDE	20	47	47	66	66	66	66				
65	WILLIAMS	21										
66	SCOULLER	22										
122	GREENSMITH	23										

Downforce Radio Mazda MX-5 Clubman Championship

RACE 1 - STATISTICS

Competitors Started 22
Planned Start 2024-08-10 @ 13:25:00.000
Actual Start 2024-08-10 @ 13:28:29.157
Finish Time 2024-08-10 @ 13:44:37.561
Track Length 2.1869mi.
Total Laps 175
Total Distance Covered 382.7249mi.

Session Fastest Lap History

NO	CL	NAME	LAP TIME	TIME OF DAY	LAP	VEHICLE
11	M	Jonathan GREENSMITH	1:54.301	13:30:23.479	1	Mazda MX-5 Mk1
11	M	Jonathan GREENSMITH	1:47.003	13:32:10.481	2	Mazda MX-5 Mk1
8		Harry DEANE	1:46.495	13:32:12.393	2	Mazda MX-5 Mk1
8		Harry DEANE	1:46.170	13:33:58.564	3	Mazda MX-5 Mk1
8		Harry DEANE	1:45.942	13:35:44.506	4	Mazda MX-5 Mk1

Session Leader History

NO	CL	NAME	FROM LAP	LAPS LED	DISTANCE	VEHICLE
11	M	Jonathan GREENSMITH	1	7	15.30 miles	Mazda MX-5 Mk1
8		Harry DEANE	8	2	4.37 miles	Mazda MX-5 Mk1

Flag History

TYPE	TIME OF DAY
GREEN	13:28:29.157
FINISH	13:44:37.561

Flag Statistics

TYPE	COUNT	TOTAL LAPS	TOTAL TIME
Green	1	9	17:25.594
Red	0	0	0.000
Safety Car	0	0	0.000
FCY	0	0	0.000

Downforce Radio Mazda MX-5 Clubman Championship

RACE 1 - STATISTICS

CLASS :

12 Starters

Fastest Lap History

NO	NAME	LAP TIME	TIME OF DAY	LAP	VEHICLE
9	Jamie TURNER	1:55.452	13:30:24.628	1	Mazda MX-5 Mk1
9	Jamie TURNER	1:47.558	13:32:12.186	2	Mazda MX-5 Mk1
8	Harry DEANE	1:46.495	13:32:12.393	2	Mazda MX-5 Mk1
8	Harry DEANE	1:46.170	13:33:58.564	3	Mazda MX-5 Mk1
8	Harry DEANE	1:45.942	13:35:44.506	4	Mazda MX-5 Mk1

Leader History

NO	NAME	FROM LAP	LAPS LED	DISTANCE	VEHICLE
9	Jamie TURNER	1	2	4.37 miles	Mazda MX-5 Mk1
8	Harry DEANE	3	7	15.30 miles	Mazda MX-5 Mk1

Downforce Radio Mazda MX-5 Clubman Championship

RACE 1 - STATISTICS

CLASS : M

7 Starters

Fastest Lap History

NO	NAME	LAP TIME	TIME OF DAY	LAP	VEHICLE
11	Jonathan GREENSMITH	1:54.301	13:30:23.479	1	Mazda MX-5 Mk1
11	Jonathan GREENSMITH	1:47.003	13:32:10.481	2	Mazda MX-5 Mk1
11	Jonathan GREENSMITH	1:46.853	13:33:57.335	3	Mazda MX-5 Mk1
11	Jonathan GREENSMITH	1:46.630	13:35:43.965	4	Mazda MX-5 Mk1
11	Jonathan GREENSMITH	1:46.148	13:44:39.082	9	Mazda MX-5 Mk1

Leader History

NO	NAME	FROM LAP	LAPS LED	DISTANCE	VEHICLE
11	Jonathan GREENSMITH	1	9	19.68 miles	Mazda MX-5 Mk1

Downforce Radio Mazda MX-5 Clubman Championship

RACE 1 - STATISTICS

CLASS : (G)

2 Starters

Fastest Lap History

NO	NAME	LAP TIME	TIME OF DAY	LAP	VEHICLE
59	Kevin BIRD	2:01.175	13:30:30.352	1	Mazda MX-5 Mk1
59	Kevin BIRD	1:48.303	13:32:18.653	2	Mazda MX-5 Mk1
59	Kevin BIRD	1:48.184	13:37:44.275	5	Mazda MX-5 Mk1
59	Kevin BIRD	1:47.932	13:39:32.207	6	Mazda MX-5 Mk1

Leader History

NO	NAME	FROM LAP	LAPS LED	DISTANCE	VEHICLE
59	Kevin BIRD	1	7	15.30 miles	Mazda MX-5 Mk1

Downforce Radio Mazda MX-5 Clubman Championship

RACE 1 - STATISTICS

CLASS : M (G)

1 Starters

Fastest Lap History

NO	NAME	LAP TIME	TIME OF DAY	LAP	VEHICLE
178	Kevin DENGATE	1:58.224	13:30:27.401	1	Mazda MX-5 Mk1
178	Kevin DENGATE	1:48.277	13:32:15.677	2	Mazda MX-5 Mk1
178	Kevin DENGATE	1:48.049	13:34:03.727	3	Mazda MX-5 Mk1


Leader History

NO	NAME	FROM LAP	LAPS LED	DISTANCE	VEHICLE
178	Kevin DENGATE	1	9	19.68 miles	Mazda MX-5 Mk1

Downforce Radio Mazda MX-5 Clubman Championship
RACE 9 - GRID (15 minutes)




ROW 11	22	122 Robert GREENSMITH	21	65 Peter WILLIAMS
ROW 10	20	47 Thomas (Tom) HYDE	19	59 Kevin BIRD
ROW 9	18	66 David SCOLLER	17	264 William BREAME
ROW 8	16	63 Thomas GREENWOOD	15	73 Adam LAWRENCE
ROW 7	14	20 Christian DANN	13	17 Pete SMITH
ROW 6	12	3 Jordan HEAD	11	848 Matthew CROZIER
ROW 5	10	178 Kevin DENGATE	9	99 Russell HALLEY
ROW 4	8	28 Jake PAICE	7	24 Simon WATERFALL
ROW 3	6	128 Del PAICE	5	23 Martin TOLLEY
ROW 2	4	6 Jack WARRY	3	9 Jamie TURNER
ROW 1	2	11 Jonathan GREENSMITH	1	8 Harry DEANE Pole



These results are provisional until the conclusion of any judicial and technical matters.

Cadwell Park : 2.1869 miles

Clerk Of Course: Paul Levitt	Stewards:	Timekeeper: Stewart Burr	
------------------------------	-----------	--------------------------	---

Results can be found at www.tsl-timing.com

Printed - 13:48 Saturday, 10 August 2024

Downforce Radio Mazda MX-5 Clubman Championship

RACE 9 - CLASSIFICATION - AMENDED 2



Race Distance: 9 Laps / 19.68 miles

POS	NO	CL	PIC	NAME	ENTRY	LAPS	TIME	GAP	DIFF	MPH	BEST	ON	GRD	↑↓
1	8		1	Harry DEANE	Mazda MX-5 Mk1	9	16:10.406			73.01	1:45.913	4	1	0
2	11	M	1	Jonathan GREENSMITH	Mazda MX-5 Mk1	9	16:10.770	0.364	0.364	72.99	1:46.736	6	2	0
3	6		2	Jack WARRY	Mazda MX-5 Mk1	9	16:11.272	0.866	0.502	72.95	1:46.383	3	4	1
4	28		3	Jake PAICE	Mazda MX-5 Mk1	9	16:24.094	13.688	12.822	72.00	1:47.344	4	8	4
5	20	M	2	Christian DANN	Mazda MX-5 Mk1	9	16:27.472	17.066	3.378	71.75	1:47.729	2	14	9
6	128	M	3	Del PAICE	Mazda MX-5 Mk1	9	16:28.383	17.977	0.911	71.69	1:47.438	4	6	0
7	24		4	Simon WATERFALL	Mazda MX-5 Mk1	9	16:30.272	19.866	1.889	71.55	1:48.274	4	7	0
8	9		5	Jamie TURNER	Mazda MX-5 Mk1	9	16:30.492	20.086	0.220	71.53	1:47.126	2	3	-5
9	23*	M	4	Martin TOLLEY	Mazda MX-5 Mk1	9	16:22.327			72.13	1:47.062	5	5	-4
10	3		6	Jordan HEAD	Mazda MX-5 Mk1	9	16:31.059	20.653		71.49	1:48.292	3	12	2
11	848		7	Matthew CROZIER	Mazda MX-5 Mk1	9	16:31.592	21.186	0.533	71.45	1:47.808	4	11	0
12	17*		8	Pete SMITH	Mazda MX-5 Mk1	9	16:32.576	22.170	0.984	71.38	1:47.819	4	13	1
13	59	(G)	1	Kevin BIRD	Mazda MX-5 Mk1	9	16:33.045	22.639	0.469	71.35	1:47.964	8	19	6
14	99		9	Russell HALLEY	Mazda MX-5 Mk1	9	16:37.185	26.779	4.140	71.05	1:48.190	4	9	-5
15	264		10	William BREAME	Mazda MX-5 Mk1	9	16:44.670	34.264	7.485	70.52	1:49.358	3	17	2
16	73		11	Adam LAWRENCE	Mazda MX-5 Mk1	9	16:58.949	48.543	14.279	69.54	1:48.766	5	15	-1
17	47	(G)	2	Thomas (Tom) HYDE	Mazda MX-5 Mk1	9	17:10.235	59.829	11.286	68.77	1:51.863	7	20	3
18	66	M	5	David SCOLLER	Mazda MX-5 Mk1	9	17:10.520	1:00.114	0.285	68.76	1:52.350	9	18	0
19	63		12	Thomas GREENWOOD	Mazda MX-5 Mk1	9	17:26.677	1:16.271	16.157	67.69	1:50.195	4	16	-3

NOT CLASSIFIED

DNF	122	M		Robert GREENSMITH	Mazda MX-5 Mk1	6	11:04.431	3 Laps	3 Laps	71.09	1:47.629	3	22	
DNF	178	M(G)		Kevin DENGATE	Mazda MX-5 Mk1	0							10	

NOT STARTED

NS	65	M		Peter WILLIAMS	Mazda MX-5 Mk1									21
----	----	---	--	----------------	----------------	--	--	--	--	--	--	--	--	----

FASTEST LAP

	8			Harry DEANE	Mazda MX-5 Mk1	4	1:45.913			74.33 mph				119.63 kph
	11	M		Jonathan GREENSMITH	Mazda MX-5 Mk1	6	1:46.736			73.76 mph				118.71 kph
	59	(G)		Kevin BIRD	Mazda MX-5 Mk1	8	1:47.964			72.92 mph				117.36 kph

Comments:

*No. 23 - 5 place position penalty applied for causing a collision Q12.21.4


*No. 17 - reinstated in the results at the discretion of the Timekeepers

Weather / Track : Bright / Dry

These results are provisional until the conclusion of any judicial and technical matters.

Date: 10/08/2024 Start: 18:16 Finish: 18:33

Cadwell Park : 2.1869 miles

Clerk Of Course: Paul Levitt	Stewards:	Timekeeper: Stewart Burr	
------------------------------	-----------	--------------------------	---

Results can be found at www.tsl-timing.com

Printed - 19:38 Saturday, 10 August 2024

Downforce Radio Mazda MX-5 Clubman Championship

RACE 9 - LAP ANALYSIS

DIFF = Difference To Personal Best Lap

P1 8 Harry DEANE				
LAP	LAP TIME	DIFF	MPH	TIME OF DAY
1 -	1:57.922	12.009	66.76	18:18:55.338
2 -	1:47.408	1.495	73.30	18:20:42.746
3 -	1:46.698	0.785	73.78	18:22:29.444
4 -	1:45.913 (1)		74.33	18:24:15.357
5 -	1:45.927 (2)	0.014	74.32	18:26:01.284
6 -	1:46.389	0.476	74.00	18:27:47.673
7 -	1:47.028	1.115	73.56	18:29:34.701
8 -	1:46.268 (3)	0.355	74.08	18:31:20.969
9 -	1:46.853	0.940	73.68	18:33:07.822

P2 11 Jonathan GREENSMITH				
LAP	LAP TIME	DIFF	MPH	TIME OF DAY
1 -	1:54.960	8.224	68.48	18:18:52.376
2 -	1:46.860 (3)	0.124	73.67	18:20:39.236
3 -	1:47.110	0.374	73.50	18:22:26.346
4 -	1:47.028	0.292	73.56	18:24:13.374
5 -	1:47.360	0.624	73.33	18:26:00.734
6 -	1:46.736 (1)		73.76	18:27:47.470
7 -	1:46.862	0.126	73.67	18:29:34.332
8 -	1:47.101	0.365	73.51	18:31:21.433
9 -	1:46.753 (2)	0.017	73.75	18:33:08.186

P3 6 Jack WARRY				
LAP	LAP TIME	DIFF	MPH	TIME OF DAY
1 -	1:56.159	9.776	67.77	18:18:53.575
2 -	1:46.769 (3)	0.386	73.74	18:20:40.344
3 -	1:46.383 (1)		74.00	18:22:26.727
4 -	1:46.879	0.496	73.66	18:24:13.606
5 -	1:47.486	1.103	73.24	18:26:01.092
6 -	1:47.044	0.661	73.55	18:27:48.136
7 -	1:47.026	0.643	73.56	18:29:35.162
8 -	1:46.881	0.498	73.66	18:31:22.043
9 -	1:46.645 (2)	0.262	73.82	18:33:08.688

P4 28 Jake PAICE				
LAP	LAP TIME	DIFF	MPH	TIME OF DAY
1 -	1:59.157	11.813	66.07	18:18:56.573
2 -	1:47.839	0.495	73.00	18:20:44.412
3 -	1:47.430 (3)	0.086	73.28	18:22:31.842
4 -	1:47.344 (1)		73.34	18:24:19.186
5 -	1:47.752	0.408	73.06	18:26:06.938
6 -	1:47.693	0.349	73.10	18:27:54.631
7 -	1:48.060	0.716	72.85	18:29:42.691
8 -	1:47.391 (2)	0.047	73.31	18:31:30.082
9 -	1:51.428	4.084	70.65	18:33:21.510

P5 20 Christian DANN				
LAP	LAP TIME	DIFF	MPH	TIME OF DAY
1 -	2:00.453	12.724	65.36	18:18:57.869
2 -	1:47.729 (1)		73.08	18:20:45.598
3 -	1:48.037 (2)	0.308	72.87	18:22:33.635
4 -	1:48.152	0.423	72.79	18:24:21.787
5 -	1:49.183	1.454	72.11	18:26:10.970
6 -	1:48.108 (3)	0.379	72.82	18:27:59.078
7 -	1:48.233	0.504	72.74	18:29:47.311
8 -	1:48.146	0.417	72.80	18:31:35.457
9 -	1:49.431	1.702	71.94	18:33:24.888

DIFF = Difference To Personal Best Lap

P6 128 Del PAICE				
LAP	LAP TIME	DIFF	MPH	TIME OF DAY
1 -	2:00.679	13.241	65.24	18:18:58.095
2 -	1:48.688	1.250	72.43	18:20:46.783
3 -	1:48.519	1.081	72.55	18:22:35.302
4 -	1:47.438 (1)		73.28	18:24:22.740
5 -	1:49.384	1.946	71.97	18:26:12.124
6 -	1:48.773	1.335	72.38	18:28:00.897
7 -	1:47.868 (2)	0.430	72.98	18:29:48.765
8 -	1:48.113 (3)	0.675	72.82	18:31:36.878
9 -	1:48.921	1.483	72.28	18:33:25.799

P7 24 Simon WATERFALL				
LAP	LAP TIME	DIFF	MPH	TIME OF DAY
1 -	1:57.751	9.477	66.86	18:18:55.167
2 -	1:49.644	1.370	71.80	18:20:44.811
3 -	1:48.286 (2)	0.012	72.70	18:22:33.097
4 -	1:48.274 (1)		72.71	18:24:21.371
5 -	1:50.078	1.804	71.52	18:26:11.449
6 -	1:48.651	0.377	72.46	18:28:00.100
7 -	1:48.397 (3)	0.123	72.63	18:29:48.497
8 -	1:48.805	0.531	72.36	18:31:37.302
9 -	1:50.386	2.112	71.32	18:33:27.688

P8 9 Jamie TURNER				
LAP	LAP TIME	DIFF	MPH	TIME OF DAY
1 -	1:57.021	9.895	67.27	18:18:54.437
2 -	1:47.126 (1)		73.49	18:20:41.563
3 -	1:47.703 (3)	0.577	73.10	18:22:29.266
4 -	1:48.005	0.879	72.89	18:24:17.271
5 -	1:47.622 (2)	0.496	73.15	18:26:04.893
6 -	1:47.818	0.692	73.02	18:27:52.711
7 -	1:48.258	1.132	72.72	18:29:40.969
8 -	1:48.310	1.184	72.69	18:31:29.279
9 -	1:58.629	11.503	66.36	18:33:27.908

P9 23 Martin TOLLEY				
LAP	LAP TIME	DIFF	MPH	TIME OF DAY
1 -	1:58.753	11.691	66.29	18:18:56.169
2 -	1:47.853	0.791	72.99	18:20:44.022
3 -	1:47.190 (2)	0.128	73.45	18:22:31.212
4 -	1:47.211 (3)	0.149	73.43	18:24:18.423
5 -	1:47.062 (1)		73.53	18:26:05.485
6 -	1:47.464	0.402	73.26	18:27:52.949
7 -	1:48.231	1.169	72.74	18:29:41.180
8 -	1:48.324	1.262	72.68	18:31:29.504
9 -	1:50.239	3.177	71.41	18:33:19.743

P10 3 Jordan HEAD				
LAP	LAP TIME	DIFF	MPH	TIME OF DAY
1 -	1:59.988	11.696	65.61	18:18:57.404
2 -	1:49.183	0.891	72.11	18:20:46.587
3 -	1:48.292 (1)		72.70	18:22:34.879
4 -	1:48.630	0.338	72.47	18:24:23.509
5 -	1:49.743	1.451	71.74	18:26:13.252
6 -	1:48.420 (2)	0.128	72.61	18:28:01.672
7 -	1:48.574	0.282	72.51	18:29:50.246
8 -	1:48.421 (3)	0.129	72.61	18:31:38.667
9 -	1:49.808	1.516	71.69	18:33:28.475

Downforce Radio Mazda MX-5 Clubman Championship

RACE 9 - LAP ANALYSIS

DIFF = Difference To Personal Best Lap

P11 848 Matthew CROZIER				
LAP	LAP TIME	DIFF	MPH	TIME OF DAY
1 -	2:02.340	14.532	64.35	18:18:59.756
2 -	1:48.756	0.948	72.39	18:20:48.512
3 -	1:48.410 (3)	0.602	72.62	18:22:36.922
4 -	1:47.808 (1)		73.02	18:24:24.730
5 -	1:48.964	1.156	72.25	18:26:13.694
6 -	1:48.999	1.191	72.23	18:28:02.693
7 -	1:48.680	0.872	72.44	18:29:51.373
8 -	1:48.322 (2)	0.514	72.68	18:31:39.695
9 -	1:49.313	1.505	72.02	18:33:29.008

P12 17 Pete SMITH				
LAP	LAP TIME	DIFF	MPH	TIME OF DAY
1 -	2:03.563	15.744	63.71	18:19:00.979
2 -	1:48.884	1.065	72.30	18:20:49.863
3 -	1:48.049 (2)	0.230	72.86	18:22:37.912
4 -	1:47.819 (1)		73.02	18:24:25.731
5 -	1:48.763	0.944	72.38	18:26:14.494
6 -	1:49.208	1.389	72.09	18:28:03.702
7 -	1:49.108	1.289	72.15	18:29:52.810
8 -	1:48.352 (3)	0.533	72.66	18:31:41.162
9 -	1:48.830	1.011	72.34	18:33:29.992

P13 59 Kevin BIRD				
LAP	LAP TIME	DIFF	MPH	TIME OF DAY
1 -	2:03.749	15.785	63.62	18:19:01.165
2 -	1:49.180	1.216	72.11	18:20:50.345
3 -	1:48.675 (3)	0.711	72.44	18:22:39.020
4 -	1:48.056 (2)	0.092	72.86	18:24:27.076
5 -	1:48.827	0.863	72.34	18:26:15.903
6 -	1:48.828	0.864	72.34	18:28:04.731
7 -	1:48.675 (3)	0.711	72.44	18:29:53.406
8 -	1:47.964 (1)		72.92	18:31:41.370
9 -	1:49.091	1.127	72.17	18:33:30.461

P14 99 Russell HALLEY				
LAP	LAP TIME	DIFF	MPH	TIME OF DAY
1 -	2:01.233	13.043	64.94	18:18:58.649
2 -	1:48.760	0.570	72.39	18:20:47.409
3 -	1:48.320 (3)	0.130	72.68	18:22:35.729
4 -	1:48.190 (1)		72.77	18:24:23.919
5 -	1:48.536	0.346	72.53	18:26:12.455
6 -	1:48.733	0.543	72.40	18:28:01.188
7 -	1:48.206 (2)	0.016	72.76	18:29:49.394
8 -	1:48.324	0.134	72.68	18:31:37.718
9 -	1:56.883	8.693	67.35	18:33:34.601

P15 264 William BREAME				
LAP	LAP TIME	DIFF	MPH	TIME OF DAY
1 -	2:04.175	14.817	63.40	18:19:01.591
2 -	1:50.130	0.772	71.49	18:20:51.721
3 -	1:49.358 (1)		71.99	18:22:41.079
4 -	1:50.180	0.822	71.45	18:24:31.259
5 -	1:49.606 (2)	0.248	71.83	18:26:20.865
6 -	1:49.807	0.449	71.70	18:28:10.672
7 -	1:49.795 (3)	0.437	71.70	18:30:00.467
8 -	1:50.816	1.458	71.04	18:31:51.283
9 -	1:50.803	1.445	71.05	18:33:42.086

DIFF = Difference To Personal Best Lap

P16 73 Adam LAWRENCE				
LAP	LAP TIME	DIFF	MPH	TIME OF DAY
1 -	2:07.355	18.589	61.82	18:19:04.771
2 -	1:49.341 (3)	0.575	72.00	18:20:54.112
3 -	1:49.918	1.152	71.62	18:22:44.030
4 -	1:49.635	0.869	71.81	18:24:33.665
5 -	1:48.766 (1)		72.38	18:26:22.431
6 -	2:05.394	16.628	62.78	18:28:27.825
7 -	1:49.745	0.979	71.74	18:30:17.570
8 -	1:49.498	0.732	71.90	18:32:07.068
9 -	1:49.297 (2)	0.531	72.03	18:33:56.365

P17 47 Thomas (Tom) HYDE				
LAP	LAP TIME	DIFF	MPH	TIME OF DAY
1 -	2:08.090	16.227	61.46	18:19:05.506
2 -	1:52.462	0.599	70.00	18:20:57.968
3 -	1:52.035 (2)	0.172	70.27	18:22:50.003
4 -	1:52.362 (3)	0.499	70.06	18:24:42.365
5 -	1:52.987	1.124	69.68	18:26:35.352
6 -	1:54.811	2.948	68.57	18:28:30.163
7 -	1:51.863 (1)		70.38	18:30:22.026
8 -	1:52.735	0.872	69.83	18:32:14.761
9 -	1:52.890	1.027	69.74	18:34:07.651

P18 66 David SCOLLER				
LAP	LAP TIME	DIFF	MPH	TIME OF DAY
1 -	2:06.143	13.793	62.41	18:19:03.559
2 -	1:52.521 (2)	0.171	69.97	18:20:56.080
3 -	1:53.091	0.741	69.61	18:22:49.171
4 -	1:52.836	0.486	69.77	18:24:42.007
5 -	1:52.553 (3)	0.203	69.95	18:26:34.560
6 -	1:54.917	2.567	68.51	18:28:29.477
7 -	1:53.288	0.938	69.49	18:30:22.765
8 -	1:52.821	0.471	69.78	18:32:15.586
9 -	1:52.350 (1)		70.07	18:34:07.936

P19 63 Thomas GREENWOOD				
LAP	LAP TIME	DIFF	MPH	TIME OF DAY
1 -	2:31.779 P	41.584	51.87	18:19:29.195
2 -	1:57.312	7.117	67.11	18:21:26.507
3 -	1:50.748	0.553	71.09	18:23:17.255
4 -	1:50.195 (1)		71.44	18:25:07.450
5 -	1:50.589 (3)	0.394	71.19	18:26:58.039
6 -	1:52.364	2.169	70.06	18:28:50.403
7 -	1:50.244 (2)	0.049	71.41	18:30:40.647
8 -	1:51.190	0.995	70.80	18:32:31.837
9 -	1:52.256	2.061	70.13	18:34:24.093

P20 122 Robert GREENSMITH				
LAP	LAP TIME	DIFF	MPH	TIME OF DAY
1 -	2:04.392	16.763	63.29	18:19:01.808
2 -	1:48.740	1.111	72.40	18:20:50.548
3 -	1:47.629 (1)		73.15	18:22:38.177
4 -	1:47.761 (2)	0.132	73.06	18:24:25.938
5 -	1:48.049	0.420	72.86	18:26:13.987
6 -	1:47.860 (3)	0.231	72.99	18:28:01.847

Downforce Radio Mazda MX-5 Clubman Championship

RACE 9 - LAP CHART

LAP 1 @ 18:18:52.376			LAP 2 @ 18:20:39.236			LAP 3 @ 18:22:26.346			LAP 4 @ 18:24:13.374			LAP 5 @ 18:26:00.734		
NO	BEHIND	LAP TIME	NO	BEHIND	LAP TIME	NO	BEHIND	LAP TIME	NO	BEHIND	LAP TIME	NO	BEHIND	LAP TIME
11		1:54.960	11		1:46.860	11		1:47.110	11		1:47.028	11		1:47.360
6	1.199	1:56.159	6	1.108	1:46.769	6	0.381	1:46.383	6	0.232	1:46.879	6	0.358	1:47.486
9	2.061	1:57.021	9	2.327	1:47.126	9	2.920	1:47.703	8	1.983	1:45.913	8	0.550	1:45.927
24	2.791	1:57.751	8	3.510	1:47.408	8	3.098	1:46.698	9	3.897	1:48.005	9	4.159	1:47.622
8	2.962	1:57.922	23	4.786	1:47.853	23	4.866	1:47.190	23	5.049	1:47.211	23	4.751	1:47.062
23	3.793	1:58.753	28	5.176	1:47.839	28	5.496	1:47.430	28	5.812	1:47.344	28	6.204	1:47.752
28	4.197	1:59.157	24	5.575	1:49.644	24	6.751	1:48.286	24	7.997	1:48.274	20	10.236	1:49.183
3	5.028	1:59.988	20	6.362	1:47.729	20	7.289	1:48.037	20	8.413	1:48.152	24	10.715	1:50.078
20	5.493	2:00.453	3	7.351	1:49.183	3	8.533	1:48.292	128	9.366	1:47.438	128	11.390	1:49.384
128	5.719	2:00.679	128	7.547	1:48.688	128	8.956	1:48.519	3	10.135	1:48.630	99	11.721	1:48.536
99	6.273	2:01.233	99	8.173	1:48.760	99	9.383	1:48.320	99	10.545	1:48.190	3	12.518	1:49.743
848	7.380	2:02.340	848	9.276	1:48.756	848	10.576	1:48.410	848	11.356	1:47.808	848	12.960	1:48.964
59	8.789	2:03.749	59	11.109	1:49.180	122	11.831	1:47.629	122	12.564	1:47.761	122	13.253	1:48.049
264	9.215	2:04.175	122	11.312	1:48.740	59	12.674	1:48.675	59	13.702	1:48.056	59	15.169	1:48.827
122	9.432	2:04.392	264	12.485	1:50.130	264	14.733	1:49.358	264	17.885	1:50.180	264	20.131	1:49.606
66	11.183	2:06.143	73	14.876	1:49.341	73	17.684	1:49.918	73	20.291	1:49.635	73	21.697	1:48.766
73	12.395	2:07.355	66	16.844	1:52.521	66	22.825	1:53.091	66	28.633	1:52.836	66	33.826	1:52.553
47	13.130	2:08.090	47	18.732	1:52.462	47	23.657	1:52.035	47	28.991	1:52.362	47	34.618	1:52.987
63	36.819	2:31.779 P	63	47.271	1:57.312	63	50.909	1:50.748	63	54.076	1:50.195	63	57.305	1:50.589

Downforce Radio Mazda MX-5 Clubman Championship

RACE 9 - LAP CHART

LAP 6 @ 18:27:47.470			LAP 7 @ 18:29:34.332			LAP 8 @ 18:31:20.969			LAP 9 @ 18:33:07.822		
NO	BEHIND	LAP TIME	NO	BEHIND	LAP TIME	NO	BEHIND	LAP TIME	NO	BEHIND	LAP TIME
11		1:46.736	11		1:46.862	8		1:46.268	8		1:46.853
8	0.203	1:46.389	8	0.369	1:47.028	11	0.464	1:47.101	11	0.364	1:46.753
6	0.666	1:47.044	6	0.830	1:47.026	6	1.074	1:46.881	6	0.866	1:46.645
9	5.241	1:47.818	9	6.637	1:48.258	9	8.310	1:48.310	23	11.921	1:50.239
23	5.479	1:47.464	23	6.848	1:48.231	23	8.535	1:48.324	28	13.688	1:51.428
28	7.161	1:47.693	28	8.359	1:48.060	28	9.113	1:47.391	20	17.066	1:49.431
20	11.608	1:48.108	20	12.979	1:48.233	20	14.488	1:48.146	128	17.977	1:48.921
24	12.630	1:48.651	24	14.165	1:48.397	128	15.909	1:48.113	24	19.866	1:50.386
128	13.427	1:48.773	128	14.433	1:47.868	24	16.333	1:48.805	9	20.086	1:58.629
99	13.718	1:48.733	99	15.062	1:48.206	99	16.749	1:48.324	3	20.653	1:49.808
3	14.202	1:48.420	3	15.914	1:48.574	3	17.698	1:48.421	848	21.186	1:49.313
122	14.377	1:47.860	848	17.041	1:48.680	848	18.726	1:48.322	59	22.639	1:49.091
848	15.223	1:48.999	59	19.074	1:48.675	59	20.401	1:47.964	99	26.779	1:56.883
59	17.261	1:48.828	264	26.135	1:49.795	264	30.314	1:50.816	264	34.264	1:50.803
264	23.202	1:49.807	73	43.238	1:49.745	73	46.099	1:49.498	73	48.543	1:49.297
73	40.355	2:05.394	47	47.694	1:51.863	47	53.792	1:52.735	47	59.829	1:52.890
66	42.007	1:54.917	66	48.433	1:53.288	66	54.617	1:52.821	66	1:00.114	1:52.350
47	42.693	1:54.811	63	1:06.315	1:50.244	63	1:10.868	1:51.190	63	1:16.271	1:52.256
63	1:02.933	1:52.364									

Downforce Radio Mazda MX-5 Clubman Championship

RACE 9 - POSITION CHART

No	Name	Lap Pos										
			1	2	3	4	5	6	7	8	9	
8	DEANE	1	11	11	11	11	11	11	11	11	8	8
11	GREENSMITH	2	6	6	6	6	6	8	8	11	11	
9	TURNER	3	9	9	9	8	8	6	6	6	6	
6	WARRY	4	24	8	8	9	9	9	9	9	23	
23	TOLLEY	5	8	23	23	23	23	23	23	23	23	28
128	PAICE	6	23	28	28	28	28	28	28	28	28	20
24	WATERFALL	7	28	24	24	24	20	20	20	20	128	
28	PAICE	8	3	20	20	20	24	24	24	128	24	
99	HALLEY	9	20	3	3	128	128	128	128	24	9	
178	DENGATE	10	128	128	128	3	99	99	99	99	3	
848	CROZIER	11	99	99	99	99	3	3	3	3	848	
3	HEAD	12	848	848	848	848	848	122	848	848	59	
17	SMITH	13	59	59	122	122	122	848	59	59	99	
20	DANN	14	264	122	59	59	59	59	264	264	264	
73	LAWRENCE	15	122	264	264	264	264	264	73	73	73	
63	GREENWOOD	16	66	73	73	73	73	73	47	47	47	
264	BREAME	17	73	66	66	66	66	66	66	66	66	
66	SCOLLER	18	47	47	47	47	47	47	63	63	63	
59	BIRD	19	63	63	63	63	63	63				
47	HYDE	20										
65	WILLIAMS	21										
122	GREENSMITH	22										

Downforce Radio Mazda MX-5 Clubman Championship

RACE 9 - STATISTICS

Competitors Started 20
Planned Start 2024-08-10 @ 17:45:00.000
Actual Start 2024-08-10 @ 18:16:57.415
Finish Time 2024-08-10 @ 18:33:06.225
Track Length 2.1869mi.
Total Laps 168
Total Distance Covered 367.4159mi.

Session Fastest Lap History

NO	CL	NAME	LAP TIME	TIME OF DAY	LAP	VEHICLE
11	M	Jonathan GREENSMITH	1:54.960	18:18:52.396	1	Mazda MX-5 Mk1
11	M	Jonathan GREENSMITH	1:46.860	18:20:39.255	2	Mazda MX-5 Mk1
6		Jack WARRY	1:46.769	18:20:40.369	2	Mazda MX-5 Mk1
6		Jack WARRY	1:46.383	18:22:26.751	3	Mazda MX-5 Mk1
8		Harry DEANE	1:45.913	18:24:15.376	4	Mazda MX-5 Mk1

Session Leader History

NO	CL	NAME	FROM LAP	LAPS LED	DISTANCE	VEHICLE
11	M	Jonathan GREENSMITH	1	7	15.30 miles	Mazda MX-5 Mk1
8		Harry DEANE	8	2	4.37 miles	Mazda MX-5 Mk1

Flag History

TYPE	TIME OF DAY
GREEN	18:16:57.415
FINISH	18:33:06.225

Flag Statistics

TYPE	COUNT	TOTAL LAPS	TOTAL TIME
Green	1	9	17:30.457
Red	0	0	0.000
Safety Car	0	0	0.000
FCY	0	0	0.000

Downforce Radio Mazda MX-5 Clubman Championship

RACE 9 - STATISTICS

CLASS :

11 Starters

Fastest Lap History

NO	NAME	LAP TIME	TIME OF DAY	LAP	VEHICLE
6	Jack WARRY	1:56.159	18:18:53.602	1	Mazda MX-5 Mk1
6	Jack WARRY	1:46.769	18:20:40.369	2	Mazda MX-5 Mk1
6	Jack WARRY	1:46.383	18:22:26.751	3	Mazda MX-5 Mk1
8	Harry DEANE	1:45.913	18:24:15.376	4	Mazda MX-5 Mk1

Leader History

NO	NAME	FROM LAP	LAPS LED	DISTANCE	VEHICLE
6	Jack WARRY	1	5	10.93 miles	Mazda MX-5 Mk1
8	Harry DEANE	6	4	8.74 miles	Mazda MX-5 Mk1

Downforce Radio Mazda MX-5 Clubman Championship

RACE 9 - STATISTICS

CLASS : M

6 Starters

Fastest Lap History

NO	NAME	LAP TIME	TIME OF DAY	LAP	VEHICLE
11	Jonathan GREENSMITH	1:54.960	18:18:52.396	1	Mazda MX-5 Mk1
11	Jonathan GREENSMITH	1:46.860	18:20:39.255	2	Mazda MX-5 Mk1
11	Jonathan GREENSMITH	1:46.736	18:27:47.490	6	Mazda MX-5 Mk1

Leader History

NO	NAME	FROM LAP	LAPS LED	DISTANCE	VEHICLE
11	Jonathan GREENSMITH	1	9	19.68 miles	Mazda MX-5 Mk1

Downforce Radio Mazda MX-5 Clubman Championship

RACE 9 - STATISTICS

CLASS : (G)

2 Starters

Fastest Lap History

NO	NAME	LAP TIME	TIME OF DAY	LAP	VEHICLE
59	Kevin BIRD	2:03.749	18:19:01.181	1	Mazda MX-5 Mk1
59	Kevin BIRD	1:49.180	18:20:50.361	2	Mazda MX-5 Mk1
59	Kevin BIRD	1:48.675	18:22:39.037	3	Mazda MX-5 Mk1
59	Kevin BIRD	1:48.056	18:24:27.092	4	Mazda MX-5 Mk1
59	Kevin BIRD	1:47.964	18:31:41.386	8	Mazda MX-5 Mk1

Leader History

NO	NAME	FROM LAP	LAPS LED	DISTANCE	VEHICLE
59	Kevin BIRD	1	9	19.68 miles	Mazda MX-5 Mk1