



DRIVEN BY RACING

SILVERSTONE GP



Grand Prix Circuit - 3.67 miles (5.90kms)

## FINAL INSTRUCTIONS

7<sup>th</sup> - 8<sup>th</sup> May 2022

### British GT Silverstone 500

This meeting is organised by the British Racing & Sports Car Club Ltd governed by the General Competition Rules of the Motorsport UK, incorporating the provisions of the International Sporting Code of the FIA, additional Supplementary Regulations and any written instructions the organisers issue for the event.

**Race Secretary email: [midlands@brscc.co.uk](mailto:midlands@brscc.co.uk)**

#### 1 Permits

This event will be held under the following Motorsport UK Permit numbers:

International Endurance **125656**      National **125655**      Interclub **125654**

This event **is NCAFP** permitted

#### 2 Officials

<b>Motorsport UK Steward</b>	Dennis Carter
<b>Club Stewards</b>	Trevor Parry, Richard Norbury
<b>Senior Clerk of the Course</b>	Peter Daly
<b>British GT Race Director</b>	Peter Daly
<b>Permanent Clerks of the Course</b>	David Scott (GB3), Mark Hulme (Ginettas), Colin Oakley (Porsche), Simon Gnana-Pragasam (GB4)
<b>Clerk of the Course</b>	Glynn Lee
<b>Assistant to Race Director</b>	Kyle Jackson
<b>Secretary of the Meeting</b>	Rita Ashman, Lucy Ashman
<b>Chief Scrutineer</b>	Matt Godber
<b>Chief Medical Officer</b>	Mark Tyler
<b>Chief Marshal</b>	Alan Tyson
<b>Chief Timekeeper</b>	Gethin Rees
<b>Safety Car Driver</b>	Lorna Vickers
<b>Safety Car Observer</b>	Alan Stockton
<b>Driving Standards Advisors</b>	Michael Vergers (British GT), Rob Jenkinson (GB3), Rob Barff (GB4)
<b>British GT Eligibility</b>	Paul Hewer, Luke Hodgkiss
<b>Pit Lane Chiefs</b>	Julze Batten Dale, Rachel Batten-Dale
<b>BRSCC Safeguarding officers</b>	Esther Crook, Luke Souch

#### 3 Passes

Permanent British GT and Support Series Season passes will be in use at this event, they have been distributed by your series organisers. Please see the information about Paddock parking in section 25.

#### 4 Venue Access

Access times to the Heritage (National) Paddock will be as detailed below

SILVERSTONE 6-8 MAY		
TV	TUESDAY	BEHIND RACE CONTROL GARAGES
SRO CLUB	WED 10:00	BAKERSVILLE
PIRELLI TYRES GT	WED 10:00	MAIN PADDOCK – MIDDLE
PIRELLI TYRES GB3	WED 10:00	SUPPORT PADDOCK
SUPPORT RACE CENTRE	WED 10:30	SUPPORT PADDOCK
GB3	WED 12:00	MAIN PADDOCK
SUPPORT SERIES TEAMS	WED 13:00	SUPPORT PADDOCK
BGT PADDOCK HOSPI	THURS 09:00	MAIN PADDOCK
BGT GARAGE ACCESS	THURS 12:00	GARAGES
THURS/FRIDAY ONLY TESTERS	THURS / FRI	CENTER ONE

## 5 Health & Safety

At all times whilst in the confines of the venue competitors should comply with the Circuit and Club Safety Guidance notes in section 25 of this document.

## 6 Pit & Paddock Areas

Please see the Paddock Plan in Section 24. **Any competitor/team who has stationed themselves in the incorrect place in the paddock and has refused to move when asked by a BRSCC, MSO or circuit official, may be reported to the Clerk of the Course.**

Please park all private cars outside of the paddock area. This will assist in making the paddock a more spacious and pleasant working area for all competitors.

### 6.1 Engine/Noise Pollution

Engines must not be run before **08:45hrs** or after **18:00hrs**. Circuit Security Contractors and the paddock parking team are empowered by the organisers to strictly enforce this regulation. Any team member found in contravention of this regulation shall at the entire discretion of Silverstone Circuit be removed from the venue and prevented from taking any further part in the event.

### 6.2 Paddock

- Waste oil should be removed from the venue or disposed of in the waste oil containers where provided.
- All domestic rubbish must be placed in the bins provided. Please ensure that all tyres, fuel/oil cans and any general waste (i.e. carpets, pallets etc.) are taken away from the venue. **Any items left will be charged back to the competitor directly to cover the cost of disposal.**
- Under no circumstances must any paddock surface be broken in any way i.e. tent pegs/stakes etc.
- Hospitality is not permitted in the paddock/pit area without the express permission of the circuit owners. The only exception to this is hospitality for competitors and official team personnel.
- Please ensure that tail lifts are either closed or fully lowered such that they cannot be hit by passing vehicles/spectators.

### 6.3 Pit Lane

- The outer lane or lanes are to be kept unobstructed to allow safe passage of cars at all times. The onus shall be on all drivers to take due care and drive at minimum speeds in the Pit Lane. **Occupants of the pit garages are reminded that during any other qualifying session or race, their race cars must be totally inside the pit garage and all ancillary equipment cleared to the inside of the garage.**
- Please observe the pit lane speed limit which is **60kph (British GT – 50kph)**.
- The Stop/Go penalty box is located in the pit lane in front of the Race Control building.
- Refuelling in the pit lane is not permitted unless allowed for in the Championship/Series Regulations.
- Children under the age of 16 years are not permitted in the pit lane area.
- Vehicles located in the garages must remain in the garages during other sessions

### 6.4 Support Vehicles

The use of vehicles is not permitted unless towing a trailer for the purpose of transporting ancillary motor race equipment in the pit & paddock area. No competitor may use a support vehicle in the pit road at any time unless authorised by a race official. Any misuse of “support vehicles” will be brought to the attention of the Senior Officials and appropriate action may be taken.

## 7 Signing-on for Competitors

- 7.1 Competitors will not sign-on at the meeting having previously completed the self-declaration form, however, competitors must bring all the appropriate documentation as spot checks will be made during the race meeting.
- 7.2 Drivers are reminded that licences and medicals must be valid, bearing a recent photograph and be signed by the driver.
- 7.3 It is the responsibility of the driver to bring all the appropriate documentation at the event.

## 8 Scrutineering

**Full safety scrutineering will take place for all championships at the event.**

**Intelligent Money British GT Championship cars will be scrutineered in situ on Friday from 09:00 to 18:00.**

**Friday Scrutineering will be able to all other championships from 09:00 to 18:00 in the scrutineering bay and at the times below on Saturday:**

- **Protyre Motorsport Ginetta GT5 Challenge – 07:30 to 08:00**
- **GB3 Championship – 08:30 to 9:00**
- **Porsche Visit Cayman Islands Sprint Challenge – 9:00 to 09:30**
- **GB4 Championship – 10:00 to 10:30**
- **Ginetta GT5 Academy – 10:30 to 11:00**

It is the competitor's responsibility to bring all the appropriate documents to the event.

All cars must report for noise testing prior to their first session on circuit. **British GT noise testing will take place from 12:00 to 18:00 on Friday in the Scrutineering Bay.** Competitors are advised to leave adequate time to ensure their car is noise tested prior to their first session.

## 9 Eligibility

In addition to the Championship/Series Eligibility Scrutineers, eligibility may be checked by a member of the Motorsport UK Technical Commission as listed in the Motorsport UK Officials' Yearbook Appendix 5(d).

## 10 Drivers Briefings

Drivers briefings will take place at the event. Championship co-ordinators will be in contact with the times and locations.

- Protyre Motorsport Ginetta GT5 Challenge – 08:00 in the Ginetta Race Centre
- Intelligent Money British GT Championship – 08:30 in the SRO Club
- GB3 Championship – 9:20 in Race Control Garages
- Porsche Visit Cayman Islands Sprint Challenge – 09:30 in the Porsche Race Centre
- GB4 Championship – 10:30 in Garage 0
- Ginetta GT5 Academy – 11:00 in the Ginetta Race Centre

## 11 Circuit Access

**British GT** competitors will access the circuit via the Pit Lane Exit. All other competitors/cars must report to the Assembly Area, which is located behind the Medical Centre and accessed via the roadway beside the Club Straight Bridge, unless directed by an official.

## 12 Qualifying

Qualifying will take place as per the timetable. It is the driver's responsibility to be ready at least 20 minutes before their timetabled session. Scrutineering labels must be affixed to the vehicle and clearly displayed before it will be allowed onto the track.

Pit Support Crews can gain access to the Pit Lane for the duration of their practice and race sessions via the gates into the Pit Area between the Paddock Suites and Race Control. Please note that no vehicles will be allowed to carry equipment in the Main Pits, although Pit Trolleys may be pulled by quad bikes/small tractor units.

Double Header Races: Unless championship/series regulations stipulate otherwise grids the second race of a Double header event with only one qualifying session will be based on the finishing order of the first race. Retirements will be placed at the back of the grid in reverse order of retirement.

## 13 Race Start Procedure / Grids / Safety Car

All start procedures will be in accordance with the Championship/Series regulations. It is the competitor's responsibility

to ensure that they are ready in good time. Under ideal conditions the racing programme may be brought forward. Grids will be formed as per Championship/series Regulations and the terms of the Circuit Licence.

Where races are for a set time duration, the chequered flag will be shown to the race leader the first time he passes the Finish Line after the time has elapsed.

### 13.1 Standing Start

Vehicles will be released on to the circuit from the Assembly Area onto the grid. Startline marshals will then direct you to the correct qualification grid position. The countdown procedure will be done in accordance with Championship Regulations after which the cars will be flagged away for the Green Flag lap. Once this lap has been completed and vehicles are stationary (and in their correct positions) the 5 second board will be shown and then the red lights will be displayed, at some time between 2 and 7 seconds **the red lights will switch off – signalling the start of the race.**

The following Championship/Series will use a Standing Start;

- **Protyre Motorsport Ginetta GT5 Challenge**
- **Ginetta GT Academy Championship**
- **GB3 Championship**
- **GB4 Championship**
- **Porsche Visit Cayman Islands Sprint Challenge**

### 13.2 Rolling Start

The following Championship/Series will use a Rolling Start;

- **Intelligent Money British GT Championship**

The British GT cars will be released onto the circuit via the Pit Lane Exit and the start procedure will be in accordance with Championship regulations.

### 13.3 Safety Car Intervention

The Clerk of the Course will have the facility for the use of the Safety Car in accordance with the Championship / Series regulations. It is the driver's responsibility to make sure they are fully aware of these regulations. The Safety Car will join the circuit from the pit lane exit and will exit the circuit via the pit lane entrance.

### 13.4 Green Flag/Formation Lap

Should there be a change in weather conditions which would necessitate an additional green flag/formation lap, then at the discretion of the Clerk of the Course, the race duration may commence once the last car starts the additional green flag/formation lap.

### 13.5 GB3 race duration

GB3 races will be 10 laps.

### 13.6 In the event of circuit light failure for either start type the Union/National flag will be used to start all races.

## 14 End of Track Session Procedure

14.1 At the end of each track session be it qualifying or the actual race, all vehicles must slow down after taking the chequered flag and leave the circuit as directed by officials. All competitors will leave the circuit via the pitlane entrance.

14.2 At the end of your race, presentations will be carried out in accordance with Championship/Series regulations if time permits. Podium presentations must be carried out in a socially distant way. Please follow instructions of race marshals and officials.

## 15 Judges

Judges may be appointed as Motorsport UK Competitors Yearbook [Q 18].

## 16 Judicial

Breaches of driving standards will be firmly dealt with. If the Clerk of the Course wishes to view evidence from the TV production company, any competitor's personal in-car camera, and/or data logging evidence in order to assist with his enquiry into a breach of driving standards he may order that the results remain provisional and he may take judicial action at a later date. However, the use of video evidence and/or data logging evidence is at the sole discretion of the Clerk of the Course.

**Protests and appeals must also be submitted electronically and emailed to the secretary of the meeting. The protests and appeal form is available on Motorsport UK's website (<https://www.motorsportuk.org/resource-centre/document-library/>) or on the BRSCC Event page (<https://brscc.co.uk/events/british-gt-championship-silverstone-500/>). Fees related to protests and appeals must be paid to Motorsport UK by calling 01753 765 000.**

## 17 Stop & Go Drive Through Penalties

The Clerk of the Course reserves the right to impose a 'Stop/Go Penalty / Drive Through penalty' in accordance with Motorsport UK Regulation [Q 12.6]

## 18 Transponders

All competitors are required to use a working transponder. Please note that transponders will no longer be available for hire on the day at the circuit.

You will be able to purchase/hire a transponder from TSL on the following link:

<https://www.tsl-timing.com/Store>

## 19 Race Day Information

**All practice times, grid sheets, provisional results and official bulletins, etc. will be posted on the TSL event page and BRSCC virtual Notice Board.**

TSL: <https://www.tsl-timing.com/event/221805>

BRSCC Virtual Notice Board: <https://brscc.co.uk/events/british-gt-championship-silverstone-500/>

## 20 Video Equipment

- (a) Video equipment must not be fitted to any vehicle without express permission from the circuit and SRO if it is to be used for commercial purposes. Any driver/team transgressing this regulation maybe subject to a fine of £1,000 and exclusion from the event.
- (b) Once permission has been obtained video equipment must be fitted to the vehicle prior to scrutiny and the scrutineer must be advised.

## 21 Social Media

Please take time to read the Motorsport UK's guidelines on Social Media which can be found at <https://www.motorsportuk.org/wp-content/uploads/2019/08/Motorsport-UK-Social-Media-Policy-and-Guidance.pdf>

Please refrain from making comments about fellow competitors and officials that could be interpreted as bringing your championship, the hosting circuit, the BRSCC, SRO and individual drivers and officials into disrepute.

## 22 Special Circuit Notes

### 22.1 Paddock

The roadways within the Paddock Area and the Fire Lane immediately behind the Pit garages must be kept clear of all vehicles at all times. It is prohibited to park vehicles so that they are backed up against the Pit Garage doors.

A 20 mph speed limit is in force in all areas of the Venue, except the Paddock where a 5 mph speed limit is in force. Scooters are permitted on the venue, where the rider holds the appropriate licence and helmets must be worn. Mini Moto's are NOT permitted on site. Passengers are not permitted to ride on quads, unless the quad bike is specifically designed to carry passengers. Scooters and quad bikes are not permitted on any grass verges, banks, or any general public areas such as trade malls, and they must adhere to designated vehicle routes. Scooters and quad bikes must be in a road worthy condition and fitted with lights. No one without a valid driving licence is permitted to drive a scooter or quad bike. Alcohol is strictly prohibited whilst driving any vehicle at the Venue. Riding on trailers is strictly prohibited. Tail lifts must be left either up or down. Anyone found in breach of any of these terms will have their vehicle confiscated.

### 22.2 Illegal Driving

All competitors are reminded that they are liable to exclusion from the meeting if any person associated with their team who is below the age at which a driving licence may be issued, is seen riding or driving a motor vehicle of any type within the paddock, or any other part of the grounds. Competition vehicles must not be used to transport personnel unless the passenger is contained within the framework of the vehicle.

**22.3 Pit Signalling Wall**

This must be kept clear of all team personnel at the start of each race until all cars have entered Copse on the first lap.

**22.4 Start / Finish Straight**

Drivers who deliberately take to the grass verges between the starting grid and Copse Corner in order to gain an advantage, will be penalised.

**22.5 Merchandising**

All merchandising rights on the venue belong to Silverstone Circuits Limited. Any competitor found to be selling merchandise without Silverstone Circuits Limited's prior written authorisation will be liable to immediate payment of the relevant sales site fees before being allowed to practice or race.

**22.6 Recovery from the Circuit**

The Club/circuit owners/providers of recovery services cannot be held liable for any damage that is caused in the course of removal of any vehicle from the circuit.

**22.7 Track Limits**

Competitors should be aware that specific guidance has been issued by the Motorsport UK regarding the penalties to be applied for drivers breaching track limits during races. These are as follows:

- 2nd offence - warning flag
- 3rd offence - 5 second penalty
- 4th offence - 10 second penalty
- 5th offence - drive through penalty
- 6th offence – exclusion

Track limits infringements during qualifying may result in the competitors times being disallowed.

**Intelligent Money British GT Championship**

Penalties for breaching track limits will be applied as per the Silverstone 500 event briefing.

**22.8 Children**

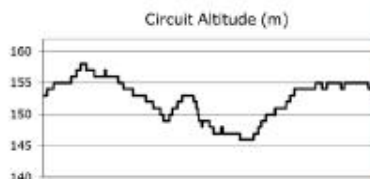
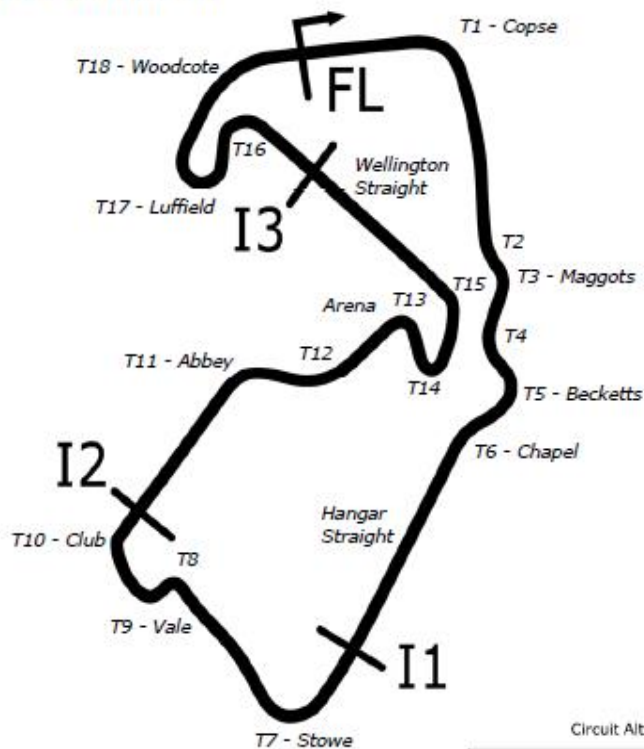
The paddock during testing and meetings is deemed to be a 'workplace' and can be very hazardous, therefore, we must insist that children under the age of 16 must be accompanied and under the direct supervision of an adult at all times. Children are not allowed to ride cycles on site without direct supervision of an adult and they must wear cycle helmets.

**22.9 Pit Stop Diner**

The Pit Stop Diner will be open from 07:00 to 19:00 on Friday, from 07:00 to 20.00 on Saturday and from 07:00 to 18.30 on Sunday.

23 Circuit Map

Silverstone GP



Length	3,6605 miles	5891.0 m	
FL		52.07872 N	1.01711 W
I1	2033m	52.06559 N	1.01486 W
I2	3168m	52.06826 N	1.02344 W
I3	4857m	52.07603 N	1.01669 W
Pit Entry	5839m	52.07859 N	1.01758 W
Pit Exit	305m after FL	52.07880 N	1.01268 W
Pit Entry-Pit Exit	336m, 24.2@50kph, 20.1s @60kph		

All results available at [www.tsl-timing.com](http://www.tsl-timing.com)

Version 2- 30/05/2019

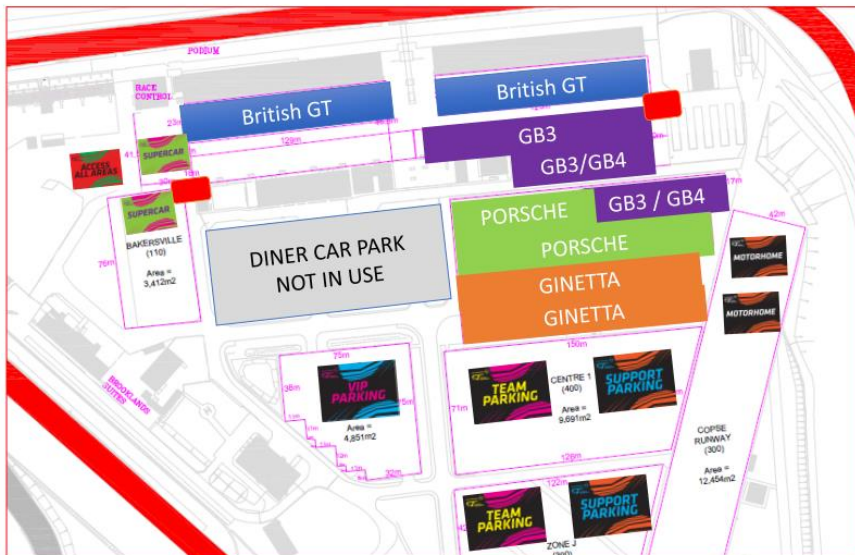
24 Parking Plan

Please note that private cars will NOT be allowed to park in the paddocks. Ample parking has been provided for private cars and personnel are asked to use these to enable the paddock to be presented in a professional manner. Motorhomes can park in the Centre One car park - please see MSO before parking up.



2022 Intelligent Money British GT Parking Map

**VEHICLE PASS CHECK POINT**  
No private cars in Paddock.  
ONLY AAA, Transporter,  
Disabled or Delivery passes  
past this point



Motorhomes will be placed on Copse runway – no access to power here, all RVs, Motorhomes need to be self sufficient.

## 25 Health & Safety – Risk Assessment & Safety Guidance Notes Compliance

**The below guidance notes set out the minimum standard expected from the Organiser, Contractors, Teams and Participants.**

### **Silverstone emergency contact details**

#### **In the Event of Medical Emergency**

- Inform Medical Centre Reception 01327 320254
- Outside of hours please call 999.
- For hours that are covered at Silverstone please check with your Organiser.

#### **In the Event of Fire**

- Sound the Alarm
- Inform Race Control immediately they will call fire brigade if required during Track operational hours.
- Tackle the fire if safe to do so
- Shut down any equipment or machinery
- It is inadvisable for untrained personnel to attempt to extinguish a fire involving LPG or electrical vehicles.
- Heritage Race Control 01327 320 237
- Outside of hours call 999

If you call 999 please contact Venue Control (01327 320308) to ensure access is granted to the Venue, please advise what the incident is and the locations. It is the sole responsibility of the Organiser, all Teams and Participants to ensure that all of the below safety requirements are enforced. All parties acknowledge that the below list is not exhaustive that it is their responsibility to enforce the below items and any other such safety measures they deem appropriate.

### **CONTENTS**

1. Incident Reporting
2. Governing Body Regulations
3. Do's and Don'ts
4. Site Entry/Parking
5. Team/Public Safety
6. Garage Rules
7. General Working Practices
8. Marquee Erection
9. Vehicle Safety
10. Storage /Flammable/ Hazard
11. Electrical Safety
12. Fire Precautions
13. Equipment
14. Machinery on Track
15. Waste

#### **1. Incident Reporting**

All accidents where any person sustains injury, or could have potentially sustained an injury i.e. a 'Near Miss' or where damage to property or a security breach occurs must be reported immediately to an official or a member of SCL Venue Management. Any serious incidents – including those on track – must be reported to the SCL Duty Manager ASAP and the form included within this Agreement must be completed. It is the responsibility of the Organiser where



## **Final Instructions – Silverstone GP - 7<sup>th</sup>/8<sup>th</sup> May 2022**

applicable to report all accidents and incidents under the Reporting of Injuries, Diseases and Dangerous Occurrences Regulations 2013 (RIDDOR) to ensure that any incidents and/or accidents are reported to the regulatory authority.

### **2. Governing Body Regulation**

Participants and Teams are reminded of their obligations to comply with the requirements of the appropriate Governing Body's regulations at all times and these Guidance Notes should be read in conjunction with all other relevant regulations.

### **3. Dos & Don'ts**

#### **Do's**

- Beware of and give way to pedestrians
- Park in the allocated areas
- Remove your rubbish to the nominated storage area
- Store any fuel safely
- Dispose of any waste oil in the drums provided
- If camping overnight stay in the nominated areas
- Keep tail lifts in the paddocks either fully down or fully up
- Leave the area as you would like to find it
- Wear hi vis clothing at all times during build and break down and when reversing vehicles
- Remove any tape used in the pit lane on the concrete area
- Supervise children 16 years and under

### **Don'ts**

- Use Copse runway, adjacent car parks or other roads inside the Venue as practice areas
- Ride a scooter/moped if you don't have a licence or a helmet
- Leave any tyres, oil/fuel drums or carpets. Take them away with you
- Travel on the back of a trailer
- Ride more than 2 on a scooter or a quad
- Drive on the grassed areas around the Venue
- Trail cables and/or hoses across walkways
- Block access to bins or they will not be emptied
- Put stickers or tape on doors or walls
- Drill on the pit wall without prior consent from SCL
- Allow any machinery to access the track for work purposes unless they have a drip tray, nappy or spill safe kit.
- Put any waste water pipes into the storm drains. Please use an actual waste water point.
- Leave cable access plates off. Always replace when they have been lifted.

### **4. Sight Entry/Parking**

- No private motor vehicles shall be brought into the Venue unless they are necessary for the conveyance of materials to the work site. Dependant on the Event, a vehicle pass may be required. Please check with your Organiser to ensure you have the correct pass.
- Contractor's vehicles must be properly roadworthy, insured, carry appropriate documentation, and be driven by competent persons.
- Unless otherwise authorised to stay on site, cars and vans must be returned to the designated car parks after delivery of equipment. If permitted to remain on site, vehicles must only be parked in positions approved by SCL's event's team. Under no circumstances are contractors, Teams or Organiser's private vehicles allowed on to the Track unless approved by SCL.
  - SCL reserves the right to search any person or vehicle that comes on to or leaves the Venue at any time, CCTV
  - and APNR camera technology is used at the Venue.

### **5. Team/Public Safety**

**Please ensure that Organisers, contractors, Teams and participants are familiar with the latest Government**

**Counter Terrorism Advice Leaflet.**

#### **First Aid**

- Any person sustaining an injury or feeling unwell can seek treatment from the onsite emergency services or the Medical Centre.
- To call the first aid or emergency services contact any official or SCL personnel.
- Please check with the Organiser to understand what time medical cover is available at the Venue. Outside of these hours please call 999 and notify an official as well as Venue Control who can be contacted on 01327 320 308.

#### **Public Safety**

- Participants should be aware that the Paddock may be open to the public and should act in a manner so as not to put either themselves or any other person at risk from injury.
- Participants should exercise particular caution when the paddock is busy and during pits and circuit walkabouts.
- SCL do not allow children 16 years and under in the garages. Should a team breach this rule then SCL accepts no liability. Children 16 years and under should be supervised at all times. Please note that children 16 years and under are not allowed in the Pit Lane unless it is a scheduled Pit Lane Walk. No children 16 years and under are allowed on the Track or grid.
- No member of the public should be allowed access through the garages in to the Pit Lane or on the pit wall, unless it is part of a Pit Lane Walk.

## 6. Garage Rules

### **Overnight**

- Space heaters must not be left unattended at any time and must be switched off overnight or when not in use.
- All electrical equipment must be unplugged when not in use.
- All portable appliances must be PAT tested.

### **Waste Disposal**

- Please use the drums provided for the disposal of any oil.
- DO NOT use the drains.
- DO NOT put anything other than waste oil in the drums.
- Tyre disposal is the responsibility of the teams not SCL. It is the teams responsibility to ensure this is communicated to all personnel and enforced. If waste **tyres are left** on site after the Event, SCL will charge the Organiser who will charge the teams a minimum of £500 to cover removal costs.
- Oil/fuel can disposal / removal is the responsibility of the Teams and Participants. Disposal costs will be applicable for any oil/fuel cans left on site.
- Large items that are left behind will incur disposal costs so please ensure that these items i.e. carpet, display boards etc. are removed.
- No cooking should be done in any of the garages.
- Please note that the garage floor is potentially slippery when wet.

## 7. General Working Practises

- All working areas should be kept clean and tidy and any waste should be removed regularly and placed in the containers provided.
- All spillages should be cleaned up immediately and reported to Race Control especially fuel spillages.
- All trailing wires and hoses should not be allowed to create a trip hazard. They must be flown, matted, cable ramps or cable runs used.
- Whenever vehicle engines are being run inside garages then adequate ventilation must be ensured.
- All safety notices and guidelines must be complied with.
- Any person carrying out any work must ensure that they adopt safe working practises at all times and comply with any relevant statutory provision, published guidance and that there is a suitable and sufficient risk assessment in place.
- Persons 16 years and under are not allowed in the garages or Pit Lane and must be accompanied by an adult at all times.

### **Manual Handling of Loads**

- Lifting, carrying and moving loads by bodily force is a major cause of injuries. All teams are encouraged to train their members in safe manual handling techniques.
- Where any person is at work the requirements of the Manual Handling Operations Regulations 1992 AS AMENDED by the Health and Safety (Miscellaneous Amendments) Regulations 2002 must be complied with.

### **Work at Height**

All work at height must be carried out in accordance with 'The Work at Height Regulations 2005'. The Regulations require employers to ensure that:

- All work at height is properly planned and organised.
- A risk assessment is carried out to decide whether precautions are needed and in what form.
- Those involved in work at height are competent.
- The risks from work at height are assessed and appropriate work equipment is selected and used.
- The risks from fragile surfaces are properly controlled.
- Equipment for work at height is properly inspected and maintained.

Any team personnel who work on the top of vehicles must be clipped on at all times, or edge protection fitted.

### **Noise**

- Exposure to excessive noise may result in hearing loss or other complaints. These may be short term, or, after repeated exposure, permanent.

## Final Instructions – Silverstone GP - 7<sup>th</sup>/8<sup>th</sup> May 2022

- All persons should avoid being exposed to excessive noise and where this is unavoidable, they should wear earplugs or defenders to the appropriate standards.
- Where any person is at work the requirements of the Control of Noise at Work Regulations 2005, must be complied with.

### 8. Marquee Erection

Marquees or other temporary structures used to accommodate people will have the following hazards associated with their construction:

- Underground services – cable strike potential
- FLT movement
- Collapse of structure
- Injury from or by neighbouring contractors
- Accidents to members of the public
- Fire
- Weather/high winds

A risk assessment and method statement should be submitted prior to any marquees or temporary structures being erected. Work must be planned accordingly in order to reduce such risks. Work will not be permitted until the contractor is instructed on the location (or absence) of services in the Nominated area. Contractors must ensure that members of the public and other non-essential personnel are not allowed access to the work area.

Please note that Contractors should NOT attempt to drill or stake any concrete or asphalt surface without express written confirmation from SCL. Failure to do so will render the Contractor liable to the full cost of repair to these surfaces and any resulting damages incurred. Under no circumstances must marquees or other temporary structures be tethered to any fences or buildings. All marquees must have a weather plan and a fire risk assessment.

### 9. Vehicle Safety

- A 20 mph speed limit is in force in all areas of the Venue APART FROM THE Paddock, ENTERTAINMENT & RETAIL AREAS WHERE IT IS 5MPH. Vehicles moving to and from the assembly area or when leaving the Track following a race must also take particular care when moving through pedestrians. This speed limit applies to all vehicles, including moped, motorcycles and buggies, with the exception of emergency vehicles attending an incident. Failure to adhere to this speed limit may result in the offending vehicle/driver being removed from the Venue.
- Other than speed restrictions, the normal rules of the road apply whilst at the Venue. Vehicles should not be used for purposes other than their design and the number of passengers should not exceed the design limit. For the avoidance of doubt scooters, quad bikes and motorcycles are not permitted on any grass verges, banks or any general public areas such as trade malls and food courts.
- Persons driving cars on site must have a full driving licence applicable to the vehicle they are driving. The vehicle must be taxed and insured.
- Persons riding mopeds and motorcycles up to a capacity of 125cc must have a current UK provisional driving license or its international equivalent.
- Persons riding motorcycles with a capacity of greater than 125cc must have a current full UK motorcycle license or the international equivalent.
- Any motorcycle, moped, scooter or other such bike/trike/quad must be ridden with all due care, the rider must wear an appropriate safety helmet and the vehicle must be road-legal, taxed and insured.
- All vehicles must at all times keep to the marked roads when moving around the Venue, please take care at all times for pedestrians, please limit traffic movements around the perimeter road to a minimum.
- Mini Motos are not allowed at the Venue.
- Quads and buggies can only be driven by persons who hold a valid full UK licence (or international equivalent). Unless the quad has been adapted then no more than one person should ride on it. Helmets should be worn at all times.
- No persons should ride on any trailer at any time.
- Tail lifts on trucks must be left up or down, not half way.
- When loading/unloading trucks the area must be secured and no person should stand under the tail lift.
- Persons 16 years and under are not allowed at any time to drive a motorised vehicle unless they are on track competing and this has been approved in advance by SCL.

### 10. Storage/Flammable/Hazard

### **Storage and Use of Petroleum Spirit**

- All petroleum spirit must be stored in metal containers complying with the relevant European Standard, away from any source of ignition.
- Containers must be marked “Petroleum Spirit - Highly Flammable.”
- All teams must provide details of fuel handling and storage in their risk assessment.
- Empty containers must be removed from the Venue after the Event.
- Petrol is to be used as a fuel only and not for any other purpose.
- All vehicle refuelling is to take place in the open air. The person in charge of the refuelling process must enforce a no smoking ban.
- Attention is drawn to the Petroleum (Consolidation) Act 1928, (as amended by DSEAR 2002), and the Petroleum Spirit (Motor Vehicles) Regulations 1929 and Petroleum Consolidation Regulations 2014.
  - Spirit (Motor Vehicles) Regulations 1929 and Petroleum Consolidation Regulations 2014.
- Organisers are reminded that fuel is available for sale at the Venue. As such it is unnecessary for competitors to carry large quantities of fuel inside vehicles.
- No welding must take part in the garages without first submitting a risk assessment. No oxyacetylene welding is allowed on site.

### **Hazardous Substances**

- Some vehicle parts, for example brake and clutch linings contain asbestos. Entrants are encouraged to use non-asbestos substitutes wherever possible. Where asbestos is used, every effort should be used to prevent asbestos dust getting into the air.
- Some mineral oils and degreasants may cause skin cancer. Prolonged contact should therefore be avoided wherever possible. Where contact does occur any contamination should be washed off immediately. The wearing of contaminated clothing (including overalls) should also be avoided. Where these are used then the team must carry a spill kit.
- Various other substances may cause disease or ill health even after very short exposures e.g. degreasers.
  - Manufacturers and suppliers of such substances are obliged to provide customers with information about the possible harmful effects of their products upon request. Where hazardous substances are brought on site a Material Safety Data Sheet (MSDS) must be available upon request together with a COSHH assessment.
- Where any person is at work, the requirements of the Control of Substances Hazardous to Health (COSHH) Regulations 2002, must be complied with.

### **Storage and Use of Liquefied Petroleum Gas (LPG) Refillable Cylinders**

Liquefied Petroleum Gas (LPG) is the generic term used to describe propane, butane, or mixtures of the two gases. It is heavier than air and will therefore collect at the low levels such as cellars, pits, drains or basements. LPG is extremely flammable and readily forms explosive air-vapour mixtures. The main hazards in the storage and use of LPG are leakage, which leads to possible fire or explosion risks; and inadequate ventilation, which leads to the build-up of toxic gases due to incomplete combustion.

In addition to the general requirements of the Health and Safety at Work etc. Act 1974, and the subsequent Management, Provision and Use of Work Equipment the Dangerous substances and Explosive Atmospheres Regulations 2002 also apply.

### **Storage and Use of LPG in cylinders**

- Cylinders in use should preferably be located in the open air, but where this is not possible they should be positioned so that there is adequate ventilation at low level to the open air.
- Quantities of LPG should be kept to the minimum needed.
- Warning signs must be displayed indicating the presence of LPG and prohibiting smoking and the use of naked flames.
  - Appliances/equipment using LPG should be installed, commissioned and regularly maintained in accordance with the manufacturers/suppliers instructions.
- Regular inspections for leaks should be carried out. Naked lights/open flames must not be used for this purpose.

## Final Instructions – Silverstone GP - 7<sup>th</sup>/8<sup>th</sup> May 2022

- Empty cylinders should be treated in the same manner as full ones but should be kept separate, and the valves should be closed.
- Cylinders should be used with the valves in the upright position.
- Cylinders not to be changed in the presence of naked lights/open flames.
- Pipework should be rigid metal, but the final pipe connection to the appliance may be of purpose made rubber hose which must comply with BS3212. This must be replaced before the date printed on it. Hoses should be kept as short as possible.
- Clips should be used to hold the rubber hose onto the fitting instead of just pushing the pipe on.
- Each and every LPG supply must terminate with an accessible emergency shut off valve immediately before the appliance.
- Regulators should comply with BS 3016 or BS EN 12864 and be correctly matched to both the type of gas and the appliances in use.
- All fittings and threads which connect to the cylinder must be clean and undamaged.
- Sealants must never be used.
- Where spanners are in use they must be those produced for the purpose (e.g. Calor Spanner).

### **11. Electrical Safety**

- Power cables must not be connected to toilet blocks or any other buildings. If onsite power is not available, for example outside of the paddock areas then the Teams must bring their own power.
- Extension leads cables should be flexible and not of semi rigid cable or the type used for household wiring.
  - Neoprene covered cable will resist damage by oil.
- All electrical equipment to be used externally should be weatherproof.
- Hand tools should preferably be of the “double insulated” or “all insulated” type, as these provide valuable protection against electric shock.
- Electrical equipment and hand tools should not be used in areas where flammable vapours may be present, for example where fuel is being stored or refuelling is taking place.
- Where any person is at work the requirements of the Electricity at Work Regulations 1989 must be complied with.
- Only diesel generators are permitted on site NOT petrol.
- Cables must not cross any walkways if at all possible. If they do cross walkways they must be properly secured (buried/flown/matted/ramped) so as not to present a trip hazard
- All portable appliances must be PAT tested and all electrical equipment must be maintained in a safe condition.

### **12. Fire Precautions**

- Smoking and vaping are prohibited in all garages, grandstands, in the pit lane and within all buildings at the Venue.
- All potential sources of ignition should be kept away from petroleum spirit and vapours.
- The lighting of barbecues is prohibited in the garages, paddock and pits area. Any Teams found lighting barbecues will be subject to a £1000 plus VAT fine.
- All teams should carry suitable fire extinguishers in accordance with the risk assessment and relevant Governing Body’s regulations.
- Fire extinguishers should not be removed from fire points unless they are to be used on a fire.
- All fires must be reported immediately to a member of Security or SCL staff member.
- Teams are encouraged to train their members in the correct use of fire extinguishers.
- All fire notices and orders to evacuate must be complied with.
- Where extinguishers are found to be missing following an Event then this cost will be charged back to the Team/Organiser.

### **13. Equipment**

#### **Compressed Gas Equipment**

- Air blasts from the over inflation of tyres can cause injury. Tyres should therefore not be inflated to pressures above the manufacturers' recommendations.
- All air lines should be in good condition and be inspected regularly.

## Final Instructions – Silverstone GP - 7<sup>th</sup>/8<sup>th</sup> May 2022

- Always stand clear when inflating tyres.
- Any form of horseplay involving compressed air or gas is prohibited.
- Compressed gas cylinders should be stored in accordance with the relevant working practices.
- Where any person is at work the requirements of the Pressure Systems Safety Regulations 2000 and Transportable Gas Containers Regulations 2009, must be complied with.

### **Jacks and Axle Stands**

- Vehicles should only be raised on jacks which are in good condition and rated to lift the vehicle weight safely.
- Any equipment used for lifting must be inspected annually by a recognised body.
- Jack vehicles only on level undamaged floors.
- Use the hand brake and /or chocks to stop the vehicle moving.
- Jacks should only be used for lifting the vehicle. Axle stands should always be used to support the vehicle weight.
- Vehicle engines should not be run whilst the weight of the vehicle is supported by axle stands.

### **14. Machinery on Track**

- Tanks are not full to maximum.
- Vehicles are recently tested/inspected.
- Vehicles are stationary for 5 minutes on clean asphalt prior to accessing the track with the engines running to ensure they are not dripping.
- Any Genie Booms or Machinery accessing the track needs to be fitted with a drip tray, nappy
- A spill safe kit must be carried.
- Stops are on asphalt runoffs rather than on the track.
- Keep away from the racing line.
- Watch out for cones, as these will be used to mark height restrictions.
- Vehicles must keep off the grass and off the kerbs.
- Report spillages immediately.
- DO NOT SPEED.
- Close any access gates used.
- Wear appropriate PPE.
- Crawler boards to be used when erecting signage on bridges and gantries – all discarded screws/washers/tie wraps must be picked up after signage erection or removal.
- No one at night unless given express permission by SCL Venue Management.
- For any spillages there will be a clean-up fee.

### **15. Waste**

- All waste oil must be placed in the bunded containers marked “waste oil”. **Nothing other than waste oil only must be put in to these containers.**
- Teams and Participants are urged to take any other form of waste with them when they leave the Venue, or to place it in the refuse containers provided. Black – General waste and Green – paper & cardboard.
- Attention is drawn to the requirements of the Environmental Protection Act 1990.
- Sewage/foul waste from motor homes must not be disposed of onsite, including into toilets. Any Teams and Participants found to be violating this condition will be subject to pay any costs incurred by SCL as a result including any additional cleaning services. Additionally, waste point plugs must not be left open to allow waste to drain on site or public roads. The only exclusion is if motor home waste can be carried to the applicable waste point in a cassette.
- Caravan waste contained within a cassette can be disposed of in the nominated waste point which is in Bay 51 of the Support Paddock adjacent to the Heritage Paddock. In the International Paddock, the waste point is to the right of Garage 41, just outside the Paddock. Under no circumstances must the public toilets be used.
- Only one truck wash is permitted upon arrival to at the Venue. Anyone caught washing their truck more than once may be subject to a £100 fine.