

Drivers' Briefing

Knockhill Clockwise

Peter Daly
Clerk of the Course



General

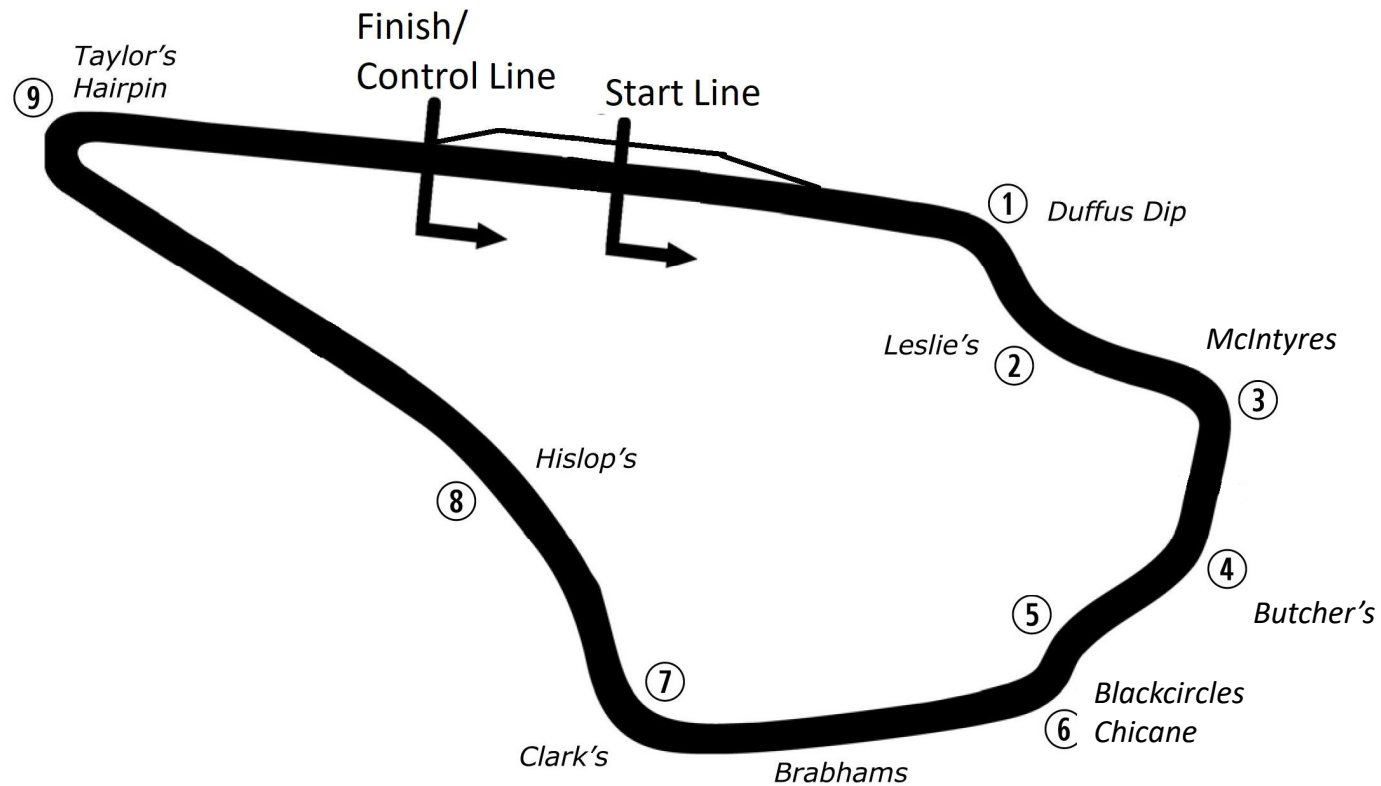
Read/refer to ***Final Instructions*** and instructions for your ***championship***

COVID-19 guidance applicable in Scotland, which includes the ***mandatory*** wearing of face coverings whilst in indoor public spaces

Listen to announcements in the Paddock



Track Layout – 1.3 miles / 2.09km



Qualifying

Assembly Area up to 15 Mins prior to session start time

Noise tested prior to their first session on the circuit

Released from the Assembly Area to Pit lane as directed by marshals

Each driver MUST get three timed laps completed

RED flag in Qualifying - return to the PIT LANE

End of the track session, CHEQUERED FLAG slowing down lap,
return to Pit entry and to Parc Fermé or the Paddock as
directed by marshals



Pit Lane exit



Respect the RED/GREEN traffic lights. RED means STOP

Observe 60kph speed limit until after you pass the pit exit line

Pit Lane exit

Keep left and DO NOT CROSS the Blue painted area when exiting the Pit Lane



brscc
DRIVEN BY RACING



Pit lane entry



Keep left and give a clear signal if you are entering the Pitlane OBEY
the 60kph Pitlane Speed Limit

Yellow Flag:

SLOW DOWN


NO OVERTAKING

MUST BE OBSERVED

No overtaking until after the Green Flag
at the next post

NOT SEEING IS NO EXCUSE

PENALTY possible DISQUALIFICATION



Light panels have the same meaning as flag signals

Red Flag:

Stop racing - SAFELY

No overtaking

Qualifying: Return to Pit
Lane

Race: Return to Start Line

Or as directed by
Marshals



Signaling area

On the Start line the following flags may be shown


The Black, Black and White, Black and Orange and Drive Through board will also be displayed with a car number – please obey this instruction if shown for your car.



Timing Control / Finish Line

The Timing Control / Finish Line is located before the Start Line adjacent to the Pit Entrance

SAFETY CAR RESTART **GREEN FLAG**



Race 1(only)

From the Assembly Area you will follow lead/safety car to the grid

Drivers will have approx. 20 mins, grid walk

Guests/teams can enter the grid

LIVE STREAM TV



Race (standing start)

Assembly Area via the Pit Lane to Grid

When Grid ready , a 1-minute, 30-second and 5-second boards will be shown

RED LIGHT 1 2,3,4,5 will be displayed (F1 style)

Between 2-7secs ALL red lights will switch off – signalling the start of the race

Repeater start lights are located on the Beatsons Bridge, on the Pitwall and on the Timing Control Line

In the case of starting lights failure, the Saltire flag will be used instead

No team personnel are allowed on the pit wall for the start of the race

Start line

The Start Lights are located above the Startline on the left hand side

Repeater lights are located on the Beatsons Bridge, on the Pitwall and at the Finish / Control Line



Pole position is on the RIGHT

Track limits

Track limits will be monitored during qualifying and race sessions. **Penalties will be issued**

In particular drivers will be reported for making contact with floppy markers and/or driving beyond the painted areas on the exit of Turn 6 (Chicane) and Turn 7 (Clarks)



Turn 5 (Chicane)





Turn 6 (Chicane)



Turn 7 (Clarks)

SAFETY CAR DEPLOYED



SLOW DOWN AND
NO OVERTAKING

Safety car deployed



The Safety Car will be deployed from the 'Tri-Oval' after Turn 9 (Hairpin)

It will exit the track at the same point. Overtaking at the re-start is not permitted until you pass the Control / Finish line

SAFETY CAR IN




RESTART

NO OVERTAKING BEFORE THE CONTROL LINE

Timing Control / Finish Line

The Timing Control / Finish Line is located before the Start Line adjacent to the Pit Entrance

SAFETY CAR RESTART **GREEN FLAG**



Safety on Track

- If you need help on track please try to stop in a SAFE place near a marshals post
- If the car is in a safe place, get out of the car and over the barrier and to a place of safety
- If you remain in the car give the thumbs up to marshals if you are okay



Driving standards

Remember this is a **NON-CONTACT** sport

You need to be aware of all other cars around you at all times

Make sure the overtake can be completed without contact

Contact is expensive and potentially dangerous

Reported incidents will be investigated and judicial action may be taken

You may **Only Change Direction Once** in front of the pursuing car, that is to say you can only move left or right in front of the car, not both.

Pushing or Squeezing competitors off the track is strictly forbidden i.e. reducing the available track width to less than a car's width.



General regulations 2022

Q12.21.

Page 294

Overtaking, defending, blocking, track
limits and contact

Judicial

You may lodge a protest with the Secretary of the Meeting or Clerk of the Course located in Race Control

If you are requested to attend a race investigation with the Clerk of the Course please come along with any video evidence ready to be reviewed.

Please ensure that you wear a face covering when visiting Race Control.



Marshals

Please respect the marshals and remember to give them a wave on the slowing down lap to show your appreciation





Have a good race!

brscc
DRIVEN BY RACING



