



Modified Ford Series



MODIFIED FORD SERIES



BRSCC Summer Race Weekend
Cadwell Park
20th / 21st August 2022



Timing & Results Provided by Timing Solutions Ltd

www.tsl-timing.com

Modified Ford Series

QUALIFYING - RACE 8 - CLASSIFICATION

POS	NO	CL	PIC NAME	ENTRY	TIME	ON	LAPS	GAP	DIFF	MPH
1	33	B+	1 Paul NEVILL	Escort MK2	1:38.949	8	9			79.56
2	159	A	1 Gary WAIT	Sapphire Cosworth	1:40.470	7	8	1.521	1.521	78.36
3	59	SB	1 Jack GADD	Escort MK1 RSR	1:40.846	7	8	1.897	0.376	78.07
4	90	SB	2 Pip FINNEY	Fiesta MK3	1:41.414	5	7	2.465	0.568	77.63
5	113	A	2 Rory JOSE	Focus ST	1:41.756	4	4	2.807	0.342	77.37
6	101	B+	2 Malcolm HARDING	Escort MK2 Zakspeed	1:41.856	3	8	2.907	0.100	77.29
7	95	A	3 Dave COCKELL	Escort Cosworth	1:42.295	3	3	3.346	0.439	76.96
8	124	C	1 Alex BOAM	Fiesta 2006	1:42.589	9	9	3.640	0.294	76.74
9	16	B	1 Chris BAKER	Escort MK3 RS1600i	1:45.557	6	7	6.608	2.968	74.58
10	97	C	2 Justin FULLER	Puma	1:46.602	7	7	7.653	1.045	73.85
11	57	B	2 Tony PAXMAN	Escort MK1	1:47.451	8	8	8.502	0.849	73.27
12	2	C	3 John EDWARDS-PARTON	Fiesta XR2	1:47.963	2	8	9.014	0.512	72.92
13	12	B	3 Tim SANDHU	Fiesta ST150	1:49.211	8	8	10.262	1.248	72.09
14	76	C	4 Kevan HADFIELD	Puma	1:50.463	8	8	11.514	1.252	71.27
15	134	B	4 Jason STONE	Fiesta ST150	1:51.276	6	8	12.327	0.813	70.75
16	30*	B	5 Richard SANDERS	Fiesta ST150	1:53.046	5	8	14.097	1.770	69.64
17	13	C	5 Dave BARRETT	Fiesta MK4	1:53.146	8	8	14.197	0.100	69.58
18	6	C	6 Anton MARTIN	Escort MK3 RS1600i	1:54.409	8	8	15.460	1.263	68.81
19	19	A	4 Graham WAIT	Sapphire Cosworth	1:58.420	5	7	19.471	4.011	66.48
20	21	C	7 Mark HADFIELD	Puma	2:00.621	3	5	21.672	2.201	65.27
21	63	A	5 Lloyd JAMIESON	Escort Cosworth	2:01.292	1	1	22.343	0.671	64.91
22	48	B	6 Paul SOLBE	Focus MK1	2:02.531	6	7	23.582	1.239	64.25

Weather / Track : Bright / Dry

These results are provisional until the conclusion of any judicial and technical matters.

Cadwell Park : 2.1869 miles

Date: 20/08/2022 Start: 12:17 Finish: 12:32

Clerk Of Course :

Peter Ritchie

Stewards :

Timekeeper :

Peter Knight

Modified Ford Series

QUALIFYING - RACE 8 - LAP ANALYSIS

DIFF = Difference To Personal Best Lap

P1 33 Paul NEVILL				
LAP	LAP TIME	DIFF	MPH	TIME OF DAY
1 -	2:02.846	23.897	64.08	12:19:46.640
2 -	1:44.619	5.670	75.25	12:21:31.259
3 -	1:41.427	2.478	77.62	12:23:12.686
4 -	1:40.508	1.559	78.33	12:24:53.194
5 -	1:40.659	1.710	78.21	12:26:33.853
6 -	1:40.168 (3)	1.219	78.59	12:28:14.021
7 -	1:42.211	3.262	77.02	12:29:56.232
8 -	1:38.949 (1)		79.56	12:31:35.181
9 -	1:39.391 (2)	0.442	79.21	12:33:14.572

P2 159 Gary WAIT				
LAP	LAP TIME	DIFF	MPH	TIME OF DAY
1 -	2:04.210	23.740	63.38	12:20:29.779
2 -	1:47.635	7.165	73.14	12:22:17.414
3 -	1:42.195	1.725	77.04	12:23:59.609
4 -	1:45.089	4.619	74.91	12:25:44.698
5 -	1:46.138	5.668	74.17	12:27:30.836
6 -	1:41.518 (3)	1.048	77.55	12:29:12.354
7 -	1:40.470 (1)		78.36	12:30:52.824
8 -	1:41.379 (2)	0.909	77.66	12:32:34.203

P3 59 Jack GADD				
LAP	LAP TIME	DIFF	MPH	TIME OF DAY
1 -	2:07.115	26.269	61.93	12:20:10.895
2 -	1:51.832	10.986	70.40	12:22:02.727
3 -	1:45.644	4.798	74.52	12:23:48.371
4 -	1:43.572	2.726	76.01	12:25:31.943
5 -	1:43.870	3.024	75.79	12:27:15.813
6 -	1:43.428 (3)	2.582	76.12	12:28:59.241
7 -	1:40.846 (1)		78.07	12:30:40.087
8 -	1:40.966 (2)	0.120	77.97	12:32:21.053

P4 90 Pip FINNEY				
LAP	LAP TIME	DIFF	MPH	TIME OF DAY
1 -	2:11.307	29.893	59.96	12:20:22.621
2 -	2:01.441	20.027	64.83	12:22:24.062
3 -	3:04.920 P	1:23.506	42.57	12:25:28.982
4 -	1:50.137	8.723	71.48	12:27:19.119
5 -	1:41.414 (1)		77.63	12:29:00.533
6 -	1:42.304 (3)	0.890	76.95	12:30:42.837
7 -	1:41.857 (2)	0.443	77.29	12:32:24.694

P5 113 Rory JOSE				
LAP	LAP TIME	DIFF	MPH	TIME OF DAY
1 -	2:02.660	20.904	64.18	12:19:49.487
2 -	1:47.356 (3)	5.600	73.33	12:21:36.843
3 -	1:41.936 (2)	0.180	77.23	12:23:18.779
4 -	1:41.756 (1)		77.37	12:25:00.535

P6 101 Malcolm HARDING				
LAP	LAP TIME	DIFF	MPH	TIME OF DAY
1 -	2:18.486	36.630	56.85	12:20:28.184
2 -	1:43.838	1.982	75.82	12:22:12.022
3 -	1:41.856 (1)		77.29	12:23:53.878
4 -	1:42.433 (2)	0.577	76.86	12:25:36.311
5 -	1:50.222	8.366	71.43	12:27:26.533
6 -	1:42.736 (3)	0.880	76.63	12:29:09.269
7 -	1:42.923	1.067	76.49	12:30:52.192

DIFF = Difference To Personal Best Lap

8 - 1:43.525 1.669 76.05 12:32:35.717

P7 95 Dave COCKELL				
LAP	LAP TIME	DIFF	MPH	TIME OF DAY
1 -	2:07.494 (3)	25.199	61.75	12:20:09.933
2 -	1:48.573 (2)	6.278	72.51	12:21:58.506
3 -	1:42.295 (1)		76.96	12:23:40.801

P8 124 Alex BOAM				
LAP	LAP TIME	DIFF	MPH	TIME OF DAY
1 -	1:58.915	16.326	66.20	12:19:28.331
2 -	1:45.568	2.979	74.57	12:21:13.899
3 -	1:43.403 (3)	0.814	76.14	12:22:57.302
4 -	1:43.607	1.018	75.99	12:24:40.909
5 -	1:43.131 (2)	0.542	76.34	12:26:24.040
6 -	1:53.512	10.923	69.36	12:28:17.552
7 -	1:48.963	6.374	72.25	12:30:06.515
8 -	1:45.839	3.250	74.38	12:31:52.354
9 -	1:42.589 (1)		76.74	12:33:34.943

P9 16 Chris BAKER				
LAP	LAP TIME	DIFF	MPH	TIME OF DAY
1 -	2:05.826	20.269	62.57	12:20:05.816
2 -	1:51.430	5.873	70.65	12:21:57.246
3 -	1:50.953	5.396	70.95	12:23:48.199
4 -	1:48.519	2.962	72.55	12:25:36.718
5 -	1:46.807 (3)	1.250	73.71	12:27:23.525
6 -	1:45.557 (1)		74.58	12:29:09.082
7 -	1:45.920 (2)	0.363	74.33	12:30:55.002

P10 97 Justin FULLER				
LAP	LAP TIME	DIFF	MPH	TIME OF DAY
1 -	2:03.149	16.547	63.93	12:19:48.835
2 -	1:55.138	8.536	68.38	12:21:43.973
3 -	1:48.939 (2)	2.337	72.27	12:23:32.912
4 -	2:07.679	21.077	61.66	12:25:40.591
5 -	1:50.864	4.262	71.01	12:27:31.455
6 -	1:49.178 (3)	2.576	72.11	12:29:20.633
7 -	1:46.602 (1)		73.85	12:31:07.235

P11 57 Tony PAXMAN				
LAP	LAP TIME	DIFF	MPH	TIME OF DAY
1 -	2:01.316	13.865	64.89	12:20:12.361
2 -	1:57.613	10.162	66.94	12:22:09.974
3 -	1:49.285	1.834	72.04	12:23:59.259
4 -	1:50.712	3.261	71.11	12:25:49.971
5 -	1:49.040	1.589	72.20	12:27:39.011
6 -	1:48.420 (3)	0.969	72.61	12:29:27.431
7 -	1:47.705 (2)	0.254	73.09	12:31:15.136
8 -	1:47.451 (1)		73.27	12:33:02.587

P12 2 John EDWARDS-PARTON				
LAP	LAP TIME	DIFF	MPH	TIME OF DAY
1 -	1:56.684	8.721	67.47	12:19:34.682
2 -	1:47.963 (1)		72.92	12:21:22.645
3 -	1:48.894 (3)	0.931	72.30	12:23:11.539
4 -	1:51.528	3.565	70.59	12:25:03.067
5 -	1:50.083	2.120	71.52	12:26:53.150
6 -	1:48.867 (2)	0.904	72.31	12:28:42.017
7 -	1:48.895	0.932	72.30	12:30:30.912

Modified Ford Series

QUALIFYING - RACE 8 - LAP ANALYSIS

DIFF = Difference To Personal Best Lap

8 - 1:54.487 6.524 68.76 12:32:25.399

P13 12 Tim SANDHU

LAP	LAP TIME	DIFF	MPH	TIME OF DAY
1 -	2:11.962	22.751	59.66	12:20:36.440
2 -	2:02.119	12.908	64.47	12:22:38.559
3 -	1:55.251	6.040	68.31	12:24:33.810
4 -	1:54.544	5.333	68.73	12:26:28.354
5 -	1:53.518	4.307	69.35	12:28:21.872
6 -	1:51.155 (3)	1.944	70.83	12:30:13.027
7 -	1:49.703 (2)	0.492	71.76	12:32:02.730
8 -	1:49.211 (1)		72.09	12:33:51.941

P14 76 Kevan HADFIELD

LAP	LAP TIME	DIFF	MPH	TIME OF DAY
1 -	2:06.364	15.901	62.30	12:19:47.015
2 -	2:30.380 P	39.917	52.35	12:22:17.395
3 -	2:00.707	10.244	65.22	12:24:18.102
4 -	1:54.926	4.463	68.50	12:26:13.028
5 -	1:52.666 (3)	2.203	69.88	12:28:05.694
6 -	1:53.714	3.251	69.23	12:29:59.408
7 -	1:50.935 (2)	0.472	70.97	12:31:50.343
8 -	1:50.463 (1)		71.27	12:33:40.806

P15 134 Jason STONE

LAP	LAP TIME	DIFF	MPH	TIME OF DAY
1 -	2:11.745	20.469	59.76	12:20:08.122
2 -	1:54.959	3.683	68.48	12:22:03.081
3 -	1:54.521	3.245	68.74	12:23:57.602
4 -	1:56.933	5.657	67.33	12:25:54.535
5 -	1:53.043	1.767	69.64	12:27:47.578
6 -	1:51.276 (1)		70.75	12:29:38.854
7 -	1:51.477 (2)	0.201	70.62	12:31:30.331
8 -	1:52.483 (3)	1.207	69.99	12:33:22.814

P16 30 Richard SANDERS

LAP	LAP TIME	DIFF	MPH	TIME OF DAY
1 -	2:07.426	14.380	61.78	12:20:16.781
2 -	2:01.082	8.036	65.02	12:22:17.863
3 -	1:57.845	4.799	66.80	12:24:15.708
4 -	1:54.796 (3)	1.750	68.58	12:26:10.504
5 -	1:53.046 (1)		69.64	12:28:03.550
6 -	1:54.586 (2)	1.540	68.70	12:29:58.136
7 -	1:55.540	2.494	68.14	12:31:53.676
8 -	2:00.030	6.984	65.59	12:33:53.706

P17 13 Dave BARRETT

LAP	LAP TIME	DIFF	MPH	TIME OF DAY
1 -	2:10.541	17.395	60.31	12:20:09.389
2 -	2:00.442	7.296	65.36	12:22:09.831
3 -	1:55.954 (3)	2.808	67.89	12:24:05.785
4 -	1:58.067	4.921	66.68	12:26:03.852
5 -	1:57.090	3.944	67.24	12:28:00.942
6 -	1:56.281	3.135	67.70	12:29:57.223
7 -	1:55.306 (2)	2.160	68.28	12:31:52.529
8 -	1:53.146 (1)		69.58	12:33:45.675

P18 6 Anton MARTIN

LAP	LAP TIME	DIFF	MPH	TIME OF DAY
1 -	2:04.180	9.771	63.40	12:19:50.560

DIFF = Difference To Personal Best Lap

2 - 1:58.380 3.971 66.50 12:21:48.940
 3 - 1:56.148 (3) 1.739 67.78 12:23:45.088
 4 - 1:57.341 2.932 67.09 12:25:42.429
 5 - 1:58.740 4.331 66.30 12:27:41.169
 6 - 1:56.599 2.190 67.52 12:29:37.768
 7 - 1:55.099 (2) 0.690 68.40 12:31:32.867
 8 - **1:54.409 (1)** **68.81** **12:33:27.276**

P19 19 Graham WAIT

LAP	LAP TIME	DIFF	MPH	TIME OF DAY
1 -	2:17.564	19.144	57.23	12:20:48.846
2 -	2:01.181	2.761	64.97	12:22:50.027
3 -	1:59.121 (2)	0.701	66.09	12:24:49.148
4 -	1:59.683 (3)	1.263	65.78	12:26:48.831
5 -	1:58.420 (1)		66.48	12:28:47.251
6 -	2:08.003	9.583	61.50	12:30:55.254
7 -	2:19.361	20.941	56.49	12:33:14.615

P20 21 Mark HADFIELD

LAP	LAP TIME	DIFF	MPH	TIME OF DAY
1 -	2:04.739 (3)	4.118	63.11	12:19:49.717
2 -	2:01.402 (2)	0.781	64.85	12:21:51.119
3 -	2:00.621 (1)		65.27	12:23:51.740
4 -	2:05.274	4.653	62.84	12:25:57.014
5 -	2:07.135	6.514	61.92	12:28:04.149

P21 63 Lloyd JAMIESON

LAP	LAP TIME	DIFF	MPH	TIME OF DAY
1 -	2:01.292 (1)		64.91	12:19:50.134

P22 48 Paul SOLBE

LAP	LAP TIME	DIFF	MPH	TIME OF DAY
1 -	2:11.270	8.739	59.97	12:20:06.226
2 -	2:03.442 (2)	0.911	63.78	12:22:09.668
3 -	2:05.530	2.999	62.71	12:24:15.198
4 -	2:04.991 (3)	2.460	62.99	12:26:20.189
5 -	2:05.610	3.079	62.67	12:28:25.799
6 -	2:02.531 (1)		64.25	12:30:28.330
7 -	2:05.680	3.149	62.64	12:32:34.010

Modified Ford Series

QUALIFYING - RACE 8 - STATISTICS

Competitors Started 22
Planned Start 2022-08-20 @ 12:10:00.000
Actual Start 2022-08-20 @ 12:17:03.567
Finish Time 2022-08-20 @ 12:32:21.096
Track Length 2.1869mi.
Total Laps 154
Total Distance Covered 336.7979mi.

Session Fastest Lap History

NO	CL	NAME	LAP TIME	TIME OF DAY	LAP	VEHICLE
124	C	Alex BOAM	1:58.915	12:19:28.348	1	Fiesta 2006
2	C	John EDWARDS-PARTON	1:56.684	12:19:34.709	1	Fiesta XR2
124	C	Alex BOAM	1:45.568	12:21:13.915	2	Fiesta 2006
33	B+	Paul NEVILL	1:44.619	12:21:31.263	2	Escort MK2
101	B+	Malcolm HARDING	1:43.838	12:22:12.032	2	Escort MK2 Zakspeed
124	C	Alex BOAM	1:43.403	12:22:57.319	3	Fiesta 2006
33	B+	Paul NEVILL	1:41.427	12:23:12.690	3	Escort MK2
33	B+	Paul NEVILL	1:40.508	12:24:53.203	4	Escort MK2
33	B+	Paul NEVILL	1:40.168	12:28:14.031	6	Escort MK2
33	B+	Paul NEVILL	1:38.949	12:31:35.185	8	Escort MK2

Flag History

TYPE	TIME OF DAY
GREEN	12:17:03.567
FINISH	12:32:21.096

Flag Statistics

TYPE	COUNT	TOTAL LAPS	TOTAL TIME
Green	1	9	17:08.644
Red	0	0	0.000
Safety Car	0	0	0.000
FCY	0	0	0.000

Modified Ford Series

QUALIFYING - RACE 8 - STATISTICS

CLASS : C

7 Starters

Fastest Lap History

NO	NAME	LAP TIME	TIME OF DAY	LAP	VEHICLE
124	Alex BOAM	1:58.915	12:19:28.348	1	Fiesta 2006
2	John EDWARDS-PARTON	1:56.684	12:19:34.709	1	Fiesta XR2
124	Alex BOAM	1:45.568	12:21:13.915	2	Fiesta 2006
124	Alex BOAM	1:43.403	12:22:57.319	3	Fiesta 2006
124	Alex BOAM	1:43.131	12:26:24.057	5	Fiesta 2006
124	Alex BOAM	1:42.589	12:33:34.960	9	Fiesta 2006

Modified Ford Series

QUALIFYING - RACE 8 - STATISTICS

CLASS : B

6 Starters

Fastest Lap History

NO	NAME	LAP TIME	TIME OF DAY	LAP	VEHICLE
16	Chris BAKER	2:05.826	12:20:05.824	1	Escort MK3 RS1600i
57	Tony PAXMAN	2:01.316	12:20:12.385	1	Escort MK1
16	Chris BAKER	1:51.430	12:21:57.255	2	Escort MK3 RS1600i
16	Chris BAKER	1:50.953	12:23:48.207	3	Escort MK3 RS1600i
57	Tony PAXMAN	1:49.285	12:23:59.281	3	Escort MK1
16	Chris BAKER	1:48.519	12:25:36.726	4	Escort MK3 RS1600i
16	Chris BAKER	1:46.807	12:27:23.534	5	Escort MK3 RS1600i
16	Chris BAKER	1:45.557	12:29:09.090	6	Escort MK3 RS1600i

Modified Ford Series

QUALIFYING - RACE 8 - STATISTICS

CLASS : A

5 Starters

Fastest Lap History

NO	NAME	LAP TIME	TIME OF DAY	LAP	VEHICLE
113	Rory JOSE	2:02.660	12:19:49.497	1	Focus ST
63	Lloyd JAMIESON	2:01.292	12:19:50.149	1	Escort Cosworth
113	Rory JOSE	1:47.356	12:21:36.855	2	Focus ST
113	Rory JOSE	1:41.936	12:23:18.791	3	Focus ST
113	Rory JOSE	1:41.756	12:25:00.547	4	Focus ST
159	Gary WAIT	1:41.518	12:29:12.361	6	Sapphire Cosworth
159	Gary WAIT	1:40.470	12:30:52.832	7	Sapphire Cosworth

Modified Ford Series

QUALIFYING - RACE 8 - STATISTICS

CLASS : B+

2 Starters

Fastest Lap History

NO	NAME	LAP TIME	TIME OF DAY	LAP	VEHICLE
33	Paul NEVILL	2:02.846	12:19:46.638	1	Escort MK2
33	Paul NEVILL	1:44.619	12:21:31.263	2	Escort MK2
101	Malcolm HARDING	1:43.838	12:22:12.032	2	Escort MK2 Zakspeed
33	Paul NEVILL	1:41.427	12:23:12.690	3	Escort MK2
33	Paul NEVILL	1:40.508	12:24:53.203	4	Escort MK2
33	Paul NEVILL	1:40.168	12:28:14.031	6	Escort MK2
33	Paul NEVILL	1:38.949	12:31:35.185	8	Escort MK2

Modified Ford Series

QUALIFYING - RACE 8 - STATISTICS

CLASS : SB


2 Starters

Fastest Lap History

NO	NAME	LAP TIME	TIME OF DAY	LAP	VEHICLE
59	Jack GADD	2:07.115	12:20:10.951	1	Escort MK1 RSR
59	Jack GADD	1:51.832	12:22:02.782	2	Escort MK1 RSR
59	Jack GADD	1:45.644	12:23:48.427	3	Escort MK1 RSR
59	Jack GADD	1:43.572	12:25:31.999	4	Escort MK1 RSR
59	Jack GADD	1:43.428	12:28:59.297	6	Escort MK1 RSR
90	Pip FINNEY	1:41.414	12:29:00.547	5	Fiesta MK3
59	Jack GADD	1:40.846	12:30:40.143	7	Escort MK1 RSR

Modified Ford Series

RACE 8 - GRID (15 minutes)

ROW 11	22	2:02.531 48 Paul SOLBE	21	2:01.292 63 Lloyd JAMIESON
ROW 10	20	2:00.621 21 Mark HADFIELD	19	1:58.420 19 Graham WAIT
ROW 9	18	1:54.409 6 Anton MARTIN	17	1:53.146 13 Dave BARRETT
ROW 8	16	1:53.046 30 Richard SANDERS	15	1:51.276 134 Jason STONE
ROW 7	14	1:50.463 76 Kevan HADFIELD	13	1:49.211 12 Tim SANDHU
ROW 6	12	1:47.963 2 John EDWARDS-PARTON	11	1:47.451 57 Tony PAXMAN
ROW 5	10	1:46.602 97 Justin FULLER	9	1:45.557 16 Chris BAKER
ROW 4	8	1:42.589 124 Alex BOAM	7	1:42.295 95 Dave COCKELL
ROW 3	6	1:41.856 101 Malcolm HARDING	5	1:41.756 113 Rory JOSE
ROW 2	4	1:41.414 90 Pip FINNEY	3	1:40.846 59 Jack GADD
ROW 1	2	1:40.470 159 Gary WAIT	1	1:38.949 33 Paul NEVILL
Pole				
				

Cadwell Park : 2.1869 miles

These results are provisional until the conclusion of any judicial and technical matters.

Clerk Of Course : <i>Peter Ritchie</i>	Stewards :	Timekeeper : <i>Peter Knight</i>
---	------------	-------------------------------------

Results can be found at www.tsl-timing.com

Printed - 12:48 Saturday, 20 August 2022

Modified Ford Series

RACE 8 - CLASSIFICATION

POS	NO	CL	PIC NAME	ENTRY	LAPS	TIME	GAP	DIFF	MPH	BEST	ON
1	33	B+	1 Paul NEVILL	Escort MK2	5	8:16.535			79.28	1:37.170	4
2	59	SB	1 Jack GADD	Escort MK1 RSR	5	8:17.776	1.241	1.241	79.08	1:37.318	3
3	101	B+	2 Malcolm HARDING	Escort MK2 Zakspeed	5	8:18.122	1.587	0.346	79.02	1:37.441	3
4	113	A	1 Rory JOSE	Focus ST	5	8:19.877	3.342	1.755	78.75	1:36.513	4
5	90	SB	2 Pip FINNEY	Fiesta MK3	5	8:30.110	13.575	10.233	77.17	1:40.589	2
6	16	B	1 Chris BAKER	Escort MK3 RS1600i	5	8:52.272	35.737	22.162	73.95	1:44.468	3
7	63	A	2 Lloyd JAMIESON	Escort Cosworth	5	9:09.727	53.192	17.455	71.61	1:45.911	4
8	2	C	1 John EDWARDS-PARTON	Fiesta XR2	5	9:12.868	56.333	3.141	71.20	1:47.042	3
9	12	B	2 Tim SANDHU	Fiesta ST150	5	9:19.251	1:02.716	6.383	70.39	1:49.523	3
10	134	B	3 Jason STONE	Fiesta ST150	5	9:22.736	1:06.201	3.485	69.95	1:50.313	3
11	76	C	2 Kevan HADFIELD	Puma	5	9:22.922	1:06.387	0.186	69.93	1:50.459	3
12	30	B	4 Richard SANDERS	Fiesta ST150	5	9:23.702	1:07.167	0.780	69.83	1:49.932	3
13	13	C	3 Dave BARRETT	Fiesta MK4	5	9:31.730	1:15.195	8.028	68.85	1:49.992	3
14	6	C	4 Anton MARTIN	Escort MK3 RS1600i	5	9:33.860	1:17.325	2.130	68.59	1:52.157	3
15	21	C	5 Mark HADFIELD	Puma	5	9:53.396	1:36.861	19.536	66.34	1:55.919	2
16	48	B	5 Paul SOLBE	Focus MK1	5	10:06.746	1:50.211	13.350	64.88	1:59.143	4

NOT CLASSIFIED

DNF	19	A	Graham WAIT	Sapphire Cosworth	4	7:18.841	1 Lap	1 Lap	71.76	1:45.612	3
DNF	159	A	Gary WAIT	Sapphire Cosworth	3	5:08.372	2 Laps	1 Lap	76.59	1:41.176	2

FASTEST LAP

113	A	Rory JOSE	Focus ST	4	1:36.513	81.57 mph	131.28 kph
33	B+	Paul NEVILL	Escort MK2	4	1:37.170	81.02 mph	130.39 kph
59	SB	Jack GADD	Escort MK1 RSR	3	1:37.318	80.90 mph	130.19 kph
16	B	Chris BAKER	Escort MK3 RS1600i	3	1:44.468	75.36 mph	121.28 kph
2	C	John EDWARDS-PARTON	Fiesta XR2	3	1:47.042	73.55 mph	118.37 kph

Car Nos 57, 95, 97 & 124 Started the first part.

Weather / Track : Bright / Dry

These results are provisional until the conclusion of any judicial and technical matters.

Race Distance: 5 Laps / 10.93 miles

Cadwell Park : 2.1869 miles

Date: 20/08/2022 Start: 18:14 Finish: 18:23

Clerk Of Course :	Stewards :	Timekeeper :
<i>Peter Ritchie</i>		<i>Peter Knight</i>

Results can be found at www.tsl-timing.com

Printed - 18:28 Saturday, 20 August 2022

Modified Ford Series

RACE 8 - LAP CHART

LAP 1 @ 18:16:31.684			LAP 2 @ 18:18:11.173			LAP 3 @ 18:19:48.984			LAP 4 @ 18:21:26.154			LAP 5 @ 18:23:04.856		
NO	BEHIND	LAP TIME	NO	BEHIND	LAP TIME	NO	BEHIND	LAP TIME	NO	BEHIND	LAP TIME	NO	BEHIND	LAP TIME
33		1:43.363	33		1:39.489	33		1:37.811	33		1:37.170	33		1:38.702
159	1.160	1:44.523	59	1.353	1:38.767	59	0.860	1:37.318	59	1.227	1:37.537	59	1.241	1:38.716
59	2.075	1:45.438	101	1.995	1:39.275	101	1.625	1:37.441	101	2.324	1:37.869	101	1.587	1:37.965
101	2.209	1:45.572	159	2.847	1:41.176	113	4.301	1:39.051	113	3.644	1:36.513	113	3.342	1:38.400
113	2.834	1:46.197	113	3.061	1:39.716	159	7.709	1:42.673	90	11.460	1:40.766	90	13.575	1:40.817
90	3.786	1:47.149	90	4.886	1:40.589	90	7.864	1:40.789	16	29.883	1:48.035	16	35.737	1:44.556
16	6.108	1:49.471	16	12.361	1:45.742	16	19.018	1:44.468	19	41.008	1:46.752	63	53.192	1:47.519
2	11.455	1:54.818	2	19.696	1:47.730	2	28.927	1:47.042	2	44.030	1:52.273	2	56.333	1:51.005
12	12.921	1:56.284	19	23.625	1:47.535	19	31.426	1:45.612	63	44.375	1:45.911	12	1:02.716	1:51.812
134	14.459	1:57.822	12	23.773	1:50.341	12	35.485	1:49.523	12	49.606	1:51.291	134	1:06.201	1:51.983
76	14.768	1:58.131	134	25.948	1:50.978	63	35.634	1:46.945	134	52.920	1:51.640	76	1:06.387	1:51.910
19	15.579	1:58.942	76	26.165	1:50.886	134	38.450	1:50.313	76	53.179	1:51.536	30	1:07.167	1:50.024
13	16.072	1:59.435	63	26.500	1:49.643	76	38.813	1:50.459	30	55.845	1:50.945	13	1:15.195	1:55.128
63	16.346	1:59.709	13	29.135	1:52.552	13	41.316	1:49.992	13	58.769	1:54.623	6	1:17.325	1:52.519
30	18.285	2:01.648	30	29.949	1:51.153	30	42.070	1:49.932	6	1:03.508	1:53.657	21	1:36.861	1:59.062
6	19.275	2:02.638	6	32.675	1:52.889	6	47.021	1:52.157	21	1:16.501	1:58.209	48	1:50.211	1:59.591
21	20.311	2:03.674	21	36.741	1:55.919	21	55.462	1:56.532	48	1:29.322	1:59.143			
48	24.034	2:07.397	48	45.176	2:00.631	48	1:07.349	1:59.984						

Modified Ford Series

RACE 8 - LAP ANALYSIS

DIFF = Difference To Personal Best Lap

P1 33 Paul NEVILL				
LAP	LAP TIME	DIFF	MPH	TIME OF DAY
1 -	1:43.363	6.193	76.17	18:16:31.684
2 -	1:39.489	2.319	79.13	18:18:11.173
3 -	1:37.811 (2)	0.641	80.49	18:19:48.984
4 -	1:37.170 (1)		81.02	18:21:26.154
5 -	1:38.702 (3)	1.532	79.76	18:23:04.856

P2 59 Jack GADD				
LAP	LAP TIME	DIFF	MPH	TIME OF DAY
1 -	1:45.438	8.120	74.67	18:16:33.759
2 -	1:38.767	1.449	79.71	18:18:12.526
3 -	1:37.318 (1)		80.90	18:19:49.844
4 -	1:37.537 (2)	0.219	80.72	18:21:27.381
5 -	1:38.716 (3)	1.398	79.75	18:23:06.097

P3 101 Malcolm HARDING				
LAP	LAP TIME	DIFF	MPH	TIME OF DAY
1 -	1:45.572	8.131	74.57	18:16:33.893
2 -	1:39.275	1.834	79.30	18:18:13.168
3 -	1:37.441 (1)		80.79	18:19:50.609
4 -	1:37.869 (2)	0.428	80.44	18:21:28.478
5 -	1:37.965 (3)	0.524	80.36	18:23:06.443

P4 113 Rory JOSE				
LAP	LAP TIME	DIFF	MPH	TIME OF DAY
1 -	1:46.197	9.684	74.13	18:16:34.518
2 -	1:39.716	3.203	78.95	18:18:14.234
3 -	1:39.051 (3)	2.538	79.48	18:19:53.285
4 -	1:36.513 (1)		81.57	18:21:29.798
5 -	1:38.400 (2)	1.887	80.01	18:23:08.198

P5 90 Pip FINNEY				
LAP	LAP TIME	DIFF	MPH	TIME OF DAY
1 -	1:47.149	6.560	73.47	18:16:35.470
2 -	1:40.589 (1)		78.27	18:18:16.059
3 -	1:40.789 (3)	0.200	78.11	18:19:56.848
4 -	1:40.766 (2)	0.177	78.13	18:21:37.614
5 -	1:40.817	0.228	78.09	18:23:18.431

P6 16 Chris BAKER				
LAP	LAP TIME	DIFF	MPH	TIME OF DAY
1 -	1:49.471	5.003	71.92	18:16:37.792
2 -	1:45.742 (3)	1.274	74.45	18:18:23.534
3 -	1:44.468 (1)		75.36	18:20:08.002
4 -	1:48.035	3.567	72.87	18:21:56.037
5 -	1:44.556 (2)	0.088	75.30	18:23:40.593

P7 63 Lloyd JAMIESON				
LAP	LAP TIME	DIFF	MPH	TIME OF DAY
1 -	1:59.709	13.798	65.76	18:16:48.030
2 -	1:49.643	3.732	71.80	18:18:37.673
3 -	1:46.945 (2)	1.034	73.61	18:20:24.618
4 -	1:45.911 (1)		74.33	18:22:10.529
5 -	1:47.519 (3)	1.608	73.22	18:23:58.048

DIFF = Difference To Personal Best Lap

P8 2 John EDWARDS-PARTON				
LAP	LAP TIME	DIFF	MPH	TIME OF DAY
1 -	1:54.818	7.776	68.57	18:16:43.139
2 -	1:47.730 (2)	0.688	73.08	18:18:30.869
3 -	1:47.042 (1)		73.55	18:20:17.911
4 -	1:52.273	5.231	70.12	18:22:10.184
5 -	1:51.005 (3)	3.963	70.92	18:24:01.189

P9 12 Tim SANDHU				
LAP	LAP TIME	DIFF	MPH	TIME OF DAY
1 -	1:56.284	6.761	67.70	18:16:44.605
2 -	1:50.341 (2)	0.818	71.35	18:18:34.946
3 -	1:49.523 (1)		71.88	18:20:24.469
4 -	1:51.291 (3)	1.768	70.74	18:22:15.760
5 -	1:51.812	2.289	70.41	18:24:07.572

P10 134 Jason STONE				
LAP	LAP TIME	DIFF	MPH	TIME OF DAY
1 -	1:57.822	7.509	66.82	18:16:46.143
2 -	1:50.978 (2)	0.665	70.94	18:18:37.121
3 -	1:50.313 (1)		71.37	18:20:27.434
4 -	1:51.640 (3)	1.327	70.52	18:22:19.074
5 -	1:51.983	1.670	70.30	18:24:11.057

P11 76 Kevan HADFIELD				
LAP	LAP TIME	DIFF	MPH	TIME OF DAY
1 -	1:58.131	7.672	66.64	18:16:46.452
2 -	1:50.886 (2)	0.427	71.00	18:18:37.338
3 -	1:50.459 (1)		71.27	18:20:27.797
4 -	1:51.536 (3)	1.077	70.58	18:22:19.333
5 -	1:51.910	1.451	70.35	18:24:11.243

P12 30 Richard SANDERS				
LAP	LAP TIME	DIFF	MPH	TIME OF DAY
1 -	2:01.648	11.716	64.72	18:16:49.969
2 -	1:51.153	1.221	70.83	18:18:41.122
3 -	1:49.932 (1)		71.61	18:20:31.054
4 -	1:50.945 (3)	1.013	70.96	18:22:21.999
5 -	1:50.024 (2)	0.092	71.55	18:24:12.023

P13 13 Dave BARRETT				
LAP	LAP TIME	DIFF	MPH	TIME OF DAY
1 -	1:59.435	9.443	65.92	18:16:47.756
2 -	1:52.552 (2)	2.560	69.95	18:18:40.308
3 -	1:49.992 (1)		71.57	18:20:30.300
4 -	1:54.623 (3)	4.631	68.68	18:22:24.923
5 -	1:55.128	5.136	68.38	18:24:20.051

P14 6 Anton MARTIN				
LAP	LAP TIME	DIFF	MPH	TIME OF DAY
1 -	2:02.638	10.481	64.19	18:16:50.959
2 -	1:52.889 (3)	0.732	69.74	18:18:43.848
3 -	1:52.157 (1)		70.19	18:20:36.005
4 -	1:53.657	1.500	69.27	18:22:29.662
5 -	1:52.519 (2)	0.362	69.97	18:24:22.181

Modified Ford Series

RACE 8 - LAP ANALYSIS

DIFF = Difference To Personal Best Lap

P15 21 Mark HADFIELD				
LAP	LAP TIME	DIFF	MPH	TIME OF DAY
1 -	2:03.674	7.755	63.66	18:16:51.995
2 -	1:55.919 (1)		67.91	18:18:47.914
3 -	1:56.532 (2)	0.613	67.56	18:20:44.446
4 -	1:58.209 (3)	2.290	66.60	18:22:42.655
5 -	1:59.062	3.143	66.12	18:24:41.717

P16 48 Paul SOLBE				
LAP	LAP TIME	DIFF	MPH	TIME OF DAY
1 -	2:07.397	8.254	61.80	18:16:55.718
2 -	2:00.631	1.488	65.26	18:18:56.349
3 -	1:59.984 (3)	0.841	65.61	18:20:56.333
4 -	1:59.143 (1)		66.08	18:22:55.476
5 -	1:59.591 (2)	0.448	65.83	18:24:55.067

P17 19 Graham WAIT				
LAP	LAP TIME	DIFF	MPH	TIME OF DAY
1 -	1:58.942	13.330	66.19	18:16:47.263
2 -	1:47.535 (3)	1.923	73.21	18:18:34.798
3 -	1:45.612 (1)		74.54	18:20:20.410
4 -	1:46.752 (2)	1.140	73.75	18:22:07.162

P18 159 Gary WAIT				
LAP	LAP TIME	DIFF	MPH	TIME OF DAY
1 -	1:44.523 (3)	3.347	75.32	18:16:32.844
2 -	1:41.176 (1)		77.81	18:18:14.020
3 -	1:42.673 (2)	1.497	76.68	18:19:56.693

Modified Ford Series

RACE 8 - STATISTICS

Competitors Started 18
Planned Start 2022-08-20 @ 17:45:00.000
Actual Start 2022-08-20 @ 18:14:48.320
Finish Time 2022-08-20 @ 18:23:04.131
Track Length 2.1869mi.
Total Laps 87
Total Distance Covered 190.2689mi.

Session Fastest Lap History

NO	CL	NAME	LAP TIME	TIME OF DAY	LAP	VEHICLE
33	B+	Paul NEVILL	1:43.363	18:16:31.680	1	Escort MK2
33	B+	Paul NEVILL	1:39.489	18:18:11.171	2	Escort MK2
59	SB	Jack GADD	1:38.767	18:18:12.580	2	Escort MK1 RSR
33	B+	Paul NEVILL	1:37.811	18:19:48.984	3	Escort MK2
59	SB	Jack GADD	1:37.318	18:19:49.898	3	Escort MK1 RSR
33	B+	Paul NEVILL	1:37.170	18:21:26.153	4	Escort MK2
113	A	Rory JOSE	1:36.513	18:21:29.809	4	Focus ST

Session Leader History

NO	CL	NAME	FROM LAP	LAPS LED	DISTANCE	VEHICLE
33	B+	Paul NEVILL	1	5	10.93 miles	Escort MK2

Flag History

TYPE	TIME OF DAY
GREEN	18:14:48.320
FINISH	18:23:04.131

Flag Statistics

TYPE	COUNT	TOTAL LAPS	TOTAL TIME
Green	1	5	10:12.019
Red	0	0	0.000
Safety Car	0	0	0.000
FCY	0	0	0.000

Modified Ford Series
RACE 8 - STATISTICS

CLASS : C

5 Starters

Fastest Lap History

NO	NAME	LAP TIME	TIME OF DAY	LAP	VEHICLE
2	John EDWARDS-PARTON	1:54.818	18:16:43.165	1	Fiesta XR2
2	John EDWARDS-PARTON	1:47.730	18:18:30.895	2	Fiesta XR2
2	John EDWARDS-PARTON	1:47.042	18:20:17.929	3	Fiesta XR2

Leader History

NO	NAME	FROM LAP	LAPS LED	DISTANCE	VEHICLE
2	John EDWARDS-PARTON	1	5	10.93 miles	Fiesta XR2

Modified Ford Series
RACE 8 - STATISTICS

CLASS : B

5 Starters

Fastest Lap History

NO	NAME	LAP TIME	TIME OF DAY	LAP	VEHICLE
16	Chris BAKER	1:49.471	18:16:37.800	1	Escort MK3 RS1600i
16	Chris BAKER	1:45.742	18:18:23.543	2	Escort MK3 RS1600i
16	Chris BAKER	1:44.468	18:20:08.010	3	Escort MK3 RS1600i

Leader History

NO	NAME	FROM LAP	LAPS LED	DISTANCE	VEHICLE
16	Chris BAKER	1	5	10.93 miles	Escort MK3 RS1600i

Modified Ford Series
RACE 8 - STATISTICS

CLASS : A

4 Starters

Fastest Lap History

NO	NAME	LAP TIME	TIME OF DAY	LAP	VEHICLE
159	Gary WAIT	1:44.523	18:16:32.853	1	Sapphire Cosworth
159	Gary WAIT	1:41.176	18:18:14.027	2	Sapphire Cosworth
113	Rory JOSE	1:39.716	18:18:14.245	2	Focus ST
113	Rory JOSE	1:39.051	18:19:53.297	3	Focus ST
113	Rory JOSE	1:36.513	18:21:29.809	4	Focus ST

Leader History

NO	NAME	FROM LAP	LAPS LED	DISTANCE	VEHICLE
159	Gary WAIT	1	2	4.37 miles	Sapphire Cosworth
113	Rory JOSE	3	3	6.56 miles	Focus ST

Modified Ford Series

RACE 8 - STATISTICS

CLASS : B+

2 Starters

Fastest Lap History

NO	NAME	LAP TIME	TIME OF DAY	LAP	VEHICLE
33	Paul NEVILL	1:43.363	18:16:31.680	1	Escort MK2
33	Paul NEVILL	1:39.489	18:18:11.171	2	Escort MK2
101	Malcolm HARDING	1:39.275	18:18:13.178	2	Escort MK2 Zakspeed
33	Paul NEVILL	1:37.811	18:19:48.984	3	Escort MK2
101	Malcolm HARDING	1:37.441	18:19:50.618	3	Escort MK2 Zakspeed
33	Paul NEVILL	1:37.170	18:21:26.153	4	Escort MK2

Leader History

NO	NAME	FROM LAP	LAPS LED	DISTANCE	VEHICLE
33	Paul NEVILL	1	5	10.93 miles	Escort MK2

Modified Ford Series

RACE 8 - STATISTICS

CLASS : SB

2 Starters


Fastest Lap History

NO	NAME	LAP TIME	TIME OF DAY	LAP	VEHICLE
59	Jack GADD	1:45.438	18:16:33.812	1	Escort MK1 RSR
59	Jack GADD	1:38.767	18:18:12.580	2	Escort MK1 RSR
59	Jack GADD	1:37.318	18:19:49.898	3	Escort MK1 RSR

Leader History

NO	NAME	FROM LAP	LAPS LED	DISTANCE	VEHICLE
59	Jack GADD	1	5	10.93 miles	Escort MK1 RSR

Modified Ford Series
RACE 14 - GRID (15 minutes) - AMENDED

ROW 11		21	260	AJ HOWE	
ROW 10	20	95	Dave COCKELL	19	97 Justin FULLER
ROW 9	18	159	Gary WAIT	17	19 Graham WAIT
ROW 8	16	48	Paul SOLBE	15	21 Mark HADFIELD
ROW 7	14	6	Anton MARTIN	13	13 Dave BARRETT
ROW 6	12	30	Richard SANDERS	11	76 Kevan HADFIELD
ROW 5	10	134	Jason STONE	9	12 Tim SANDHU
ROW 4	8	2	John EDWARDS-PARTON	7	63 Lloyd JAMIESON
ROW 3	6	16	Chris BAKER	5	90 Pip FINNEY
ROW 2	4	113	Rory JOSE	3	101 Malcolm HARDING
ROW 1	2	59	Jack GADD	1	33 Paul NEVILL
Pole					
					

Cadwell Park : 2.1869 miles

These results are provisional until the conclusion of any judicial and technical matters.

Clerk Of Course :

Peter Ritchie

Stewards :


Timekeeper :

Peter Knight

 Results can be found at www.tsl-timing.com

Printed - 11:37 Sunday, 21 August 2022

Modified Ford Series
RACE 14 - GRID (15 minutes)

ROW 10	20	260	AJ HOWE	19	95	Dave COCKELL
ROW 9	18	159	Gary WAIT	17	19	Graham WAIT
ROW 8	16	48	Paul SOLBE	15	21	Mark HADFIELD
ROW 7	14	6	Anton MARTIN	13	13	Dave BARRETT
ROW 6	12	30	Richard SANDERS	11	76	Kevan HADFIELD
ROW 5	10	134	Jason STONE	9	12	Tim SANDHU
ROW 4	8	2	John EDWARDS-PARTON	7	63	Lloyd JAMIESON
ROW 3	6	16	Chris BAKER	5	90	Pip FINNEY
ROW 2	4	113	Rory JOSE	3	101	Malcolm HARDING
ROW 1	2	59	Jack GADD	1	33	Paul NEVILL
Pole						
						

Cadwell Park : 2.1869 miles

These results are provisional until the conclusion of any judicial and technical matters.

Clerk Of Course :

Peter Ritchie

Stewards :

Timekeeper :

Peter Knight

 Results can be found at www.tsl-timing.com

Printed - 10:17 Sunday, 21 August 2022

Modified Ford Series

RACE 14 - CLASSIFICATION

POS	NO	CL	PIC NAME	ENTRY	LAPS	TIME	GAP	DIFF	MPH	BEST	ON
1	95	A	1 Dave COCKELL	Escort Cosworth	10	16:28.486			79.64	1:34.466	4
2	33	B+	1 Paul NEVILL	Escort MK2	10	16:32.279	3.793	3.793	79.34	1:37.577	9
3	59	SB	1 Jack GADD	Escort MK1 RSR	10	16:33.924	5.438	1.645	79.21	1:37.457	9
4	113	A	2 Rory JOSE	Focus ST	10	16:34.623	6.137	0.699	79.15	1:37.054	9
5	101	B+	2 Malcolm HARDING	Escort MK2 Zakspeed	10	16:35.039	6.553	0.416	79.12	1:37.523	4
6	63	A	3 Lloyd JAMIESON	Escort Cosworth	10	17:16.525	48.039	41.486	75.95	1:40.443	7
7	159	A	4 Gary WAIT	Sapphire Cosworth	10	17:18.044	49.558	1.519	75.84	1:39.980	3
8	19	A	5 Graham WAIT	Sapphire Cosworth	10	17:44.668	1:16.182	26.624	73.94	1:40.377	6
9	16	B	1 Chris BAKER	Escort MK3 RS1600i	10	18:03.841	1:35.355	19.173	72.64	1:42.942	5
10	2	C	1 John EDWARDS-PARTON	Fiesta XR2	10	18:13.612	1:45.126	9.771	71.99	1:46.609	6
11	76	C	2 Kevan HADFIELD	Puma	10	18:14.201	1:45.715	0.589	71.95	1:46.893	8
12	12	B	2 Tim SANDHU	Fiesta ST150	9	16:36.904	1 Lap	1 Lap	71.07	1:48.364	6
13	30	B	3 Richard SANDERS	Fiesta ST150	9	16:38.387	1 Lap	1.483	70.97	1:48.525	6
14	13	C	3 Dave BARRETT	Fiesta MK4	9	17:00.957	1 Lap	22.570	69.40	1:50.908	6
15	134	B	4 Jason STONE	Fiesta ST150	9	17:02.103	1 Lap	1.146	69.32	1:50.005	8
16	97	C	4 Justin FULLER	Puma	9	17:02.852	1 Lap	0.749	69.27	1:45.304	8
17	6	C	5 Anton MARTIN	Escort MK3 RS1600i	9	17:02.997	1 Lap	0.145	69.26	1:50.227	8
18	21	C	6 Mark HADFIELD	Puma	9	17:30.470	1 Lap	27.473	67.45	1:53.216	7
19	48	B	5 Paul SOLBE	Focus MK1	9	17:37.794	1 Lap	7.324	66.98	1:53.478	9

NOT CLASSIFIED

DNF	260	B+	AJ HOWE	Focus Estate	4	7:28.149	6 Laps	5 Laps	70.27	1:47.719	4
DNF	90	SB	Pip FINNEY	Fiesta MK3	1	1:47.940	9 Laps	3 Laps	72.94	1:47.940	1

FASTEST LAP

95	A	Dave COCKELL	Escort Cosworth	4	1:34.466	83.34 mph	134.12 kph
59	SB	Jack GADD	Escort MK1 RSR	9	1:37.457	80.78 mph	130.01 kph
101	B+	Malcolm HARDING	Escort MK2 Zakspeed	4	1:37.523	80.73 mph	129.92 kph
16	B	Chris BAKER	Escort MK3 RS1600i	5	1:42.942	76.48 mph	123.08 kph
97	C	Justin FULLER	Puma	8	1:45.304	74.76 mph	120.32 kph

Weather / Track : Bright / Dry

These results are provisional until the conclusion of any judicial and technical matters.

Race Distance: 10 Laps / 21.86 miles

Cadwell Park : 2.1869 miles

Date: 21/08/2022 Start: 11:54 Finish: 12:11

Clerk Of Course :

Peter Ritchie

Stewards :

Timekeeper :

Peter Knight

Modified Ford Series

RACE 14 - LAP CHART

LAP 1 @ 11:56:29.844			LAP 2 @ 11:58:08.875			LAP 3 @ 11:59:46.859			LAP 4 @ 12:01:24.591			LAP 5 @ 12:03:02.446		
NO	BEHIND	LAP TIME	NO	BEHIND	LAP TIME	NO	BEHIND	LAP TIME	NO	BEHIND	LAP TIME	NO	BEHIND	LAP TIME
33		1:44.897	33		1:39.031	33		1:37.984	33		1:37.732	33		1:37.855
59	0.462	1:45.359	59	0.834	1:39.403	59	0.558	1:37.708	59	0.326	1:37.500	59	0.444	1:37.973
101	1.039	1:45.936	101	1.516	1:39.508	101	1.734	1:38.202	101	1.525	1:37.523	101	1.243	1:37.573
113	2.146	1:47.043	113	1.699	1:38.584	113	2.326	1:38.611	113	2.065	1:37.471	113	1.974	1:37.764
90	3.043	1:47.940	63	8.974	1:43.137	95	8.837	1:35.841	95	5.571	1:34.466	95	2.609	1:34.893
63	4.868	1:49.765	95	10.980	1:37.459	159	14.316	1:39.980	159	16.715	1:40.131	159	20.014	1:41.154
16	5.823	1:50.720	16	12.124	1:45.332	63	16.805	1:45.815	63	22.678	1:43.605	63	27.640	1:42.817
159	8.606	1:53.503	159	12.320	1:42.745	16	17.447	1:43.307	16	23.284	1:43.569	16	28.371	1:42.942
19	12.322	1:57.219	19	18.439	1:45.148	19	24.096	1:43.641	19	27.873	1:41.509	19	31.381	1:41.363
95	12.552	1:57.449	76	23.887	1:49.456	76	35.786	1:49.883	2	47.341	1:48.504	2	59.146	1:49.660
76	13.462	1:58.359	12	24.736	1:48.852	2	36.569	1:49.070	76	48.201	1:50.147	76	1:00.039	1:49.693
12	14.915	1:59.812	2	25.483	1:49.014	12	37.882	1:51.130	260	48.505	1:47.719	12	1:00.802	1:49.129
30	15.288	2:00.185	30	26.984	1:50.727	260	38.518	1:48.432	12	49.528	1:49.378	30	1:01.329	1:49.057
2	15.500	2:00.397	260	28.070	1:48.903	30	39.215	1:50.215	30	50.127	1:48.644	134	1:14.595	1:51.092
134	17.175	2:02.072	134	31.078	1:52.934	13	44.766	1:51.531	13	1:00.165	1:53.131	13	1:14.756	1:52.446
13	17.522	2:02.419	13	31.219	1:52.728	97	44.940	1:51.494	134	1:01.358	1:52.409	6	1:15.848	1:51.596
260	18.198	2:03.095	97	31.430	1:51.075	134	46.681	1:53.587	6	1:02.107	1:51.784	97	1:32.423	1:54.055
6	19.212	2:04.109	6	32.811	1:52.630	6	48.055	1:53.228	21	1:16.047	1:55.247	21	1:33.155	1:54.963
97	19.386	2:04.283	21	41.921	1:56.778	21	58.532	1:54.595	97	1:16.223	2:09.015			
21	24.174	2:09.071	48	44.336	1:57.517	48	1:02.324	1:55.972	48	1:21.102	1:56.510			
48	25.850	2:10.747												

Modified Ford Series

RACE 14 - LAP CHART

LAP 6 @ 12:04:40.408			LAP 7 @ 12:06:18.451			LAP 8 @ 12:07:55.570			LAP 9 @ 12:09:32.818			LAP 10 @ 12:11:13.433		
NO	BEHIND	LAP TIME	NO	BEHIND	LAP TIME	NO	BEHIND	LAP TIME	NO	BEHIND	LAP TIME	NO	BEHIND	LAP TIME
33		1:37.962	33		1:38.043	95		1:36.451	95		1:37.248	95		1:40.615
59	0.453	1:37.971	95	0.668	1:37.249	33	4.900	1:42.019	33	5.229	1:37.577	33	3.793	1:39.179
48	1 Lap	1:55.651	59	1.985	1:39.575	59	5.557	1:40.691	59	5.766	1:37.457	59	5.438	1:40.287
113	1.307	1:37.295	113	2.927	1:39.663	13	1 Lap	1:53.538	113	7.268	1:37.054	113	6.137	1:39.484
95	1.462	1:36.815	101	5.593	1:41.016	113	7.462	1:41.654	101	8.272	1:37.558	101	6.553	1:38.896
101	2.620	1:39.339	97	1 Lap	1:53.711	101	7.962	1:39.488	13	1 Lap	1:52.618	12	1 Lap	1:51.909
159	23.796	1:41.744	21	1 Lap	1:56.181	134	1 Lap	1:56.021	134	1 Lap	1:50.005	30	1 Lap	1:52.278
63	32.603	1:42.925	48	1 Lap	1:56.331	6	1 Lap	1:55.723	6	1 Lap	1:50.227	13	1 Lap	1:51.638
16	33.660	1:43.251	159	27.719	1:41.966	97	1 Lap	1:46.169	97	1 Lap	1:45.304	134	1 Lap	1:51.916
19	33.796	1:40.377	63	35.003	1:40.443	21	1 Lap	1:53.216	159	42.242	1:43.308	97	1 Lap	1:47.746
2	1:07.793	1:46.609	19	36.410	1:40.657	159	36.182	1:45.582	63	43.702	1:41.362	6	1 Lap	1:51.614
76	1:09.845	1:47.768	16	47.602	1:51.985	48	1 Lap	1:56.909	21	1 Lap	1:54.333	63	48.039	1:44.952
12	1:11.204	1:48.364	2	1:17.504	1:47.754	63	39.588	1:41.704	48	1 Lap	1:54.679	159	49.558	1:47.931
30	1:11.892	1:48.525	76	1:19.092	1:47.290	19	53.197	1:53.906	19	1:04.797	1:48.848	21	1 Lap	1:56.086
13	1:27.702	1:50.908	12	1:21.600	1:48.439	16	1:04.753	1:54.270	16	1:13.021	1:45.516	48	1 Lap	1:53.478
134	1:28.700	1:52.067	30	1:23.191	1:49.342	2	1:27.634	1:47.249	2	1:38.224	1:47.838	19	1:16.182	1:52.000
6	1:29.972	1:52.086				76	1:28.866	1:46.893	76	1:38.814	1:47.196	16	1:35.355	2:02.949
						12	1:34.372	1:49.891				2	1:45.126	1:47.517
						30	1:35.486	1:49.414				76	1:45.715	1:47.516

Modified Ford Series

RACE 14 - LAP ANALYSIS

DIFF = Difference To Personal Best Lap

P1 95 Dave COCKELL				
LAP	LAP TIME	DIFF	MPH	TIME OF DAY
1 -	1:57.449	22.983	67.03	11:56:42.396
2 -	1:37.459	2.993	80.78	11:58:19.855
3 -	1:35.841 (3)	1.375	82.14	11:59:55.696
4 -	1:34.466 (1)		83.34	12:01:30.162
5 -	1:34.893 (2)	0.427	82.96	12:03:05.055
6 -	1:36.815	2.349	81.32	12:04:41.870
7 -	1:37.249	2.783	80.95	12:06:19.119
8 -	1:36.451	1.985	81.62	12:07:55.570
9 -	1:37.248	2.782	80.96	12:09:32.818
10 -	1:40.615	6.149	78.25	12:11:13.433

P2 33 Paul NEVILL				
LAP	LAP TIME	DIFF	MPH	TIME OF DAY
1 -	1:44.897	7.320	75.05	11:56:29.844
2 -	1:39.031	1.454	79.50	11:58:08.875
3 -	1:37.984	0.407	80.35	11:59:46.859
4 -	1:37.732 (2)	0.155	80.55	12:01:24.591
5 -	1:37.855 (3)	0.278	80.45	12:03:02.446
6 -	1:37.962	0.385	80.36	12:04:40.408
7 -	1:38.043	0.466	80.30	12:06:18.451
8 -	1:42.019	4.442	77.17	12:08:00.470
9 -	1:37.577 (1)		80.68	12:09:38.047
10 -	1:39.179	1.602	79.38	12:11:17.226

P3 59 Jack GADD				
LAP	LAP TIME	DIFF	MPH	TIME OF DAY
1 -	1:45.359	7.902	74.72	11:56:30.306
2 -	1:39.403	1.946	79.20	11:58:09.709
3 -	1:37.708 (3)	0.251	80.57	11:59:47.417
4 -	1:37.500 (2)	0.043	80.75	12:01:24.917
5 -	1:37.973	0.516	80.36	12:03:02.890
6 -	1:37.971	0.514	80.36	12:04:40.861
7 -	1:39.575	2.118	79.06	12:06:20.436
8 -	1:40.691	3.234	78.19	12:08:01.127
9 -	1:37.457 (1)		80.78	12:09:38.584
10 -	1:40.287	2.830	78.50	12:11:18.871

P4 113 Rory JOSE				
LAP	LAP TIME	DIFF	MPH	TIME OF DAY
1 -	1:47.043	9.989	73.55	11:56:31.990
2 -	1:38.584	1.530	79.86	11:58:10.574
3 -	1:38.611	1.557	79.84	11:59:49.185
4 -	1:37.471 (3)	0.417	80.77	12:01:26.656
5 -	1:37.764	0.710	80.53	12:03:04.420
6 -	1:37.295 (2)	0.241	80.92	12:04:41.715
7 -	1:39.663	2.609	78.99	12:06:21.378
8 -	1:41.654	4.600	77.45	12:08:03.032
9 -	1:37.054 (1)		81.12	12:09:40.086
10 -	1:39.484	2.430	79.14	12:11:19.570

P5 101 Malcolm HARDING				
LAP	LAP TIME	DIFF	MPH	TIME OF DAY
1 -	1:45.936	8.413	74.31	11:56:30.883
2 -	1:39.508	1.985	79.12	11:58:10.391
3 -	1:38.202	0.679	80.17	11:59:48.593
4 -	1:37.523 (1)		80.73	12:01:26.116
5 -	1:37.573 (3)	0.050	80.69	12:03:03.689
6 -	1:39.339	1.816	79.25	12:04:43.028
7 -	1:41.016	3.493	77.94	12:06:24.044

DIFF = Difference To Personal Best Lap

8 -	1:39.488	1.965	79.13	12:08:03.532
9 -	1:37.558 (2)	0.035	80.70	12:09:41.090
10 -	1:38.896	1.373	79.61	12:11:19.986

P6 63 Lloyd JAMIESON				
LAP	LAP TIME	DIFF	MPH	TIME OF DAY
1 -	1:49.765	9.322	71.72	11:56:34.712
2 -	1:43.137	2.694	76.33	11:58:17.849
3 -	1:45.815	5.372	74.40	12:00:03.664
4 -	1:43.605	3.162	75.99	12:01:47.269
5 -	1:42.817	2.374	76.57	12:03:30.086
6 -	1:42.925	2.482	76.49	12:05:13.011
7 -	1:40.443 (1)		78.38	12:06:53.454
8 -	1:41.704 (3)	1.261	77.41	12:08:35.158
9 -	1:41.362 (2)	0.919	77.67	12:10:16.520
10 -	1:44.952	4.509	75.01	12:12:01.472

P7 159 Gary WAIT				
LAP	LAP TIME	DIFF	MPH	TIME OF DAY
1 -	1:53.503	13.523	69.36	11:56:38.450
2 -	1:42.745	2.765	76.62	11:58:21.195
3 -	1:39.980 (1)		78.74	12:00:01.175
4 -	1:40.131 (2)	0.151	78.62	12:01:41.306
5 -	1:41.154 (3)	1.174	77.83	12:03:22.460
6 -	1:41.744	1.764	77.38	12:05:04.204
7 -	1:41.966	1.986	77.21	12:06:46.170
8 -	1:45.582	5.602	74.56	12:08:31.752
9 -	1:43.308	3.328	76.21	12:10:15.060
10 -	1:47.931	7.951	72.94	12:12:02.991

P8 19 Graham WAIT				
LAP	LAP TIME	DIFF	MPH	TIME OF DAY
1 -	1:57.219	16.842	67.16	11:56:42.166
2 -	1:45.148	4.771	74.87	11:58:27.314
3 -	1:43.641	3.264	75.96	12:00:10.955
4 -	1:41.509	1.132	77.56	12:01:52.464
5 -	1:41.363 (3)	0.986	77.67	12:03:33.827
6 -	1:40.377 (1)		78.43	12:05:14.204
7 -	1:40.657 (2)	0.280	78.21	12:06:54.861
8 -	1:53.906	13.529	69.12	12:08:48.767
9 -	1:48.848	8.471	72.33	12:10:37.615
10 -	1:52.000	11.623	70.29	12:12:29.615

P9 16 Chris BAKER				
LAP	LAP TIME	DIFF	MPH	TIME OF DAY
1 -	1:50.720	7.778	71.10	11:56:35.667
2 -	1:45.332	2.390	74.74	11:58:20.999
3 -	1:43.307 (3)	0.365	76.21	12:00:04.306
4 -	1:43.569	0.627	76.01	12:01:47.875
5 -	1:42.942 (1)		76.48	12:03:30.817
6 -	1:43.251 (2)	0.309	76.25	12:05:14.068
7 -	1:51.985	9.043	70.30	12:07:06.053
8 -	1:54.270	11.328	68.89	12:09:00.323
9 -	1:45.516	2.574	74.61	12:10:45.839
10 -	2:02.949	20.007	64.03	12:12:48.788

P10 2 John EDWARDS-PARTON				
LAP	LAP TIME	DIFF	MPH	TIME OF DAY
1 -	2:00.397	13.788	65.39	11:56:45.344
2 -	1:49.014	2.405	72.22	11:58:34.358
3 -	1:49.070	2.461	72.18	12:00:23.428

Modified Ford Series

RACE 14 - LAP ANALYSIS

DIFF = Difference To Personal Best Lap

4 -	1:48.504	1.895	72.56	12:02:11.932
5 -	1:49.660	3.051	71.79	12:04:01.592
6 -	1:46.609 (1)		73.85	12:05:48.201
7 -	1:47.754	1.145	73.06	12:07:35.955
8 -	1:47.249 (2)	0.640	73.41	12:09:23.204
9 -	1:47.838	1.229	73.00	12:11:11.042
10 -	1:47.517 (3)	0.908	73.22	12:12:58.559

DIFF = Difference To Personal Best Lap

3 -	1:53.587	3.582	69.31	12:00:33.540
4 -	1:52.409	2.404	70.04	12:02:25.949
5 -	1:51.092 (2)	1.087	70.87	12:04:17.041
6 -	1:52.067	2.062	70.25	12:06:09.108
7 -	1:56.021	6.016	67.86	12:08:05.129
8 -	1:50.005 (1)		71.57	12:09:55.134
9 -	1:51.916 (3)	1.911	70.34	12:11:47.050

P11 76 Kevan HADFIELD

LAP	LAP TIME	DIFF	MPH	TIME OF DAY
1 -	1:58.359	11.466	66.51	11:56:43.306
2 -	1:49.456	2.563	71.93	11:58:32.762
3 -	1:49.883	2.990	71.65	12:00:22.645
4 -	1:50.147	3.254	71.47	12:02:12.792
5 -	1:49.693	2.800	71.77	12:04:02.485
6 -	1:47.768	0.875	73.05	12:05:50.253
7 -	1:47.290 (3)	0.397	73.38	12:07:37.543
8 -	1:46.893 (1)		73.65	12:09:24.436
9 -	1:47.196 (2)	0.303	73.44	12:11:11.632
10 -	1:47.516	0.623	73.22	12:12:59.148

P16 97 Justin FULLER

LAP	LAP TIME	DIFF	MPH	TIME OF DAY
1 -	2:04.283	18.979	63.34	11:56:49.230
2 -	1:51.075	5.771	70.88	11:58:40.305
3 -	1:51.494	6.190	70.61	12:00:31.799
4 -	2:09.015	23.711	61.02	12:02:40.814
5 -	1:54.055	8.751	69.02	12:04:34.869
6 -	1:53.711	8.407	69.23	12:06:28.580
7 -	1:46.169 (2)	0.865	74.15	12:08:14.749
8 -	1:45.304 (1)		74.76	12:10:00.053
9 -	1:47.746 (3)	2.442	73.07	12:11:47.799

P12 12 Tim SANDHU

LAP	LAP TIME	DIFF	MPH	TIME OF DAY
1 -	1:59.812	11.448	65.71	11:56:44.759
2 -	1:48.852 (3)	0.488	72.32	11:58:33.611
3 -	1:51.130	2.766	70.84	12:00:24.741
4 -	1:49.378	1.014	71.98	12:02:14.119
5 -	1:49.129	0.765	72.14	12:04:03.248
6 -	1:48.364 (1)		72.65	12:05:51.612
7 -	1:48.439 (2)	0.075	72.60	12:07:40.051
8 -	1:49.891	1.527	71.64	12:09:29.942
9 -	1:51.909	3.545	70.35	12:11:21.851

P17 6 Anton MARTIN

LAP	LAP TIME	DIFF	MPH	TIME OF DAY
1 -	2:04.109	13.882	63.43	11:56:49.056
2 -	1:52.630	2.403	69.90	11:58:41.686
3 -	1:53.228	3.001	69.53	12:00:34.914
4 -	1:51.784	1.557	70.43	12:02:26.698
5 -	1:51.596 (2)	1.369	70.55	12:04:18.294
6 -	1:52.086	1.859	70.24	12:06:10.380
7 -	1:55.723	5.496	68.03	12:08:06.103
8 -	1:50.227 (1)		71.42	12:09:56.330
9 -	1:51.614 (3)	1.387	70.53	12:11:47.944

P13 30 Richard SANDERS

LAP	LAP TIME	DIFF	MPH	TIME OF DAY
1 -	2:00.185	11.660	65.50	11:56:45.132
2 -	1:50.727	2.202	71.10	11:58:35.859
3 -	1:50.215	1.690	71.43	12:00:26.074
4 -	1:48.644 (2)	0.119	72.46	12:02:14.718
5 -	1:49.057 (3)	0.532	72.19	12:04:03.775
6 -	1:48.525 (1)		72.54	12:05:52.300
7 -	1:49.342	0.817	72.00	12:07:41.642
8 -	1:49.414	0.889	71.95	12:09:31.056
9 -	1:52.278	3.753	70.12	12:11:23.334

P18 21 Mark HADFIELD

LAP	LAP TIME	DIFF	MPH	TIME OF DAY
1 -	2:09.071	15.855	60.99	11:56:54.018
2 -	1:56.778	3.562	67.42	11:58:50.796
3 -	1:54.595 (3)	1.379	68.70	12:00:45.391
4 -	1:55.247	2.031	68.31	12:02:40.638
5 -	1:54.963	1.747	68.48	12:04:35.601
6 -	1:56.181	2.965	67.76	12:06:31.782
7 -	1:53.216 (1)		69.54	12:08:24.998
8 -	1:54.333 (2)	1.117	68.86	12:10:19.331
9 -	1:56.086	2.870	67.82	12:12:15.417

P14 13 Dave BARRETT

LAP	LAP TIME	DIFF	MPH	TIME OF DAY
1 -	2:02.419	11.511	64.31	11:56:47.366
2 -	1:52.728	1.820	69.84	11:58:40.094
3 -	1:51.531 (2)	0.623	70.59	12:00:31.625
4 -	1:53.131	2.223	69.59	12:02:24.756
5 -	1:52.446	1.538	70.01	12:04:17.202
6 -	1:50.908 (1)		70.98	12:06:08.110
7 -	1:53.538	2.630	69.34	12:08:01.648
8 -	1:52.618	1.710	69.91	12:09:54.266
9 -	1:51.638 (3)	0.730	70.52	12:11:45.904

P19 48 Paul SOLBE

LAP	LAP TIME	DIFF	MPH	TIME OF DAY
1 -	2:10.747	17.269	60.21	11:56:55.694
2 -	1:57.517	4.039	66.99	11:58:53.211
3 -	1:55.972	2.494	67.88	12:00:49.183
4 -	1:56.510	3.032	67.57	12:02:45.693
5 -	1:55.651 (3)	2.173	68.07	12:04:41.344
6 -	1:56.331	2.853	67.67	12:06:37.675
7 -	1:56.909	3.431	67.34	12:08:34.584
8 -	1:54.679 (2)	1.201	68.65	12:10:29.263
9 -	1:53.478 (1)		69.38	12:12:22.741

P15 134 Jason STONE

LAP	LAP TIME	DIFF	MPH	TIME OF DAY
1 -	2:02.072	12.067	64.49	11:56:47.019
2 -	1:52.934	2.929	69.71	11:58:39.953

P20 260 AJ HOWE

LAP	LAP TIME	DIFF	MPH	TIME OF DAY
1 -	2:03.095	15.376	63.95	11:56:48.042
2 -	1:48.903 (3)	1.184	72.29	11:58:36.945
3 -	1:48.432 (2)	0.713	72.60	12:00:25.377

Modified Ford Series

RACE 14 - LAP ANALYSIS

DIFF = Difference To Personal Best Lap

4 - 1:47.719 (1) 73.09 12:02:13.096

P21 90 Pip FINNEY				
LAP	LAP TIME	DIFF	MPH	TIME OF DAY
1 -	1:47.940 (1)		72.94	11:56:32.887

Modified Ford Series

RACE 14 - STATISTICS

Competitors Started 21
Planned Start 2022-08-21 @ 11:40:00.000
Actual Start 2022-08-21 @ 11:54:44.946
Finish Time 2022-08-21 @ 12:11:12.665
Track Length 2.1869mi.
Total Laps 187
Total Distance Covered 408.9689mi.

Session Fastest Lap History

NO	CL	NAME	LAP TIME	TIME OF DAY	LAP	VEHICLE
33	B+	Paul NEVILL	1:44.897	11:56:29.842	1	Escort MK2
33	B+	Paul NEVILL	1:39.031	11:58:08.875	2	Escort MK2
113	A	Rory JOSE	1:38.584	11:58:10.584	2	Focus ST
95	A	Dave COCKELL	1:37.459	11:58:19.867	2	Escort Cosworth
95	A	Dave COCKELL	1:35.841	11:59:55.708	3	Escort Cosworth
95	A	Dave COCKELL	1:34.466	12:01:30.175	4	Escort Cosworth

Session Leader History

NO	CL	NAME	FROM LAP	LAPS LED	DISTANCE	VEHICLE
33	B+	Paul NEVILL	1	7	15.30 miles	Escort MK2
95	A	Dave COCKELL	8	3	6.56 miles	Escort Cosworth

Flag History

TYPE	TIME OF DAY
GREEN	11:54:44.946
FINISH	12:11:12.665

Flag Statistics

TYPE	COUNT	TOTAL LAPS	TOTAL TIME
Green	1	10	18:25.052
Red	0	0	0.000
Safety Car	0	0	0.000
FCY	0	0	0.000

Modified Ford Series

RACE 14 - STATISTICS

CLASS : C

6 Starters

Fastest Lap History

NO	NAME	LAP TIME	TIME OF DAY	LAP	VEHICLE
76	Kevan HADFIELD	1:58.359	11:56:43.332	1	Puma
76	Kevan HADFIELD	1:49.456	11:58:32.787	2	Puma
2	John EDWARDS-PARTON	1:49.014	11:58:34.380	2	Fiesta XR2
2	John EDWARDS-PARTON	1:48.504	12:02:11.954	4	Fiesta XR2
2	John EDWARDS-PARTON	1:46.609	12:05:48.224	6	Fiesta XR2
97	Justin FULLER	1:46.169	12:08:14.764	7	Puma
97	Justin FULLER	1:45.304	12:10:00.068	8	Puma

Leader History

NO	NAME	FROM LAP	LAPS LED	DISTANCE	VEHICLE
76	Kevan HADFIELD	1	3	6.56 miles	Puma
2	John EDWARDS-PARTON	4	7	15.30 miles	Fiesta XR2

Modified Ford Series

RACE 14 - STATISTICS

CLASS : B

5 Starters

Fastest Lap History

NO	NAME	LAP TIME	TIME OF DAY	LAP	VEHICLE
16	Chris BAKER	1:50.720	11:56:35.675	1	Escort MK3 RS1600i
16	Chris BAKER	1:45.332	11:58:21.007	2	Escort MK3 RS1600i
16	Chris BAKER	1:43.307	12:00:04.315	3	Escort MK3 RS1600i
16	Chris BAKER	1:42.942	12:03:30.825	5	Escort MK3 RS1600i

Leader History

NO	NAME	FROM LAP	LAPS LED	DISTANCE	VEHICLE
16	Chris BAKER	1	10	21.86 miles	Escort MK3 RS1600i

Modified Ford Series

RACE 14 - STATISTICS

CLASS : A

5 Starters

Fastest Lap History

NO	NAME	LAP TIME	TIME OF DAY	LAP	VEHICLE
113	Rory JOSE	1:47.043	11:56:32.002	1	Focus ST
113	Rory JOSE	1:38.584	11:58:10.584	2	Focus ST
95	Dave COCKELL	1:37.459	11:58:19.867	2	Escort Cosworth
95	Dave COCKELL	1:35.841	11:59:55.708	3	Escort Cosworth
95	Dave COCKELL	1:34.466	12:01:30.175	4	Escort Cosworth

Leader History

NO	NAME	FROM LAP	LAPS LED	DISTANCE	VEHICLE
113	Rory JOSE	1	6	13.12 miles	Focus ST
95	Dave COCKELL	7	4	8.74 miles	Escort Cosworth

Modified Ford Series

RACE 14 - STATISTICS

CLASS : B+

3 Starters

Fastest Lap History

NO	NAME	LAP TIME	TIME OF DAY	LAP	VEHICLE
33	Paul NEVILL	1:44.897	11:56:29.842	1	Escort MK2
33	Paul NEVILL	1:39.031	11:58:08.875	2	Escort MK2
33	Paul NEVILL	1:37.984	11:59:46.859	3	Escort MK2
33	Paul NEVILL	1:37.732	12:01:24.592	4	Escort MK2
101	Malcolm HARDING	1:37.523	12:01:26.125	4	Escort MK2 Zakspeed

Leader History

NO	NAME	FROM LAP	LAPS LED	DISTANCE	VEHICLE
33	Paul NEVILL	1	10	21.86 miles	Escort MK2

Modified Ford Series
RACE 14 - STATISTICS

CLASS : SB

2 Starters

Fastest Lap History

NO	NAME	LAP TIME	TIME OF DAY	LAP	VEHICLE
59	Jack GADD	1:45.359	11:56:30.361	1	Escort MK1 RSR
59	Jack GADD	1:39.403	11:58:09.764	2	Escort MK1 RSR
59	Jack GADD	1:37.708	11:59:47.471	3	Escort MK1 RSR
59	Jack GADD	1:37.500	12:01:24.971	4	Escort MK1 RSR
59	Jack GADD	1:37.457	12:09:38.637	9	Escort MK1 RSR

Leader History

NO	NAME	FROM LAP	LAPS LED	DISTANCE	VEHICLE
59	Jack GADD	1	10	21.86 miles	Escort MK1 RSR