



AUDI TT CUP RACING SERIES

Summer Race Weekend
Donington Park GP
17th June 2023



Timing & Results Provided by Timing Solutions Ltd

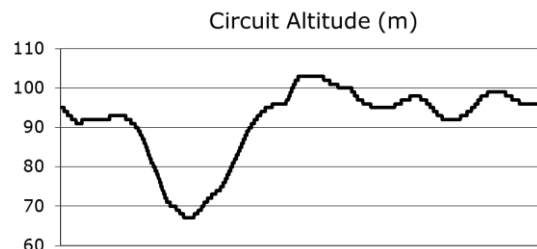
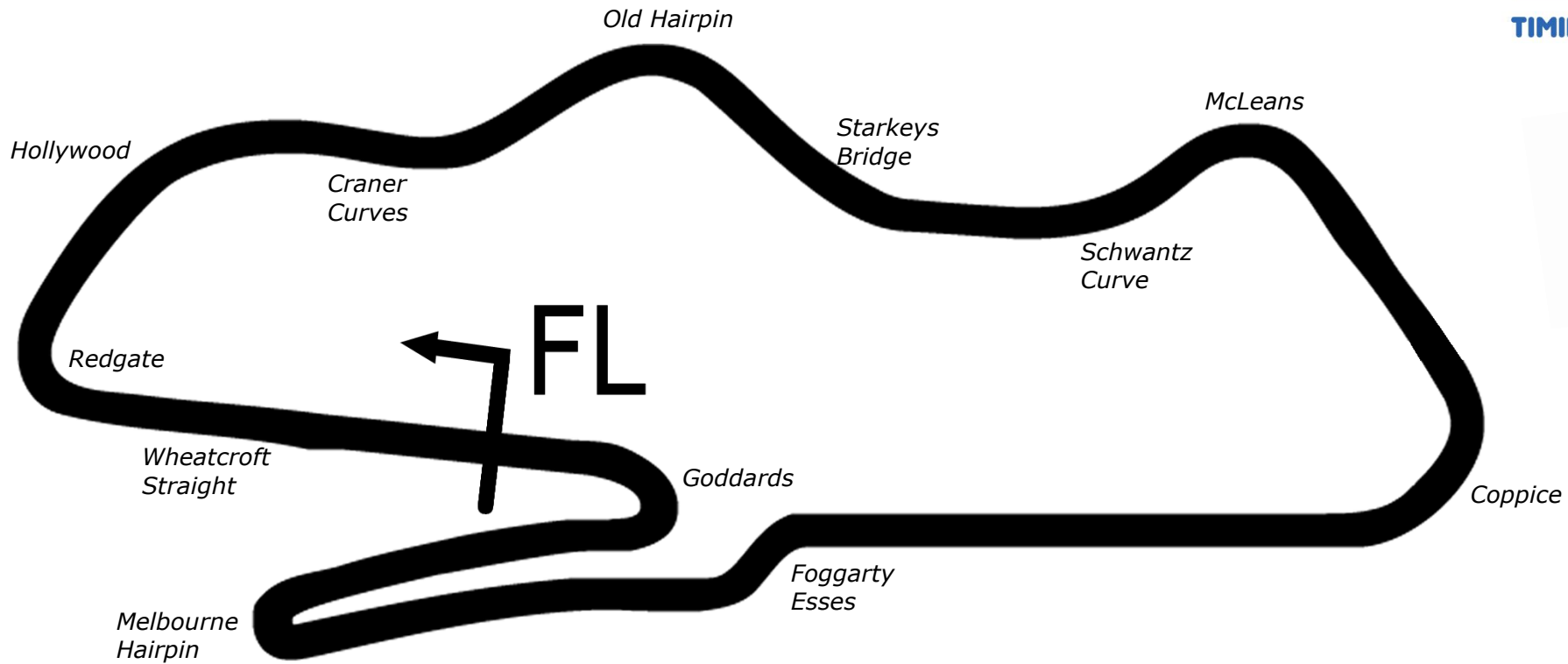
www.tsl-timing.com

Donington Park GP



SPORTS TIMING

TIMING SOLUTIONS LTD



Length	2.4873 miles	4003.0 m
FL		52.82971 N 1.37867 W
Pit Entry	3966m	52.82951 N 1.37832 W
Pit Exit	229m after FL	52.82996 N 1.38205 W
Pit Entry-Pit Exit 256m, 18.4s @50kph, 15.3s @60kph		

All results available at www.tsl-timing.com

BRSCC Audi TT Cup Racing

QUALIFYING - RACE 2 - CLASSIFICATION

POS	NO	CL	PIC NAME	ENTRY	TIME	ON	LAPS	GAP	DIFF	MPH
1	45		1 Carl SWIFT	Audi TT 2.0 TFSI	1:47.761	5	8			83.09
2	73		2 Ross MAKAR	Audi TT 2.0 TFSI	1:48.320	7	9	0.559	0.559	82.66
3	51*		3 Luke HANDLEY	Audi TT 2.0 TFSI	1:48.679	8	9	0.918	0.359	82.39
4	19		4 Harry YARDLEY-ROSE	Audi TT 2.0 TFSI	1:48.983	6	9	1.222	0.304	82.16
5	6		5 Scott PARKIN	Audi TT 2.0 TFSI	1:49.078	4	8	1.317	0.095	82.09
6	5 M		1 Paul MAGUIRE	Audi TT 2.0 TFSI	1:49.152	6	8	1.391	0.074	82.03
7	15*		6 Andrew DYER	Audi TT 2.0 TFSI	1:49.230	6	9	1.469	0.078	81.97
8	38		7 Morgan WROOT	Audi TT 2.0 TFSI	1:49.541	8	9	1.780	0.311	81.74
9	888 M		2 Christopher JACKSON	Audi TT 2.0 TFSI	1:49.681	7	9	1.920	0.140	81.64
10	37		8 David ROBB	Audi TT 2.0 TFSI	1:49.883	8	9	2.122	0.202	81.49
11	78*		9 Richard FORBER	Audi TT 2.0 TFSI	1:50.018	8	9	2.257	0.135	81.39
12	33 M		3 Patrick BOOTH	Audi TT 2.0 TFSI	1:50.235	6	8	2.474	0.217	81.23
13	60 M		4 Julian DANIEL	Audi TT 2.0 TFSI	1:50.626	6	9	2.865	0.391	80.94
14	75 M		5 Anthony PARK	Audi TT 2.0 TFSI	1:50.632	6	9	2.871	0.006	80.93
15	23 M		6 Tim EVANS	Audi TT 2.0 TFSI	1:50.638	8	9	2.877	0.006	80.93
16	58 M		7 Paul HOGGINS	Audi TT 2.0 TFSI	1:51.600	9	9	3.839	0.962	80.23
17	30		10 Richard SANDERS	Audi TT 2.0 TFSI	1:52.007	5	9	4.246	0.407	79.94
18	40 M		8 Joe WEAVER	Audi TT	1:53.164	3	4	5.403	1.157	79.12
19	24 M		9 Paul SAVAGE	Audi TT 2.0 TFSI	1:56.488	8	8	8.727	3.324	76.87
20	454		11 Ryan EDGE CUMBE	Audi TT 2.0 TFSI	1:57.220	2	2	9.459	0.732	76.39

Cars 15, 51 and 78 transponders not working please rectify for the next session
No. 15 - 2 Lap times disallowed; exceeding track limits.

Weather / Track : Sunny / Dry

These results are provisional until the conclusion of any judicial and technical matters.

Donington Park GP: 2.4873 miles
Date: 17/06/2023 Start: 09:22 Finish: 09:37

Clerk Of Course : Adam Peers	Stewards :	Timekeeper : Andrew Craker
------------------------------	------------	----------------------------

Results can be found at www.tsl-timing.com

Printed - 09:46 Saturday, 17 June 2023

BRSCC Audi TT Cup Racing

QUALIFYING - RACE 2 - LAP ANALYSIS

DIFF = Difference To Personal Best Lap

P1 45 Carl SWIFT				
LAP	LAP TIME	DIFF	MPH	TIME OF DAY
1 -				09:23:37.803
2 -	2:28.033	40.272	60.48	09:26:05.836
3 -	1:48.419 (3)	0.658	82.59	09:27:54.255
4 -	2:09.442	21.681	69.17	09:30:03.697
5 -	1:47.761 (1)		83.09	09:31:51.458
6 -	1:51.532 P	3.771	80.28	09:33:42.990
7 -	2:56.433	1:08.672	50.75	09:36:39.423
8 -	1:48.294 (2)	0.533	82.68	09:38:27.717

P2 73 Ross MAKAR				
LAP	LAP TIME	DIFF	MPH	TIME OF DAY
1 -				09:23:31.621
2 -	2:16.908	28.588	65.40	09:25:48.529
3 -	1:49.472	1.152	81.79	09:27:38.001
4 -	1:48.635 (2)	0.315	82.42	09:29:26.636
5 -	1:50.779	2.459	80.83	09:31:17.415
6 -	1:48.729 (3)	0.409	82.35	09:33:06.144
7 -	1:48.320 (1)		82.66	09:34:54.464
8 -	1:53.841	5.521	78.65	09:36:48.305
9 -	2:07.061 P	18.741	70.47	09:38:55.366

P3 51 Luke HANDLEY				
LAP	LAP TIME	DIFF	MPH	TIME OF DAY
1 -				09:23:13.714
2 -	1:50.896	2.217	80.74	09:25:04.610
3 -	1:48.692 (2)	0.013	82.38	09:26:53.302
4 -	1:48.946	0.267	82.19	09:28:42.248
5 -	1:49.075	0.396	82.09	09:30:31.323
6 -	1:48.714 (3)	0.035	82.36	09:32:20.037
7 -	1:48.851	0.172	82.26	09:34:08.888
8 -	1:48.679 (1)		82.39	09:35:57.567
9 -	1:59.246	10.567	75.09	09:37:56.813

P4 19 Harry YARDLEY-ROSE				
LAP	LAP TIME	DIFF	MPH	TIME OF DAY
1 -				09:22:55.962
2 -	1:51.351	2.368	80.41	09:24:47.313
3 -	1:50.077 (3)	1.094	81.34	09:26:37.390
4 -	1:59.850	10.867	74.71	09:28:37.240
5 -	1:54.867	5.884	77.95	09:30:32.107
6 -	1:48.983 (1)		82.16	09:32:21.090
7 -	1:48.992 (2)	0.009	82.15	09:34:10.082
8 -	1:52.483 P	3.500	79.60	09:36:02.565
9 -	2:35.794	46.811	57.47	09:38:38.359

P5 6 Scott PARKIN				
LAP	LAP TIME	DIFF	MPH	TIME OF DAY
1 -				09:23:34.941
2 -	2:10.549	21.471	68.59	09:25:45.490
3 -	2:12.048	22.970	67.81	09:27:57.538
4 -	1:49.078 (1)		82.09	09:29:46.616
5 -	1:57.262	8.184	76.36	09:31:43.878
6 -	1:53.467 (3)	4.389	78.91	09:33:37.345
7 -	1:54.817	5.739	77.98	09:35:32.162
8 -	1:49.254 (2)	0.176	81.95	09:37:21.416

DIFF = Difference To Personal Best Lap

P6 5 Paul MAGUIRE				
LAP	LAP TIME	DIFF	MPH	TIME OF DAY
1 -				09:23:02.255
2 -	1:54.359	5.207	78.30	09:24:56.614
3 -	1:49.576 (2)	0.424	81.71	09:26:46.190
4 -	1:50.016	0.864	81.39	09:28:36.206
5 -	1:50.009 (3)	0.857	81.39	09:30:26.215
6 -	1:49.152 (1)		82.03	09:32:15.367
7 -	2:17.990 P	28.838	64.89	09:34:33.357
8 -	2:50.626	1:01.474	52.48	09:37:23.983

P7 15 Andrew DYER				
LAP	LAP TIME	DIFF	MPH	TIME OF DAY
1 -				09:23:05.099
2 -	1:57.721	8.491	76.06	09:25:02.820
3 -	1:49.683 (3)	0.453	81.63	09:26:52.503
4 -	1:56.072	6.842	77.14	09:28:48.575
5 -	1:49.823	0.593	81.53	09:30:38.398
6 -	1:49.230 (1)		81.97	09:32:27.628
7 -	1:49.278 (2)	0.048	81.94	09:34:16.906
8 -	1:48.820 D		82.28	09:36:05.726
9 -	1:48.786 D		82.31	09:37:54.512

P8 38 Morgan WROOT				
LAP	LAP TIME	DIFF	MPH	TIME OF DAY
1 -				09:23:38.823
2 -	1:58.858	9.317	75.33	09:25:37.681
3 -	1:52.508	2.967	79.58	09:27:30.189
4 -	1:51.212	1.671	80.51	09:29:21.401
5 -	1:50.261	0.720	81.21	09:31:11.662
6 -	1:50.506	0.965	81.03	09:33:02.168
7 -	1:50.119 (3)	0.578	81.31	09:34:52.287
8 -	1:49.541 (1)		81.74	09:36:41.828
9 -	1:49.707 (2)	0.166	81.62	09:38:31.535

P9 888 Christopher JACKSON				
LAP	LAP TIME	DIFF	MPH	TIME OF DAY
1 -				09:23:44.868
2 -	2:07.711	18.030	70.11	09:25:52.579
3 -	2:02.726	13.045	72.96	09:27:55.305
4 -	1:50.462	0.781	81.06	09:29:45.767
5 -	1:50.083	0.402	81.34	09:31:35.850
6 -	1:49.766 (2)	0.085	81.57	09:33:25.616
7 -	1:49.681 (1)		81.64	09:35:15.297
8 -	1:50.387	0.706	81.11	09:37:05.684
9 -	1:49.769 (3)	0.088	81.57	09:38:55.453

P10 37 David ROBB				
LAP	LAP TIME	DIFF	MPH	TIME OF DAY
1 -				09:23:11.278
2 -	1:58.532	8.649	75.54	09:25:09.810
3 -	1:50.856	0.973	80.77	09:27:00.666
4 -	1:50.892	1.009	80.74	09:28:51.558
5 -	1:50.442	0.559	81.07	09:30:42.000
6 -	1:49.980 (3)	0.097	81.41	09:32:31.980
7 -	1:49.943 (2)	0.060	81.44	09:34:21.923
8 -	1:49.883 (1)		81.49	09:36:11.806
9 -	1:56.076	6.193	77.14	09:38:07.882

BRSCC Audi TT Cup Racing

QUALIFYING - RACE 2 - LAP ANALYSIS

DIFF = Difference To Personal Best Lap

P11 78 Richard FORBER				
LAP	LAP TIME	DIFF	MPH	TIME OF DAY
1 -				09:23:00.836
2 -	1:54.034	4.016	78.52	09:24:54.870
3 -	1:50.696	0.678	80.89	09:26:45.566
4 -	1:50.044 (3)	0.026	81.37	09:28:35.610
5 -	1:57.978	7.960	75.89	09:30:33.588
6 -	1:50.029 (2)	0.011	81.38	09:32:23.617
7 -	1:50.392	0.374	81.11	09:34:14.009
8 -	1:50.018 (1)		81.39	09:36:04.027
9 -	1:51.529	1.511	80.28	09:37:55.556

P12 33 Patrick BOOTH				
LAP	LAP TIME	DIFF	MPH	TIME OF DAY
1 -				09:23:40.709
2 -	2:13.163	22.928	67.24	09:25:53.872
3 -	1:57.650	7.415	76.11	09:27:51.522
4 -	1:51.218	0.983	80.51	09:29:42.740
5 -	1:50.550 (2)	0.315	80.99	09:31:33.290
6 -	1:50.235 (1)		81.23	09:33:23.525
7 -	2:00.398	10.163	74.37	09:35:23.923
8 -	1:50.607 (3)	0.372	80.95	09:37:14.530

P13 60 Julian DANIEL				
LAP	LAP TIME	DIFF	MPH	TIME OF DAY
1 -				09:23:00.248
2 -	1:52.803	2.177	79.38	09:24:53.051
3 -	2:05.334	14.708	71.44	09:26:58.385
4 -	1:51.875	1.249	80.03	09:28:50.260
5 -	1:52.513	1.887	79.58	09:30:42.773
6 -	1:50.626 (1)		80.94	09:32:33.399
7 -	1:52.052	1.426	79.91	09:34:25.451
8 -	1:51.434 (2)	0.808	80.35	09:36:16.885
9 -	1:51.503 (3)	0.877	80.30	09:38:08.388

P14 75 Anthony PARK				
LAP	LAP TIME	DIFF	MPH	TIME OF DAY
1 -				09:23:06.456
2 -	1:53.960	3.328	78.57	09:25:00.416
3 -	1:51.868	1.236	80.04	09:26:52.284
4 -	1:53.214	2.582	79.09	09:28:45.498
5 -	1:51.111 (2)	0.479	80.59	09:30:36.609
6 -	1:50.632 (1)		80.93	09:32:27.241
7 -	1:52.277	1.645	79.75	09:34:19.518
8 -	1:51.457 (3)	0.825	80.34	09:36:10.975
9 -	1:52.902	2.270	79.31	09:38:03.877

P15 23 Tim EVANS				
LAP	LAP TIME	DIFF	MPH	TIME OF DAY
1 -				09:23:01.227
2 -	1:55.864	5.226	77.28	09:24:57.091
3 -	1:53.083	2.445	79.18	09:26:50.174
4 -	1:53.026	2.388	79.22	09:28:43.200
5 -	1:51.675 (3)	1.037	80.18	09:30:34.875
6 -	1:51.032 (2)	0.394	80.64	09:32:25.907
7 -	1:52.229	1.591	79.78	09:34:18.136
8 -	1:50.638 (1)		80.93	09:36:08.774
9 -	2:13.787 P	23.149	66.93	09:38:22.561

DIFF = Difference To Personal Best Lap

P16 58 Paul HOGGINS				
LAP	LAP TIME	DIFF	MPH	TIME OF DAY
1 -				09:23:00.608
2 -	2:03.776	12.176	72.34	09:25:04.384
3 -	1:53.539	1.939	78.86	09:26:57.923
4 -	1:51.972 (3)	0.372	79.97	09:28:49.895
5 -	1:53.996	2.396	78.55	09:30:43.891
6 -	1:52.704	1.104	79.45	09:32:36.595
7 -	1:52.511	0.911	79.58	09:34:29.106
8 -	1:51.807 (2)	0.207	80.08	09:36:20.913
9 -	1:51.600 (1)		80.23	09:38:12.513

P17 30 Richard SANDERS				
LAP	LAP TIME	DIFF	MPH	TIME OF DAY
1 -				09:23:17.771
2 -	2:05.790	13.783	71.18	09:25:23.561
3 -	1:57.331	5.324	76.31	09:27:20.892
4 -	1:53.230	1.223	79.08	09:29:14.122
5 -	1:52.007 (1)		79.94	09:31:06.129
6 -	1:57.869	5.862	75.96	09:33:03.998
7 -	1:53.438	1.431	78.93	09:34:57.436
8 -	1:52.476 (2)	0.469	79.61	09:36:49.912
9 -	1:52.622 (3)	0.615	79.50	09:38:42.534

P18 40 Joe WEAVER				
LAP	LAP TIME	DIFF	MPH	TIME OF DAY
1 -				09:23:37.304
2 -	2:01.646 (2)	8.482	73.61	09:25:38.950
3 -	1:53.164 (1)		79.12	09:27:32.114
4 -	2:52.298 P	59.134	51.97	09:30:24.412

P19 24 Paul SAVAGE				
LAP	LAP TIME	DIFF	MPH	TIME OF DAY
1 -				09:23:16.838
2 -	2:14.937	18.449	66.36	09:25:31.775
3 -	2:10.984	14.496	68.36	09:27:42.759
4 -	2:05.116	8.628	71.56	09:29:47.875
5 -	1:58.871 (3)	2.383	75.32	09:31:46.746
6 -	1:59.762	3.274	74.76	09:33:46.508
7 -	1:58.531 (2)	2.043	75.54	09:35:45.039
8 -	1:56.488 (1)		76.87	09:37:41.527

P20 454 Ryan EDGE CUMBE				
LAP	LAP TIME	DIFF	MPH	TIME OF DAY
1 -				09:23:26.554
2 -	1:57.220 (1)		76.39	09:25:23.774

BRSCC Audi TT Cup Racing

QUALIFYING - RACE 2 - STATISTICS

Competitors Started 20
Planned Start 2023-06-17 @ 09:35:00.000
Actual Start 2023-06-17 @ 09:22:11.638
Finish Time 2023-06-17 @ 09:37:12.994
Track Length 2.4873mi.
Total Laps 163
Total Distance Covered 405.4378mi.

Session Fastest Lap History

NO	CL	NAME	LAP TIME	TIME OF DAY	LAP	VEHICLE
19		Harry YARDLEY-ROSE	1:51.351	09:24:47.321	2	Audi TT 2.0 TFSI
51		Luke HANDLEY	1:50.896	09:25:04.610	2	Audi TT 2.0 TFSI
19		Harry YARDLEY-ROSE	1:50.077	09:26:37.398	3	Audi TT 2.0 TFSI
5	M	Paul MAGUIRE	1:49.576	09:26:46.205	3	Audi TT 2.0 TFSI
51		Luke HANDLEY	1:48.692	09:26:53.302	3	Audi TT 2.0 TFSI
45		Carl SWIFT	1:48.419	09:27:54.267	3	Audi TT 2.0 TFSI
45		Carl SWIFT	1:47.761	09:31:51.471	5	Audi TT 2.0 TFSI

Flag History

TYPE	TIME OF DAY
GREEN	09:22:11.638
FINISH	09:37:12.994

Flag Statistics

TYPE	COUNT	TOTAL LAPS	TOTAL TIME
Green	1	9	16:50.177
Red	0	0	0.000
Safety Car	0	0	0.000
FCY	0	0	0.000

BRSCC Audi TT Cup Racing

QUALIFYING - RACE 2 - STATISTICS

CLASS :

11 Starters

Fastest Lap History

NO	NAME	LAP TIME	TIME OF DAY	LAP	VEHICLE
19	Harry YARDLEY-ROSE	1:51.351	09:24:47.321	2	Audi TT 2.0 TFSI
51	Luke HANDLEY	1:50.896	09:25:04.610	2	Audi TT 2.0 TFSI
19	Harry YARDLEY-ROSE	1:50.077	09:26:37.398	3	Audi TT 2.0 TFSI
15	Andrew DYER	1:49.683	09:26:52.503	3	Audi TT 2.0 TFSI
51	Luke HANDLEY	1:48.692	09:26:53.302	3	Audi TT 2.0 TFSI
45	Carl SWIFT	1:48.419	09:27:54.267	3	Audi TT 2.0 TFSI
45	Carl SWIFT	1:47.761	09:31:51.471	5	Audi TT 2.0 TFSI

BRSCC Audi TT Cup Racing

QUALIFYING - RACE 2 - STATISTICS

CLASS : M

9 Starters

Fastest Lap History

NO	NAME	LAP TIME	TIME OF DAY	LAP	VEHICLE
60	Julian DANIEL	1:52.803	09:24:53.065	2	Audi TT 2.0 TFSI
5	Paul MAGUIRE	1:49.576	09:26:46.205	3	Audi TT 2.0 TFSI
5	Paul MAGUIRE	1:49.152	09:32:15.382	6	Audi TT 2.0 TFSI

BRSCC Audi TT Cup Racing
RACE 2 - GRID (15 minutes)

ROW 10	19	24	Paul SAVAGE	1:56.488	20	454	Ryan EDGE CUMBE	1:57.220
ROW 9	17	30	Richard SANDERS	1:52.007	18	40	Joe WEAVER	1:53.164
ROW 8	15	23	Tim EVANS	1:50.638	16	58	Paul HOGGINS	1:51.600
ROW 7	13	60	Julian DANIEL	1:50.626	14	75	Anthony PARK	1:50.632
ROW 6	11	78	Richard FORBER	1:50.018	12	33	Patrick BOOTH	1:50.235
ROW 5	9	888	Christopher JACKSON	1:49.681	10	37	David ROBB	1:49.883
ROW 4	7	15	Andrew DYER	1:49.230	8	38	Morgan WROOT	1:49.541
ROW 3	5	6	Scott PARKIN	1:49.078	6	5	Paul MAGUIRE	1:49.152
ROW 2	3	51	Luke HANDLEY	1:48.679	4	19	Harry YARDLEY-ROSE	1:48.983
ROW 1	1	45	Carl SWIFT	1:47.761	2	73	Ross MAKAR	1:48.320
Pole								

Donington Park GP: 2.4873 miles

These results are provisional until the conclusion of any judicial and technical matters.

Clerk Of Course : Adam Peers	Stewards :	Timekeeper : Andrew Craker
------------------------------	------------	----------------------------

Results can be found at www.tsl-timing.com

Printed - 09:47 Saturday, 17 June 2023

BRSCC Audi TT Cup Racing

RACE 2 - CLASSIFICATION

POS	NO	CL	PIC NAME	ENTRY	LAPS	TIME	GAP	DIFF	MPH	BEST	ON
1	45		1 Carl SWIFT	Audi TT 2.0 TFSI	7	16:01.366			65.05	1:48.530	6
2	73		2 Ross MAKAR	Audi TT 2.0 TFSI	7	16:06.290	4.924	4.924	64.72	1:49.536	2
3	51		3 Luke HANDLEY	Audi TT 2.0 TFSI	7	16:07.169	5.803	0.879	64.66	1:49.322	2
4	15		4 Andrew DYER	Audi TT 2.0 TFSI	7	16:07.647	6.281	0.478	64.63	1:49.156	6
5	37		5 David ROBB	Audi TT 2.0 TFSI	7	16:08.910	7.544	1.263	64.55	1:49.560	7
6	38		6 Morgan WROOT	Audi TT 2.0 TFSI	7	16:10.234	8.868	1.324	64.46	1:49.403	7
7	5	M	1 Paul MAGUIRE	Audi TT 2.0 TFSI	7	16:11.062	9.696	0.828	64.40	1:49.625	7
8	78		7 Richard FORBER	Audi TT 2.0 TFSI	7	16:11.714	10.348	0.652	64.36	1:49.653	7
9	888	M	2 Christopher JACKSON	Audi TT 2.0 TFSI	7	16:14.139	12.773	2.425	64.20	1:49.911	6
10	75	M	3 Anthony PARK	Audi TT 2.0 TFSI	7	16:16.173	14.807	2.034	64.07	1:50.362	6
11	33	M	4 Patrick BOOTH	Audi TT 2.0 TFSI	7	16:17.308	15.942	1.135	63.99	1:50.770	6
12	60	M	5 Julian DANIEL	Audi TT 2.0 TFSI	7	16:18.165	16.799	0.857	63.94	1:50.376	6
13	23	M	6 Tim EVANS	Audi TT 2.0 TFSI	7	16:19.772	18.406	1.607	63.83	1:50.897	6
14	19		8 Harry YARDLEY-ROSE	Audi TT 2.0 TFSI	7	16:22.426	21.060	2.654	63.66	1:49.543	2
15	30		9 Richard SANDERS	Audi TT 2.0 TFSI	7	16:23.008	21.642	0.582	63.62	1:51.755	2
16	40	M	7 Joe WEAVER	Audi TT	7	16:24.921	23.555	1.913	63.50	1:52.336	7
17	6		10 Scott PARKIN	Audi TT 2.0 TFSI	7	16:34.920	33.554	9.999	62.86	1:49.826	2
18	24	M	8 Paul SAVAGE	Audi TT 2.0 TFSI	7	16:38.499	37.133	3.579	62.63	1:55.287	2

NOT CLASSIFIED

DNF	454		Ryan EDGE CUMBE	Audi TT 2.0 TFSI	1	2:00.612	6 Laps	6 Laps	73.11		
DNF	58	M	Paul HOGGINS	Audi TT 2.0 TFSI	1	2:00.922	6 Laps	0.310	72.92		

FASTEST LAP

	45		Carl SWIFT	Audi TT 2.0 TFSI	6	1:48.530		82.50 mph		132.78 kph	
	5	M	Paul MAGUIRE	Audi TT 2.0 TFSI	7	1:49.625		81.68 mph		131.45 kph	

Weather / Track : Cloudy / Dry

These results are provisional until the conclusion of any judicial and technical matters.

Race Distance: 7 Laps / 17.41 miles

Donington Park GP: 2.4873 miles

Date: 17/06/2023 Start: 13:02 Finish: 13:18

Clerk Of Course : Adam Peers	Stewards :	Timekeeper : Andrew Craker
------------------------------	------------	----------------------------

Results can be found at www.tsl-timing.com

Printed - 13:19 Saturday, 17 June 2023

BRSCC Audi TT Cup Racing

RACE 2 - LAP CHART

LAP 1 @ 13:04:19.654			LAP 2 @ 13:06:09.001			LAP 3 @ 13:08:06.677			LAP 4 @ 13:11:23.698			LAP 5 @ 13:14:50.209		
NO	BEHIND	LAP TIME	NO	BEHIND	LAP TIME	NO	BEHIND	LAP TIME	NO	BEHIND	LAP TIME	NO	BEHIND	LAP TIME
45		1:53.647	45		1:49.347	45		1:57.676	45		3:17.021	45		3:26.511
19	1.356	1:55.003	19	1.552	1:49.543	19	1.182	1:57.306	19	1.250	3:17.089	19	0.938	3:26.199
51	2.088	1:55.735	51	2.063	1:49.322	51	1.867	1:57.480	51	2.082	3:17.236	51	1.546	3:25.975
6	2.397	1:56.044	6	2.876	1:49.826	73	2.270	1:56.831	73	2.726	3:17.477	73	1.837	3:25.622
5	2.855	1:56.502	73	3.115	1:49.536	6	3.484	1:58.284	6	4.291	3:17.828	6	3.038	3:25.258
73	2.926	1:56.573	15	3.928	1:49.796	15	4.976	1:58.724	15	5.099	3:17.144	15	3.657	3:25.069
15	3.479	1:57.126	5	4.821	1:51.313	37	6.617	1:59.167	37	6.125	3:16.529	37	5.213	3:25.599
37	4.066	1:57.713	37	5.126	1:50.407	5	9.410	2:02.265	5	7.294	3:14.905	5	5.619	3:24.836
38	4.587	1:58.234	38	5.338	1:50.098	38	9.937	2:02.275	38	7.959	3:15.043	38	6.402	3:24.954
888	5.169	1:58.816	78	6.515	1:50.389	78	10.871	2:02.032	78	8.628	3:14.778	78	8.147	3:26.030
78	5.473	1:59.120	888	7.241	1:51.419	888	12.481	2:02.916	888	9.422	3:13.962	888	9.498	3:26.587
33	6.374	2:00.021	33	8.219	1:51.192	33	15.093	2:04.550	33	10.858	3:12.786	33	10.324	3:25.977
75	6.397	2:00.044	75	9.126	1:52.076	75	17.121	2:05.671	75	11.796	3:11.696	75	11.070	3:25.785
454	6.965	2:00.612	60	9.789	1:51.603	60	18.177	2:06.064	60	12.246	3:11.090	60	12.645	3:26.910
58	7.275	2:00.922	23	11.003	1:51.681	23	18.474	2:05.147	23	12.885	3:11.432	23	13.529	3:27.155
60	7.533	2:01.180	30	11.585	1:51.755	30	18.798	2:04.889	30	13.672	3:11.895	30	14.043	3:26.882
23	8.669	2:02.316	40	14.658	1:53.377	40	20.704	2:03.722	40	14.821	3:11.138	40	15.745	3:27.435
30	9.177	2:02.824	24	18.472	1:55.287	24	26.121	2:05.325	24	15.970	3:06.870	24	17.654	3:28.195
40	10.628	2:04.275							000	3 Laps	3:16.889 P			
24	12.532	2:06.179												

BRSCC Audi TT Cup Racing

RACE 2 - LAP CHART

LAP 6 @ 13:16:38.739			LAP 7 @ 13:18:27.373		
NO	BEHIND	LAP TIME	NO	BEHIND	LAP TIME
45		1:48.530	45		1:48.634
19	2.630	1:50.222	73	4.924	1:50.362
73	3.196	1:49.889	51	5.803	1:50.741
51	3.696	1:50.680	15	6.281	1:50.632
15	4.283	1:49.156	37	7.544	1:49.560
37	6.618	1:49.935	38	8.868	1:49.403
38	8.099	1:50.227	5	9.696	1:49.625
5	8.705	1:51.616	78	10.348	1:49.653
78	9.329	1:49.712	888	12.773	1:50.528
888	10.879	1:49.911	75	14.807	1:50.539
33	12.564	1:50.770	33	15.942	1:52.012
75	12.902	1:50.362	60	16.799	1:50.942
60	14.491	1:50.376	23	18.406	1:51.144
23	15.896	1:50.897	19	21.060	2:07.064
30	17.882	1:52.369	30	21.642	1:52.394
40	19.853	1:52.638	40	23.555	1:52.336
24	28.511	1:59.387	6	33.554	1:50.058
6	32.130	2:17.622	24	37.133	1:57.256

BRSCC Audi TT Cup Racing

RACE 2 - POSITION CHART

No	Name	Lap Pos	Lap						
			1	2	3	4	5	6	7
45	SWIFT	1	45	45	45	45	45	45	45
73	MAKAR	2	19	19	19	19	19	19	73
51	HANDLEY	3	51	51	51	51	51	73	51
19	YARDLEY-ROSE	4	6	6	73	73	73	51	15
6	PARKIN	5	5	73	6	6	6	15	37
5	MAGUIRE	6	73	15	15	15	15	37	38
15	DYER	7	15	5	37	37	37	38	5
38	WROOT	8	37	37	5	5	5	5	78
888	JACKSON	9	38	38	38	38	38	78	888
37	ROBB	10	888	78	78	78	78	888	75
78	FORBER	11	78	888	888	888	888	33	33
33	BOOTH	12	33	33	33	33	33	75	60
60	DANIEL	13	75	75	75	75	75	60	23
75	PARK	14	454	60	60	60	60	23	19
23	EVANS	15	58	23	23	23	23	30	30
58	HOGGINS	16	60	30	30	30	30	40	40
30	SANDERS	17	23	40	40	40	40	24	6
40	WEAVER	18	30	24	24	24	24	6	24
24	SAVAGE	19	40						
454	EDGE CUMBE	20	24						

BRSCC Audi TT Cup Racing

RACE 2 - LAP ANALYSIS

DIFF = Difference To Personal Best Lap

P1		45 Carl SWIFT			
LAP	LAP TIME	DIFF	MPH	TIME OF DAY	
1 -	1:53.647	5.117	78.79	13:04:19.654	
2 -	1:49.347 (3)	0.817	81.89	13:06:09.001	
3 -	1:57.676	9.146	76.09	13:08:06.677	
4 -	3:17.021	1:28.491	45.44	13:11:23.698	
5 -	3:26.511	1:37.981	43.36	13:14:50.209	
6 -	1:48.530 (1)		82.50	13:16:38.739	
7 -	1:48.634 (2)	0.104	82.42	13:18:27.373	

P2		73 Ross MAKAR			
LAP	LAP TIME	DIFF	MPH	TIME OF DAY	
1 -	1:56.573	7.037	76.81	13:04:22.580	
2 -	1:49.536 (1)		81.74	13:06:12.116	
3 -	1:56.831	7.295	76.64	13:08:08.947	
4 -	3:17.477	1:27.941	45.34	13:11:26.424	
5 -	3:25.622	1:36.086	43.54	13:14:52.046	
6 -	1:49.889 (2)	0.353	81.48	13:16:41.935	
7 -	1:50.362 (3)	0.826	81.13	13:18:32.297	

P3		51 Luke HANDLEY			
LAP	LAP TIME	DIFF	MPH	TIME OF DAY	
1 -	1:55.735	6.413	77.37	13:04:21.742	
2 -	1:49.322 (1)		81.90	13:06:11.064	
3 -	1:57.480	8.158	76.22	13:08:08.544	
4 -	3:17.236	1:27.914	45.39	13:11:25.780	
5 -	3:25.975	1:36.653	43.47	13:14:51.755	
6 -	1:50.680 (2)	1.358	80.90	13:16:42.435	
7 -	1:50.741 (3)	1.419	80.85	13:18:33.176	

P4		15 Andrew DYER			
LAP	LAP TIME	DIFF	MPH	TIME OF DAY	
1 -	1:57.126	7.970	76.45	13:04:23.133	
2 -	1:49.796 (2)	0.640	81.55	13:06:12.929	
3 -	1:58.724	9.568	75.42	13:08:11.653	
4 -	3:17.144	1:27.988	45.42	13:11:28.797	
5 -	3:25.069	1:35.913	43.66	13:14:53.866	
6 -	1:49.156 (1)		82.03	13:16:43.022	
7 -	1:50.632 (3)	1.476	80.93	13:18:33.654	

P5		37 David ROBB			
LAP	LAP TIME	DIFF	MPH	TIME OF DAY	
1 -	1:57.713	8.153	76.07	13:04:23.720	
2 -	1:50.407 (3)	0.847	81.10	13:06:14.127	
3 -	1:59.167	9.607	75.14	13:08:13.294	
4 -	3:16.529	1:26.969	45.56	13:11:29.823	
5 -	3:25.599	1:36.039	43.55	13:14:55.422	
6 -	1:49.935 (2)	0.375	81.45	13:16:45.357	
7 -	1:49.560 (1)		81.73	13:18:34.917	

P6		38 Morgan WROOT			
LAP	LAP TIME	DIFF	MPH	TIME OF DAY	
1 -	1:58.234	8.831	75.73	13:04:24.241	
2 -	1:50.098 (2)	0.695	81.33	13:06:14.339	
3 -	2:02.275	12.872	73.23	13:08:16.614	
4 -	3:15.043	1:25.640	45.91	13:11:31.657	
5 -	3:24.954	1:35.551	43.69	13:14:56.611	
6 -	1:50.227 (3)	0.824	81.23	13:16:46.838	
7 -	1:49.403 (1)		81.84	13:18:36.241	

DIFF = Difference To Personal Best Lap

P7		5 Paul MAGUIRE			
LAP	LAP TIME	DIFF	MPH	TIME OF DAY	
1 -	1:56.502	6.877	76.86	13:04:22.509	
2 -	1:51.313 (2)	1.688	80.44	13:06:13.822	
3 -	2:02.265	12.640	73.23	13:08:16.087	
4 -	3:14.905	1:25.280	45.94	13:11:30.992	
5 -	3:24.836	1:35.211	43.71	13:14:55.828	
6 -	1:51.616 (3)	1.991	80.22	13:16:47.444	
7 -	1:49.625 (1)		81.68	13:18:37.069	

P8		78 Richard FORBER			
LAP	LAP TIME	DIFF	MPH	TIME OF DAY	
1 -	1:59.120	9.467	75.17	13:04:25.127	
2 -	1:50.389 (3)	0.736	81.11	13:06:15.516	
3 -	2:02.032	12.379	73.37	13:08:17.548	
4 -	3:14.778	1:25.125	45.97	13:11:32.326	
5 -	3:26.030	1:36.377	43.46	13:14:58.356	
6 -	1:49.712 (2)	0.059	81.61	13:16:48.068	
7 -	1:49.653 (1)		81.66	13:18:37.721	

P9		888 Christopher JACKSON			
LAP	LAP TIME	DIFF	MPH	TIME OF DAY	
1 -	1:58.816	8.905	75.36	13:04:24.823	
2 -	1:51.419 (3)	1.508	80.36	13:06:16.242	
3 -	2:02.916	13.005	72.85	13:08:19.158	
4 -	3:13.962	1:24.051	46.16	13:11:33.120	
5 -	3:26.587	1:36.676	43.34	13:14:59.707	
6 -	1:49.911 (1)		81.47	13:16:49.618	
7 -	1:50.528 (2)	0.617	81.01	13:18:40.146	

P10		75 Anthony PARK			
LAP	LAP TIME	DIFF	MPH	TIME OF DAY	
1 -	2:00.044	9.682	74.59	13:04:26.051	
2 -	1:52.076 (3)	1.714	79.89	13:06:18.127	
3 -	2:05.671	15.309	71.25	13:08:23.798	
4 -	3:11.696	1:21.334	46.71	13:11:35.494	
5 -	3:25.785	1:35.423	43.51	13:15:01.279	
6 -	1:50.362 (1)		81.13	13:16:51.641	
7 -	1:50.539 (2)	0.177	81.00	13:18:42.180	

P11		33 Patrick BOOTH			
LAP	LAP TIME	DIFF	MPH	TIME OF DAY	
1 -	2:00.021	9.251	74.60	13:04:26.028	
2 -	1:51.192 (2)	0.422	80.53	13:06:17.220	
3 -	2:04.550	13.780	71.89	13:08:21.770	
4 -	3:12.786	1:22.016	46.44	13:11:34.556	
5 -	3:25.977	1:35.207	43.47	13:15:00.533	
6 -	1:50.770 (1)		80.83	13:16:51.303	
7 -	1:52.012 (3)	1.242	79.94	13:18:43.315	

P12		60 Julian DANIEL			
LAP	LAP TIME	DIFF	MPH	TIME OF DAY	
1 -	2:01.180	10.804	73.89	13:04:27.187	
2 -	1:51.603 (3)	1.227	80.23	13:06:18.790	
3 -	2:06.064	15.688	71.03	13:08:24.854	
4 -	3:11.090	1:20.714	46.85	13:11:35.944	
5 -	3:26.910	1:36.534	43.27	13:15:02.854	
6 -	1:50.376 (1)		81.12	13:16:53.230	
7 -	1:50.942 (2)	0.566	80.71	13:18:44.172	

BRSCC Audi TT Cup Racing

RACE 2 - LAP ANALYSIS

DIFF = Difference To Personal Best Lap

P13 23 Tim EVANS				
LAP	LAP TIME	DIFF	MPH	TIME OF DAY
1 -	2:02.316	11.419	73.20	13:04:28.323
2 -	1:51.681 (3)	0.784	80.17	13:06:20.004
3 -	2:05.147	14.250	71.55	13:08:25.151
4 -	3:11.432	1:20.535	46.77	13:11:36.583
5 -	3:27.155	1:36.258	43.22	13:15:03.738
6 -	1:50.897 (1)		80.74	13:16:54.635
7 -	1:51.144 (2)	0.247	80.56	13:18:45.779

P14 19 Harry YARDLEY-ROSE				
LAP	LAP TIME	DIFF	MPH	TIME OF DAY
1 -	1:55.003	5.460	77.86	13:04:21.010
2 -	1:49.543 (1)		81.74	13:06:10.553
3 -	1:57.306 (3)	7.763	76.33	13:08:07.859
4 -	3:17.089	1:27.546	45.43	13:11:24.948
5 -	3:26.199	1:36.656	43.42	13:14:51.147
6 -	1:50.222 (2)	0.679	81.24	13:16:41.369
7 -	2:07.064	17.521	70.47	13:18:48.433

P15 30 Richard SANDERS				
LAP	LAP TIME	DIFF	MPH	TIME OF DAY
1 -	2:02.824	11.069	72.90	13:04:28.831
2 -	1:51.755 (1)		80.12	13:06:20.586
3 -	2:04.889	13.134	71.69	13:08:25.475
4 -	3:11.895	1:20.140	46.66	13:11:37.370
5 -	3:26.882	1:35.127	43.28	13:15:04.252
6 -	1:52.369 (2)	0.614	79.68	13:16:56.621
7 -	1:52.394 (3)	0.639	79.67	13:18:49.015

P16 40 Joe WEAVER				
LAP	LAP TIME	DIFF	MPH	TIME OF DAY
1 -	2:04.275	11.939	72.05	13:04:30.282
2 -	1:53.377 (3)	1.041	78.97	13:06:23.659
3 -	2:03.722	11.386	72.37	13:08:27.381
4 -	3:11.138	1:18.802	46.84	13:11:38.519
5 -	3:27.435	1:35.099	43.16	13:15:05.954
6 -	1:52.638 (2)	0.302	79.49	13:16:58.592
7 -	1:52.336 (1)		79.71	13:18:50.928

P17 6 Scott PARKIN				
LAP	LAP TIME	DIFF	MPH	TIME OF DAY
1 -	1:56.044	6.218	77.16	13:04:22.051
2 -	1:49.826 (1)		81.53	13:06:11.877
3 -	1:58.284 (3)	8.458	75.70	13:08:10.161
4 -	3:17.828	1:28.002	45.26	13:11:27.989
5 -	3:25.258	1:35.432	43.62	13:14:53.247
6 -	2:17.622	27.796	65.06	13:17:10.869
7 -	1:50.058 (2)	0.232	81.36	13:19:00.927

P18 24 Paul SAVAGE				
LAP	LAP TIME	DIFF	MPH	TIME OF DAY
1 -	2:06.179	10.892	70.96	13:04:32.186
2 -	1:55.287 (1)		77.67	13:06:27.473
3 -	2:05.325	10.038	71.44	13:08:32.798
4 -	3:06.870	1:11.583	47.91	13:11:39.668
5 -	3:28.195	1:32.908	43.00	13:15:07.863
6 -	1:59.387 (3)	4.100	75.00	13:17:07.250
7 -	1:57.256 (2)	1.969	76.36	13:19:04.506

DIFF = Difference To Personal Best Lap

P19 454 Ryan EDGE CUMBE				
LAP	LAP TIME	DIFF	MPH	TIME OF DAY
1 -	2:00.612		74.24	13:04:26.619

P20 58 Paul HOGGINS				
LAP	LAP TIME	DIFF	MPH	TIME OF DAY
1 -	2:00.922		74.05	13:04:26.929

BRSCC Audi TT Cup Racing

RACE 2 - STATISTICS

Competitors Started 20
Planned Start 2023-06-17 @ 13:15:00.000
Actual Start 2023-06-17 @ 13:02:26.006
Finish Time 2023-06-17 @ 13:18:27.372
Track Length 2.4873mi.
Total Laps 129
Total Distance Covered 320.8680mi.

Session Fastest Lap History

NO	CL	NAME	LAP TIME	TIME OF DAY	LAP	VEHICLE
45		Carl SWIFT	1:49.347	13:06:09.014	2	Audi TT 2.0 TFSI
51		Luke HANDLEY	1:49.322	13:06:11.079	2	Audi TT 2.0 TFSI
45		Carl SWIFT	1:48.530	13:16:38.752	6	Audi TT 2.0 TFSI

Session Leader History

NO	CL	NAME	FROM LAP	LAPS LED	DISTANCE	VEHICLE
45		Carl SWIFT	1	7	17.37 miles	Audi TT 2.0 TFSI

Flag History

TYPE	TIME OF DAY
GREEN	13:02:26.006
SAFETY	13:06:46.705
GREEN	13:14:47.201
FINISH	13:18:27.372

Flag Statistics

TYPE	COUNT	TOTAL LAPS	TOTAL TIME
Green	2	5	9:01.493
Red	0	0	0.000
Safety Car	1	2	8:00.495
FCY	0	0	0.000

BRSCC Audi TT Cup Racing

RACE 2 - STATISTICS

CLASS :

11 Starters

Fastest Lap History

NO	NAME	LAP TIME	TIME OF DAY	LAP	VEHICLE
45	Carl SWIFT	1:49.347	13:06:09.014	2	Audi TT 2.0 TFSI
51	Luke HANDLEY	1:49.322	13:06:11.079	2	Audi TT 2.0 TFSI
45	Carl SWIFT	1:48.530	13:16:38.752	6	Audi TT 2.0 TFSI

Leader History

NO	NAME	FROM LAP	LAPS LED	DISTANCE	VEHICLE
45	Carl SWIFT	1	7	17.37 miles	Audi TT 2.0 TFSI

BRSCC Audi TT Cup Racing

RACE 2 - STATISTICS

CLASS : M

9 Starters


Fastest Lap History

NO	NAME	LAP TIME	TIME OF DAY	LAP	VEHICLE
5	Paul MAGUIRE	1:51.313	13:06:13.837	2	Audi TT 2.0 TFSI
33	Patrick BOOTH	1:51.192	13:06:17.231	2	Audi TT 2.0 TFSI
888	Christopher JACKSON	1:49.911	13:16:49.621	6	Audi TT 2.0 TFSI
5	Paul MAGUIRE	1:49.625	13:18:37.084	7	Audi TT 2.0 TFSI

Leader History

NO	NAME	FROM LAP	LAPS LED	DISTANCE	VEHICLE
5	Paul MAGUIRE	1	7	17.37 miles	Audi TT 2.0 TFSI

BRSCC Audi TT Cup Racing
RACE 7 - GRID (15 minutes)

ROW 10	19	454 Ryan EDGE CUMBE	20	58 Paul HOGGINS
ROW 9	17	6 Scott PARKIN	18	24 Paul SAVAGE
ROW 8	15	30 Richard SANDERS	16	40 Joe WEAVER
ROW 7	13	23 Tim EVANS	14	19 Harry YARDLEY-ROSE
ROW 6	11	33 Patrick BOOTH	12	60 Julian DANIEL
ROW 5	9	888 Christopher JACKSON	10	75 Anthony PARK
ROW 4	7	5 Paul MAGUIRE	8	78 Richard FORBER
ROW 3	5	37 David ROBB	6	38 Morgan WROOT
ROW 2	3	51 Luke HANDLEY	4	15 Andrew DYER
ROW 1	1	45 Carl SWIFT	2	73 Ross MAKAR
Pole				
				

Donington Park GP: 2.4873 miles

These results are provisional until the conclusion of any judicial and technical matters.

Clerk Of Course : Adam Peers	Stewards :	Timekeeper : Andrew Craker
------------------------------	------------	----------------------------

Results can be found at www.tsl-timing.com

Printed - 13:23 Saturday, 17 June 2023

BRSCC Audi TT Cup Racing

RACE 7 - CLASSIFICATION

POS	NO	CL	PIC NAME	ENTRY	LAPS	TIME	GAP	DIFF	MPH	BEST	ON
1	45		1 Carl SWIFT	Audi TT 2.0 TFSI	9	16:28.327			81.40	1:48.633	4
2	51		2 Luke HANDLEY	Audi TT 2.0 TFSI	9	16:29.177	0.850	0.850	81.33	1:48.628	6
3	15		3 Andrew DYER	Audi TT 2.0 TFSI	9	16:30.675	2.348	1.498	81.21	1:49.016	5
4	73		4 Ross MAKAR	Audi TT 2.0 TFSI	9	16:31.492	3.165	0.817	81.14	1:48.993	5
5	78		5 Richard FORBER	Audi TT 2.0 TFSI	9	16:40.640	12.313	9.148	80.40	1:49.835	3
6	37		6 David ROBB	Audi TT 2.0 TFSI	9	16:42.287	13.960	1.647	80.27	1:50.206	5
7	888	M	1 Christopher JACKSON	Audi TT 2.0 TFSI	9	16:43.128	14.801	0.841	80.20	1:49.393	9
8	6		7 Scott PARKIN	Audi TT 2.0 TFSI	9	16:46.730	18.403	3.602	79.91	1:50.080	6
9	60	M	2 Julian DANIEL	Audi TT 2.0 TFSI	9	16:52.712	24.385	5.982	79.44	1:50.109	8
10	33	M	3 Patrick BOOTH	Audi TT 2.0 TFSI	9	16:55.431	27.104	2.719	79.23	1:51.431	4
11	75	M	4 Anthony PARK	Audi TT 2.0 TFSI	9	16:58.661	30.334	3.230	78.97	1:51.264	6
12	40	M	5 Joe WEAVER	Audi TT	9	17:01.012	32.685	2.351	78.79	1:51.123	9
13	30*		8 Richard SANDERS	Audi TT 2.0 TFSI	9	17:09.284	40.957	8.272	78.16	1:51.343	6
14	24	M	6 Paul SAVAGE	Audi TT 2.0 TFSI	9	17:33.285	1:04.958	24.001	76.38	1:55.465	4

NOT CLASSIFIED

DNF	38		Morgan WROOT	Audi TT 2.0 TFSI	7	14:14.241	2 Laps	2 Laps	73.21	1:50.646	2
DNF	5	M	Paul MAGUIRE	Audi TT 2.0 TFSI	2	3:47.033	7 Laps	5 Laps	78.28	1:51.018	2
DNF	19		Harry YARDLEY-ROSE	Audi TT 2.0 TFSI	2	3:53.356	7 Laps	6.323	76.15	1:51.657	2
DNF	23	M	Tim EVANS	Audi TT 2.0 TFSI	1	2:14.443	8 Laps	1 Lap	65.58		

NOT STARTED

NS	454		Ryan EDGE CUMBE	Audi TT 2.0 TFSI
NS	58	M	Paul HOGGINS	Audi TT 2.0 TFSI

FASTEST LAP

51	Luke HANDLEY	Audi TT 2.0 TFSI	6	1:48.628	82.43 mph	132.66 kph
888	M Christopher JACKSON	Audi TT 2.0 TFSI	9	1:49.393	81.85 mph	131.73 kph

Car 30 - 10 second penalty out of position start

Weather / Track : Cloudy / Dry

These results are provisional until the conclusion of any judicial and technical matters.

Race Distance: 9 Laps / 22.38 miles

Donington Park GP: 2.4873 miles

Date: 17/06/2023 Start: 15:38 Finish: 15:55

Clerk Of Course : Adam Peers	Stewards :	Timekeeper : Andrew Craker
------------------------------	------------	----------------------------

Results can be found at www.tsl-timing.com

Printed - 15:56 Saturday, 17 June 2023

BRSCC Audi TT Cup Racing

RACE 7 - LAP CHART

LAP 1 @ 15:40:50.781			LAP 2 @ 15:42:40.619			LAP 3 @ 15:44:29.275			LAP 4 @ 15:46:18.141			LAP 5 @ 15:48:07.611		
NO	BEHIND	LAP TIME	NO	BEHIND	LAP TIME	NO	BEHIND	LAP TIME	NO	BEHIND	LAP TIME	NO	BEHIND	LAP TIME
15		1:54.000	51		1:49.460	51		1:48.656	51		1:48.866	51		1:49.470
51	0.378	1:54.378	45	0.845	1:49.918	45	0.924	1:48.735	45	0.691	1:48.633	45	0.367	1:49.146
45	0.765	1:54.765	15	1.290	1:51.128	15	1.857	1:49.223	15	2.390	1:49.399	15	1.936	1:49.016
73	1.328	1:55.328	73	1.809	1:50.319	73	2.172	1:49.019	73	2.705	1:49.399	73	2.228	1:48.993
5	2.015	1:56.015	5	3.195	1:51.018	78	4.799	1:49.835	78	6.465	1:50.532	78	7.373	1:50.378
78	2.408	1:56.408	78	3.620	1:51.050	37	5.560	1:50.231	37	7.687	1:50.993	37	8.423	1:50.206
37	2.935	1:56.935	37	3.985	1:50.888	75	8.521	1:51.951	888	10.826	1:50.912	888	11.525	1:50.169
75	3.655	1:57.655	75	5.226	1:51.409	888	8.780	1:51.245	38	11.956	1:51.768	6	13.321	1:50.786
38	4.694	1:58.694	38	5.502	1:50.646	38	9.054	1:52.208	6	12.005	1:51.392	38	14.930	1:52.444
888	4.960	1:58.960	888	6.191	1:51.069	6	9.479	1:50.183	33	14.288	1:51.431	33	16.498	1:51.680
60	5.407	1:59.407	60	6.987	1:51.418	60	10.533	1:52.202	60	15.241	1:53.574	75	17.491	1:51.700
33	5.686	1:59.686	33	7.669	1:51.821	33	11.723	1:52.710	75	15.261	1:55.606	60	18.001	1:52.230
6	6.214	2:00.214	6	7.952	1:51.576	30	14.539	1:52.416	30	17.591	1:51.918	30	19.900	1:51.779
19	7.699	2:01.699	19	9.518	1:51.657	40	17.196	1:53.272	40	21.332	1:53.002	40	23.994	1:52.132
30	8.296	2:02.296	30	10.779	1:52.321	24	24.581	1:56.112	24	31.180	1:55.465	24	37.314	1:55.604
40	9.258	2:03.258	40	12.580	1:53.160									
24	10.986	2:04.986	24	17.125	1:55.977									
23	20.443	2:14.443 P												

BRSCC Audi TT Cup Racing

RACE 7 - LAP CHART

LAP 6 @ 15:49:56.239			LAP 7 @ 15:51:45.407			LAP 8 @ 15:53:35.231			LAP 9 @ 15:55:25.108		
NO	BEHIND	LAP TIME	NO	BEHIND	LAP TIME	NO	BEHIND	LAP TIME	NO	BEHIND	LAP TIME
51		1:48.628	51		1:49.168	45		1:49.423	45		1:49.877
45	0.715	1:48.976	45	0.401	1:48.854	51	0.718	1:50.542	51	0.850	1:50.009
15	2.890	1:49.582	15	3.220	1:49.498	15	2.559	1:49.163	15	2.348	1:49.666
73	3.213	1:49.613	73	3.619	1:49.574	73	3.059	1:49.264	73	3.165	1:49.983
78	9.536	1:50.791	78	10.628	1:50.260	78	11.519	1:50.715	78	12.313	1:50.671
37	10.326	1:50.531	37	11.628	1:50.470	37	13.338	1:51.534	37	13.960	1:50.499
888	13.029	1:50.132	888	14.782	1:50.921	888	15.285	1:50.327	888	14.801	1:49.393
6	14.773	1:50.080	6	17.207	1:51.602	6	17.950	1:50.567	6	18.403	1:50.330
38	17.210	1:50.908	33	22.001	1:51.729	60	23.303	1:50.109	60	24.385	1:50.959
33	19.440	1:51.570	60	23.018	1:51.498	33	24.873	1:52.696	33	27.104	1:52.108
75	20.127	1:51.264	75	24.863	1:53.904	75	28.066	1:53.027	75	30.334	1:52.145
60	20.688	1:51.315	30	25.452	1:52.005	30	28.537	1:52.909	30	30.957	1:52.297
30	22.615	1:51.343	40	29.770	1:51.575	40	31.439	1:51.493	40	32.685	1:51.123
40	27.363	1:51.997	24	52.476	1:56.846	24	59.292	1:56.640	24	1:04.958	1:55.543
24	44.798	1:56.112	38	1:25.615	2:57.573 P						

BRSCC Audi TT Cup Racing

RACE 7 - POSITION CHART

No	Name	Lap										
		Pos	1	2	3	4	5	6	7	8	9	
45	SWIFT	1	15	51	51	51	51	51	51	51	45	45
73	MAKAR	2	51	45	45	45	45	45	45	45	51	51
51	HANDLEY	3	45	15	15	15	15	15	15	15	15	15
15	DYER	4	73	73	73	73	73	73	73	73	73	73
37	ROBB	5	5	5	78	78	78	78	78	78	78	78
38	WROOT	6	78	78	37	37	37	37	37	37	37	37
5	MAGUIRE	7	37	37	75	888	888	888	888	888	888	888
78	FORBER	8	75	75	888	38	6	6	6	6	6	6
888	JACKSON	9	38	38	38	6	38	38	33	60	60	60
75	PARK	10	888	888	6	33	33	33	60	33	33	33
33	BOOTH	11	60	60	60	60	75	75	75	75	75	75
60	DANIEL	12	33	33	33	75	60	60	30	30	30	30
23	EVANS	13	6	6	30	30	30	30	40	40	40	40
19	YARDLEY-ROSE	14	19	19	40	40	40	40	24	24	24	24
30	SANDERS	15	30	30	24	24	24	24	38			
40	WEAVER	16	40	40								
6	PARKIN	17	24	24								
24	SAVAGE	18	23									
454	EDGE CUMBE	19										
58	HOGGINS	20										

BRSCC Audi TT Cup Racing

RACE 7 - LAP ANALYSIS

DIFF = Difference To Personal Best Lap

P1 45 Carl SWIFT				
LAP	LAP TIME	DIFF	MPH	TIME OF DAY
1 -	1:54.765	6.132	78.02	15:40:51.546
2 -	1:49.918	1.285	81.46	15:42:41.464
3 -	1:48.735 (2)	0.102	82.35	15:44:30.199
4 -	1:48.633 (1)		82.42	15:46:18.832
5 -	1:49.146	0.513	82.04	15:48:07.978
6 -	1:48.976	0.343	82.16	15:49:56.954
7 -	1:48.854 (3)	0.221	82.26	15:51:45.808
8 -	1:49.423	0.790	81.83	15:53:35.231
9 -	1:49.877	1.244	81.49	15:55:25.108

P2 51 Luke HANDLEY				
LAP	LAP TIME	DIFF	MPH	TIME OF DAY
1 -	1:54.378	5.750	78.28	15:40:51.159
2 -	1:49.460	0.832	81.80	15:42:40.619
3 -	1:48.656 (2)	0.028	82.41	15:44:29.275
4 -	1:48.866 (3)	0.238	82.25	15:46:18.141
5 -	1:49.470	0.842	81.79	15:48:07.611
6 -	1:48.628 (1)		82.43	15:49:56.239
7 -	1:49.168	0.540	82.02	15:51:45.407
8 -	1:50.542	1.914	81.00	15:53:35.949
9 -	1:50.009	1.381	81.39	15:55:25.958

P3 15 Andrew DYER				
LAP	LAP TIME	DIFF	MPH	TIME OF DAY
1 -	1:54.000	4.984	78.54	15:40:50.781
2 -	1:51.128	2.112	80.57	15:42:41.909
3 -	1:49.223 (3)	0.207	81.98	15:44:31.132
4 -	1:49.399	0.383	81.85	15:46:20.531
5 -	1:49.016 (1)		82.13	15:48:09.547
6 -	1:49.582	0.566	81.71	15:49:59.129
7 -	1:49.498	0.482	81.77	15:51:48.627
8 -	1:49.163 (2)	0.147	82.02	15:53:37.790
9 -	1:49.666	0.650	81.65	15:55:27.456

P4 73 Ross MAKAR				
LAP	LAP TIME	DIFF	MPH	TIME OF DAY
1 -	1:55.328	6.335	77.64	15:40:52.109
2 -	1:50.319	1.326	81.16	15:42:42.428
3 -	1:49.019 (2)	0.026	82.13	15:44:31.447
4 -	1:49.399	0.406	81.85	15:46:20.846
5 -	1:48.993 (1)		82.15	15:48:09.839
6 -	1:49.613	0.620	81.69	15:49:59.452
7 -	1:49.574	0.581	81.72	15:51:49.026
8 -	1:49.264 (3)	0.271	81.95	15:53:38.290
9 -	1:49.983	0.990	81.41	15:55:28.273

P5 78 Richard FORBER				
LAP	LAP TIME	DIFF	MPH	TIME OF DAY
1 -	1:56.408	6.573	76.92	15:40:53.189
2 -	1:51.050	1.215	80.63	15:42:44.239
3 -	1:49.835 (1)		81.52	15:44:34.074
4 -	1:50.532	0.697	81.01	15:46:24.606
5 -	1:50.378 (3)	0.543	81.12	15:48:14.984
6 -	1:50.791	0.956	80.82	15:50:05.775
7 -	1:50.260 (2)	0.425	81.21	15:51:56.035
8 -	1:50.715	0.880	80.87	15:53:46.750
9 -	1:50.671	0.836	80.91	15:55:37.421

DIFF = Difference To Personal Best Lap

P6 37 David ROBB				
LAP	LAP TIME	DIFF	MPH	TIME OF DAY
1 -	1:56.935	6.729	76.57	15:40:53.716
2 -	1:50.888	0.682	80.75	15:42:44.604
3 -	1:50.231 (2)	0.025	81.23	15:44:34.835
4 -	1:50.993	0.787	80.67	15:46:25.828
5 -	1:50.206 (1)		81.25	15:48:16.034
6 -	1:50.531	0.325	81.01	15:50:06.565
7 -	1:50.470 (3)	0.264	81.05	15:51:57.035
8 -	1:51.534	1.328	80.28	15:53:48.569
9 -	1:50.499	0.293	81.03	15:55:39.068

P7 888 Christopher JACKSON				
LAP	LAP TIME	DIFF	MPH	TIME OF DAY
1 -	1:58.960	9.567	75.27	15:40:55.741
2 -	1:51.069	1.676	80.62	15:42:46.810
3 -	1:51.245	1.852	80.49	15:44:38.055
4 -	1:50.912	1.519	80.73	15:46:28.967
5 -	1:50.169 (3)	0.776	81.27	15:48:19.136
6 -	1:50.132 (2)	0.739	81.30	15:50:09.268
7 -	1:50.921	1.528	80.72	15:52:00.189
8 -	1:50.327	0.934	81.16	15:53:50.516
9 -	1:49.393 (1)		81.85	15:55:39.909

P8 6 Scott PARKIN				
LAP	LAP TIME	DIFF	MPH	TIME OF DAY
1 -	2:00.214	10.134	74.48	15:40:56.995
2 -	1:51.576	1.496	80.25	15:42:48.571
3 -	1:50.183 (2)	0.103	81.26	15:44:38.754
4 -	1:51.392	1.312	80.38	15:46:30.146
5 -	1:50.786	0.706	80.82	15:48:20.932
6 -	1:50.080 (1)		81.34	15:50:11.012
7 -	1:51.602	1.522	80.23	15:52:02.614
8 -	1:50.567	0.487	80.98	15:53:53.181
9 -	1:50.330 (3)	0.250	81.16	15:55:43.511

P9 60 Julian DANIEL				
LAP	LAP TIME	DIFF	MPH	TIME OF DAY
1 -	1:59.407	9.298	74.99	15:40:56.188
2 -	1:51.418	1.309	80.36	15:42:47.606
3 -	1:52.202	2.093	79.80	15:44:39.808
4 -	1:53.574	3.465	78.84	15:46:33.382
5 -	1:52.230	2.121	79.78	15:48:25.612
6 -	1:51.315 (3)	1.206	80.44	15:50:16.927
7 -	1:51.498	1.389	80.31	15:52:08.425
8 -	1:50.109 (1)		81.32	15:53:58.534
9 -	1:50.959 (2)	0.850	80.70	15:55:49.493

P10 33 Patrick BOOTH				
LAP	LAP TIME	DIFF	MPH	TIME OF DAY
1 -	1:59.686	8.255	74.81	15:40:56.467
2 -	1:51.821	0.390	80.07	15:42:48.288
3 -	1:52.710	1.279	79.44	15:44:40.998
4 -	1:51.431 (1)		80.35	15:46:32.429
5 -	1:51.680 (3)	0.249	80.17	15:48:24.109
6 -	1:51.570 (2)	0.139	80.25	15:50:15.679
7 -	1:51.729	0.298	80.14	15:52:07.408
8 -	1:52.696	1.265	79.45	15:54:00.104
9 -	1:52.108	0.677	79.87	15:55:52.212

BRSCC Audi TT Cup Racing

RACE 7 - LAP ANALYSIS

DIFF = Difference To Personal Best Lap

P11 75 Anthony PARK				
LAP	LAP TIME	DIFF	MPH	TIME OF DAY
1 -	1:57.655	6.391	76.10	15:40:54.436
2 -	1:51.409 (2)	0.145	80.37	15:42:45.845
3 -	1:51.951	0.687	79.98	15:44:37.796
4 -	1:55.606	4.342	77.45	15:46:33.402
5 -	1:51.700 (3)	0.436	80.16	15:48:25.102
6 -	1:51.264 (1)		80.47	15:50:16.366
7 -	1:53.904	2.640	78.61	15:52:10.270
8 -	1:53.027	1.763	79.22	15:54:03.297
9 -	1:52.145	0.881	79.84	15:55:55.442

P12 40 Joe WEAVER				
LAP	LAP TIME	DIFF	MPH	TIME OF DAY
1 -	2:03.258	12.135	72.64	15:41:00.039
2 -	1:53.160	2.037	79.13	15:42:53.199
3 -	1:53.272	2.149	79.05	15:44:46.471
4 -	1:53.002	1.879	79.24	15:46:39.473
5 -	1:52.132	1.009	79.85	15:48:31.605
6 -	1:51.997	0.874	79.95	15:50:23.602
7 -	1:51.575 (3)	0.452	80.25	15:52:15.177
8 -	1:51.493 (2)	0.370	80.31	15:54:06.670
9 -	1:51.123 (1)		80.58	15:55:57.793

P13 30 Richard SANDERS				
LAP	LAP TIME	DIFF	MPH	TIME OF DAY
1 -	2:02.296	10.953	73.21	15:40:59.077
2 -	1:52.321	0.978	79.72	15:42:51.398
3 -	1:52.416	1.073	79.65	15:44:43.814
4 -	1:51.918 (3)	0.575	80.00	15:46:35.732
5 -	1:51.779 (2)	0.436	80.10	15:48:27.511
6 -	1:51.343 (1)		80.42	15:50:18.854
7 -	1:52.005	0.662	79.94	15:52:10.859
8 -	1:52.909	1.566	79.30	15:54:03.768
9 -	1:52.297	0.954	79.73	15:55:56.065

P14 24 Paul SAVAGE				
LAP	LAP TIME	DIFF	MPH	TIME OF DAY
1 -	2:04.986	9.521	71.64	15:41:01.767
2 -	1:55.977	0.512	77.20	15:42:57.744
3 -	1:56.112	0.647	77.11	15:44:53.856
4 -	1:55.465 (1)		77.55	15:46:49.321
5 -	1:55.604 (3)	0.139	77.45	15:48:44.925
6 -	1:56.112	0.647	77.11	15:50:41.037
7 -	1:56.846	1.381	76.63	15:52:37.883
8 -	1:56.640	1.175	76.77	15:54:34.523
9 -	1:55.543 (2)	0.078	77.49	15:56:30.066

P15 38 Morgan WROOT				
LAP	LAP TIME	DIFF	MPH	TIME OF DAY
1 -	1:58.694	8.048	75.44	15:40:55.475
2 -	1:50.646 (1)		80.92	15:42:46.121
3 -	1:52.208	1.562	79.80	15:44:38.329
4 -	1:51.768 (3)	1.122	80.11	15:46:30.097
5 -	1:52.444	1.798	79.63	15:48:22.541
6 -	1:50.908 (2)	0.262	80.73	15:50:13.449
7 -	2:57.573 P	1:06.927	50.42	15:53:11.022

DIFF = Difference To Personal Best Lap

P16 5 Paul MAGUIRE				
LAP	LAP TIME	DIFF	MPH	TIME OF DAY
1 -	1:56.015	4.997	77.18	15:40:52.796
2 -	1:51.018 (1)		80.65	15:42:43.814

P17 19 Harry YARDLEY-ROSE				
LAP	LAP TIME	DIFF	MPH	TIME OF DAY
1 -	2:01.699	10.042	73.57	15:40:58.480
2 -	1:51.657 (1)		80.19	15:42:50.137

P18 23 Tim EVANS				
LAP	LAP TIME	DIFF	MPH	TIME OF DAY
1 -	2:14.443 P		66.60	15:41:11.224

BRSCC Audi TT Cup Racing

RACE 7 - STATISTICS

Competitors Started 18
Planned Start 2023-06-17 @ 15:50:00.000
Actual Start 2023-06-17 @ 15:38:56.780
Finish Time 2023-06-17 @ 15:55:22.279
Track Length 2.4873mi.
Total Laps 138
Total Distance Covered 343.2541mi.

Session Fastest Lap History

NO	CL	NAME	LAP TIME	TIME OF DAY	LAP	VEHICLE
51		Luke HANDLEY	1:49.460	15:42:40.634	2	Audi TT 2.0 TFSI
51		Luke HANDLEY	1:48.656	15:44:29.289	3	Audi TT 2.0 TFSI
45		Carl SWIFT	1:48.633	15:46:18.845	4	Audi TT 2.0 TFSI
51		Luke HANDLEY	1:48.628	15:49:56.252	6	Audi TT 2.0 TFSI

Session Leader History

NO	CL	NAME	FROM LAP	LAPS LED	DISTANCE	VEHICLE
15		Andrew DYER	1	1	2.44 miles	Audi TT 2.0 TFSI
51		Luke HANDLEY	2	6	14.92 miles	Audi TT 2.0 TFSI
45		Carl SWIFT	8	2	4.97 miles	Audi TT 2.0 TFSI

Flag History

TYPE	TIME OF DAY
GREEN	15:38:56.780
FINISH	15:55:22.279

Flag Statistics

TYPE	COUNT	TOTAL LAPS	TOTAL TIME
Green	1	9	17:37.176
Red	0	0	0.000
Safety Car	0	0	0.000
FCY	0	0	0.000

BRSCC Audi TT Cup Racing

RACE 7 - STATISTICS

CLASS :

10 Starters

Fastest Lap History

NO	NAME	LAP TIME	TIME OF DAY	LAP	VEHICLE
51	Luke HANDLEY	1:49.460	15:42:40.634	2	Audi TT 2.0 TFSI
51	Luke HANDLEY	1:48.656	15:44:29.289	3	Audi TT 2.0 TFSI
45	Carl SWIFT	1:48.633	15:46:18.845	4	Audi TT 2.0 TFSI
51	Luke HANDLEY	1:48.628	15:49:56.252	6	Audi TT 2.0 TFSI

Leader History

NO	NAME	FROM LAP	LAPS LED	DISTANCE	VEHICLE
15	Andrew DYER	1	1	2.44 miles	Audi TT 2.0 TFSI
51	Luke HANDLEY	2	6	14.92 miles	Audi TT 2.0 TFSI
45	Carl SWIFT	8	2	4.97 miles	Audi TT 2.0 TFSI

BRSCC Audi TT Cup Racing

RACE 7 - STATISTICS

CLASS : M

8 Starters

Fastest Lap History

NO	NAME	LAP TIME	TIME OF DAY	LAP	VEHICLE
5	Paul MAGUIRE	1:51.018	15:42:43.829	2	Audi TT 2.0 TFSI
888	Christopher JACKSON	1:50.912	15:46:28.968	4	Audi TT 2.0 TFSI
888	Christopher JACKSON	1:50.169	15:48:19.136	5	Audi TT 2.0 TFSI
888	Christopher JACKSON	1:50.132	15:50:09.267	6	Audi TT 2.0 TFSI
60	Julian DANIEL	1:50.109	15:53:58.546	8	Audi TT 2.0 TFSI
888	Christopher JACKSON	1:49.393	15:55:39.910	9	Audi TT 2.0 TFSI

Leader History

NO	NAME	FROM LAP	LAPS LED	DISTANCE	VEHICLE
5	Paul MAGUIRE	1	2	4.93 miles	Audi TT 2.0 TFSI
75	Anthony PARK	3	1	2.48 miles	Audi TT 2.0 TFSI
888	Christopher JACKSON	4	6	14.92 miles	Audi TT 2.0 TFSI