



# NANKANG TYRE CITY CAR CUP CHAMPIONSHIP



BRSCC Snetterton Spring Race Meeting

Snetterton 300

6<sup>th</sup> / 7<sup>th</sup> April 2024



Timing & Results Provided by Timing Solutions Ltd

[www.tsl-timing.com](http://www.tsl-timing.com)



Snetterton

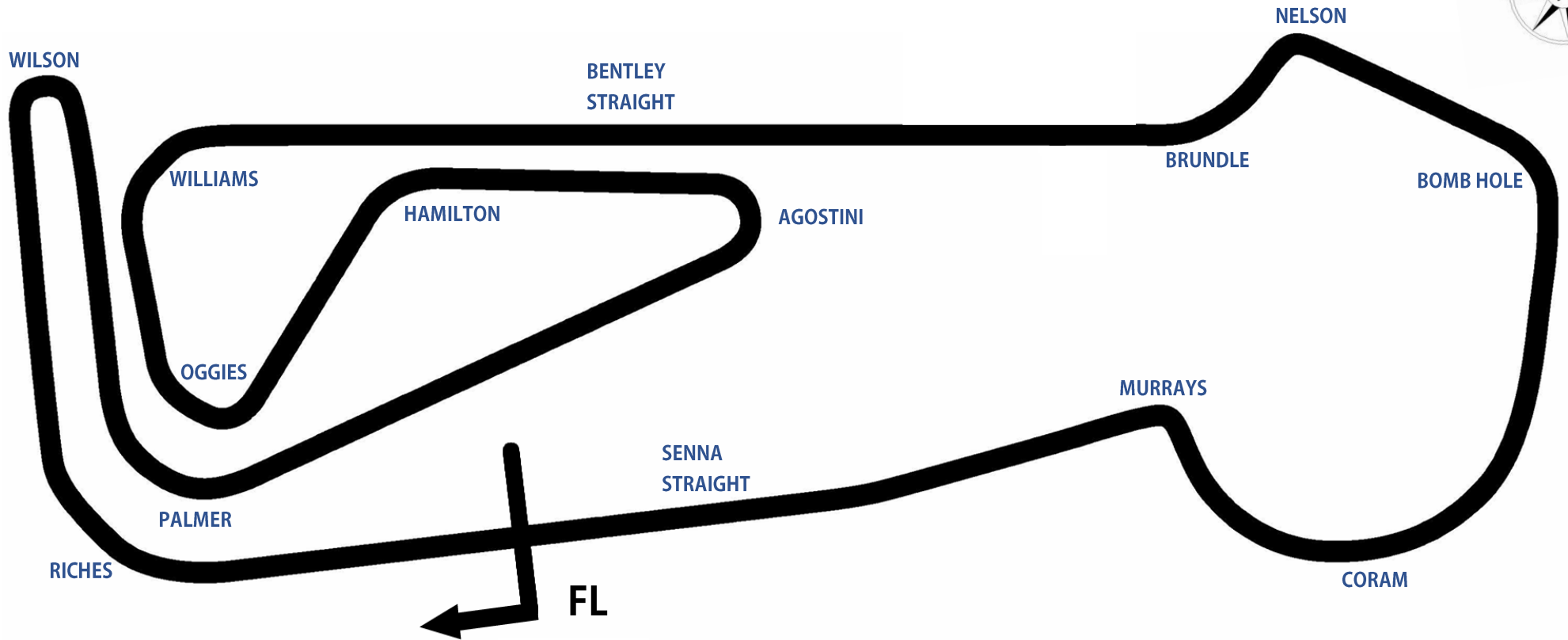
# Snetterton 300 Circuit

Norwich, Norfolk, UK

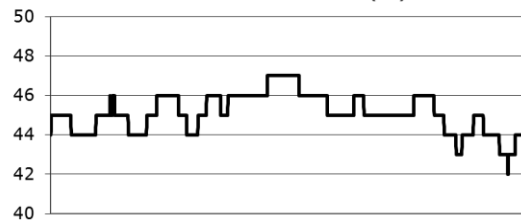


SPORTS TIMING

TIMING SOLUTIONS LTD



Circuit Altitude (m)



**Length** 2.9689 miles | 4.778 km | 4778.0 m

<b>FL</b>		52.46340 N	0.94476 E
<b>Pit Entry</b>	4572m	52.46364 N	0.94774 E
<b>Pit Exit</b>	40m after FL	52.46338 N	0.94420 E
<b>Pit Entry - Pit Exit</b>	246m, 17.75 @ 50kph, 14.7s @ 60kph		

# BRSCC Snetterton Spring Race Weekend

## Nankang Tyre CityCar Cup Championship

### QUALIFYING - RACE 3 - CLASSIFICATION

POS	NO	CL	PIC	NAME	ENTRY	TIME	ON	LAPS	GAP	DIFF	MPH
1	27*	SMC	1	Joshua JACKSON	Citroen C1	2:37.958	4	5			67.66
2	65	SMC	2	Richard JEPP	Peugeot 107	2:38.542	5	6	0.584	0.584	67.41
3	18		1	Stuart BLISS	Toyota Aygo	2:38.615	5	5	0.657	0.073	67.38
4	392*		2	Christopher PARKES	Citroen C1	2:39.118	5	5	1.160	0.503	67.17
5	21		3	Christopher MACKENZIE	Citroen C1	2:39.219	6	6	1.261	0.101	67.12
6	12	SMC (N)	1	Brady POLLOCK	Toyota Aygo	2:39.267	5	6	1.309	0.048	67.10
7	42		4	Toby OWEN	Toyota Aygo	2:39.375	4	6	1.417	0.108	67.06
8	23		5	Joe MOSS	Citroen C1	2:40.235	5	6	2.277	0.860	66.70
9	57	SMC	3	Jack WHEELER	Citroen C1	2:40.716	6	6	2.758	0.481	66.50
10	24		6	Samuel JOHNSTON	Citroen C1	2:41.238	6	6	3.280	0.522	66.28
11	11	SMC	4	James REILLY	Citroen C1	2:41.254	6	6	3.296	0.016	66.28
12	41		7	Alex FODEN	Citroen C1	2:41.362	5	6	3.404	0.108	66.23
13	20		8	Nick RAMSEY-GOUGH	Citroen C1	2:41.442	6	6	3.484	0.080	66.20
14	52	SMC (N)	2	Rory PICKLES	Citroen C1	2:41.459	6	6	3.501	0.017	66.19
15	72	SMC	5	Haydn PAYNE	Citroen C1	2:42.079	3	5	4.121	0.620	65.94
16	37*		9	Ian HOWARD	Citroen C1	2:42.104	3	5	4.146	0.025	65.93
17	88		10	Richard SNUGGS	Citroen C1	2:42.577	6	6	4.619	0.473	65.74
18	310		11	John NICHOLSON	Peugeot 107	2:42.712	5	6	4.754	0.135	65.68
19	89		12	Tom HARTWELL	Citroen C1	2:42.907	6	6	4.949	0.195	65.60
20	68	N	1	John SYKES	Toyota Aygo	2:43.061	6	6	5.103	0.154	65.54
21	710		13	Richard SEMMENS	Citroen C1	2:43.174	6	6	5.216	0.113	65.50
22	73	SMC	6	Andrew PAYNE	Peugeot 107	2:43.265	5	6	5.307	0.091	65.46
23	319		14	Colin DUNN	Citroen C1	2:44.869	3	5	6.911	1.604	64.82
24	87	SMC	7	Ari BARKER	Peugeot 107	2:45.821	5	5	7.863	0.952	64.45
25	30		15	Adam REYNOLDS	Peugeot 107	2:46.024	6	6	8.066	0.203	64.37
26	46		16	Craig FLYNN	Citroen C1	2:47.178	4	5	9.220	1.154	63.93
27	49	SMC	8	James SMITH	Citroen C1	2:49.201	4	5	11.243	2.023	63.16
28	174		17	Emilia VINCENT	Toyota Aygo	2:50.070	5	5	12.112	0.869	62.84
29	101		18	Peter BOWER	Citroen C1	2:50.430	5	5	12.472	0.360	62.71
30	34*		19	Nick ABBOTT		2:50.533	4	4	12.575	0.103	62.67
31	19	SMC (N)	3	Glenn BEE	Citroen C1	2:54.503	4	4	16.545	3.970	61.24
32	61	N	2	Fenn CURRAN	Citroen C1	2:58.374	5	5	20.416	3.871	59.91
33	97		20	Alistair MEIRING	Citroen C1	2:59.079	4	4	21.121	0.705	59.68
34	131	N	3	Lee PARKER	Toyota Aygo	3:01.994	5	5	24.036	2.915	58.72

Comments: Cars 27, 34, 37 and 392 - Please fit a working transponder

Weather / Track : Cloudy / Dry

Date: 06/04/2024 Start: 09:44 Finish: 09:59

These results are provisional until the conclusion of any judicial and technical matters.

Snetterton 300: 2.9689 miles

Clerk Of Course:	Stewards:	Timekeeper: Lisa Sneader	
------------------	-----------	--------------------------	--

Results can be found at [www.tsl-timing.com](http://www.tsl-timing.com)

Printed - 10:04 Saturday, 06 April 2024

# BRSCC Snetterton Spring Race Weekend

## Nankang Tyre CityCar Cup Championship

### QUALIFYING - RACE 3 - LAP ANALYSIS

DIFF = Difference To Personal Best Lap

P1 27 Joshua JACKSON				
LAP	LAP TIME	DIFF	MPH	TIME OF DAY
1 -	2:42.344	4.386	65.83	09:49:52.770
2 -	2:39.339 (3)	1.381	67.07	09:52:32.109
3 -	2:39.122 (2)	1.164	67.16	09:55:11.231
4 -	<b>2:37.958 (1)</b>		<b>67.66</b>	<b>09:57:49.189</b>
5 -	2:39.599	1.641	66.96	10:00:28.788

P2 65 Richard JEPP				
LAP	LAP TIME	DIFF	MPH	TIME OF DAY
1 -	2:48.261	9.719	63.52	09:47:21.528
2 -	2:43.435	4.893	65.39	09:50:04.963
3 -	2:47.881	9.339	63.66	09:52:52.844
4 -	2:40.207 (2)	1.665	66.71	09:55:33.051
5 -	<b>2:38.542 (1)</b>		<b>67.41</b>	<b>09:58:11.593</b>
6 -	2:40.443 (3)	1.901	66.61	10:00:52.036

P3 18 Stuart BLISS				
LAP	LAP TIME	DIFF	MPH	TIME OF DAY
1 -	3:28.420	49.805	51.28	09:48:45.420
2 -	2:42.555	3.940	65.75	09:51:27.975
3 -	2:39.736 (2)	1.121	66.91	09:54:07.711
4 -	2:40.946 (3)	2.331	66.40	09:56:48.657
5 -	<b>2:38.615 (1)</b>		<b>67.38</b>	<b>09:59:27.272</b>

P4 392 Christopher PARKES				
LAP	LAP TIME	DIFF	MPH	TIME OF DAY
1 -	2:44.693	5.575	64.89	09:50:25.477
2 -	2:39.992	0.874	66.80	09:53:05.469
3 -	2:39.925 (3)	0.807	66.83	09:55:45.394
4 -	2:39.179 (2)	0.061	67.14	09:58:24.573
5 -	<b>2:39.118 (1)</b>		<b>67.17</b>	<b>10:01:03.691</b>

P5 21 Christopher MACKENZIE				
LAP	LAP TIME	DIFF	MPH	TIME OF DAY
1 -	2:48.983	9.764	63.24	09:46:56.722
2 -	3:12.369	33.150	55.56	09:50:09.091
3 -	2:41.091	1.872	66.34	09:52:50.182
4 -	2:40.555 (3)	1.336	66.56	09:55:30.737
5 -	2:39.835 (2)	0.616	66.86	09:58:10.572
6 -	<b>2:39.219 (1)</b>		<b>67.12</b>	<b>10:00:49.791</b>

P6 12 Brady POLLOCK				
LAP	LAP TIME	DIFF	MPH	TIME OF DAY
1 -	2:48.077	8.810	63.59	09:47:22.502
2 -	2:43.842 (3)	4.575	65.23	09:50:06.344
3 -	2:45.615	6.348	64.53	09:52:51.959
4 -	2:39.316 (2)	0.049	67.08	09:55:31.275
5 -	<b>2:39.267 (1)</b>		<b>67.10</b>	<b>09:58:10.542</b>
6 -	2:47.075	7.808	63.97	10:00:57.617

P7 42 Toby OWEN				
LAP	LAP TIME	DIFF	MPH	TIME OF DAY
1 -	2:59.463	20.088	59.55	09:48:17.327
2 -	2:45.417	6.042	64.61	09:51:02.744
3 -	2:42.086 (3)	2.711	65.94	09:53:44.830
4 -	<b>2:39.375 (1)</b>		<b>67.06</b>	<b>09:56:24.205</b>
5 -	2:42.903	3.528	65.61	09:59:07.108
6 -	2:39.485 (2)	0.110	67.01	10:01:46.593

DIFF = Difference To Personal Best Lap

P8 23 Joe MOSS				
LAP	LAP TIME	DIFF	MPH	TIME OF DAY
1 -	2:50.807	10.572	62.57	09:46:55.316
2 -	2:41.985 (3)	1.750	65.98	09:49:37.301
3 -	2:48.694	8.459	63.35	09:52:25.995
4 -	2:41.212 (2)	0.977	66.29	09:55:07.207
5 -	<b>2:40.235 (1)</b>		<b>66.70</b>	<b>09:57:47.442</b>
6 -	2:43.934	3.699	65.19	10:00:31.376

P9 57 Jack WHEELER				
LAP	LAP TIME	DIFF	MPH	TIME OF DAY
1 -	2:51.680	10.964	62.25	09:47:14.977
2 -	2:45.938	5.222	64.41	09:50:00.915
3 -	2:44.883	4.167	64.82	09:52:45.798
4 -	2:42.001 (3)	1.285	65.97	09:55:27.799
5 -	2:41.084 (2)	0.368	66.35	09:58:08.883
6 -	<b>2:40.716 (1)</b>		<b>66.50</b>	<b>10:00:49.599</b>

P10 24 Samuel JOHNSTON				
LAP	LAP TIME	DIFF	MPH	TIME OF DAY
1 -	2:54.138	12.900	61.37	09:47:23.530
2 -	2:46.599	5.361	64.15	09:50:10.129
3 -	2:43.259	2.021	65.46	09:52:53.388
4 -	2:41.826 (2)	0.588	66.04	09:55:35.214
5 -	2:42.447 (3)	1.209	65.79	09:58:17.661
6 -	<b>2:41.238 (1)</b>		<b>66.28</b>	<b>10:00:58.899</b>

P11 11 James REILLY				
LAP	LAP TIME	DIFF	MPH	TIME OF DAY
1 -	3:03.140	21.886	58.36	09:47:58.916
2 -	2:51.061	9.807	62.48	09:50:49.977
3 -	2:43.725 (3)	2.471	65.28	09:53:33.702
4 -	2:44.426	3.172	65.00	09:56:18.128
5 -	2:41.620 (2)	0.366	66.13	09:58:59.748
6 -	<b>2:41.254 (1)</b>		<b>66.28</b>	<b>10:01:41.002</b>

P12 41 Alex FODEN				
LAP	LAP TIME	DIFF	MPH	TIME OF DAY
1 -	2:51.038	9.676	62.48	09:46:56.519
2 -	2:50.404	9.042	62.72	09:49:46.923
3 -	2:43.310	1.948	65.44	09:52:30.233
4 -	2:42.637 (3)	1.275	65.71	09:55:12.870
5 -	<b>2:41.362 (1)</b>		<b>66.23</b>	<b>09:57:54.232</b>
6 -	2:42.243 (2)	0.881	65.87	10:00:36.475

P13 20 Nick RAMSEY-GOUGH				
LAP	LAP TIME	DIFF	MPH	TIME OF DAY
1 -	3:00.389	18.947	59.25	09:48:06.107
2 -	2:46.637	5.195	64.13	09:50:52.744
3 -	2:43.885 (3)	2.443	65.21	09:53:36.629
4 -	2:44.088	2.646	65.13	09:56:20.717
5 -	2:42.452 (2)	1.010	65.79	09:59:03.169
6 -	<b>2:41.442 (1)</b>		<b>66.20</b>	<b>10:01:44.611</b>

P14 52 Rory PICKLES				
LAP	LAP TIME	DIFF	MPH	TIME OF DAY
1 -	2:59.446	17.987	59.56	09:47:57.229
2 -	2:49.981	8.522	62.87	09:50:47.210

# BRSCC Snetterton Spring Race Weekend

## Nankang Tyre CityCar Cup Championship

### QUALIFYING - RACE 3 - LAP ANALYSIS

DIFF = Difference To Personal Best Lap

3 -	2:43.740 (3)	2.281	65.27	09:53:30.950
4 -	2:43.825	2.366	65.24	09:56:14.775
5 -	2:42.607 (2)	1.148	65.72	09:58:57.382
6 -	<b>2:41.459 (1)</b>		<b>66.19</b>	<b>10:01:38.841</b>

#### P15 72 Haydn PAYNE

LAP	LAP TIME	DIFF	MPH	TIME OF DAY
1 -	2:55.772	13.693	60.80	09:47:46.337
2 -	2:44.041 (2)	1.962	65.15	09:50:30.378
3 -	<b>2:42.079 (1)</b>		<b>65.94</b>	<b>09:53:12.457</b>
4 -	3:56.111 P	1:14.032	45.26	09:57:08.568
5 -	2:46.237	4.158	64.29	09:59:54.805

#### P16 37 Ian HOWARD

LAP	LAP TIME	DIFF	MPH	TIME OF DAY
1 -	2:59.871	17.767	59.42	09:50:01.959
2 -	2:52.406	10.302	61.99	09:52:54.365
3 -	<b>2:42.104 (1)</b>		<b>65.93</b>	<b>09:55:36.469</b>
4 -	2:43.884 (2)	1.780	65.21	09:58:20.353
5 -	2:47.891 (3)	5.787	63.66	10:01:08.244

#### P17 88 Richard SNUGGS

LAP	LAP TIME	DIFF	MPH	TIME OF DAY
1 -	2:52.339	9.762	62.01	09:47:03.436
2 -	2:50.776	8.199	62.58	09:49:54.212
3 -	2:46.989	4.412	64.00	09:52:41.201
4 -	2:45.872 (3)	3.295	64.43	09:55:27.073
5 -	2:43.640 (2)	1.063	65.31	09:58:10.713
6 -	<b>2:42.577 (1)</b>		<b>65.74</b>	<b>10:00:53.290</b>

#### P18 310 John NICHOLSON

LAP	LAP TIME	DIFF	MPH	TIME OF DAY
1 -	3:00.709	17.997	59.14	09:47:37.994
2 -	2:48.898	6.186	63.28	09:50:26.892
3 -	2:43.914 (3)	1.202	65.20	09:53:10.806
4 -	2:42.816 (2)	0.104	65.64	09:55:53.622
5 -	<b>2:42.712 (1)</b>		<b>65.68</b>	<b>09:58:36.334</b>
6 -	2:45.632	2.920	64.52	10:01:21.966

#### P19 89 Tom HARTWELL

LAP	LAP TIME	DIFF	MPH	TIME OF DAY
1 -	2:55.671	12.764	60.84	09:47:13.766
2 -	2:49.462	6.555	63.07	09:50:03.228
3 -	2:46.143	3.236	64.33	09:52:49.371
4 -	2:45.664 (3)	2.757	64.51	09:55:35.035
5 -	2:44.897 (2)	1.990	64.81	09:58:19.932
6 -	<b>2:42.907 (1)</b>		<b>65.60</b>	<b>10:01:02.839</b>

#### P20 68 John SYKES

LAP	LAP TIME	DIFF	MPH	TIME OF DAY
1 -	3:04.117	21.056	58.05	09:47:53.790
2 -	2:54.124	11.063	61.38	09:50:47.914
3 -	2:47.809	4.748	63.69	09:53:35.723
4 -	2:47.031 (3)	3.970	63.98	09:56:22.754
5 -	2:44.676 (2)	1.615	64.90	09:59:07.430
6 -	<b>2:43.061 (1)</b>		<b>65.54</b>	<b>10:01:50.491</b>

DIFF = Difference To Personal Best Lap

P21 710 Richard SEMMENS				
LAP	LAP TIME	DIFF	MPH	TIME OF DAY
1 -	2:59.244	16.070	59.62	09:47:20.808
2 -	2:51.923	8.749	62.16	09:50:12.731
3 -	2:47.140	3.966	63.94	09:52:59.871
4 -	2:46.926 (3)	3.752	64.02	09:55:46.797
5 -	2:43.414 (2)	0.240	65.40	09:58:30.211
6 -	<b>2:43.174 (1)</b>		<b>65.50</b>	<b>10:01:13.385</b>

#### P22 73 Andrew PAYNE

LAP	LAP TIME	DIFF	MPH	TIME OF DAY
1 -	3:01.477	18.212	58.89	09:47:08.395
2 -	2:49.055	5.790	63.22	09:49:57.450
3 -	2:50.372	7.107	62.73	09:52:47.822
4 -	2:46.784 (3)	3.519	64.08	09:55:34.606
5 -	<b>2:43.265 (1)</b>		<b>65.46</b>	<b>09:58:17.871</b>
6 -	2:43.841 (2)	0.576	65.23	10:01:01.712

#### P23 319 Colin DUNN

LAP	LAP TIME	DIFF	MPH	TIME OF DAY
1 -	3:05.363	20.494	57.66	09:48:04.488
2 -	2:48.396	3.527	63.46	09:50:52.884
3 -	<b>2:44.869 (1)</b>		<b>64.82</b>	<b>09:53:37.753</b>
4 -	2:45.955 (2)	1.086	64.40	09:56:23.708
5 -	2:47.661 (3)	2.792	63.74	09:59:11.369

#### P24 87 Ari BARKER

LAP	LAP TIME	DIFF	MPH	TIME OF DAY
1 -	3:01.270	15.449	58.96	09:48:21.787
2 -	2:49.276 (3)	3.455	63.13	09:51:11.063
3 -	2:47.973 (2)	2.152	63.62	09:53:59.036
4 -	2:49.855	4.034	62.92	09:56:48.891
5 -	<b>2:45.821 (1)</b>		<b>64.45</b>	<b>09:59:34.712</b>

#### P25 30 Adam REYNOLDS

LAP	LAP TIME	DIFF	MPH	TIME OF DAY
1 -	2:53.429	7.405	61.62	09:47:01.857
2 -	3:13.274	27.250	55.30	09:50:15.131
3 -	2:55.404	9.380	60.93	09:53:10.535
4 -	2:46.473 (2)	0.449	64.20	09:55:57.008
5 -	2:48.324 (3)	2.300	63.49	09:58:45.332
6 -	<b>2:46.024 (1)</b>		<b>64.37</b>	<b>10:01:31.356</b>

#### P26 46 Craig FLYNN

LAP	LAP TIME	DIFF	MPH	TIME OF DAY
1 -	3:03.047	15.869	58.38	09:47:57.046
2 -	2:52.772 (3)	5.594	61.86	09:50:49.818
3 -	2:49.660 (2)	2.482	62.99	09:53:39.478
4 -	<b>2:47.178 (1)</b>		<b>63.93</b>	<b>09:56:26.656</b>
5 -	2:59.782	12.604	59.45	09:59:26.438

#### P27 49 James SMITH

LAP	LAP TIME	DIFF	MPH	TIME OF DAY
1 -	3:02.397	13.196	58.59	09:47:42.145
2 -	3:01.153	11.952	59.00	09:50:43.298
3 -	2:50.054 (2)	0.853	62.85	09:53:33.352
4 -	<b>2:49.201 (1)</b>		<b>63.16</b>	<b>09:56:22.553</b>
5 -	2:55.886 (3)	6.685	60.76	09:59:18.439

**BRSCC Snetterton Spring Race Weekend**  
**Nankang Tyre CityCar Cup Championship**  
**QUALIFYING - RACE 3 - LAP ANALYSIS**

DIFF = Difference To Personal Best Lap

<b>P28 174 Emilia VINCENT</b>				
LAP	LAP TIME	DIFF	MPH	TIME OF DAY
1 -	3:06.767	16.697	57.22	09:48:09.846
2 -	2:54.761	4.691	61.15	09:51:04.607
3 -	2:53.790 (3)	3.720	61.49	09:53:58.397
4 -	2:51.396 (2)	1.326	62.35	09:56:49.793
5 -	<b>2:50.070 (1)</b>		<b>62.84</b>	<b>09:59:39.863</b>

<b>P29 101 Peter BOWER</b>				
LAP	LAP TIME	DIFF	MPH	TIME OF DAY
1 -	3:16.012	25.582	54.52	09:48:02.918
2 -	3:00.365	9.935	59.25	09:51:03.283
3 -	2:58.761 (3)	8.331	59.78	09:54:02.044
4 -	2:52.979 (2)	2.549	61.78	09:56:55.023
5 -	<b>2:50.430 (1)</b>		<b>62.71</b>	<b>09:59:45.453</b>

<b>P30 34 Nick ABBOTT</b>				
LAP	LAP TIME	DIFF	MPH	TIME OF DAY
1 -	2:54.785	4.252	61.14	09:51:21.346
2 -	2:52.207 (3)	1.674	62.06	09:54:13.553
3 -	2:50.939 (2)	0.406	62.52	09:57:04.492
4 -	<b>2:50.533 (1)</b>		<b>62.67</b>	<b>09:59:55.025</b>

<b>P31 19 Glenn BEE</b>				
LAP	LAP TIME	DIFF	MPH	TIME OF DAY
1 -	3:08.008	13.505	56.84	09:51:41.199
2 -	3:04.363 (3)	9.860	57.97	09:54:45.562
3 -	2:58.010 (2)	3.507	60.04	09:57:43.572
4 -	<b>2:54.503 (1)</b>		<b>61.24</b>	<b>10:00:38.075</b>

<b>P32 61 Fenn CURRAN</b>				
LAP	LAP TIME	DIFF	MPH	TIME OF DAY
1 -	3:09.699	11.325	56.34	09:47:42.163
2 -	3:32.291	33.917	50.34	09:51:14.454
3 -	3:01.680 (3)	3.306	58.82	09:54:16.134
4 -	3:01.572 (2)	3.198	58.86	09:57:17.706
5 -	<b>2:58.374 (1)</b>		<b>59.91</b>	<b>10:00:16.080</b>

<b>P33 97 Alistair MEIRING</b>				
LAP	LAP TIME	DIFF	MPH	TIME OF DAY
1 -	3:15.201	16.122	54.75	09:47:56.177
2 -	3:02.660 (3)	3.581	58.51	09:50:58.837
3 -	2:59.795 (2)	0.716	59.44	09:53:58.632
4 -	<b>2:59.079 (1)</b>		<b>59.68</b>	<b>09:56:57.711</b>

<b>P34 131 Lee PARKER</b>				
LAP	LAP TIME	DIFF	MPH	TIME OF DAY
1 -	3:19.748	17.754	53.50	09:48:29.823
2 -	3:08.483	6.489	56.70	09:51:38.306
3 -	3:06.468 (3)	4.474	57.31	09:54:44.774
4 -	3:02.448 (2)	0.454	58.58	09:57:47.222
5 -	<b>3:01.994 (1)</b>		<b>58.72</b>	<b>10:00:49.216</b>

**BRSCC Snetterton Spring Race Weekend**  
**Nankang Tyre CityCar Cup Championship**  
**QUALIFYING - RACE 3 - STATISTICS**

**Competitors Started** 34  
**Planned Start** 2024-04-06 @ 09:55:00.000  
**Actual Start** 2024-04-06 @ 09:44:03.666  
**Finish Time** 2024-04-06 @ 09:59:08.914  
**Track Length** 2.9689mi.  
**Total Laps** 185  
**Total Distance Covered** 549.2486mi.

**Session Fastest Lap History**

NO	CL	NAME	LAP TIME	TIME OF DAY	LAP	VEHICLE
23		Joe MOSS	<b>2:41.985</b>	09:49:37.313	2	Citroen C1
27	SMC	Joshua JACKSON	<b>2:39.339</b>	09:52:32.109	2	Citroen C1
27	SMC	Joshua JACKSON	<b>2:39.122</b>	09:55:11.231	3	Citroen C1
27	SMC	Joshua JACKSON	<b>2:37.958</b>	09:57:49.189	4	Citroen C1

**Flag History**

TYPE	TIME OF DAY
GREEN	09:44:03.666
FINISH	09:59:08.914

**Flag Statistics**

TYPE	COUNT	TOTAL LAPS	TOTAL TIME
Green	1	6	17:56.351
Red	0	0	0.000
Safety Car	0	0	0.000
FCY	0	0	0.000

**BRSCC Snetterton Spring Race Weekend**  
**Nankang Tyre CityCar Cup Championship**  
**QUALIFYING - RACE 3 - STATISTICS**

**CLASS :**

20 Starters

**Fastest Lap History**

NO	NAME	LAP TIME	TIME OF DAY	LAP	VEHICLE
23	Joe MOSS	<b>2:41.985</b>	09:49:37.313	2	Citroen C1
21	Christopher MACKENZIE	<b>2:41.091</b>	09:52:50.193	3	Citroen C1
392	Christopher PARKES	<b>2:39.992</b>	09:53:05.469	2	Citroen C1
18	Stuart BLISS	<b>2:39.736</b>	09:54:07.722	3	Toyota Aygo
42	Toby OWEN	<b>2:39.375</b>	09:56:24.212	4	Toyota Aygo
392	Christopher PARKES	<b>2:39.179</b>	09:58:24.573	4	Citroen C1
18	Stuart BLISS	<b>2:38.615</b>	09:59:27.283	5	Toyota Aygo



**BRSCC Snetterton Spring Race Weekend**  
**Nankang Tyre CityCar Cup Championship**  
**QUALIFYING - RACE 3 - STATISTICS**

**CLASS : SMC**

**8 Starters**

**Fastest Lap History**

NO	NAME	LAP TIME	TIME OF DAY	LAP	VEHICLE
27	Joshua JACKSON	<b>2:42.344</b>	09:49:52.770	1	Citroen C1
27	Joshua JACKSON	<b>2:39.339</b>	09:52:32.109	2	Citroen C1
27	Joshua JACKSON	<b>2:39.122</b>	09:55:11.231	3	Citroen C1
27	Joshua JACKSON	<b>2:37.958</b>	09:57:49.189	4	Citroen C1

**BRSCC Snetterton Spring Race Weekend**  
**Nankang Tyre CityCar Cup Championship**  
**QUALIFYING - RACE 3 - STATISTICS**

**CLASS : SMC (N)**

**3 Starters**

**Fastest Lap History**

NO	NAME	LAP TIME	TIME OF DAY	LAP	VEHICLE
12	Brady POLLOCK	<b>2:43.842</b>	09:50:06.354	2	Toyota Aygo
52	Rory PICKLES	<b>2:43.740</b>	09:53:30.977	3	Citroen C1
12	Brady POLLOCK	<b>2:39.316</b>	09:55:31.283	4	Toyota Aygo
12	Brady POLLOCK	<b>2:39.267</b>	09:58:10.550	5	Toyota Aygo

**BRSCC Snetterton Spring Race Weekend**  
**Nankang Tyre CityCar Cup Championship**  
**QUALIFYING - RACE 3 - STATISTICS**

**CLASS : N**

**3 Starters**

**Fastest Lap History**

NO	NAME	LAP TIME	TIME OF DAY	LAP	VEHICLE
68	John SYKES	<b>2:54.124</b>	09:50:47.926	2	Toyota Aygo
68	John SYKES	<b>2:47.809</b>	09:53:35.735	3	Toyota Aygo
68	John SYKES	<b>2:47.031</b>	09:56:22.670	4	Toyota Aygo
68	John SYKES	<b>2:44.676</b>	09:59:07.442	5	Toyota Aygo
68	John SYKES	<b>2:43.061</b>	10:01:50.504	6	Toyota Aygo

**BRSCC Snetterton Spring Race Weekend**  
**Nankang Tyre CityCar Cup Championship**  
**RACE 3 - GRID (15 minutes)**

ROW 18	35	<b>26</b> Leon WILDE	
ROW 17	33	<b>97</b> 2:59.079 Alistair MEIRING	34 <b>131</b> 3:01.994 Lee PARKER
ROW 16	31	<b>19</b> 2:54.503 Glenn BEE	32 <b>61</b> 2:58.374 Fenn CURRAN
ROW 15	29	<b>101</b> 2:50.430 Peter BOWER	30 <b>34</b> 2:50.533 Nick ABBOTT
ROW 14	27	<b>49</b> 2:49.201 James SMITH	28 <b>174</b> 2:50.070 Emilia VINCENT
ROW 13	25	<b>30</b> 2:46.024 Adam REYNOLDS	26 <b>46</b> 2:47.178 Craig FLYNN
ROW 12	23	<b>319</b> 2:44.869 Colin DUNN	24 <b>87</b> 2:45.821 Ari BARKER
ROW 11	21	<b>710</b> 2:43.174 Richard SEMMENS	22 <b>73</b> 2:43.265 Andrew PAYNE
ROW 10	19	<b>89</b> 2:42.907 Tom HARTWELL	20 <b>68</b> 2:43.061 John SYKES
ROW 9	17	<b>88</b> 2:42.577 Richard SNUGGS	18 <b>310</b> 2:42.712 John NICHOLSON
ROW 8	15	<b>72</b> 2:42.079 Haydn PAYNE	16 <b>37</b> 2:42.104 Ian HOWARD
ROW 7	13	<b>20</b> 2:41.442 Nick RAMSEY-GOUGH	14 <b>52</b> 2:41.459 Rory PICKLES
ROW 6	11	<b>11</b> 2:41.254 James REILLY	12 <b>41</b> 2:41.362 Alex FODEN
ROW 5	9	<b>57</b> 2:40.716 Jack WHEELER	10 <b>24</b> 2:41.238 Samuel JOHNSTON
ROW 4	7	<b>42</b> 2:39.375 Toby OWEN	8 <b>23</b> 2:40.235 Joe MOSS
ROW 3	5	<b>21</b> 2:39.219 Christopher MACKENZIE	6 <b>12</b> 2:39.267 Brady POLLOCK
ROW 2	3	<b>18</b> 2:38.615 Stuart BLISS	4 <b>392</b> 2:39.118 Christopher PARKES
ROW 1	1	<b>27</b> 2:37.958 Joshua JACKSON	2 <b>65</b> 2:38.542 Richard JEPP

**Pole**

These results are provisional until the conclusion of any judicial and technical matters.

Snetterton 300: 2.9689 miles

Clerk Of Course:	Stewards:	Timekeeper: Lisa Sneader	
------------------	-----------	--------------------------	--

Results can be found at [www.tsl-timing.com](http://www.tsl-timing.com)

Printed - 10:07 Saturday, 06 April 2024

# BRSCC Snetterton Spring Race Weekend

## Nankang Tyre CityCar Cup Championship

### RACE 3 - CLASSIFICATION

Race Distance: 6 Laps / 17.81 miles

POS	NO	CL	PIC	NAME	ENTRY	LAPS	TIME	GAP	DIFF	MPH	BEST	ON	GRD	↑↓
1	18		1	Stuart BLISS	Toyota Aygo	6	15:59.976			66.80	<b>2:37.696</b>	5	3	2
2	65	SMC	1	Richard JEPPI	Peugeot 107	6	16:02.041	<b>2.065</b>	2.065	66.65	<b>2:37.926</b>	5	2	0
3	27	SMC	2	Joshua JACKSON	Citroen C1	6	16:02.247	<b>2.271</b>	0.206	66.64	<b>2:37.896</b>	5	1	-2
4	392		2	Christopher PARKES	Citroen C1	6	16:02.576	<b>2.600</b>	0.329	66.62	<b>2:38.021</b>	5	4	0
5	12	SMC(N)	1	Brady POLLOCK	Toyota Aygo	6	16:06.099	<b>6.123</b>	3.523	66.37	<b>2:38.055</b>	4	6	1
6	21		3	Christopher MACKENZIE	Citroen C1	6	16:07.668	<b>7.692</b>	1.569	66.27	<b>2:38.404</b>	4	5	-1
7	57	SMC	3	Jack WHEELER	Citroen C1	6	16:08.085	<b>8.109</b>	0.417	66.24	<b>2:38.426</b>	4	9	2
8	42		4	Toby OWEN	Toyota Aygo	6	16:09.995	<b>10.019</b>	1.910	66.11	<b>2:39.105</b>	4	7	-1
9	23		5	Joe MOSS	Citroen C1	6	16:11.122	<b>11.146</b>	1.127	66.03	<b>2:39.182</b>	4	8	-1
10	11	SMC	4	James REILLY	Citroen C1	6	16:18.691	<b>18.715</b>	7.569	65.52	<b>2:39.771</b>	4	11	1
11	72	SMC	5	Haydn PAYNE	Citroen C1	6	16:19.116	<b>19.140</b>	0.425	65.49	<b>2:40.355</b>	6	15	4
12	41		6	Alex FODEN	Citroen C1	6	16:19.420	<b>19.444</b>	0.304	65.47	<b>2:40.169</b>	4	12	0
13	310		7	John NICHOLSON	Peugeot 107	6	16:19.597	<b>19.621</b>	0.177	65.46	<b>2:39.725</b>	4	18	5
14	24		8	Samuel JOHNSTON	Citroen C1	6	16:22.131	<b>22.155</b>	2.534	65.29	<b>2:39.938</b>	3	10	-4
15	20		9	Nick RAMSEY-GOUGH	Citroen C1	6	16:23.273	<b>23.297</b>	1.142	65.21	<b>2:40.891</b>	4	13	-2
16	46		10	Craig FLYNN	Citroen C1	6	16:29.446	<b>29.470</b>	6.173	64.81	<b>2:41.000</b>	2	26	10
17	89		11	Tom HARTWELL	Citroen C1	6	16:29.475	<b>29.499</b>	0.029	64.81	<b>2:41.943</b>	3	19	2
18	37		12	Ian HOWARD	Citroen C1	6	16:32.666	<b>32.690</b>	3.191	64.60	<b>2:41.860</b>	2	16	-2
19	52	SMC(N)	2	Rory PICKLES	Citroen C1	6	16:32.843	<b>32.867</b>	0.177	64.59	<b>2:42.072</b>	2	14	-5
20	73	SMC	6	Andrew PAYNE	Peugeot 107	6	16:46.539	<b>46.563</b>	13.696	63.71	<b>2:43.958</b>	6	22	2
21	68	N	1	John SYKES	Toyota Aygo	6	16:46.781	<b>46.805</b>	0.242	63.69	<b>2:44.929</b>	6	20	-1
22	319		13	Colin DUNN	Citroen C1	6	16:47.186	<b>47.210</b>	0.405	63.67	<b>2:43.632</b>	6	23	1
23	710		14	Richard SEMMENS	Citroen C1	6	16:50.890	<b>50.914</b>	3.704	63.43	<b>2:44.404</b>	3	21	-2
24	101		15	Peter BOWER	Citroen C1	6	17:01.127	<b>1:01.151</b>	10.237	62.80	<b>2:45.014</b>	4	29	5
25	174		16	Emilia VINCENT	Toyota Aygo	6	17:01.279	<b>1:01.303</b>	0.152	62.79	<b>2:45.974</b>	5	28	3
26	87	SMC	7	Ari BARKER	Peugeot 107	6	17:01.868	<b>1:01.892</b>	0.589	62.75	<b>2:45.560</b>	5	24	-2
27	49	SMC	8	James SMITH	Citroen C1	6	17:03.015	<b>1:03.039</b>	1.147	62.68	<b>2:45.023</b>	4	27	0
28	30		17	Adam REYNOLDS	Peugeot 107	6	17:11.411	<b>1:11.435</b>	8.396	62.17	<b>2:41.655</b>	2	25	-3
29	34*		18	Nick ABBOTT		6	17:25.825	<b>1:25.849</b>	14.414	61.31	<b>2:50.710</b>	2	30	1
30	19	SMC(N)	3	Glenn BEE	Citroen C1	6	17:51.470	<b>1:51.494</b>	25.645	59.85	<b>2:54.512</b>	6	31	1
31	131	N	2	Lee PARKER	Toyota Aygo	6	18:20.892	<b>2:20.916</b>	29.422	58.25	<b>2:57.773</b>	4	34	3

#### NOT CLASSIFIED

DNF	88			Richard SNUGGS	Citroen C1	5	13:38.492	<b>1 Lap</b>	1 Lap	65.29	<b>2:39.809</b>	4	17	
DNF	61	N		Fenn CURRAN	Citroen C1	5	14:31.337	<b>1 Lap</b>	52.845	61.33	<b>2:48.922</b>	5	32	

#### FASTEST LAP

18				Stuart BLISS	Toyota Aygo	5	2:37.696			67.77 mph		109.07 kph	
27	SMC			Joshua JACKSON	Citroen C1	5	2:37.896			67.69 mph		108.93 kph	
12	SMC(N)			Brady POLLOCK	Toyota Aygo	4	2:38.055			67.62 mph		108.82 kph	
68	N			John SYKES	Toyota Aygo	6	2:44.929			64.80 mph		104.29 kph	

Comments: Car 34 - STILL NO working transponder - Please sort for tomorrow

Weather / Track : Cloudy / Dry

Date: 06/04/2024 Start: 13:40 Finish: 13:56

These results are provisional until the conclusion of any judicial and technical matters.

Snetterton 300: 2.9689 miles

Clerk Of Course:	Stewards:	Timekeeper: Lisa Sneader	
------------------	-----------	--------------------------	--

Results can be found at [www.tsl-timing.com](http://www.tsl-timing.com)

Printed - 14:00 Saturday, 06 April 2024

# BRSCC Snetterton Spring Race Weekend

## Nankang Tyre CityCar Cup Championship

### RACE 3 - LAP CHART

LAP 1 @ 13:43:41.803			LAP 2 @ 13:46:21.128			LAP 3 @ 13:48:59.561			LAP 4 @ 13:51:37.700			LAP 5 @ 13:54:15.396		
NO	BEHIND	LAP TIME	NO	BEHIND	LAP TIME	NO	BEHIND	LAP TIME	NO	BEHIND	LAP TIME	NO	BEHIND	LAP TIME
65		2:48.117	65		2:39.325	18		2:38.244	18		2:38.139	18		2:37.696
27	0.907	2:49.024	18	0.189	2:38.572	65	0.563	2:38.996	65	0.649	2:38.225	65	0.879	2:37.926
18	0.942	2:49.059	27	0.701	2:39.119	27	0.967	2:38.699	27	1.185	2:38.357	27	1.385	2:37.896
392	1.352	2:49.469	392	1.589	2:39.562	392	1.737	2:38.581	392	2.088	2:38.490	392	2.413	2:38.021
21	1.808	2:49.925	21	2.657	2:40.174	21	2.699	2:38.475	21	2.964	2:38.404	21	3.927	2:38.659
57	2.359	2:50.476	57	2.956	2:39.922	57	3.016	2:38.493	57	3.303	2:38.426	57	4.230	2:38.623
23	3.654	2:51.771	12	3.526	2:38.823	12	4.473	2:39.380	12	4.389	2:38.055	12	4.791	2:38.098
12	4.028	2:52.145	23	4.529	2:40.200	23	5.355	2:39.259	23	6.398	2:39.182	42	8.802	2:39.841
42	4.516	2:52.633	42	4.951	2:39.760	42	5.691	2:39.173	42	6.657	2:39.105	23	9.388	2:40.686
24	4.865	2:52.982	24	6.276	2:40.736	24	7.781	2:39.938	24	10.806	2:41.164	11	16.425	2:42.507
88	6.116	2:54.233	88	7.683	2:40.892	88	9.692	2:40.442	88	11.362	2:39.809	88	16.782	2:43.116
11	6.353	2:54.470	11	8.106	2:41.078	11	9.982	2:40.309	11	11.614	2:39.771	41	16.893	2:40.575
72	6.983	2:55.100	72	8.742	2:41.084	72	10.801	2:40.492	310	12.733	2:39.725	72	17.051	2:41.166
41	7.307	2:55.424	41	9.233	2:41.251	310	11.147	2:39.843	72	13.581	2:40.919	310	17.225	2:42.188
310	7.526	2:55.643	310	9.737	2:41.536	41	11.984	2:41.184	41	14.014	2:40.169	24	17.380	2:44.270
20	8.122	2:56.239	20	10.775	2:41.978	20	13.643	2:41.301	20	16.395	2:40.891	20	20.479	2:41.780
89	8.562	2:56.679	89	11.470	2:42.233	89	14.980	2:41.943	89	19.236	2:42.395	89	24.293	2:42.753
37	9.646	2:57.763	46	11.660	2:41.000	46	16.459	2:43.232	46	20.138	2:41.818	46	24.446	2:42.004
46	9.985	2:58.102	37	12.181	2:41.860	37	17.133	2:43.385	37	22.436	2:43.442	37	28.276	2:43.536
52	10.503	2:58.620	52	13.250	2:42.072	30	17.410	2:42.124	52	23.105	2:43.198	52	28.407	2:42.998
30	11.389	2:59.506	30	13.719	2:41.655	52	18.046	2:43.229	30	29.897	2:50.626	68	40.142	2:45.595
68	12.325	3:00.442	68	18.179	2:45.179	68	25.142	2:45.396	68	32.243	2:45.240	73	40.871	2:44.157
73	15.267	3:03.384	73	20.993	2:45.051	73	27.930	2:45.370	73	34.410	2:44.619	319	41.844	2:44.489
319	15.884	3:04.001	319	21.332	2:44.773	319	28.077	2:45.178	319	35.051	2:45.113	710	44.729	2:45.577
710	17.435	3:05.552	710	22.941	2:44.831	710	28.912	2:44.404	710	36.848	2:46.075	30	48.851	2:56.650
174	17.685	3:05.802	174	24.905	2:46.545	174	33.504	2:47.032	174	41.643	2:46.278	174	49.921	2:45.974
87	18.451	3:06.568	87	25.490	2:46.364	87	33.894	2:46.837	101	42.902	2:45.014	101	51.184	2:45.978
101	18.780	3:06.897	49	27.039	2:47.356	101	36.027	2:46.039	87	43.453	2:47.698	87	51.317	2:45.560
49	19.008	3:07.125	101	28.421	2:48.966	49	36.753	2:48.147	49	43.637	2:45.023	49	51.535	2:45.594
34	19.651	3:07.768	34	31.036	2:50.710	34	44.032	2:51.429	34	58.051	2:52.158	61	1:09.627	2:48.922
61	21.793	3:09.910	61	34.427	2:51.959	61	46.932	2:50.938	61	58.401	2:49.608	34	1:12.525	2:52.170
19	23.690	3:11.807	19	40.613	2:56.248	19	59.320	2:57.140	19	1:16.714	2:55.533	19	1:35.248	2:56.230
131	39.066	3:27.183	131	59.208	2:59.467	131	1:19.939	2:59.164	131	1:39.573	2:57.773	131	2:00.387	2:58.510

**BRSCC Snetterton Spring Race Weekend**  
**Nankang Tyre CityCar Cup Championship**  
**RACE 3 - LAP CHART**

**LAP 6 @ 13:56:53.662**

NO	BEHIND	LAP TIME
18		2:38.266
65	2.065	2:39.452
27	2.271	2:39.152
392	2.600	2:38.453
12	6.123	2:39.598
21	7.692	2:42.031
57	8.109	2:42.145
42	10.019	2:39.483
23	11.146	2:40.024
11	18.715	2:40.556
72	19.140	2:40.355
41	19.444	2:40.817
310	19.621	2:40.662
24	22.155	2:43.041
20	23.297	2:41.084
46	29.470	2:43.290
89	29.499	2:43.472
37	32.690	2:42.680
52	32.867	2:42.726
73	46.563	2:43.958
68	46.805	2:44.929
319	47.210	2:43.632
710	50.914	2:44.451
101	1:01.151	2:48.233
174	1:01.303	2:49.648
87	1:01.892	2:48.841
49	1:03.039	2:49.770
30	1:11.435	3:00.850
34	1:25.849	2:51.590
19	1:51.494	2:54.512
131	2:20.916	2:58.795

# BRSCC Snetterton Spring Race Weekend

## Nankang Tyre CityCar Cup Championship

### RACE 3 - LAP ANALYSIS

DIFF = Difference To Personal Best Lap

<b>P1 18 Stuart BLISS</b>				
LAP	LAP TIME	DIFF	MPH	TIME OF DAY
1 -	2:49.059	11.363	63.22	13:43:42.745
2 -	2:38.572	0.876	67.40	13:46:21.317
3 -	2:38.244 (3)	0.548	67.54	13:48:59.561
4 -	2:38.139 (2)	0.443	67.58	13:51:37.700
5 -	<b>2:37.696 (1)</b>	<b>67.77</b>	<b>13:54:15.396</b>	
6 -	2:38.266	0.570	67.53	13:56:53.662

<b>P2 65 Richard JEPPI</b>				
LAP	LAP TIME	DIFF	MPH	TIME OF DAY
1 -	2:48.117	10.191	63.57	13:43:41.803
2 -	2:39.325	1.399	67.08	13:46:21.128
3 -	2:38.996 (3)	1.070	67.22	13:49:00.124
4 -	2:38.225 (2)	0.299	67.54	13:51:38.349
5 -	<b>2:37.926 (1)</b>	<b>67.67</b>	<b>13:54:16.275</b>	
6 -	2:39.452	1.526	67.03	13:56:55.727

<b>P3 27 Joshua JACKSON</b>				
LAP	LAP TIME	DIFF	MPH	TIME OF DAY
1 -	2:49.024	11.128	63.23	13:43:42.710
2 -	2:39.119	1.223	67.17	13:46:21.829
3 -	2:38.699 (3)	0.803	67.34	13:49:00.528
4 -	2:38.357 (2)	0.461	67.49	13:51:38.885
5 -	<b>2:37.896 (1)</b>	<b>67.69</b>	<b>13:54:16.781</b>	
6 -	2:39.152	1.256	67.15	13:56:55.933

<b>P4 392 Christopher PARKES</b>				
LAP	LAP TIME	DIFF	MPH	TIME OF DAY
1 -	2:49.469	11.448	63.06	13:43:43.155
2 -	2:39.562	1.541	66.98	13:46:22.717
3 -	2:38.581	0.560	67.39	13:49:01.298
4 -	2:38.490 (3)	0.469	67.43	13:51:39.788
5 -	<b>2:38.021 (1)</b>	<b>67.63</b>	<b>13:54:17.809</b>	
6 -	2:38.453 (2)	0.432	67.45	13:56:56.262

<b>P5 12 Brady POLLOCK</b>				
LAP	LAP TIME	DIFF	MPH	TIME OF DAY
1 -	2:52.145	14.090	62.08	13:43:45.831
2 -	2:38.823 (3)	0.768	67.29	13:46:24.654
3 -	2:39.380	1.325	67.06	13:49:04.034
4 -	<b>2:38.055 (1)</b>	<b>67.62</b>	<b>13:51:42.089</b>	
5 -	2:38.098 (2)	0.043	67.60	13:54:20.187
6 -	2:39.598	1.543	66.96	13:56:59.785

<b>P6 21 Christopher MACKENZIE</b>				
LAP	LAP TIME	DIFF	MPH	TIME OF DAY
1 -	2:49.925	11.521	62.89	13:43:43.611
2 -	2:40.174	1.770	66.72	13:46:23.785
3 -	2:38.475 (2)	0.071	67.44	13:49:02.260
4 -	<b>2:38.404 (1)</b>	<b>67.47</b>	<b>13:51:40.664</b>	
5 -	2:38.659 (3)	0.255	67.36	13:54:19.323
6 -	2:42.031	3.627	65.96	13:57:01.354

<b>P7 57 Jack WHEELER</b>				
LAP	LAP TIME	DIFF	MPH	TIME OF DAY
1 -	2:50.476	12.050	62.69	13:43:44.162
2 -	2:39.922	1.496	66.83	13:46:24.084
3 -	2:38.493 (2)	0.067	67.43	13:49:02.577

DIFF = Difference To Personal Best Lap

4 -	<b>2:38.426 (1)</b>	<b>67.46</b>	<b>13:51:41.003</b>	
5 -	2:38.623 (3)	0.197	67.38	13:54:19.626
6 -	2:42.145	3.719	65.91	13:57:01.771

<b>P8 42 Toby OWEN</b>				
LAP	LAP TIME	DIFF	MPH	TIME OF DAY
1 -	2:52.633	13.528	61.91	13:43:46.319
2 -	2:39.760	0.655	66.90	13:46:26.079
3 -	2:39.173 (2)	0.068	67.14	13:49:05.252
4 -	<b>2:39.105 (1)</b>	<b>67.17</b>	<b>13:51:44.357</b>	
5 -	2:39.841	0.736	66.86	13:54:24.198
6 -	2:39.483 (3)	0.378	67.01	13:57:03.681

<b>P9 23 Joe MOSS</b>				
LAP	LAP TIME	DIFF	MPH	TIME OF DAY
1 -	2:51.771	12.589	62.22	13:43:45.457
2 -	2:40.200	1.018	66.71	13:46:25.657
3 -	2:39.259 (2)	0.077	67.11	13:49:04.916
4 -	<b>2:39.182 (1)</b>	<b>67.14</b>	<b>13:51:44.098</b>	
5 -	2:40.686	1.504	66.51	13:54:24.784
6 -	2:40.024 (3)	0.842	66.79	13:57:04.808

<b>P10 11 James REILLY</b>				
LAP	LAP TIME	DIFF	MPH	TIME OF DAY
1 -	2:54.470	14.699	61.26	13:43:48.156
2 -	2:41.078	1.307	66.35	13:46:29.234
3 -	2:40.309 (2)	0.538	66.67	13:49:09.543
4 -	<b>2:39.771 (1)</b>	<b>66.89</b>	<b>13:51:49.314</b>	
5 -	2:42.507	2.736	65.76	13:54:31.821
6 -	2:40.556 (3)	0.785	66.56	13:57:12.377

<b>P11 72 Haydn PAYNE</b>				
LAP	LAP TIME	DIFF	MPH	TIME OF DAY
1 -	2:55.100	14.745	61.03	13:43:48.786
2 -	2:41.084	0.729	66.35	13:46:29.870
3 -	2:40.492 (2)	0.137	66.59	13:49:10.362
4 -	2:40.919 (3)	0.564	66.41	13:51:51.281
5 -	2:41.166	0.811	66.31	13:54:32.447
6 -	<b>2:40.355 (1)</b>	<b>66.65</b>	<b>13:57:12.802</b>	

<b>P12 41 Alex FODEN</b>				
LAP	LAP TIME	DIFF	MPH	TIME OF DAY
1 -	2:55.424	15.255	60.92	13:43:49.110
2 -	2:41.251	1.082	66.28	13:46:30.361
3 -	2:41.184	1.015	66.30	13:49:11.545
4 -	<b>2:40.169 (1)</b>	<b>66.73</b>	<b>13:51:51.714</b>	
5 -	2:40.575 (2)	0.406	66.56	13:54:32.289
6 -	2:40.817 (3)	0.648	66.46	13:57:13.106

<b>P13 310 John NICHOLSON</b>				
LAP	LAP TIME	DIFF	MPH	TIME OF DAY
1 -	2:55.643	15.918	60.85	13:43:49.329
2 -	2:41.536	1.811	66.16	13:46:30.865
3 -	2:39.843 (2)	0.118	66.86	13:49:10.708
4 -	<b>2:39.725 (1)</b>	<b>66.91</b>	<b>13:51:50.433</b>	
5 -	2:42.188	2.463	65.89	13:54:32.621
6 -	2:40.662 (3)	0.937	66.52	13:57:13.283



# BRSCC Snetterton Spring Race Weekend

## Nankang Tyre CityCar Cup Championship

### RACE 3 - LAP ANALYSIS

DIFF = Difference To Personal Best Lap

P14 24 Samuel JOHNSTON				
LAP	LAP TIME	DIFF	MPH	TIME OF DAY
1 -	2:52.982	13.044	61.78	13:43:46.668
2 -	2:40.736 (2)	0.798	66.49	13:46:27.404
3 -	<b>2:39.938 (1)</b>		<b>66.82</b>	<b>13:49:07.342</b>
4 -	2:41.164 (3)	1.226	66.31	13:51:48.506
5 -	2:44.270	4.332	65.06	13:54:32.776
6 -	2:43.041	3.103	65.55	13:57:15.817

P15 20 Nick RAMSEY-GOUGH				
LAP	LAP TIME	DIFF	MPH	TIME OF DAY
1 -	2:56.239	15.348	60.64	13:43:49.925
2 -	2:41.978	1.087	65.98	13:46:31.903
3 -	2:41.301 (3)	0.410	66.26	13:49:13.204
4 -	<b>2:40.891 (1)</b>		<b>66.43</b>	<b>13:51:54.095</b>
5 -	2:41.780	0.889	66.06	13:54:35.875
6 -	2:41.084 (2)	0.193	66.35	13:57:16.959

P16 46 Craig FLYNN				
LAP	LAP TIME	DIFF	MPH	TIME OF DAY
1 -	2:58.102	17.102	60.01	13:43:51.788
2 -	<b>2:41.000 (1)</b>		<b>66.38</b>	<b>13:46:32.788</b>
3 -	2:43.232	2.232	65.47	13:49:16.020
4 -	2:41.818 (2)	0.818	66.05	13:51:57.838
5 -	2:42.004 (3)	1.004	65.97	13:54:39.842
6 -	2:43.290	2.290	65.45	13:57:23.132

P17 89 Tom HARTWELL				
LAP	LAP TIME	DIFF	MPH	TIME OF DAY
1 -	2:56.679	14.736	60.49	13:43:50.365
2 -	2:42.233 (2)	0.290	65.88	13:46:32.598
3 -	<b>2:41.943 (1)</b>		<b>65.99</b>	<b>13:49:14.541</b>
4 -	2:42.395 (3)	0.452	65.81	13:51:56.936
5 -	2:42.753	0.810	65.67	13:54:39.689
6 -	2:43.472	1.529	65.38	13:57:23.161

P18 37 Ian HOWARD				
LAP	LAP TIME	DIFF	MPH	TIME OF DAY
1 -	2:57.763	15.903	60.12	13:43:51.449
2 -	<b>2:41.860 (1)</b>		<b>66.03</b>	<b>13:46:33.309</b>
3 -	2:43.385 (3)	1.525	65.41	13:49:16.694
4 -	2:43.442	1.582	65.39	13:52:00.136
5 -	2:43.536	1.676	65.35	13:54:43.672
6 -	2:42.680 (2)	0.820	65.70	13:57:26.352

P19 52 Rory PICKLES				
LAP	LAP TIME	DIFF	MPH	TIME OF DAY
1 -	2:58.620	16.548	59.83	13:43:52.306
2 -	<b>2:42.072 (1)</b>		<b>65.94</b>	<b>13:46:34.378</b>
3 -	2:43.229	1.157	65.47	13:49:17.607
4 -	2:43.198	1.126	65.49	13:52:00.805
5 -	2:42.998 (3)	0.926	65.57	13:54:43.803
6 -	2:42.726 (2)	0.654	65.68	13:57:26.529

P20 73 Andrew PAYNE				
LAP	LAP TIME	DIFF	MPH	TIME OF DAY
1 -	3:03.384	19.426	58.28	13:43:57.070
2 -	2:45.051	1.093	64.75	13:46:42.121
3 -	2:45.370	1.412	64.63	13:49:27.491

DIFF = Difference To Personal Best Lap

4 -	2:44.619 (3)	0.661	64.92	13:52:12.110
5 -	2:44.157 (2)	0.199	65.10	13:54:56.267
6 -	<b>2:43.958 (1)</b>		<b>65.18</b>	<b>13:57:40.225</b>

P21 68 John SYKES				
LAP	LAP TIME	DIFF	MPH	TIME OF DAY
1 -	3:00.442	15.513	59.23	13:43:54.128
2 -	2:45.179 (2)	0.250	64.70	13:46:39.307
3 -	2:45.396	0.467	64.62	13:49:24.703
4 -	2:45.240 (3)	0.311	64.68	13:52:09.943
5 -	2:45.595	0.666	64.54	13:54:55.538
6 -	<b>2:44.929 (1)</b>		<b>64.80</b>	<b>13:57:40.467</b>

P22 319 Colin DUNN				
LAP	LAP TIME	DIFF	MPH	TIME OF DAY
1 -	3:04.001	20.369	58.08	13:43:57.687
2 -	2:44.773 (3)	1.141	64.86	13:46:42.460
3 -	2:45.178	1.546	64.70	13:49:27.638
4 -	2:45.113	1.481	64.73	13:52:12.751
5 -	2:44.489 (2)	0.857	64.97	13:54:57.240
6 -	<b>2:43.632 (1)</b>		<b>65.31</b>	<b>13:57:40.872</b>

P23 710 Richard SEMMENS				
LAP	LAP TIME	DIFF	MPH	TIME OF DAY
1 -	3:05.552	21.148	57.60	13:43:59.238
2 -	2:44.831 (3)	0.427	64.84	13:46:44.069
3 -	<b>2:44.404 (1)</b>		<b>65.01</b>	<b>13:49:28.473</b>
4 -	2:46.075	1.671	64.35	13:52:14.548
5 -	2:45.577	1.173	64.55	13:55:00.125
6 -	2:44.451 (2)	0.047	64.99	13:57:44.576

P24 101 Peter BOWER				
LAP	LAP TIME	DIFF	MPH	TIME OF DAY
1 -	3:06.897	21.883	57.18	13:44:00.583
2 -	2:48.966	3.952	63.25	13:46:49.549
3 -	2:46.039 (3)	1.025	64.37	13:49:35.588
4 -	<b>2:45.014 (1)</b>		<b>64.77</b>	<b>13:52:20.602</b>
5 -	2:45.978 (2)	0.964	64.39	13:55:06.580
6 -	2:48.233	3.219	63.53	13:57:54.813

P25 174 Emilia VINCENT				
LAP	LAP TIME	DIFF	MPH	TIME OF DAY
1 -	3:05.802	19.828	57.52	13:43:59.488
2 -	2:46.545 (3)	0.571	64.17	13:46:46.033
3 -	2:47.032	1.058	63.98	13:49:33.065
4 -	2:46.278 (2)	0.304	64.27	13:52:19.343
5 -	<b>2:45.974 (1)</b>		<b>64.39</b>	<b>13:55:05.317</b>
6 -	2:49.648	3.674	63.00	13:57:54.965

P26 87 Ari BARKER				
LAP	LAP TIME	DIFF	MPH	TIME OF DAY
1 -	3:06.568	21.008	57.28	13:44:00.254
2 -	2:46.364 (2)	0.804	64.24	13:46:46.618
3 -	2:46.837 (3)	1.277	64.06	13:49:33.455
4 -	2:47.698	2.138	63.73	13:52:21.153
5 -	<b>2:45.560 (1)</b>		<b>64.55</b>	<b>13:55:06.713</b>
6 -	2:48.841	3.281	63.30	13:57:55.554

# BRSCC Snetterton Spring Race Weekend

## Nankang Tyre CityCar Cup Championship

### RACE 3 - LAP ANALYSIS

DIFF = Difference To Personal Best Lap

<b>P27 49 James SMITH</b>				
LAP	LAP TIME	DIFF	MPH	TIME OF DAY
1 -	3:07.125	22.102	57.11	13:44:00.811
2 -	2:47.356 (3)	2.333	63.86	13:46:48.167
3 -	2:48.147	3.124	63.56	13:49:36.314
4 -	<b>2:45.023 (1)</b>		<b>64.76</b>	<b>13:52:21.337</b>
5 -	2:45.594 (2)	0.571	64.54	13:55:06.931
6 -	2:49.770	4.747	62.95	13:57:56.701

<b>P28 30 Adam REYNOLDS</b>				
LAP	LAP TIME	DIFF	MPH	TIME OF DAY
1 -	2:59.506	17.851	59.54	13:43:53.192
2 -	<b>2:41.655 (1)</b>		<b>66.11</b>	<b>13:46:34.847</b>
3 -	2:42.124 (2)	0.469	65.92	13:49:16.971
4 -	2:50.626 (3)	8.971	62.64	13:52:07.597
5 -	2:56.650	14.995	60.50	13:55:04.247
6 -	3:00.850	19.195	59.09	13:58:05.097

<b>P29 34 Nick ABBOTT</b>				
LAP	LAP TIME	DIFF	MPH	TIME OF DAY
1 -	3:07.768	17.058	56.92	13:44:01.454
2 -	<b>2:50.710 (1)</b>		<b>62.60</b>	<b>13:46:52.164</b>
3 -	2:51.429 (2)	0.719	62.34	13:49:43.593
4 -	2:52.158	1.448	62.08	13:52:35.751
5 -	2:52.170	1.460	62.07	13:55:27.921
6 -	2:51.590 (3)	0.880	62.28	13:58:19.511

<b>P30 19 Glenn BEE</b>				
LAP	LAP TIME	DIFF	MPH	TIME OF DAY
1 -	3:11.807	17.295	55.72	13:44:05.493
2 -	2:56.248	1.736	60.64	13:47:01.741
3 -	2:57.140	2.628	60.33	13:49:58.881
4 -	2:55.533 (2)	1.021	60.88	13:52:54.414
5 -	2:56.230 (3)	1.718	60.64	13:55:50.644
6 -	<b>2:54.512 (1)</b>		<b>61.24</b>	<b>13:58:45.156</b>

<b>P31 131 Lee PARKER</b>				
LAP	LAP TIME	DIFF	MPH	TIME OF DAY
1 -	3:27.183	29.410	51.58	13:44:20.869
2 -	2:59.467	1.694	59.55	13:47:20.336
3 -	2:59.164	1.391	59.65	13:50:19.500
4 -	<b>2:57.773 (1)</b>		<b>60.12</b>	<b>13:53:17.273</b>
5 -	2:58.510 (2)	0.737	59.87	13:56:15.783
6 -	2:58.795 (3)	1.022	59.77	13:59:14.578

<b>P32 88 Richard SNUGGS</b>				
LAP	LAP TIME	DIFF	MPH	TIME OF DAY
1 -	2:54.233	14.424	61.34	13:43:47.919
2 -	2:40.892 (3)	1.083	66.43	13:46:28.811
3 -	2:40.442 (2)	0.633	66.61	13:49:09.253
4 -	<b>2:39.809 (1)</b>		<b>66.88</b>	<b>13:51:49.062</b>
5 -	2:43.116	3.307	65.52	13:54:32.178

<b>P33 61 Fenn CURRAN</b>				
LAP	LAP TIME	DIFF	MPH	TIME OF DAY
1 -	3:09.910	20.988	56.27	13:44:03.596
2 -	2:51.959	3.037	62.15	13:46:55.555
3 -	2:50.938 (3)	2.016	62.52	13:49:46.493
4 -	2:49.608 (2)	0.686	63.01	13:52:36.101

DIFF = Difference To Personal Best Lap

5 - **2:48.922 (1)** **63.27** **13:55:25.023**

**BRSCC Snetterton Spring Race Weekend**  
**Nankang Tyre CityCar Cup Championship**  
**RACE 3 - STATISTICS**

**Competitors Started** 33  
**Planned Start** 2024-04-06 @ 13:45:00.000  
**Actual Start** 2024-04-06 @ 13:40:53.685  
**Finish Time** 2024-04-06 @ 13:56:53.661  
**Track Length** 2.9689mi.  
**Total Laps** 196  
**Total Distance Covered** 581.9066mi.

**Session Fastest Lap History**

NO	CL	NAME	LAP TIME	TIME OF DAY	LAP	VEHICLE
65	SMC	Richard JEPP	<b>2:48.117</b>	13:43:41.811	1	Peugeot 107
65	SMC	Richard JEPP	<b>2:39.325</b>	13:46:21.136	2	Peugeot 107
18		Stuart BLISS	<b>2:38.572</b>	13:46:21.328	2	Toyota Aygo
18		Stuart BLISS	<b>2:38.244</b>	13:48:59.572	3	Toyota Aygo
18		Stuart BLISS	<b>2:38.139</b>	13:51:37.710	4	Toyota Aygo
12	SMC (N)	Brady POLLOCK	<b>2:38.055</b>	13:51:42.098	4	Toyota Aygo
18		Stuart BLISS	<b>2:37.696</b>	13:54:15.407	5	Toyota Aygo

**Session Leader History**

NO	CL	NAME	FROM LAP	LAPS LED	DISTANCE	VEHICLE
65	SMC	Richard JEPP	1	2	5.93 miles	Peugeot 107
18		Stuart BLISS	3	4	11.87 miles	Toyota Aygo

**Flag History**

TYPE	TIME OF DAY
GREEN	13:40:53.685
FINISH	13:56:53.661

**Flag Statistics**

TYPE	COUNT	TOTAL LAPS	TOTAL TIME
Green	1	6	18:42.344
Red	0	0	0.000
Safety Car	0	0	0.000
FCY	0	0	0.000

**BRSCC Snetterton Spring Race Weekend**  
**Nankang Tyre CityCar Cup Championship**  
**RACE 3 - STATISTICS**

**CLASS :**

19 Starters

**Fastest Lap History**

NO	NAME	LAP TIME	TIME OF DAY	LAP	VEHICLE
18	Stuart BLISS	<b>2:49.059</b>	13:43:42.745	1	Toyota Aygo
18	Stuart BLISS	<b>2:38.572</b>	13:46:21.328	2	Toyota Aygo
18	Stuart BLISS	<b>2:38.244</b>	13:48:59.572	3	Toyota Aygo
18	Stuart BLISS	<b>2:38.139</b>	13:51:37.710	4	Toyota Aygo
18	Stuart BLISS	<b>2:37.696</b>	13:54:15.407	5	Toyota Aygo

**Leader History**

NO	NAME	FROM LAP	LAPS LED	DISTANCE	VEHICLE
18	Stuart BLISS	1	6	17.81 miles	Toyota Aygo

**BRSCC Snetterton Spring Race Weekend**  
**Nankang Tyre CityCar Cup Championship**  
**RACE 3 - STATISTICS**

**CLASS : SMC**

**8 Starters**

**Fastest Lap History**

NO	NAME	LAP TIME	TIME OF DAY	LAP	VEHICLE
65	Richard JEPP	<b>2:48.117</b>	13:43:41.811	1	Peugeot 107
65	Richard JEPP	<b>2:39.325</b>	13:46:21.136	2	Peugeot 107
27	Joshua JACKSON	<b>2:39.119</b>	13:46:21.838	2	Citroen C1
65	Richard JEPP	<b>2:38.996</b>	13:49:00.171	3	Peugeot 107
27	Joshua JACKSON	<b>2:38.699</b>	13:49:00.536	3	Citroen C1
57	Jack WHEELER	<b>2:38.493</b>	13:49:02.589	3	Citroen C1
65	Richard JEPP	<b>2:38.225</b>	13:51:38.356	4	Peugeot 107
65	Richard JEPP	<b>2:37.926</b>	13:54:16.282	5	Peugeot 107
27	Joshua JACKSON	<b>2:37.896</b>	13:54:16.789	5	Citroen C1

**Leader History**

NO	NAME	FROM LAP	LAPS LED	DISTANCE	VEHICLE
65	Richard JEPP	1	6	17.81 miles	Peugeot 107

**BRSCC Snetterton Spring Race Weekend**  
**Nankang Tyre CityCar Cup Championship**  
**RACE 3 - STATISTICS**

**CLASS : SMC (N)**

**3 Starters**

**Fastest Lap History**

NO	NAME	LAP TIME	TIME OF DAY	LAP	VEHICLE
12	Brady POLLOCK	<b>2:52.145</b>	13:43:45.840	1	Toyota Aygo
12	Brady POLLOCK	<b>2:38.823</b>	13:46:24.662	2	Toyota Aygo
12	Brady POLLOCK	<b>2:38.055</b>	13:51:42.098	4	Toyota Aygo

**Leader History**

NO	NAME	FROM LAP	LAPS LED	DISTANCE	VEHICLE
12	Brady POLLOCK	1	6	17.81 miles	Toyota Aygo

**BRSCC Snetterton Spring Race Weekend**  
**Nankang Tyre CityCar Cup Championship**  
**RACE 3 - STATISTICS**

**CLASS : N**

**3 Starters**

**Fastest Lap History**

NO	NAME	LAP TIME	TIME OF DAY	LAP	VEHICLE
68	John SYKES	<b>3:00.442</b>	13:43:54.141	1	Toyota Aygo
68	John SYKES	<b>2:45.179</b>	13:46:39.321	2	Toyota Aygo
68	John SYKES	<b>2:44.929</b>	13:57:40.481	6	Toyota Aygo

**Leader History**

NO	NAME	FROM LAP	LAPS LED	DISTANCE	VEHICLE
68	John SYKES	1	6	17.81 miles	Toyota Aygo

**BRSCC Snetterton Spring Race Weekend**  
**Nankang Tyre CityCar Cup Championship**  
**RACE 8 - GRID (15 minutes)**

ROW 18	35	<b>97</b> Alistair MEIRING	
ROW 17	33	<b>61</b> Fenn CURRAN	34 <b>26</b> Leon WILDE
ROW 16	31	<b>131</b> Lee PARKER	32 <b>88</b> Richard SNUGGS
ROW 15	29	<b>34</b> Nick ABBOTT	30 <b>19</b> Glenn BEE
ROW 14	27	<b>49</b> James SMITH	28 <b>30</b> Adam REYNOLDS
ROW 13	25	<b>174</b> Emilia VINCENT	26 <b>87</b> Ari BARKER
ROW 12	23	<b>710</b> Richard SEMMENS	24 <b>101</b> Peter BOWER
ROW 11	21	<b>68</b> John SYKES	22 <b>319</b> Colin DUNN
ROW 10	19	<b>52</b> Rory PICKLES	20 <b>73</b> Andrew PAYNE
ROW 9	17	<b>89</b> Tom HARTWELL	18 <b>37</b> Ian HOWARD
ROW 8	15	<b>20</b> Nick RAMSEY-GOUGH	16 <b>46</b> Craig FLYNN
ROW 7	13	<b>310</b> John NICHOLSON	14 <b>24</b> Samuel JOHNSTON
ROW 6	11	<b>72</b> Haydn PAYNE	12 <b>41</b> Alex FODEN
ROW 5	9	<b>23</b> Joe MOSS	10 <b>11</b> James REILLY
ROW 4	7	<b>57</b> Jack WHEELER	8 <b>42</b> Toby OWEN
ROW 3	5	<b>12</b> Brady POLLOCK	6 <b>21</b> Christopher MACKENZIE
ROW 2	3	<b>27</b> Joshua JACKSON	4 <b>392</b> Christopher PARKES
ROW 1	1	<b>18</b> Stuart BLISS	2 <b>65</b> Richard JEPP

**Pole**

These results are provisional until the conclusion of any judicial and technical matters.

Snetterton 300: 2.9689 miles

Clerk Of Course:	Stewards:	Timekeeper: Lisa Sneader	
------------------	-----------	--------------------------	--

Results can be found at [www.tsl-timing.com](http://www.tsl-timing.com)

Printed - 14:04 Saturday, 06 April 2024



**BRSCC Snetterton Spring Race Weekend**  
**Nankang Tyre CityCar Cup Championship**  
**RACE 8 - CLASSIFICATION - AMENDED**  
**Race Distance: 6 Laps / 17.81 miles**

POS	NO	CL	PIC	NAME	ENTRY	LAPS	TIME	GAP	DIFF	MPH	BEST	ON	GRD	↑↓
1	18		1	Stuart BLISS	Toyota Aygo	6	15:56.665			67.03	2:37.356	4	1	0
2	65	SMC	1	Richard JEPPI	Peugeot 107	6	15:57.006	0.341	0.341	67.00	2:37.349	4	2	0
3	392		2	Christopher PARKES	Citroen C1	6	16:02.637	5.972	5.631	66.61	2:38.103	2	4	1
4	21		3	Christopher MACKENZIE	Citroen C1	6	16:04.300	7.635	1.663	66.50	2:38.666	6	6	2
5	27	SMC	2	Joshua JACKSON	Citroen C1	6	16:04.589	7.924	0.289	66.48	2:38.658	2	3	-2
6	57	SMC	3	Jack WHEELER	Citroen C1	6	16:05.195	8.530	0.606	66.44	2:38.618	2	7	1
7	23		4	Joe MOSS	Citroen C1	6	16:13.875	17.210	8.680	65.84	2:39.119	4	9	2
8	72	SMC	4	Haydn PAYNE	Citroen C1	6	16:13.897	17.232	0.022	65.84	2:39.465	4	11	3
9	11	SMC	5	James REILLY	Citroen C1	6	16:14.178	17.513	0.281	65.82	2:38.561	4	10	1
10	42		5	Toby OWEN	Toyota Aygo	6	16:14.466	17.801	0.288	65.80	2:38.558	6	8	-2
11	12*	SMC (N)	1	Brady POLLOCK	Toyota Aygo	6	16:14.815	18.150	0.349	65.78	2:38.659	2	5	-6
12	41		6	Alex FODEN	Citroen C1	6	16:15.272	18.607	0.457	65.75	2:39.586	6	12	0
13	310		7	John NICHOLSON	Peugeot 107	6	16:25.499	28.834	10.227	65.07	2:40.092	5	13	0
14	89		8	Tom HARTWELL	Citroen C1	6	16:26.845	30.180	1.346	64.98	2:41.451	4	17	3
15	20		9	Nick RAMSEY-GOUGH	Citroen C1	6	16:27.020	30.355	0.175	64.97	2:40.050	6	15	0
16	52	SMC (N)	2	Rory PICKLES	Citroen C1	6	16:27.263	30.598	0.243	64.95	2:39.015	6	19	3
17	24		10	Samuel JOHNSTON	Citroen C1	6	16:28.649	31.984	1.386	64.86	2:40.325	4	14	-3
18	46		11	Craig FLYNN	Citroen C1	6	16:29.512	32.847	0.863	64.80	2:41.024	6	16	-2
19	88		12	Richard SNUGGS	Citroen C1	6	16:29.819	33.154	0.307	64.78	2:39.851	6	32	13
20	319		13	Colin DUNN	Citroen C1	6	16:30.915	34.250	1.096	64.71	2:41.873	5	22	2
21	30		14	Adam REYNOLDS	Peugeot 107	6	16:31.413	34.748	0.498	64.68	2:41.847	6	28	7
22	37		15	Ian HOWARD	Citroen C1	6	16:31.754	35.089	0.341	64.66	2:42.206	3	18	-4
23	87	SMC	6	Ari BARKER	Peugeot 107	6	16:32.219	35.554	0.465	64.63	2:39.958	6	26	3
24	73	SMC	7	Andrew PAYNE	Peugeot 107	6	16:51.790	55.125	19.571	63.38	2:43.601	6	20	-4
25	68	N	1	John SYKES	Toyota Aygo	6	16:51.938	55.273	0.148	63.37	2:43.563	6	21	-4
26	710		16	Richard SEMMENS	Citroen C1	6	16:52.710	56.045	0.772	63.32	2:44.031	5	23	-3
27	174		17	Emilia VINCENT	Toyota Aygo	6	16:53.763	57.098	1.053	63.25	2:43.722	6	25	-2
28	49	SMC	8	James SMITH	Citroen C1	6	16:55.583	58.918	1.820	63.14	2:44.648	6	27	-1
29	61	N	2	Fenn CURRAN	Citroen C1	6	16:55.765	59.100	0.182	63.13	2:44.177	5	33	4
30	101		18	Peter BOWER	Citroen C1	6	17:03.211	1:06.546	7.446	62.67	2:45.984	5	24	-6
31	34		19	Nick ABBOTT		6	17:34.536	1:37.871	31.325	60.81	2:51.336	4	29	-2
32	19	SMC (N)	3	Glenn BEE	Citroen C1	6	17:43.522	1:46.857	8.986	60.29	2:52.103	6	30	-2
33	131	N	3	Lee PARKER	Toyota Aygo	6	17:49.496	1:52.831	5.974	59.96	2:52.146	5	31	-2
34	26	SMC	9	Leon WILDE	Peugeot 107	6	17:58.247	2:01.582	8.751	59.47	2:54.615	4	34	0

**FASTEST LAP**

65	SMC	Richard JEPPI	Peugeot 107	4	2:37.349	67.92 mph	109.31 kph
18		Stuart BLISS	Toyota Aygo	4	2:37.356	67.92 mph	109.31 kph
12	SMC (N)	Brady POLLOCK	Toyota Aygo	2	2:38.659	67.36 mph	108.41 kph
68	N	John SYKES	Toyota Aygo	6	2:43.563	65.34 mph	105.16 kph

Comments: Car 12 - 4 second penalty applied for gaining an unfair advantage ref Reg C2.3

Weather / Track : Cloudy / Dry

Date: 07/04/2024 Start: 10:35 Finish: 10:51

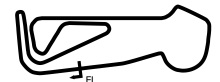
These results are provisional until the conclusion of any judicial and technical matters.

Snetterton 300: 2.9689 miles

Clerk Of Course:

Stewards:

Timekeeper: Lisa Sneider



Results can be found at [www.tsl-timing.com](http://www.tsl-timing.com)

Printed - 11:51 Sunday, 07 April 2024

# BRSCC Snetterton Spring Race Weekend

## Nankang Tyre CityCar Cup Championship

### RACE 8 - LAP CHART

LAP 1 @ 10:38:36.326			LAP 2 @ 10:41:14.589			LAP 3 @ 10:43:53.013			LAP 4 @ 10:46:30.369			LAP 5 @ 10:49:07.907		
NO	BEHIND	LAP TIME	NO	BEHIND	LAP TIME	NO	BEHIND	LAP TIME	NO	BEHIND	LAP TIME	NO	BEHIND	LAP TIME
18		2:47.528	18		2:38.263	18		2:38.424	18		2:37.356	18		2:37.538
65	0.282	2:47.810	65	0.453	2:38.434	65	0.528	2:38.499	65	0.521	2:37.349	65	0.360	2:37.377
392	1.545	2:49.073	392	1.385	2:38.103	392	1.343	2:38.382	392	2.320	2:38.333	392	3.884	2:39.102
21	1.834	2:49.362	21	2.615	2:39.044	21	3.298	2:39.107	27	5.159	2:39.035	21	6.525	2:38.696
27	2.518	2:50.046	27	2.913	2:38.658	27	3.480	2:38.991	21	5.367	2:39.425	27	6.695	2:39.074
57	2.926	2:50.454	57	3.281	2:38.618	57	3.871	2:39.014	57	5.629	2:39.114	57	7.116	2:39.025
72	4.183	2:51.711	72	5.642	2:39.722	72	7.966	2:40.748	23	9.768	2:39.119	12	12.610	2:39.403
23	4.653	2:52.181	23	5.832	2:39.442	23	8.005	2:40.597	72	10.075	2:39.465	23	12.782	2:40.552
42	5.067	2:52.595	42	6.098	2:39.294	42	8.449	2:40.775	12	10.745	2:39.287	72	13.300	2:40.763
11	5.567	2:53.095	11	6.378	2:39.074	12	8.814	2:40.214	11	13.063	2:38.561	11	16.299	2:40.774
41	6.042	2:53.570	12	7.024	2:38.659	41	11.179	2:41.709	42	13.257	2:42.164	41	16.577	2:40.423
12	6.628	2:54.156	41	7.894	2:40.115	11	11.858	2:43.904	41	13.692	2:39.869	42	16.799	2:41.080
46	7.334	2:54.862	310	11.659	2:42.410	310	15.997	2:42.762	89	20.833	2:41.451	310	23.565	2:40.092
310	7.512	2:55.040	89	11.975	2:41.913	89	16.738	2:43.187	310	21.011	2:42.370	89	25.621	2:42.326
89	8.325	2:55.853	46	12.621	2:43.550	46	17.458	2:43.261	46	21.346	2:41.244	20	27.861	2:43.799
20	8.577	2:56.105	20	12.949	2:42.635	20	18.097	2:43.572	20	21.600	2:40.859	52	29.139	2:43.131
24	8.751	2:56.279	37	14.833	2:42.648	37	18.615	2:42.206	24	21.809	2:40.325	24	29.208	2:44.937
319	9.631	2:57.159	24	14.996	2:44.508	24	18.840	2:42.268	52	23.546	2:41.561	46	29.379	2:45.571
37	10.448	2:57.976	52	15.551	2:42.385	52	19.341	2:42.214	37	24.711	2:43.452	319	29.903	2:41.873
30	11.200	2:58.728	30	16.357	2:43.420	30	20.078	2:42.145	30	25.060	2:42.338	37	30.147	2:42.974
52	11.429	2:58.957	319	16.557	2:45.189	319	20.512	2:42.379	319	25.568	2:42.412	30	30.457	2:42.935
88	14.778	3:02.306	88	20.380	2:43.865	88	23.385	2:41.429	88	28.422	2:42.393	88	30.859	2:39.975
73	14.810	3:02.338	87	20.724	2:42.583	87	23.713	2:41.413	87	28.887	2:42.530	87	33.152	2:41.803
174	15.446	3:02.974	73	24.707	2:48.160	73	33.960	2:47.677	73	42.522	2:45.918	73	49.080	2:44.096
87	16.404	3:03.932	174	25.180	2:47.997	68	34.936	2:47.132	68	42.748	2:45.168	68	49.266	2:44.056
49	16.613	3:04.141	710	25.544	2:45.854	174	35.192	2:48.436	710	42.998	2:44.661	710	49.491	2:44.031
68	16.831	3:04.359	68	26.228	2:47.660	710	35.693	2:48.573	174	43.674	2:45.838	174	50.932	2:44.796
710	17.953	3:05.481	49	26.635	2:48.285	49	35.705	2:47.494	49	44.466	2:46.117	49	51.826	2:44.898
101	18.436	3:05.964	101	28.189	2:48.016	101	36.548	2:46.783	61	45.467	2:45.989	61	52.106	2:44.177
19	21.374	3:08.902	61	30.062	2:46.750	61	36.834	2:45.196	101	46.606	2:47.414	101	55.052	2:45.984
61	21.575	3:09.103	19	40.413	2:57.302	34	54.585	2:51.473	34	1:08.565	2:51.336	34	1:23.238	2:52.211
131	26.226	3:13.754	34	41.536	2:52.605	19	57.729	2:55.740	19	1:15.921	2:55.548	19	1:32.310	2:53.927
34	27.194	3:14.722	26	47.239	2:57.875	26	1:04.487	2:55.672	26	1:21.746	2:54.615	131	1:37.930	2:52.146
26	27.627	3:15.155	131	49.472	3:01.509	131	1:07.581	2:56.533	131	1:23.322	2:53.097	26	1:39.896	2:55.688

**BRSCC Snetterton Spring Race Weekend**  
**Nankang Tyre CityCar Cup Championship**  
**RACE 8 - LAP CHART**

**LAP 6 @ 10:51:45.463**

NO	BEHIND	LAP TIME
18		2:37.556
65	0.341	2:37.537
392	5.972	2:39.644
21	7.635	2:38.666
27	7.924	2:38.785
57	8.530	2:38.970
12	14.150	2:39.096
23	17.210	2:41.984
72	17.232	2:41.488
11	17.513	2:38.770
42	17.801	2:38.558
41	18.607	2:39.586
310	28.834	2:42.825
89	30.180	2:42.115
20	30.355	2:40.050
52	30.598	2:39.015
24	31.984	2:40.332
46	32.847	2:41.024
88	33.154	2:39.851
319	34.250	2:41.903
30	34.748	2:41.847
37	35.089	2:42.498
87	35.554	2:39.958
73	55.125	2:43.601
68	55.273	2:43.563
710	56.045	2:44.110
174	57.098	2:43.722
49	58.918	2:44.648
61	59.100	2:44.550
101	1:06.546	2:49.050
34	1:37.871	2:52.189
19	1:46.857	2:52.103
131	1:52.831	2:52.457
26	2:01.582	2:59.242

# BRSCC Snetterton Spring Race Weekend

## Nankang Tyre CityCar Cup Championship

### RACE 8 - LAP ANALYSIS

DIFF = Difference To Personal Best Lap

P1 18 Stuart BLISS				
LAP	LAP TIME	DIFF	MPH	TIME OF DAY
1 -	2:47.528	10.172	63.79	10:38:36.326
2 -	2:38.263	0.907	67.53	10:41:14.589
3 -	2:38.424	1.068	67.46	10:43:53.013
4 -	<b>2:37.356 (1)</b>		<b>67.92</b>	<b>10:46:30.369</b>
5 -	2:37.538 (2)	0.182	67.84	10:49:07.907
6 -	2:37.556 (3)	0.200	67.83	10:51:45.463

P2 65 Richard JEPP				
LAP	LAP TIME	DIFF	MPH	TIME OF DAY
1 -	2:47.810	10.461	63.69	10:38:36.608
2 -	2:38.434	1.085	67.46	10:41:15.042
3 -	2:38.499	1.150	67.43	10:43:53.541
4 -	<b>2:37.349 (1)</b>		<b>67.92</b>	<b>10:46:30.890</b>
5 -	2:37.377 (2)	0.028	67.91	10:49:08.267
6 -	2:37.537 (3)	0.188	67.84	10:51:45.804

P3 392 Christopher PARKES				
LAP	LAP TIME	DIFF	MPH	TIME OF DAY
1 -	2:49.073	10.970	63.21	10:38:37.871
2 -	<b>2:38.103 (1)</b>		<b>67.60</b>	<b>10:41:15.974</b>
3 -	2:38.382 (3)	0.279	67.48	10:43:54.356
4 -	2:38.333 (2)	0.230	67.50	10:46:32.689
5 -	2:39.102	0.999	67.17	10:49:11.791
6 -	2:39.644	1.541	66.94	10:51:51.435

P4 21 Christopher MACKENZIE				
LAP	LAP TIME	DIFF	MPH	TIME OF DAY
1 -	2:49.362	10.696	63.10	10:38:38.160
2 -	2:39.044 (3)	0.378	67.20	10:41:17.204
3 -	2:39.107	0.441	67.17	10:43:56.311
4 -	2:39.425	0.759	67.04	10:46:35.736
5 -	2:38.696 (2)	0.030	67.34	10:49:14.432
6 -	<b>2:38.666 (1)</b>		<b>67.36</b>	<b>10:51:53.098</b>

P5 27 Joshua JACKSON				
LAP	LAP TIME	DIFF	MPH	TIME OF DAY
1 -	2:50.046	11.388	62.85	10:38:38.844
2 -	<b>2:38.658 (1)</b>		<b>67.36</b>	<b>10:41:17.502</b>
3 -	2:38.991 (3)	0.333	67.22	10:43:56.493
4 -	2:39.035	0.377	67.20	10:46:35.528
5 -	2:39.074	0.416	67.18	10:49:14.602
6 -	2:38.785 (2)	0.127	67.31	10:51:53.387

P6 57 Jack WHEELER				
LAP	LAP TIME	DIFF	MPH	TIME OF DAY
1 -	2:50.454	11.836	62.70	10:38:39.252
2 -	<b>2:38.618 (1)</b>		<b>67.38</b>	<b>10:41:17.870</b>
3 -	2:39.014 (3)	0.396	67.21	10:43:56.884
4 -	2:39.114	0.496	67.17	10:46:35.998
5 -	2:39.025	0.407	67.21	10:49:15.023
6 -	2:38.970 (2)	0.352	67.23	10:51:53.993

P7 12 Brady POLLOCK				
LAP	LAP TIME	DIFF	MPH	TIME OF DAY
1 -	2:54.156	15.497	61.37	10:38:42.954
2 -	<b>2:38.659 (1)</b>		<b>67.36</b>	<b>10:41:21.613</b>
3 -	2:40.214	1.555	66.71	10:44:01.827

DIFF = Difference To Personal Best Lap

4 -	2:39.287 (3)	0.628	67.09	10:46:41.114
5 -	2:39.403	0.744	67.05	10:49:20.517
6 -	2:39.096 (2)	0.437	67.18	10:51:59.613

P8 23 Joe MOSS				
LAP	LAP TIME	DIFF	MPH	TIME OF DAY
1 -	2:52.181	13.062	62.07	10:38:40.979
2 -	2:39.442 (2)	0.323	67.03	10:41:20.421
3 -	2:40.597	1.478	66.55	10:44:01.018
4 -	<b>2:39.119 (1)</b>		<b>67.17</b>	<b>10:46:40.137</b>
5 -	2:40.552 (3)	1.433	66.57	10:49:20.689
6 -	2:41.984	2.865	65.98	10:52:02.673

P9 72 Haydn PAYNE				
LAP	LAP TIME	DIFF	MPH	TIME OF DAY
1 -	2:51.711	12.246	62.24	10:38:40.509
2 -	2:39.722 (2)	0.257	66.91	10:41:20.231
3 -	2:40.748 (3)	1.283	66.48	10:44:00.979
4 -	<b>2:39.465 (1)</b>		<b>67.02</b>	<b>10:46:40.444</b>
5 -	2:40.763	1.298	66.48	10:49:21.207
6 -	2:41.488	2.023	66.18	10:52:02.695

P10 11 James REILLY				
LAP	LAP TIME	DIFF	MPH	TIME OF DAY
1 -	2:53.095	14.534	61.74	10:38:41.893
2 -	2:39.074 (3)	0.513	67.18	10:41:20.967
3 -	2:43.904	5.343	65.20	10:44:04.871
4 -	<b>2:38.561 (1)</b>		<b>67.40</b>	<b>10:46:43.432</b>
5 -	2:40.774	2.213	66.47	10:49:24.206
6 -	2:38.770 (2)	0.209	67.31	10:52:02.976

P11 42 Toby OWEN				
LAP	LAP TIME	DIFF	MPH	TIME OF DAY
1 -	2:52.595	14.037	61.92	10:38:41.393
2 -	2:39.294 (2)	0.736	67.09	10:41:20.687
3 -	2:40.775 (3)	2.217	66.47	10:44:01.462
4 -	2:42.164	3.606	65.90	10:46:43.626
5 -	2:41.080	2.522	66.35	10:49:24.706
6 -	<b>2:38.558 (1)</b>		<b>67.40</b>	<b>10:52:03.264</b>

P12 41 Alex FODEN				
LAP	LAP TIME	DIFF	MPH	TIME OF DAY
1 -	2:53.570	13.984	61.57	10:38:42.368
2 -	2:40.115 (3)	0.529	66.75	10:41:22.483
3 -	2:41.709	2.123	66.09	10:44:04.192
4 -	2:39.869 (2)	0.283	66.85	10:46:44.061
5 -	2:40.423	0.837	66.62	10:49:24.484
6 -	<b>2:39.586 (1)</b>		<b>66.97</b>	<b>10:52:04.070</b>

P13 310 John NICHOLSON				
LAP	LAP TIME	DIFF	MPH	TIME OF DAY
1 -	2:55.040	14.948	61.06	10:38:43.838
2 -	2:42.410 (3)	2.318	65.80	10:41:26.248
3 -	2:42.762	2.670	65.66	10:44:09.010
4 -	2:42.370 (2)	2.278	65.82	10:46:51.380
5 -	<b>2:40.092 (1)</b>		<b>66.76</b>	<b>10:49:31.472</b>
6 -	2:42.825	2.733	65.64	10:52:14.297

# BRSCC Snetterton Spring Race Weekend

## Nankang Tyre CityCar Cup Championship

### RACE 8 - LAP ANALYSIS

DIFF = Difference To Personal Best Lap

P14 89 Tom HARTWELL				
LAP	LAP TIME	DIFF	MPH	TIME OF DAY
1 -	2:55.853	14.402	60.77	10:38:44.651
2 -	2:41.913 (2)	0.462	66.01	10:41:26.564
3 -	2:43.187	1.736	65.49	10:44:09.751
4 -	<b>2:41.451 (1)</b>		<b>66.20</b>	<b>10:46:51.202</b>
5 -	2:42.326	0.875	65.84	10:49:33.528
6 -	2:42.115 (3)	0.664	65.92	10:52:15.643

P15 20 Nick RAMSEY-GOUGH				
LAP	LAP TIME	DIFF	MPH	TIME OF DAY
1 -	2:56.105	16.055	60.69	10:38:44.903
2 -	2:42.635 (3)	2.585	65.71	10:41:27.538
3 -	2:43.572	3.522	65.34	10:44:11.110
4 -	2:40.859 (2)	0.809	66.44	10:46:51.969
5 -	2:43.799	3.749	65.25	10:49:35.768
6 -	<b>2:40.050 (1)</b>		<b>66.77</b>	<b>10:52:15.818</b>

P16 52 Rory PICKLES				
LAP	LAP TIME	DIFF	MPH	TIME OF DAY
1 -	2:58.957	19.942	59.72	10:38:47.755
2 -	2:42.385	3.370	65.81	10:41:30.140
3 -	2:42.214 (3)	3.199	65.88	10:44:12.354
4 -	2:41.561 (2)	2.546	66.15	10:46:53.915
5 -	2:43.131	4.116	65.51	10:49:37.046
6 -	<b>2:39.015 (1)</b>		<b>67.21</b>	<b>10:52:16.061</b>

P17 24 Samuel JOHNSTON				
LAP	LAP TIME	DIFF	MPH	TIME OF DAY
1 -	2:56.279	15.954	60.63	10:38:45.077
2 -	2:44.508	4.183	64.96	10:41:29.585
3 -	2:42.268 (3)	1.943	65.86	10:44:11.853
4 -	<b>2:40.325 (1)</b>		<b>66.66</b>	<b>10:46:52.178</b>
5 -	2:44.937	4.612	64.80	10:49:37.115
6 -	2:40.332 (2)	0.007	66.66	10:52:17.447

P18 46 Craig FLYNN				
LAP	LAP TIME	DIFF	MPH	TIME OF DAY
1 -	2:54.862	13.838	61.12	10:38:43.660
2 -	2:43.550	2.526	65.35	10:41:27.210
3 -	2:43.261 (3)	2.237	65.46	10:44:10.471
4 -	2:41.244 (2)	0.220	66.28	10:46:51.715
5 -	2:45.571	4.547	64.55	10:49:37.286
6 -	<b>2:41.024 (1)</b>		<b>66.37</b>	<b>10:52:18.310</b>

P19 88 Richard SNUGGS				
LAP	LAP TIME	DIFF	MPH	TIME OF DAY
1 -	3:02.306	22.455	58.62	10:38:51.104
2 -	2:43.865	4.014	65.22	10:41:34.969
3 -	2:41.429 (3)	1.578	66.20	10:44:16.398
4 -	2:42.393	2.542	65.81	10:46:58.791
5 -	2:39.975 (2)	0.124	66.81	10:49:38.766
6 -	<b>2:39.851 (1)</b>		<b>66.86</b>	<b>10:52:18.617</b>

P20 319 Colin DUNN				
LAP	LAP TIME	DIFF	MPH	TIME OF DAY
1 -	2:57.159	15.286	60.33	10:38:45.957
2 -	2:45.189	3.316	64.70	10:41:31.146
3 -	2:42.379 (3)	0.506	65.82	10:44:13.525

DIFF = Difference To Personal Best Lap

4 -	2:42.412	0.539	65.80	10:46:55.937
5 -	<b>2:41.873 (1)</b>		<b>66.02</b>	<b>10:49:37.810</b>
6 -	2:41.903 (2)	0.030	66.01	10:52:19.713

P21 30 Adam REYNOLDS				
LAP	LAP TIME	DIFF	MPH	TIME OF DAY
1 -	2:58.728	16.881	59.80	10:38:47.526
2 -	2:43.420	1.573	65.40	10:41:30.946
3 -	2:42.145 (2)	0.298	65.91	10:44:13.091
4 -	2:42.338 (3)	0.491	65.83	10:46:55.429
5 -	2:42.935	1.088	65.59	10:49:38.364
6 -	<b>2:41.847 (1)</b>		<b>66.03</b>	<b>10:52:20.211</b>

P22 37 Ian HOWARD				
LAP	LAP TIME	DIFF	MPH	TIME OF DAY
1 -	2:57.976	15.770	60.05	10:38:46.774
2 -	2:42.648 (3)	0.442	65.71	10:41:29.422
3 -	<b>2:42.206 (1)</b>		<b>65.89</b>	<b>10:44:11.628</b>
4 -	2:43.452	1.246	65.38	10:46:55.080
5 -	2:42.974	0.768	65.58	10:49:38.054
6 -	2:42.498 (2)	0.292	65.77	10:52:20.552

P23 87 Ari BARKER				
LAP	LAP TIME	DIFF	MPH	TIME OF DAY
1 -	3:03.932	23.974	58.10	10:38:52.730
2 -	2:42.583	2.625	65.73	10:41:35.313
3 -	2:41.413 (2)	1.455	66.21	10:44:16.726
4 -	2:42.530	2.572	65.76	10:46:59.256
5 -	2:41.803 (3)	1.845	66.05	10:49:41.059
6 -	<b>2:39.958 (1)</b>		<b>66.81</b>	<b>10:52:21.017</b>

P24 73 Andrew PAYNE				
LAP	LAP TIME	DIFF	MPH	TIME OF DAY
1 -	3:02.338	18.737	58.61	10:38:51.136
2 -	2:48.160	4.559	63.55	10:41:39.296
3 -	2:47.677	4.076	63.74	10:44:26.973
4 -	2:45.918 (3)	2.317	64.41	10:47:12.891
5 -	2:44.096 (2)	0.495	65.13	10:49:56.987
6 -	<b>2:43.601 (1)</b>		<b>65.33</b>	<b>10:52:40.588</b>

P25 68 John SYKES				
LAP	LAP TIME	DIFF	MPH	TIME OF DAY
1 -	3:04.359	20.796	57.97	10:38:53.157
2 -	2:47.660	4.097	63.74	10:41:40.817
3 -	2:47.132	3.569	63.94	10:44:27.949
4 -	2:45.168 (3)	1.605	64.71	10:47:13.117
5 -	2:44.056 (2)	0.493	65.14	10:49:57.173
6 -	<b>2:43.563 (1)</b>		<b>65.34</b>	<b>10:52:40.736</b>

P26 710 Richard SEMMENS				
LAP	LAP TIME	DIFF	MPH	TIME OF DAY
1 -	3:05.481	21.450	57.62	10:38:54.279
2 -	2:45.854	1.823	64.44	10:41:40.133
3 -	2:48.573	4.542	63.40	10:44:28.706
4 -	2:44.661 (3)	0.630	64.90	10:47:13.367
5 -	<b>2:44.031 (1)</b>		<b>65.15</b>	<b>10:49:57.398</b>
6 -	2:44.110 (2)	0.079	65.12	10:52:41.508

# BRSCC Snetterton Spring Race Weekend

## Nankang Tyre CityCar Cup Championship

### RACE 8 - LAP ANALYSIS

DIFF = Difference To Personal Best Lap

<b>P27 174 Emilia VINCENT</b>				
LAP	LAP TIME	DIFF	MPH	TIME OF DAY

1 -	3:02.974	19.252	58.41	10:38:51.772
2 -	2:47.997	4.275	63.62	10:41:39.769
3 -	2:48.436	4.714	63.45	10:44:28.205
4 -	2:45.838 (3)	2.116	64.44	10:47:14.043
5 -	2:44.796 (2)	1.074	64.85	10:49:58.839
6 -	<b>2:43.722 (1)</b>		<b>65.28</b>	<b>10:52:42.561</b>

<b>P28 49 James SMITH</b>				
LAP	LAP TIME	DIFF	MPH	TIME OF DAY

1 -	3:04.141	19.493	58.04	10:38:52.939
2 -	2:48.285	3.637	63.51	10:41:41.224
3 -	2:47.494	2.846	63.81	10:44:28.718
4 -	2:46.117 (3)	1.469	64.34	10:47:14.835
5 -	2:44.898 (2)	0.250	64.81	10:49:59.733
6 -	<b>2:44.648 (1)</b>		<b>64.91</b>	<b>10:52:44.381</b>

<b>P29 61 Fenn CURRAN</b>				
LAP	LAP TIME	DIFF	MPH	TIME OF DAY

1 -	3:09.103	24.926	56.51	10:38:57.901
2 -	2:46.750	2.573	64.09	10:41:44.651
3 -	2:45.196 (3)	1.019	64.69	10:44:29.847
4 -	2:45.989	1.812	64.39	10:47:15.836
5 -	<b>2:44.177 (1)</b>		<b>65.10</b>	<b>10:50:00.013</b>
6 -	2:44.550 (2)	0.373	64.95	10:52:44.563

<b>P30 101 Peter BOWER</b>				
LAP	LAP TIME	DIFF	MPH	TIME OF DAY

1 -	3:05.964	19.980	57.47	10:38:54.762
2 -	2:48.016	2.032	63.61	10:41:42.778
3 -	2:46.783 (2)	0.799	64.08	10:44:29.561
4 -	2:47.414 (3)	1.430	63.84	10:47:16.975
5 -	<b>2:45.984 (1)</b>		<b>64.39</b>	<b>10:50:02.959</b>
6 -	2:49.050	3.066	63.22	10:52:52.009

<b>P31 34 Nick ABBOTT</b>				
LAP	LAP TIME	DIFF	MPH	TIME OF DAY

1 -	3:14.722	23.386	54.88	10:39:03.520
2 -	2:52.605	1.269	61.92	10:41:56.125
3 -	2:51.473 (2)	0.137	62.33	10:44:47.598
4 -	<b>2:51.336 (1)</b>		<b>62.38</b>	<b>10:47:38.934</b>
5 -	2:52.211	0.875	62.06	10:50:31.145
6 -	2:52.189 (3)	0.853	62.07	10:53:23.334

<b>P32 19 Glenn BEE</b>				
LAP	LAP TIME	DIFF	MPH	TIME OF DAY

1 -	3:08.902	16.799	56.57	10:38:57.700
2 -	2:57.302	5.199	60.28	10:41:55.002
3 -	2:55.740	3.637	60.81	10:44:50.742
4 -	2:55.548 (3)	3.445	60.88	10:47:46.290
5 -	2:53.927 (2)	1.824	61.45	10:50:40.217
6 -	<b>2:52.103 (1)</b>		<b>62.10</b>	<b>10:53:32.320</b>

<b>P33 131 Lee PARKER</b>				
LAP	LAP TIME	DIFF	MPH	TIME OF DAY

1 -	3:13.754	21.608	55.16	10:39:02.552
2 -	3:01.509	9.363	58.88	10:42:04.061
3 -	2:56.533	4.387	60.54	10:45:00.594

DIFF = Difference To Personal Best Lap

4 -	2:53.097 (3)	0.951	61.74	10:47:53.691
5 -	<b>2:52.146 (1)</b>		<b>62.08</b>	<b>10:50:45.837</b>
6 -	2:52.457 (2)	0.311	61.97	10:53:38.294

<b>P34 26 Leon WILDE</b>				
LAP	LAP TIME	DIFF	MPH	TIME OF DAY

1 -	3:15.155	20.540	54.76	10:39:03.953
2 -	2:57.875	3.260	60.08	10:42:01.828
3 -	2:55.672 (2)	1.057	60.84	10:44:57.500
4 -	<b>2:54.615 (1)</b>		<b>61.20</b>	<b>10:47:52.115</b>
5 -	2:55.688 (3)	1.073	60.83	10:50:47.803
6 -	2:59.242	4.627	59.62	10:53:47.045

**BRSCC Snetterton Spring Race Weekend**  
**Nankang Tyre CityCar Cup Championship**  
**RACE 8 - STATISTICS**

**Competitors Started** 34  
**Planned Start** 2024-04-07 @ 10:35:00.000  
**Actual Start** 2024-04-07 @ 10:35:48.797  
**Finish Time** 2024-04-07 @ 10:51:43.893  
**Track Length** 2.9689mi.  
**Total Laps** 204  
**Total Distance Covered** 605.6579mi.

**Session Fastest Lap History**

NO	CL	NAME	LAP TIME	TIME OF DAY	LAP	VEHICLE
18		Stuart BLISS	<b>2:47.528</b>	10:38:36.337	1	Toyota Aygo
18		Stuart BLISS	<b>2:38.263</b>	10:41:14.600	2	Toyota Aygo
392		Christopher PARKES	<b>2:38.103</b>	10:41:15.988	2	Citroen C1
18		Stuart BLISS	<b>2:37.356</b>	10:46:30.380	4	Toyota Aygo
65	SMC	Richard JEPP	<b>2:37.349</b>	10:46:30.898	4	Peugeot 107

**Session Leader History**

NO	CL	NAME	FROM LAP	LAPS LED	DISTANCE	VEHICLE
18		Stuart BLISS	1	6	17.81 miles	Toyota Aygo

**Flag History**

TYPE	TIME OF DAY
GREEN	10:35:48.797
FINISH	10:51:43.893

**Flag Statistics**

TYPE	COUNT	TOTAL LAPS	TOTAL TIME
Green	1	6	18:17.031
Red	0	0	0.000
Safety Car	0	0	0.000
FCY	0	0	0.000

**BRSCC Snetterton Spring Race Weekend**  
**Nankang Tyre CityCar Cup Championship**  
**RACE 8 - STATISTICS**

**CLASS :**

19 Starters

**Fastest Lap History**

NO	NAME	LAP TIME	TIME OF DAY	LAP	VEHICLE
18	Stuart BLISS	<b>2:47.528</b>	10:38:36.337	1	Toyota Aygo
18	Stuart BLISS	<b>2:38.263</b>	10:41:14.600	2	Toyota Aygo
392	Christopher PARKES	<b>2:38.103</b>	10:41:15.988	2	Citroen C1
18	Stuart BLISS	<b>2:37.356</b>	10:46:30.380	4	Toyota Aygo

**Leader History**

NO	NAME	FROM LAP	LAPS LED	DISTANCE	VEHICLE
18	Stuart BLISS	1	6	17.81 miles	Toyota Aygo



**BRSCC Snetterton Spring Race Weekend**  
**Nankang Tyre CityCar Cup Championship**  
**RACE 8 - STATISTICS**

**CLASS : SMC**

**9 Starters**

**Fastest Lap History**

NO	NAME	LAP TIME	TIME OF DAY	LAP	VEHICLE
65	Richard JEPP	<b>2:47.810</b>	10:38:36.615	1	Peugeot 107
65	Richard JEPP	<b>2:38.434</b>	10:41:15.049	2	Peugeot 107
65	Richard JEPP	<b>2:37.349</b>	10:46:30.898	4	Peugeot 107

**Leader History**

NO	NAME	FROM LAP	LAPS LED	DISTANCE	VEHICLE
65	Richard JEPP	1	6	17.81 miles	Peugeot 107

**BRSCC Snetterton Spring Race Weekend**  
**Nankang Tyre CityCar Cup Championship**  
**RACE 8 - STATISTICS**

**CLASS : SMC (N)**

**3 Starters**

**Fastest Lap History**

NO	NAME	LAP TIME	TIME OF DAY	LAP	VEHICLE
12	Brady POLLOCK	<b>2:54.156</b>	10:38:42.962	1	Toyota Aygo
12	Brady POLLOCK	<b>2:38.659</b>	10:41:21.622	2	Toyota Aygo

**Leader History**

NO	NAME	FROM LAP	LAPS LED	DISTANCE	VEHICLE
12	Brady POLLOCK	1	6	17.81 miles	Toyota Aygo

**BRSCC Snetterton Spring Race Weekend**  
**Nankang Tyre CityCar Cup Championship**  
**RACE 8 - STATISTICS**

**CLASS : N**

**3 Starters**

**Fastest Lap History**

NO	NAME	LAP TIME	TIME OF DAY	LAP	VEHICLE
68	John SYKES	<b>3:04.359</b>	10:38:53.073	1	Toyota Aygo
68	John SYKES	<b>2:47.660</b>	10:41:40.829	2	Toyota Aygo
61	Fenn CURRAN	<b>2:46.750</b>	10:41:44.660	2	Citroen C1
61	Fenn CURRAN	<b>2:45.196</b>	10:44:29.854	3	Citroen C1
68	John SYKES	<b>2:45.168</b>	10:47:13.130	4	Toyota Aygo
68	John SYKES	<b>2:44.056</b>	10:49:57.185	5	Toyota Aygo
68	John SYKES	<b>2:43.563</b>	10:52:40.750	6	Toyota Aygo

**Leader History**

NO	NAME	FROM LAP	LAPS LED	DISTANCE	VEHICLE
68	John SYKES	1	6	17.81 miles	Toyota Aygo

**BRSCC Snetterton Spring Race Weekend**  
**Nankang Tyre CityCar Cup Championship**  
**RACE 11 - GRID (15 minutes)**

ROW 17	33	<b>131</b> Lee PARKER	34	<b>26</b> Leon WILDE
ROW 16	31	<b>34</b> Nick ABBOTT	32	<b>19</b> Glenn BEE
ROW 15	29	<b>61</b> Fenn CURRAN	30	<b>101</b> Peter BOWER
ROW 14	27	<b>174</b> Emilia VINCENT	28	<b>49</b> James SMITH
ROW 13	25	<b>68</b> John SYKES	26	<b>710</b> Richard SEMMENS
ROW 12	23	<b>87</b> Ari BARKER	24	<b>73</b> Andrew PAYNE
ROW 11	21	<b>30</b> Adam REYNOLDS	22	<b>37</b> Ian HOWARD
ROW 10	19	<b>88</b> Richard SNUGGS	20	<b>319</b> Colin DUNN
ROW 9	17	<b>24</b> Samuel JOHNSTON	18	<b>46</b> Craig FLYNN
ROW 8	15	<b>20</b> Nick RAMSEY-GOUGH	16	<b>52</b> Rory PICKLES
ROW 7	13	<b>310</b> John NICHOLSON	14	<b>89</b> Tom HARTWELL
ROW 6	11	<b>12</b> Brady POLLOCK	12	<b>41</b> Alex FODEN
ROW 5	9	<b>65</b> Richard JEPP	10	<b>18</b> Stuart BLISS
ROW 4	7	<b>21</b> Christopher MACKENZIE	8	<b>392</b> Christopher PARKES
ROW 3	5	<b>72</b> Haydn PAYNE	6	<b>23</b> Joe MOSS
ROW 2	3	<b>57</b> Jack WHEELER	4	<b>27</b> Joshua JACKSON
ROW 1	1	<b>42</b> Toby OWEN <b>Pole</b>	2	<b>11</b> James REILLY

These results are provisional until the conclusion of any judicial and technical matters.

Snetterton 300: 2.9689 miles

Clerk Of Course:	Stewards:	Timekeeper: Lisa Sneader	
------------------	-----------	--------------------------	--

Results can be found at [www.tsl-timing.com](http://www.tsl-timing.com)

Printed - 12:32 Sunday, 07 April 2024

**BRSCC Snetterton Spring Race Weekend**  
**Nankang Tyre CityCar Cup Championship**  
**RACE 11 - CLASSIFICATION - AMENDED**  
**Race Distance: 6 Laps / 17.81 miles**

POS	NO	CL	PIC	NAME	ENTRY	LAPS	TIME	GAP	DIFF	MPH	BEST	ON	GRD	↑↓
1	18		1	Stuart BLISS	Toyota Aygo	6	16:07.910			66.25	2:37.753	6	10	9
2	27	SMC	1	Joshua JACKSON	Citroen C1	6	16:08.218	0.308	0.308	66.23	2:38.204	6	4	2
3	65	SMC	2	Richard JEPPI	Peugeot 107	6	16:08.238	0.328	0.020	66.23	2:38.849	5	9	6
4	21		2	Christopher MACKENZIE	Citroen C1	6	16:08.616	0.706	0.378	66.20	2:37.919	6	7	3
5	42		3	Toby OWEN	Toyota Aygo	6	16:08.851	0.941	0.235	66.19	2:37.801	6	1	-4
6	392		4	Christopher PARKES	Citroen C1	6	16:09.083	1.173	0.232	66.17	2:37.297	6	8	2
7	57	SMC	3	Jack WHEELER	Citroen C1	6	16:09.860	1.950	0.777	66.12	2:38.188	5	3	-4
8	23		5	Joe MOSS	Citroen C1	6	16:14.508	6.598	4.648	65.80	2:39.960	6	6	-2
9	11	SMC	4	James REILLY	Citroen C1	6	16:16.333	8.423	1.825	65.68	2:39.469	6	2	-7
10	72	SMC	5	Haydn PAYNE	Citroen C1	6	16:17.768	9.858	1.435	65.58	2:39.688	6	5	-5
11	88		6	Richard SNUGGS	Citroen C1	6	16:21.654	13.744	3.886	65.32	2:39.990	5	19	8
12	24		7	Samuel JOHNSTON	Citroen C1	6	16:23.245	15.335	1.591	65.22	2:40.729	3	17	5
13	52	SMC (N)	1	Rory PICKLES	Citroen C1	6	16:23.735	15.825	0.490	65.18	2:40.036	5	16	3
14	20		8	Nick RAMSEY-GOUGH	Citroen C1	6	16:24.334	16.424	0.599	65.14	2:40.011	5	15	1
15	12	SMC (N)	2	Brady POLLOCK	Toyota Aygo	6	16:24.663	16.753	0.329	65.12	2:38.247	6	11	-4
16	46		9	Craig FLYNN	Citroen C1	6	16:31.618	23.708	6.955	64.67	2:41.520	5	18	2
17	89		10	Tom HARTWELL	Citroen C1	6	16:31.824	23.914	0.206	64.65	2:41.554	3	14	-3
18	30		11	Adam REYNOLDS	Peugeot 107	6	16:33.179	25.269	1.355	64.56	2:41.823	6	21	3
19	87	SMC	6	Ari BARKER	Peugeot 107	6	16:34.214	26.304	1.035	64.50	2:40.496	6	23	4
20	319		12	Colin DUNN	Citroen C1	6	16:34.503	26.593	0.289	64.48	2:41.946	6	20	0
21	310		13	John NICHOLSON	Peugeot 107	6	16:45.139	37.229	10.636	63.80	2:42.994	4	13	-8
22	710		14	Richard SEMMENS	Citroen C1	6	16:45.705	37.795	0.566	63.76	2:42.332	6	26	4
23	41		15	Alex FODEN	Citroen C1	6	16:45.843	37.933	0.138	63.75	2:41.095	4	12	-11
24	174		16	Emilia VINCENT	Toyota Aygo	6	16:47.145	39.235	1.302	63.67	2:42.903	6	27	3
25	68	N	1	John SYKES	Toyota Aygo	6	16:49.539	41.629	2.394	63.52	2:44.028	5	25	0
26	61	N	2	Fenn CURRAN	Citroen C1	6	16:50.222	42.312	0.683	63.47	2:43.942	4	29	3
27	101		17	Peter BOWER	Citroen C1	6	16:50.949	43.039	0.727	63.43	2:43.929	6	30	3
28	49	SMC	7	James SMITH	Citroen C1	6	16:56.389	48.479	5.440	63.09	2:45.330	4	28	0
29	73	SMC	8	Andrew PAYNE	Peugeot 107	6	16:57.649	49.739	1.260	63.01	2:44.670	4	24	-5
30	34		18	Nick ABBOTT		6	17:14.091	1:06.181	16.442	62.01	2:48.138	3	31	1
31	131	N	3	Lee PARKER	Toyota Aygo	6	17:32.589	1:24.679	18.498	60.92	2:50.388	5	33	2
32	19	SMC (N)	3	Glenn BEE	Citroen C1	6	17:40.862	1:32.952	8.273	60.44	2:52.486	4	32	0
33	26	SMC	9	Leon WILDE	Peugeot 107	6	18:06.498	1:58.588	25.636	59.02	2:57.243	6	34	1

NOT CLASSIFIED

DQ	37*		Ian HOWARD	Citroen C1										22
----	-----	--	------------	------------	--	--	--	--	--	--	--	--	--	----

FASTEST LAP

392			Christopher PARKES	Citroen C1	6	2:37.297	67.94 mph	109.35 kph
57	SMC		Jack WHEELER	Citroen C1	5	2:38.188	67.56 mph	108.73 kph
12	SMC (N)		Brady POLLOCK	Toyota Aygo	6	2:38.247	67.54 mph	108.69 kph
61	N		Fenn CURRAN	Citroen C1	4	2:43.942	65.19 mph	104.92 kph

Comments: Car 37 - Disqualified from race for Eligibility - Post race Scrutineering ref Reg C3.1.1

Weather / Track : Cloudy / Dry

Date: 07/04/2024 Start: 14:06 Finish: 14:22

These results are provisional until the conclusion of any judicial and technical matters.

Snetterton 300: 2.9689 miles

Clerk Of Course:	Stewards:	Timekeeper: Lisa Sneider	
------------------	-----------	--------------------------	--

Results can be found at [www.tsl-timing.com](http://www.tsl-timing.com)

Printed - 15:39 Sunday, 07 April 2024

# BRSCC Snetterton Spring Race Weekend

## Nankang Tyre CityCar Cup Championship

### RACE 11 - LAP CHART

LAP 1 @ 14:09:20.809			LAP 2 @ 14:12:01.254			LAP 3 @ 14:14:41.293			LAP 4 @ 14:17:20.649			LAP 5 @ 14:19:59.498		
NO	BEHIND	LAP TIME	NO	BEHIND	LAP TIME	NO	BEHIND	LAP TIME	NO	BEHIND	LAP TIME	NO	BEHIND	LAP TIME
42		2:50.495	42		2:40.445	65		2:39.639	65		2:39.356	65		2:38.849
23	0.178	2:50.673	21	0.118	2:39.174	42	0.487	2:40.526	27	1.047	2:39.556	27	0.830	2:38.632
21	1.389	2:51.884	23	0.226	2:40.493	21	0.548	2:40.469	42	1.320	2:40.189	18	0.973	2:37.930
65	1.571	2:52.066	65	0.400	2:39.274	18	0.680	2:39.848	21	1.587	2:40.395	21	1.513	2:38.775
27	2.130	2:52.625	27	0.565	2:38.880	27	0.847	2:40.321	18	1.892	2:40.568	42	1.866	2:39.395
18	2.373	2:52.868	18	0.871	2:38.943	23	1.613	2:41.426	57	2.777	2:40.229	57	2.116	2:38.188
57	2.826	2:53.321	57	2.001	2:39.620	57	1.904	2:39.942	392	3.090	2:40.284	392	2.602	2:38.361
392	4.189	2:54.684	392	2.881	2:39.137	392	2.162	2:39.320	23	4.014	2:41.757	23	5.364	2:40.199
11	4.769	2:55.264	11	5.342	2:41.018	11	5.615	2:40.312	11	6.559	2:40.300	11	7.680	2:39.970
72	4.780	2:55.275	72	6.515	2:42.180	72	7.231	2:40.755	72	8.044	2:40.169	72	8.896	2:39.701
88	6.846	2:57.341	24	7.967	2:41.347	24	8.657	2:40.729	88	9.922	2:40.401	88	11.063	2:39.990
20	6.878	2:57.373	88	8.536	2:42.135	88	8.877	2:40.380	24	10.137	2:40.836	24	12.898	2:41.610
24	7.065	2:57.560	20	9.615	2:43.182	20	11.135	2:41.559	52	13.089	2:41.096	52	14.276	2:40.036
46	8.345	2:58.840	46	9.995	2:42.095	52	11.349	2:40.457	20	13.534	2:41.755	20	14.696	2:40.011
319	8.678	2:59.173	52	10.931	2:42.231	46	12.977	2:43.021	89	16.771	2:42.805	12	17.232	2:39.091
89	8.956	2:59.451	89	11.807	2:43.296	89	13.322	2:41.554	12	16.990	2:40.171	46	19.978	2:41.520
52	9.145	2:59.640	319	12.446	2:44.213	319	15.575	2:43.168	46	17.307	2:43.686	89	20.145	2:42.223
37	10.666	3:01.161	30	13.401	2:43.025	30	15.968	2:42.606	30	18.751	2:42.139	30	22.172	2:42.270
30	10.821	3:01.316	12	14.627	2:42.212	12	16.175	2:41.587	319	19.785	2:43.566	319	23.373	2:42.437
87	11.241	3:01.736	87	16.126	2:45.330	87	19.405	2:43.318	87	21.128	2:41.079	87	24.534	2:42.255
68	11.977	3:02.472	37	16.615	2:46.394	37	19.895	2:43.319	37	22.719	2:42.180	37	25.437	2:41.567
710	12.652	3:03.147	68	19.548	2:48.016	310	24.069	2:43.340	310	27.707	2:42.994	310	31.877	2:43.019
12	12.860	3:03.355	710	19.681	2:47.474	710	24.224	2:44.582	174	29.679	2:43.770	710	34.189	2:42.682
174	14.211	3:04.706	174	20.211	2:46.445	174	25.265	2:45.093	710	30.356	2:45.488	174	35.058	2:44.228
49	15.086	3:05.581	49	20.583	2:45.942	68	25.494	2:45.985	61	30.673	2:43.942	41	35.327	2:41.339
61	15.599	3:06.094	310	20.768	2:43.745	61	26.087	2:44.713	68	30.861	2:44.723	68	36.040	2:44.028
101	17.158	3:07.653	61	21.413	2:46.259	101	27.865	2:44.949	101	32.648	2:44.139	61	36.214	2:44.390
73	17.432	3:07.927	101	22.955	2:46.242	49	28.648	2:48.104	41	32.837	2:41.095	101	37.836	2:44.037
310	17.468	3:07.963	73	24.981	2:47.994	73	30.868	2:45.926	49	34.622	2:45.330	49	41.150	2:45.377
34	20.233	3:10.728	41	28.247	2:44.851	41	31.098	2:42.890	73	36.182	2:44.670	73	42.831	2:45.498
131	22.410	3:12.905	34	28.558	2:48.770	34	36.657	2:48.138	34	46.412	2:49.111	34	56.316	2:48.753
19	23.598	3:14.093	131	35.916	2:53.951	131	48.613	2:52.736	131	1:00.990	2:51.733	131	1:12.529	2:50.388
41	23.841	3:14.336	19	37.104	2:53.951	19	51.233	2:54.168	19	1:04.363	2:52.486	19	1:18.407	2:52.893
26	26.031	3:16.526	26	44.099	2:58.513	26	1:03.224	2:59.164	26	1:21.471	2:57.603	26	1:40.071	2:57.449

**BRSCC Snetterton Spring Race Weekend**  
**Nankang Tyre CityCar Cup Championship**  
**RACE 11 - LAP CHART**

**LAP 6 @ 14:22:38.224**

NO	BEHIND	LAP TIME
18		2:37.753
27	0.308	2:38.204
65	0.328	2:39.054
21	0.706	2:37.919
42	0.941	2:37.801
392	1.173	2:37.297
57	1.950	2:38.560
23	6.598	2:39.960
11	8.423	2:39.469
72	9.858	2:39.688
88	13.744	2:41.407
24	15.335	2:41.163
52	15.825	2:40.275
20	16.424	2:40.454
12	16.753	2:38.247
46	23.708	2:42.456
89	23.914	2:42.495
30	25.269	2:41.823
87	26.304	2:40.496
319	26.593	2:41.946
37	27.893	2:41.182
310	37.229	2:44.078
710	37.795	2:42.332
41	37.933	2:41.332
174	39.235	2:42.903
68	41.629	2:44.315
61	42.312	2:44.824
101	43.039	2:43.929
49	48.479	2:46.055
73	49.739	2:45.634
34	1:06.181	2:48.591
131	1:24.679	2:50.876
19	1:32.952	2:53.271
26	1:58.588	2:57.243

## BRSCC Snetterton Spring Race Weekend

## Nankang Tyre CityCar Cup Championship

## RACE 11 - LAP ANALYSIS

DIFF = Difference To Personal Best Lap

<b>P1 18 Stuart BLISS</b>				
LAP	LAP TIME	DIFF	MPH	TIME OF DAY
1 -	2:52.868	15.115	61.82	14:09:23.182
2 -	2:38.943 (3)	1.190	67.24	14:12:02.125
3 -	2:39.848	2.095	66.86	14:14:41.973
4 -	2:40.568	2.815	66.56	14:17:22.541
5 -	2:37.930 (2)	0.177	67.67	14:20:00.471
6 -	<b>2:37.753 (1)</b>		<b>67.75</b>	<b>14:22:38.224</b>

<b>P2 27 Joshua JACKSON</b>				
LAP	LAP TIME	DIFF	MPH	TIME OF DAY
1 -	2:52.625	14.421	61.91	14:09:22.939
2 -	2:38.880 (3)	0.676	67.27	14:12:01.819
3 -	2:40.321	2.117	66.66	14:14:42.140
4 -	2:39.556	1.352	66.98	14:17:21.696
5 -	2:38.632 (2)	0.428	67.37	14:20:00.328
6 -	<b>2:38.204 (1)</b>		<b>67.55</b>	<b>14:22:38.532</b>

<b>P3 65 Richard JEPP</b>				
LAP	LAP TIME	DIFF	MPH	TIME OF DAY
1 -	2:52.066	13.217	62.11	14:09:22.380
2 -	2:39.274 (3)	0.425	67.10	14:12:01.654
3 -	2:39.639	0.790	66.95	14:14:41.293
4 -	2:39.356	0.507	67.07	14:17:20.649
5 -	<b>2:38.849 (1)</b>		<b>67.28</b>	<b>14:19:59.498</b>
6 -	2:39.054 (2)	0.205	67.19	14:22:38.552

<b>P4 21 Christopher MACKENZIE</b>				
LAP	LAP TIME	DIFF	MPH	TIME OF DAY
1 -	2:51.884	13.965	62.18	14:09:22.198
2 -	2:39.174 (3)	1.255	67.14	14:12:01.372
3 -	2:40.469	2.550	66.60	14:14:41.841
4 -	2:40.395	2.476	66.63	14:17:22.236
5 -	2:38.775 (2)	0.856	67.31	14:20:01.011
6 -	<b>2:37.919 (1)</b>		<b>67.68</b>	<b>14:22:38.930</b>

<b>P5 42 Toby OWEN</b>				
LAP	LAP TIME	DIFF	MPH	TIME OF DAY
1 -	2:50.495	12.694	62.68	14:09:20.809
2 -	2:40.445	2.644	66.61	14:12:01.254
3 -	2:40.526	2.725	66.58	14:14:41.780
4 -	2:40.189 (3)	2.388	66.72	14:17:21.969
5 -	2:39.395 (2)	1.594	67.05	14:20:01.364
6 -	<b>2:37.801 (1)</b>		<b>67.73</b>	<b>14:22:39.165</b>

<b>P6 392 Christopher PARKES</b>				
LAP	LAP TIME	DIFF	MPH	TIME OF DAY
1 -	2:54.684	17.387	61.18	14:09:24.998
2 -	2:39.137 (3)	1.840	67.16	14:12:04.135
3 -	2:39.320	2.023	67.08	14:14:43.455
4 -	2:40.284	2.987	66.68	14:17:23.739
5 -	2:38.361 (2)	1.064	67.49	14:20:02.100
6 -	<b>2:37.297 (1)</b>		<b>67.94</b>	<b>14:22:39.397</b>

<b>P7 57 Jack WHEELER</b>				
LAP	LAP TIME	DIFF	MPH	TIME OF DAY
1 -	2:53.321	15.133	61.66	14:09:23.635
2 -	2:39.620 (3)	1.432	66.95	14:12:03.255
3 -	2:39.942	1.754	66.82	14:14:43.197

DIFF = Difference To Personal Best Lap

4 -	2:40.229	2.041	66.70	14:17:23.426
5 -	<b>2:38.188 (1)</b>		<b>67.56</b>	<b>14:20:01.614</b>
6 -	2:38.560 (2)	0.372	67.40	14:22:40.174

<b>P8 23 Joe MOSS</b>				
LAP	LAP TIME	DIFF	MPH	TIME OF DAY
1 -	2:50.673	10.713	62.62	14:09:20.987
2 -	2:40.493 (3)	0.533	66.59	14:12:01.480
3 -	2:41.426	1.466	66.21	14:14:42.906
4 -	2:41.757	1.797	66.07	14:17:24.663
5 -	2:40.199 (2)	0.239	66.71	14:20:04.862
6 -	<b>2:39.960 (1)</b>		<b>66.81</b>	<b>14:22:44.822</b>

<b>P9 11 James REILLY</b>				
LAP	LAP TIME	DIFF	MPH	TIME OF DAY
1 -	2:55.264	15.795	60.98	14:09:25.578
2 -	2:41.018	1.549	66.37	14:12:06.596
3 -	2:40.312	0.843	66.67	14:14:46.908
4 -	2:40.300 (3)	0.831	66.67	14:17:27.208
5 -	2:39.970 (2)	0.501	66.81	14:20:07.178
6 -	<b>2:39.469 (1)</b>		<b>67.02</b>	<b>14:22:46.647</b>

<b>P10 72 Haydn PAYNE</b>				
LAP	LAP TIME	DIFF	MPH	TIME OF DAY
1 -	2:55.275	15.587	60.97	14:09:25.589
2 -	2:42.180	2.492	65.90	14:12:07.769
3 -	2:40.755	1.067	66.48	14:14:48.524
4 -	2:40.169 (3)	0.481	66.73	14:17:28.693
5 -	2:39.701 (2)	0.013	66.92	14:20:08.394
6 -	<b>2:39.688 (1)</b>		<b>66.93</b>	<b>14:22:48.082</b>

<b>P11 88 Richard SNUGGS</b>				
LAP	LAP TIME	DIFF	MPH	TIME OF DAY
1 -	2:57.341	17.351	60.26	14:09:27.655
2 -	2:42.135	2.145	65.92	14:12:09.790
3 -	2:40.380 (2)	0.390	66.64	14:14:50.170
4 -	2:40.401 (3)	0.411	66.63	14:17:30.571
5 -	<b>2:39.990 (1)</b>		<b>66.80</b>	<b>14:20:10.561</b>
6 -	2:41.407	1.417	66.21	14:22:51.968

<b>P12 24 Samuel JOHNSTON</b>				
LAP	LAP TIME	DIFF	MPH	TIME OF DAY
1 -	2:57.560	16.831	60.19	14:09:27.874
2 -	2:41.347	0.618	66.24	14:12:09.221
3 -	<b>2:40.729 (1)</b>		<b>66.49</b>	<b>14:14:49.950</b>
4 -	2:40.836 (2)	0.107	66.45	14:17:30.786
5 -	2:41.610	0.881	66.13	14:20:12.396
6 -	2:41.163 (3)	0.434	66.31	14:22:53.559

<b>P13 52 Rory PICKLES</b>				
LAP	LAP TIME	DIFF	MPH	TIME OF DAY
1 -	2:59.640	19.604	59.49	14:09:29.954
2 -	2:42.231	2.195	65.88	14:12:12.185
3 -	2:40.457 (3)	0.421	66.61	14:14:52.642
4 -	2:41.096	1.060	66.34	14:17:33.738
5 -	<b>2:40.036 (1)</b>		<b>66.78</b>	<b>14:20:13.774</b>
6 -	2:40.275 (2)	0.239	66.68	14:22:54.049



# BRSCC Snetterton Spring Race Weekend

## Nankang Tyre CityCar Cup Championship

### RACE 11 - LAP ANALYSIS

DIFF = Difference To Personal Best Lap

<b>P14 20 Nick RAMSEY-GOUGH</b>				
LAP	LAP TIME	DIFF	MPH	TIME OF DAY
1 -	2:57.373	17.362	60.25	14:09:27.687
2 -	2:43.182	3.171	65.49	14:12:10.869
3 -	2:41.559 (3)	1.548	66.15	14:14:52.428
4 -	2:41.755	1.744	66.07	14:17:34.183
5 -	<b>2:40.011 (1)</b>		<b>66.79</b>	<b>14:20:14.194</b>
6 -	2:40.454 (2)	0.443	66.61	14:22:54.648

<b>P15 12 Brady POLLOCK</b>				
LAP	LAP TIME	DIFF	MPH	TIME OF DAY
1 -	3:03.355	25.108	58.29	14:09:33.669
2 -	2:42.212	3.965	65.88	14:12:15.881
3 -	2:41.587	3.340	66.14	14:14:57.468
4 -	2:40.171 (3)	1.924	66.72	14:17:37.639
5 -	2:39.091 (2)	0.844	67.18	14:20:16.730
6 -	<b>2:38.247 (1)</b>		<b>67.54</b>	<b>14:22:54.977</b>

<b>P16 46 Craig FLYNN</b>				
LAP	LAP TIME	DIFF	MPH	TIME OF DAY
1 -	2:58.840	17.320	59.76	14:09:29.154
2 -	2:42.095 (2)	0.575	65.93	14:12:11.249
3 -	2:43.021	1.501	65.56	14:14:54.270
4 -	2:43.686	2.166	65.29	14:17:37.956
5 -	<b>2:41.520 (1)</b>		<b>66.17</b>	<b>14:20:19.476</b>
6 -	2:42.456 (3)	0.936	65.79	14:23:01.932

<b>P17 89 Tom HARTWELL</b>				
LAP	LAP TIME	DIFF	MPH	TIME OF DAY
1 -	2:59.451	17.897	59.55	14:09:29.765
2 -	2:43.296	1.742	65.45	14:12:13.061
3 -	<b>2:41.554 (1)</b>		<b>66.15</b>	<b>14:14:54.615</b>
4 -	2:42.805	1.251	65.64	14:17:37.420
5 -	2:42.223 (2)	0.669	65.88	14:20:19.643
6 -	2:42.495 (3)	0.941	65.77	14:23:02.138

<b>P18 30 Adam REYNOLDS</b>				
LAP	LAP TIME	DIFF	MPH	TIME OF DAY
1 -	3:01.316	19.493	58.94	14:09:31.630
2 -	2:43.025	1.202	65.56	14:12:14.655
3 -	2:42.606	0.783	65.72	14:14:57.261
4 -	2:42.139 (2)	0.316	65.91	14:17:39.400
5 -	2:42.270 (3)	0.447	65.86	14:20:21.670
6 -	<b>2:41.823 (1)</b>		<b>66.04</b>	<b>14:23:03.493</b>

<b>P19 87 Ari BARKER</b>				
LAP	LAP TIME	DIFF	MPH	TIME OF DAY
1 -	3:01.736	21.240	58.81	14:09:32.050
2 -	2:45.330	4.834	64.64	14:12:17.380
3 -	2:43.318	2.822	65.44	14:15:00.698
4 -	2:41.079 (2)	0.583	66.35	14:17:41.777
5 -	2:42.255 (3)	1.759	65.87	14:20:24.032
6 -	<b>2:40.496 (1)</b>		<b>66.59</b>	<b>14:23:04.528</b>

<b>P20 319 Colin DUNN</b>				
LAP	LAP TIME	DIFF	MPH	TIME OF DAY
1 -	2:59.173	17.227	59.65	14:09:29.487
2 -	2:44.213	2.267	65.08	14:12:13.700
3 -	2:43.168 (3)	1.222	65.50	14:14:56.868

DIFF = Difference To Personal Best Lap

4 -	2:43.566	1.620	65.34	14:17:40.434
5 -	2:42.437 (2)	0.491	65.79	14:20:22.871
6 -	<b>2:41.946 (1)</b>		<b>65.99</b>	<b>14:23:04.817</b>

<b>P21 37 Ian HOWARD</b>				
LAP	LAP TIME	DIFF	MPH	TIME OF DAY
1 -	3:01.161	19.979	58.99	14:09:31.475
2 -	2:46.394	5.212	64.23	14:12:17.869
3 -	2:43.319	2.137	65.44	14:15:01.188
4 -	2:42.180 (3)	0.998	65.90	14:17:43.368
5 -	2:41.567 (2)	0.385	66.15	14:20:24.935
6 -	<b>2:41.182 (1)</b>		<b>66.31</b>	<b>14:23:06.117</b>

<b>P22 310 John NICHOLSON</b>				
LAP	LAP TIME	DIFF	MPH	TIME OF DAY
1 -	3:07.963	24.969	56.86	14:09:38.277
2 -	2:43.745	0.751	65.27	14:12:22.022
3 -	2:43.340 (3)	0.346	65.43	14:15:05.362
4 -	<b>2:42.994 (1)</b>		<b>65.57</b>	<b>14:17:48.356</b>
5 -	2:43.019 (2)	0.025	65.56	14:20:31.375
6 -	2:44.078	1.084	65.14	14:23:15.453

<b>P23 710 Richard SEMMENS</b>				
LAP	LAP TIME	DIFF	MPH	TIME OF DAY
1 -	3:03.147	20.815	58.35	14:09:33.461
2 -	2:47.474	5.142	63.81	14:12:20.935
3 -	2:44.582 (3)	2.250	64.94	14:15:05.517
4 -	2:45.488	3.156	64.58	14:17:51.005
5 -	2:42.682 (2)	0.350	65.69	14:20:33.687
6 -	<b>2:42.332 (1)</b>		<b>65.84</b>	<b>14:23:16.019</b>

<b>P24 41 Alex FODEN</b>				
LAP	LAP TIME	DIFF	MPH	TIME OF DAY
1 -	3:14.336	33.241	54.99	14:09:44.650
2 -	2:44.851	3.756	64.83	14:12:29.501
3 -	2:42.890	1.795	65.61	14:15:12.391
4 -	<b>2:41.095 (1)</b>		<b>66.34</b>	<b>14:17:53.486</b>
5 -	2:41.339 (3)	0.244	66.24	14:20:34.825
6 -	2:41.332 (2)	0.237	66.24	14:23:16.157

<b>P25 174 Emilia VINCENT</b>				
LAP	LAP TIME	DIFF	MPH	TIME OF DAY
1 -	3:04.706	21.803	57.86	14:09:35.020
2 -	2:46.445	3.542	64.21	14:12:21.465
3 -	2:45.093	2.190	64.73	14:15:06.558
4 -	2:43.770 (2)	0.867	65.26	14:17:50.328
5 -	2:44.228 (3)	1.325	65.08	14:20:34.556
6 -	<b>2:42.903 (1)</b>		<b>65.61</b>	<b>14:23:17.459</b>

<b>P26 68 John SYKES</b>				
LAP	LAP TIME	DIFF	MPH	TIME OF DAY
1 -	3:02.472	18.444	58.57	14:09:32.786
2 -	2:48.016	3.988	63.61	14:12:20.802
3 -	2:45.985	1.957	64.39	14:15:06.787
4 -	2:44.723 (3)	0.695	64.88	14:17:51.510
5 -	<b>2:44.028 (1)</b>		<b>65.16</b>	<b>14:20:35.538</b>
6 -	2:44.315 (2)	0.287	65.04	14:23:19.853

# BRSCC Snetterton Spring Race Weekend

## Nankang Tyre CityCar Cup Championship

### RACE 11 - LAP ANALYSIS

DIFF = Difference To Personal Best Lap

<b>P27 61 Fenn CURRAN</b>				
LAP	LAP TIME	DIFF	MPH	TIME OF DAY
1 -	3:06.094	22.152	57.43	14:09:36.408
2 -	2:46.259	2.317	64.28	14:12:22.667
3 -	2:44.713 (3)	0.771	64.88	14:15:07.380
4 -	<b>2:43.942 (1)</b>		<b>65.19</b>	<b>14:17:51.322</b>
5 -	2:44.390 (2)	0.448	65.01	14:20:35.712
6 -	2:44.824	0.882	64.84	14:23:20.536

<b>P28 101 Peter BOWER</b>				
LAP	LAP TIME	DIFF	MPH	TIME OF DAY
1 -	3:07.653	23.724	56.95	14:09:37.967
2 -	2:46.242	2.313	64.29	14:12:24.209
3 -	2:44.949	1.020	64.79	14:15:09.158
4 -	2:44.139 (3)	0.210	65.11	14:17:53.297
5 -	2:44.037 (2)	0.108	65.15	14:20:37.334
6 -	<b>2:43.929 (1)</b>		<b>65.19</b>	<b>14:23:21.263</b>

<b>P29 49 James SMITH</b>				
LAP	LAP TIME	DIFF	MPH	TIME OF DAY
1 -	3:05.581	20.251	57.59	14:09:35.895
2 -	2:45.942 (3)	0.612	64.40	14:12:21.837
3 -	2:48.104	2.774	63.58	14:15:09.941
4 -	<b>2:45.330 (1)</b>		<b>64.64</b>	<b>14:17:55.271</b>
5 -	2:45.377 (2)	0.047	64.62	14:20:40.648
6 -	2:46.055	0.725	64.36	14:23:26.703

<b>P30 73 Andrew PAYNE</b>				
LAP	LAP TIME	DIFF	MPH	TIME OF DAY
1 -	3:07.927	23.257	56.87	14:09:38.241
2 -	2:47.994	3.324	63.62	14:12:26.235
3 -	2:45.926	1.256	64.41	14:15:12.161
4 -	<b>2:44.670 (1)</b>		<b>64.90</b>	<b>14:17:56.831</b>
5 -	2:45.498 (2)	0.828	64.58	14:20:42.329
6 -	2:45.634 (3)	0.964	64.52	14:23:27.963

<b>P31 34 Nick ABBOTT</b>				
LAP	LAP TIME	DIFF	MPH	TIME OF DAY
1 -	3:10.728	22.590	56.03	14:09:41.042
2 -	2:48.770	0.632	63.32	14:12:29.812
3 -	<b>2:48.138 (1)</b>		<b>63.56</b>	<b>14:15:17.950</b>
4 -	2:49.111	0.973	63.20	14:18:07.061
5 -	2:48.753 (3)	0.615	63.33	14:20:55.814
6 -	2:48.591 (2)	0.453	63.39	14:23:44.405

<b>P32 131 Lee PARKER</b>				
LAP	LAP TIME	DIFF	MPH	TIME OF DAY
1 -	3:12.905	22.517	55.40	14:09:43.219
2 -	2:53.951	3.563	61.44	14:12:37.170
3 -	2:52.736	2.348	61.87	14:15:29.906
4 -	2:51.733 (3)	1.345	62.23	14:18:21.639
5 -	<b>2:50.388 (1)</b>		<b>62.72</b>	<b>14:21:12.027</b>
6 -	2:50.876 (2)	0.488	62.54	14:24:02.903

<b>P33 19 Glenn BEE</b>				
LAP	LAP TIME	DIFF	MPH	TIME OF DAY
1 -	3:14.093	21.607	55.06	14:09:44.407
2 -	2:53.951	1.465	61.44	14:12:38.358
3 -	2:54.168	1.682	61.36	14:15:32.526

DIFF = Difference To Personal Best Lap

4 -	<b>2:52.486 (1)</b>		<b>61.96</b>	<b>14:18:25.012</b>
5 -	2:52.893 (2)	0.407	61.81	14:21:17.905
6 -	2:53.271 (3)	0.785	61.68	14:24:11.176

<b>P34 26 Leon WILDE</b>				
LAP	LAP TIME	DIFF	MPH	TIME OF DAY
1 -	3:16.526	19.283	54.38	14:09:46.840
2 -	2:58.513	1.270	59.87	14:12:45.353
3 -	2:59.164	1.921	59.65	14:15:44.517
4 -	2:57.603 (3)	0.360	60.17	14:18:42.120
5 -	2:57.449 (2)	0.206	60.23	14:21:39.569
6 -	<b>2:57.243 (1)</b>		<b>60.30</b>	<b>14:24:36.812</b>

**BRSCC Snetterton Spring Race Weekend**  
**Nankang Tyre CityCar Cup Championship**  
**RACE 11 - STATISTICS**

**Competitors Started** 34  
**Planned Start** 2024-04-07 @ 14:10:00.000  
**Actual Start** 2024-04-07 @ 14:06:30.313  
**Finish Time** 2024-04-07 @ 14:22:37.569  
**Track Length** 2.9689mi.  
**Total Laps** 204  
**Total Distance Covered** 605.6579mi.

**Session Fastest Lap History**

NO	CL	NAME	LAP TIME	TIME OF DAY	LAP	VEHICLE
42		Toby OWEN	2:50.495	14:09:20.816	1	Toyota Aygo
42		Toby OWEN	2:40.445	14:12:01.261	2	Toyota Aygo
21		Christopher MACKENZIE	2:39.174	14:12:01.372	2	Citroen C1
27	SMC	Joshua JACKSON	2:38.880	14:12:01.828	2	Citroen C1
65	SMC	Richard JEPP	2:38.849	14:19:59.506	5	Peugeot 107
27	SMC	Joshua JACKSON	2:38.632	14:20:00.336	5	Citroen C1
18		Stuart BLISS	2:37.930	14:20:00.481	5	Toyota Aygo
18		Stuart BLISS	2:37.753	14:22:38.235	6	Toyota Aygo
392		Christopher PARKES	2:37.297	14:22:39.411	6	Citroen C1

**Session Leader History**

NO	CL	NAME	FROM LAP	LAPS LED	DISTANCE	VEHICLE
42		Toby OWEN	1	2	5.93 miles	Toyota Aygo
65	SMC	Richard JEPP	3	3	8.90 miles	Peugeot 107
18		Stuart BLISS	6	1	2.96 miles	Toyota Aygo

**Flag History**

TYPE	TIME OF DAY
GREEN	14:06:30.313
FINISH	14:22:37.569

**Flag Statistics**

TYPE	COUNT	TOTAL LAPS	TOTAL TIME
Green	1	6	18:13.607
Red	0	0	0.000
Safety Car	0	0	0.000
FCY	0	0	0.000

**BRSCC Snetterton Spring Race Weekend**  
**Nankang Tyre CityCar Cup Championship**  
**RACE 11 - STATISTICS**

**CLASS :**

19 Starters

**Fastest Lap History**

NO	NAME	LAP TIME	TIME OF DAY	LAP	VEHICLE
42	Toby OWEN	<b>2:50.495</b>	14:09:20.816	1	Toyota Aygo
42	Toby OWEN	<b>2:40.445</b>	14:12:01.261	2	Toyota Aygo
21	Christopher MACKENZIE	<b>2:39.174</b>	14:12:01.372	2	Citroen C1
18	Stuart BLISS	<b>2:38.943</b>	14:12:02.136	2	Toyota Aygo
18	Stuart BLISS	<b>2:37.930</b>	14:20:00.481	5	Toyota Aygo
18	Stuart BLISS	<b>2:37.753</b>	14:22:38.235	6	Toyota Aygo
392	Christopher PARKES	<b>2:37.297</b>	14:22:39.411	6	Citroen C1

**Leader History**

NO	NAME	FROM LAP	LAPS LED	DISTANCE	VEHICLE
42	Toby OWEN	1	4	11.87 miles	Toyota Aygo
18	Stuart BLISS	5	2	5.93 miles	Toyota Aygo

**BRSCC Snetterton Spring Race Weekend**  
**Nankang Tyre CityCar Cup Championship**  
**RACE 11 - STATISTICS**

**CLASS : SMC**

**9 Starters**

**Fastest Lap History**

NO	NAME	LAP TIME	TIME OF DAY	LAP	VEHICLE
65	Richard JEPP	<b>2:52.066</b>	14:09:22.387	1	Peugeot 107
65	Richard JEPP	<b>2:39.274</b>	14:12:01.571	2	Peugeot 107
27	Joshua JACKSON	<b>2:38.880</b>	14:12:01.828	2	Citroen C1
65	Richard JEPP	<b>2:38.849</b>	14:19:59.506	5	Peugeot 107
27	Joshua JACKSON	<b>2:38.632</b>	14:20:00.336	5	Citroen C1
57	Jack WHEELER	<b>2:38.188</b>	14:20:01.625	5	Citroen C1

**Leader History**

NO	NAME	FROM LAP	LAPS LED	DISTANCE	VEHICLE
65	Richard JEPP	1	5	14.84 miles	Peugeot 107
27	Joshua JACKSON	6	1	2.96 miles	Citroen C1

**BRSCC Snetterton Spring Race Weekend**  
**Nankang Tyre CityCar Cup Championship**  
**RACE 11 - STATISTICS**

**CLASS : SMC (N)**

**3 Starters**

**Fastest Lap History**

NO	NAME	LAP TIME	TIME OF DAY	LAP	VEHICLE
52	Rory PICKLES	<b>2:59.640</b>	14:09:29.980	1	Citroen C1
52	Rory PICKLES	<b>2:42.231</b>	14:12:12.212	2	Citroen C1
12	Brady POLLOCK	<b>2:42.212</b>	14:12:15.890	2	Toyota Aygo
52	Rory PICKLES	<b>2:40.457</b>	14:14:52.573	3	Citroen C1
12	Brady POLLOCK	<b>2:40.171</b>	14:17:37.553	4	Toyota Aygo
52	Rory PICKLES	<b>2:40.036</b>	14:20:13.800	5	Citroen C1
12	Brady POLLOCK	<b>2:39.091</b>	14:20:16.739	5	Toyota Aygo
12	Brady POLLOCK	<b>2:38.247</b>	14:22:54.987	6	Toyota Aygo

**Leader History**

NO	NAME	FROM LAP	LAPS LED	DISTANCE	VEHICLE
52	Rory PICKLES	1	6	17.81 miles	Citroen C1

**BRSCC Snetterton Spring Race Weekend**  
**Nankang Tyre CityCar Cup Championship**  
**RACE 11 - STATISTICS**

**CLASS : N**

**3 Starters**

**Fastest Lap History**

NO	NAME	LAP TIME	TIME OF DAY	LAP	VEHICLE
68	John SYKES	<b>3:02.472</b>	14:09:32.799	1	Toyota Aygo
68	John SYKES	<b>2:48.016</b>	14:12:20.802	2	Toyota Aygo
61	Fenn CURRAN	<b>2:46.259</b>	14:12:22.675	2	Citroen C1
68	John SYKES	<b>2:45.985</b>	14:15:06.799	3	Toyota Aygo
61	Fenn CURRAN	<b>2:44.713</b>	14:15:07.389	3	Citroen C1
61	Fenn CURRAN	<b>2:43.942</b>	14:17:51.328	4	Citroen C1

**Leader History**

NO	NAME	FROM LAP	LAPS LED	DISTANCE	VEHICLE
68	John SYKES	1	3	8.90 miles	Toyota Aygo
61	Fenn CURRAN	4	1	2.96 miles	Citroen C1
68	John SYKES	5	2	5.93 miles	Toyota Aygo