



# GAZ SHOCKS MAZDA MX-5 CHAMPIONSHIP



BRSCC Snetterton Spring Race Meeting

Snetterton 300

6<sup>th</sup> / 7<sup>th</sup> April 2024



Timing & Results Provided by Timing Solutions Ltd

[www.tsl-timing.com](http://www.tsl-timing.com)



Snetterton

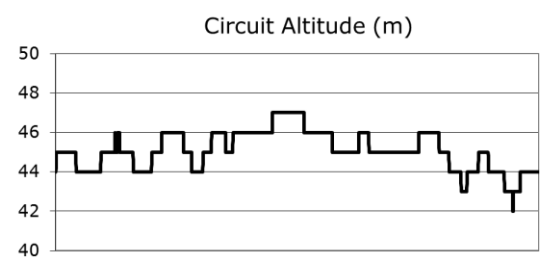
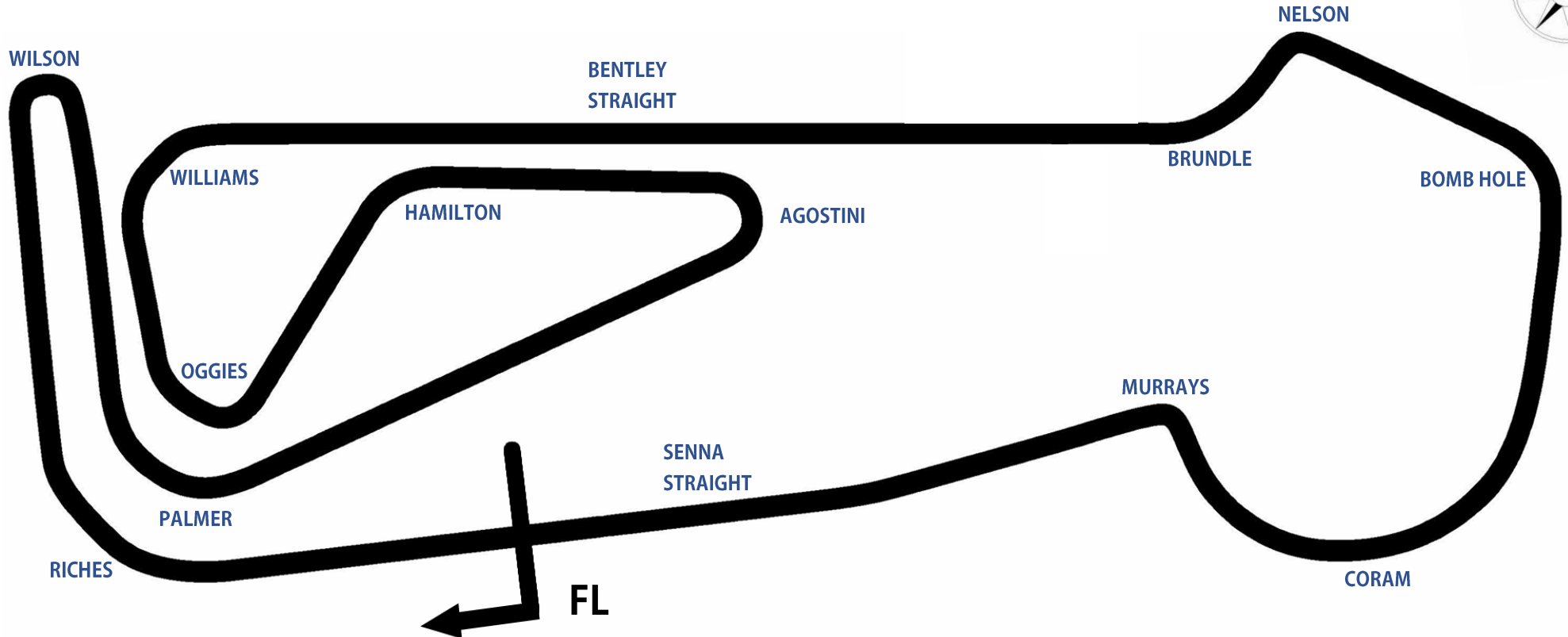
# Snetterton 300 Circuit

Norwich, Norfolk, UK



SPORTS TIMING

TIMING SOLUTIONS LTD



<b>Length</b>	2.9689 miles   4.778 km   4778.0 m		
<b>FL</b>		52.46340 N	0.94476 E
<b>Pit Entry</b>	4572m	52.46364 N	0.94774 E
<b>Pit Exit</b>	40m after FL	52.46338 N	0.94420 E
<b>Pit Entry - Pit Exit</b>	246m, 17.75 @ 50kph, 14.7s @ 60kph		

Results & Live Timing available at – [www.tsl-timing.com](http://www.tsl-timing.com)

Updated - 14/03/2024 14:52

## BRSCC Snetterton Spring Race Weekend

## GAZ Shocks Mazda MX-5 Championship

## QUALIFYING - RACE 6 - CLASSIFICATION - AMENDED



POS	NO	CL	PIC	NAME	ENTRY	TIME	ON	LAPS	GAP	DIFF	MPH
1	75		1	Thomas LANGFORD	Mazda MX-5 Mk1	2:19.802	7	9			76.45
2	36*		2	Jack NOLLER	Mazda MX-5 Mk1	2:20.026	7	9	0.224	0.224	76.32
3	27		3	Luke PULLEN	Mazda MX-5 Mk1	2:20.236	7	9	0.434	0.210	76.21
4	19*		4	Adam SPARROW	Mazda MX-5 Mk1	2:20.659	6	9	0.857	0.423	75.98
5	263	(G)	1	Fraser FENWICK	Mazda MX-5 Mk1	2:20.730	7	8	0.928	0.071	75.94
6	88		5	William CHADWICK	Mazda MX-5 Mk1	2:21.208	7	7	1.406	0.478	75.69
7	71		6	Ben SHORT	Mazda MX-5 Mk1	2:21.248	7	8	1.446	0.040	75.66
8	8*		7	Neil CHISNALL	Mazda MX-5 Mk1	2:21.976	8	9	2.174	0.728	75.28
9	24*		8	Oliver GRAHAM	Mazda MX-5 Mk1	2:21.997	4	8	2.195	0.021	75.26
10	13*		9	Levi AISBETT	Mazda MX-5 Mk1	2:22.336	4	8	2.534	0.339	75.09
11	7	M	1	Tim DORE	Mazda MX-5 Mk1	2:22.399	8	8	2.597	0.063	75.05
12	22		10	Michael GREEN	Mazda MX-5 Mk1	2:23.169	7	8	3.367	0.770	74.65
13	17*		11	Harry STORER	Mazda MX-5 Mk1	2:24.127	8	9	4.325	0.958	74.15
14	95		12	Adam ZIEBA	Mazda MX-5 Mk1	2:24.757	3	6	4.955	0.630	73.83
15	577	M	2	Chris THELWELL	Mazda MX-5 Mk1	2:25.466	4	9	5.664	0.709	73.47
16	45	M	3	Graham RUMSEY	Mazda MX-5 Mk1	2:25.635	5	9	5.833	0.169	73.38
17	67	M	4	Clive CHISNALL	Mazda MX-5 Mk1	2:27.336	6	8	7.534	1.701	72.54
18	991*	M	5	Simon PRIVETT	Mazda MX-5 Mk1	2:28.385	6	7	8.583	1.049	72.02
19	50*	M	6	Tim STORER	Mazda MX-5 Mk1	2:28.675	5	8	8.873	0.290	71.88
20	78	M	7	Richard BARTLETT	Mazda MX-5 Mk1	2:28.840	6	8	9.038	0.165	71.80
21	72	M(G)	1	Andrew STORER	Mazda MX-5 Mk1	2:28.901	4	8	9.099	0.061	71.77
DQ	54*			Jack MOODY	Mazda MX-5 Mk1						

Comments: Car 544 - Disqualified from meeting for Engines ref Reg 5.7  
 No. 8, 17, 19, 24, 36, 50, 991 - 1 Lap time disallowed; exceeding track limits.  
 No. 13 - 2 Lap times disallowed; exceeding track limits.

Weather / Track : Cloudy / Dry

These results are provisional until the conclusion of any judicial and technical matters.

Date: 06/04/2024 Start: 10:06 Finish: 10:27

Snetterton 300: 2.9689 miles

Clerk Of Course: Paul Levitt

Stewards:

Timekeeper: Lisa Sneider



Results can be found at [www.tsl-timing.com](http://www.tsl-timing.com)

Printed - 17:50 Sunday, 07 April 2024



# BRSCC Snetterton Spring Race Weekend

## GAZ Shocks Mazda MX-5 Championship

### QUALIFYING - RACE 6 - LAP ANALYSIS

DIFF = Difference To Personal Best Lap

P1 75 Thomas LANGFORD				
LAP	LAP TIME	DIFF	MPH	TIME OF DAY
1 -	2:26.423	6.621	72.99	10:09:29.218
2 -	2:22.895	3.093	74.79	10:11:52.113
3 -	2:22.065	2.263	75.23	10:14:14.178
4 -	2:20.364 (2)	0.562	76.14	10:16:34.542
5 -	2:20.913	1.111	75.84	10:18:55.455
6 -	2:20.447 (3)	0.645	76.10	10:21:15.902
7 -	<b>2:19.802 (1)</b>		<b>76.45</b>	<b>10:23:35.704</b>
8 -	2:25.235	5.433	73.59	10:26:00.939
9 -	2:22.626	2.824	74.93	10:28:23.565

P2 36 Jack NOLLER				
LAP	LAP TIME	DIFF	MPH	TIME OF DAY
1 -	2:27.484	7.458	72.46	10:09:26.631
2 -	<del>2:24.330</del> D	1.304	75.62	10:11:47.961
3 -	2:21.589	1.563	75.48	10:14:09.550
4 -	2:24.829	4.803	73.79	10:16:34.379
5 -	2:22.401	2.375	75.05	10:18:56.780
6 -	2:21.654	1.628	75.45	10:21:18.434
7 -	<b>2:20.026 (1)</b>		<b>76.32</b>	<b>10:23:38.460</b>
8 -	2:20.880 (2)	0.854	75.86	10:25:59.340
9 -	2:21.177 (3)	1.151	75.70	10:28:20.517

P3 27 Luke PULLEN				
LAP	LAP TIME	DIFF	MPH	TIME OF DAY
1 -	2:26.127	5.891	73.14	10:09:30.181
2 -	2:22.821	2.585	74.83	10:11:53.002
3 -	2:21.397	1.161	75.58	10:14:14.399
4 -	2:20.842 (2)	0.606	75.88	10:16:35.241
5 -	2:20.923 (3)	0.687	75.84	10:18:56.164
6 -	2:21.734	1.498	75.40	10:21:17.898
7 -	<b>2:20.236 (1)</b>		<b>76.21</b>	<b>10:23:38.134</b>
8 -	2:21.046	0.810	75.77	10:25:59.180
9 -	2:22.411	2.175	75.05	10:28:21.591

P4 19 Adam SPARROW				
LAP	LAP TIME	DIFF	MPH	TIME OF DAY
1 -	2:26.127	5.468	73.14	10:09:23.904
2 -	2:21.586	0.927	75.48	10:11:45.490
3 -	2:26.364	5.705	73.02	10:14:11.854
4 -	2:20.859 (2)	0.200	75.87	10:16:32.713
5 -	2:23.705	3.046	74.37	10:18:56.418
6 -	<b>2:20.659 (1)</b>		<b>75.98</b>	<b>10:21:17.077</b>
7 -	<del>2:20.492</del> D		76.23	10:23:37.269
8 -	2:22.227	1.568	75.14	10:25:59.496
9 -	2:21.475 (3)	0.816	75.54	10:28:20.971

P5 263 Fraser FENWICK				
LAP	LAP TIME	DIFF	MPH	TIME OF DAY
1 -	2:29.510	8.780	71.48	10:09:54.289
2 -	2:23.453	2.723	74.50	10:12:17.742
3 -	2:22.311	1.581	75.10	10:14:40.053
4 -	2:21.470 (2)	0.740	75.55	10:17:01.523
5 -	3:10.203 P	49.473	56.19	10:20:11.726
6 -	2:23.478	2.748	74.49	10:22:35.204
7 -	<b>2:20.730 (1)</b>		<b>75.94</b>	<b>10:24:55.934</b>
8 -	2:22.003 (3)	1.273	75.26	10:27:17.937

DIFF = Difference To Personal Best Lap

P6 88 William CHADWICK				
LAP	LAP TIME	DIFF	MPH	TIME OF DAY
1 -	2:34.626	13.418	69.12	10:09:40.615
2 -	2:29.218 (3)	8.010	71.62	10:12:09.833
3 -	2:22.956 (2)	1.748	74.76	10:14:32.789
4 -	4:43.016 P	2:21.808	37.76	10:19:15.805
5 -	2:59.097	37.889	59.67	10:22:14.902
6 -	2:43.173	21.965	65.50	10:24:58.075
7 -	<b>2:21.208 (1)</b>		<b>75.69</b>	<b>10:27:19.283</b>

P7 71 Ben SHORT				
LAP	LAP TIME	DIFF	MPH	TIME OF DAY
1 -	2:27.067	5.819	72.67	10:09:27.265
2 -	2:21.929	0.681	75.30	10:11:49.194
3 -	2:21.837	0.589	75.35	10:14:11.031
4 -	2:21.457 (2)	0.209	75.55	10:16:32.488
5 -	3:39.731 P	1:18.483	48.64	10:20:12.219
6 -	2:23.796	2.548	74.32	10:22:36.015
7 -	<b>2:21.248 (1)</b>		<b>75.66</b>	<b>10:24:57.263</b>
8 -	2:21.809 (3)	0.561	75.36	10:27:19.072

P8 8 Neil CHISNALL				
LAP	LAP TIME	DIFF	MPH	TIME OF DAY
1 -	2:27.102	5.126	72.65	10:09:25.778
2 -	2:22.519	0.543	74.99	10:11:48.297
3 -	2:22.001 (2)	0.025	75.26	10:14:10.298
4 -	2:23.054	1.078	74.71	10:16:33.352
5 -	2:22.067 (3)	0.091	75.23	10:18:55.419
6 -	2:22.608	0.632	74.94	10:21:18.027
7 -	<del>2:22.544</del> D	0.568	74.98	10:23:40.571
8 -	<b>2:21.976 (1)</b>		<b>75.28</b>	<b>10:26:02.547</b>
9 -	2:22.092	0.116	75.21	10:28:24.639

P9 24 Oliver GRAHAM				
LAP	LAP TIME	DIFF	MPH	TIME OF DAY
1 -	2:27.196	5.199	72.61	10:09:44.816
2 -	<del>2:22.842</del> D	0.815	74.84	10:12:07.628
3 -	2:22.839	0.842	74.82	10:14:30.467
4 -	<b>2:21.997 (1)</b>		<b>75.26</b>	<b>10:16:52.464</b>
5 -	3:20.997 P	59.000	53.17	10:20:13.461
6 -	2:24.136	2.139	74.15	10:22:37.597
7 -	2:22.273 (2)	0.276	75.12	10:24:59.870
8 -	2:22.543 (3)	0.546	74.98	10:27:22.413

P10 544 Jack MOODY				
LAP	LAP TIME	DIFF	MPH	TIME OF DAY
1 -	2:27.323	5.133	72.54	10:09:28.334
2 -	2:22.994 (3)	0.804	74.74	10:11:51.328
3 -	2:22.675 (2)	0.485	74.91	10:14:14.003
4 -	2:23.249	1.059	74.61	10:16:37.252
5 -	<b>2:22.190 (1)</b>		<b>75.16</b>	<b>10:18:59.442</b>
6 -	2:23.832	1.642	74.30	10:21:23.274

P11 13 Levi AISBETT				
LAP	LAP TIME	DIFF	MPH	TIME OF DAY
1 -	2:27.345	5.009	72.53	10:09:27.011
2 -	<del>2:23.424</del> D	1.085	74.52	10:11:50.432
3 -	<del>2:24.635</del> D	2.299	73.89	10:14:15.067
4 -	<b>2:22.336 (1)</b>		<b>75.09</b>	<b>10:16:37.403</b>
5 -	2:23.251 (2)	0.915	74.61	10:19:00.654

# BRSCC Snetterton Spring Race Weekend

## GAZ Shocks Mazda MX-5 Championship

### QUALIFYING - RACE 6 - LAP ANALYSIS

DIFF = Difference To Personal Best Lap

6 -	2:24.034 (3)	1.698	74.20	10:21:24.688
7 -	2:28.404	6.068	72.02	10:23:53.092
8 -	3:14.457	52.121	54.96	10:27:07.549

P12 7 Tim DORE				
LAP	LAP TIME	DIFF	MPH	TIME OF DAY
1 -	2:28.603	6.204	71.92	10:09:34.957
2 -	2:25.089	2.690	73.66	10:12:00.046
3 -	2:23.437	1.038	74.51	10:14:23.483
4 -	2:23.130	0.731	74.67	10:16:46.613
5 -	2:22.910 (3)	0.511	74.78	10:19:09.523
6 -	2:22.741 (2)	0.342	74.87	10:21:32.264
7 -	2:41.567	19.168	66.15	10:24:13.831
8 -	<b>2:22.399 (1)</b>		<b>75.05</b>	<b>10:26:36.230</b>

P13 22 Michael GREEN				
LAP	LAP TIME	DIFF	MPH	TIME OF DAY
1 -	2:29.330	6.161	71.57	10:09:43.083
2 -	2:24.378 (3)	1.209	74.02	10:12:07.461
3 -	2:25.086	1.917	73.66	10:14:32.547
4 -	2:25.991	2.822	73.21	10:16:58.538
5 -	3:51.254 P	1:28.085	46.21	10:20:49.792
6 -	2:50.235	27.066	62.78	10:23:40.027
7 -	<b>2:23.169 (1)</b>		<b>74.65</b>	<b>10:26:03.196</b>
8 -	2:23.800 (2)	0.631	74.32	10:28:26.996

P14 17 Harry STORER				
LAP	LAP TIME	DIFF	MPH	TIME OF DAY
1 -	2:30.443	6.316	71.04	10:09:43.795
2 -	<del>2:25.282</del> D	1.155	73.56	10:12:09.077
3 -	2:24.923	0.796	73.75	10:14:34.000
4 -	2:24.517	0.390	73.95	10:16:58.517
5 -	2:25.033	0.906	73.69	10:19:23.550
6 -	2:24.271 (3)	0.144	74.08	10:21:47.821
7 -	2:24.247 (2)	0.120	74.09	10:24:12.068
8 -	<b>2:24.127 (1)</b>		<b>74.15</b>	<b>10:26:36.195</b>
9 -	2:37.280	13.153	67.95	10:29:13.475

P15 95 Adam ZIEBA				
LAP	LAP TIME	DIFF	MPH	TIME OF DAY
1 -	2:31.747	6.990	70.43	10:09:51.330
2 -	2:26.831	2.074	72.79	10:12:18.161
3 -	<b>2:24.757 (1)</b>		<b>73.83</b>	<b>10:14:42.918</b>
4 -	2:25.180 (2)	0.423	73.61	10:17:08.098
5 -	2:26.133	1.376	73.13	10:19:34.231
6 -	2:25.866 (3)	1.109	73.27	10:22:00.097

P16 577 Chris THELWELL				
LAP	LAP TIME	DIFF	MPH	TIME OF DAY
1 -	2:32.969	7.503	69.87	10:09:40.187
2 -	2:26.029	0.563	73.19	10:12:06.216
3 -	2:29.055	3.589	71.70	10:14:35.271
4 -	<b>2:25.466 (1)</b>		<b>73.47</b>	<b>10:17:00.737</b>
5 -	2:25.943 (3)	0.477	73.23	10:19:26.680
6 -	2:25.878 (2)	0.412	73.26	10:21:52.558
7 -	2:26.035	0.569	73.18	10:24:18.593
8 -	2:26.020	0.554	73.19	10:26:44.613
9 -	2:26.244	0.778	73.08	10:29:10.857

DIFF = Difference To Personal Best Lap

P17 45 Graham RUMSEY				
LAP	LAP TIME	DIFF	MPH	TIME OF DAY
1 -	2:33.484	7.849	69.63	10:09:37.011
2 -	2:28.364	2.729	72.03	10:12:05.375
3 -	2:27.805	2.170	72.31	10:14:33.180
4 -	2:27.004	1.369	72.70	10:17:00.184
5 -	<b>2:25.635 (1)</b>		<b>73.38</b>	<b>10:19:25.819</b>
6 -	2:26.473	0.838	72.96	10:21:52.292
7 -	2:26.647	1.012	72.88	10:24:18.939
8 -	2:26.031 (2)	0.396	73.19	10:26:44.970
9 -	2:26.221 (3)	0.586	73.09	10:29:11.191

P18 67 Clive CHISNALL				
LAP	LAP TIME	DIFF	MPH	TIME OF DAY
1 -	2:33.174	5.838	69.77	10:09:45.088
2 -	2:27.507 (2)	0.171	72.45	10:12:12.595
3 -	2:27.689 (3)	0.353	72.36	10:14:40.284
4 -	2:27.809	0.473	72.31	10:17:08.093
5 -	2:28.222	0.886	72.10	10:19:36.315
6 -	<b>2:27.336 (1)</b>		<b>72.54</b>	<b>10:22:03.651</b>
7 -	2:37.509	10.173	67.85	10:24:41.160
8 -	2:30.930	3.594	70.81	10:27:12.090

P19 991 Simon PRIVETT				
LAP	LAP TIME	DIFF	MPH	TIME OF DAY
1 -	2:33.867	5.482	69.46	10:09:59.894
2 -	2:28.981 (3)	0.596	71.74	10:12:28.875
3 -	<del>2:29.382</del> D	0.997	71.54	10:14:58.257
4 -	2:29.143	0.758	71.66	10:17:27.400
5 -	2:28.833 (2)	0.448	71.81	10:19:56.233
6 -	<b>2:28.385 (1)</b>		<b>72.02</b>	<b>10:22:24.618</b>
7 -	2:48.715	20.330	63.34	10:25:13.333

P20 50 Tim STORER				
LAP	LAP TIME	DIFF	MPH	TIME OF DAY
1 -	2:34.849	6.174	69.02	10:09:53.279
2 -	2:30.007	1.332	71.25	10:12:23.286
3 -	<del>2:29.785</del> D	1.110	71.35	10:14:53.071
4 -	2:28.928 (2)	0.253	71.76	10:17:21.999
5 -	<b>2:28.675 (1)</b>		<b>71.88</b>	<b>10:19:50.674</b>
6 -	2:29.393	0.718	71.54	10:22:20.067
7 -	2:29.132 (3)	0.457	71.66	10:24:49.199
8 -	2:29.679	1.004	71.40	10:27:18.878

P21 78 Richard BARTLETT				
LAP	LAP TIME	DIFF	MPH	TIME OF DAY
1 -	2:38.830	9.990	67.29	10:09:47.489
2 -	2:30.411 (2)	1.571	71.05	10:12:17.900
3 -	2:31.814	2.974	70.40	10:14:49.714
4 -	2:30.542	1.702	70.99	10:17:20.256
5 -	2:31.736	2.896	70.43	10:19:51.992
6 -	<b>2:28.840 (1)</b>		<b>71.80</b>	<b>10:22:20.832</b>
7 -	2:31.300	2.460	70.64	10:24:52.132
8 -	2:30.414 (3)	1.574	71.05	10:27:22.546

P22 72 Andrew STORER				
LAP	LAP TIME	DIFF	MPH	TIME OF DAY
1 -	2:35.717	6.816	68.63	10:09:51.171
2 -	2:30.755	1.854	70.89	10:12:21.926
3 -	2:29.689 (3)	0.788	71.40	10:14:51.615

**BRSCC Snetterton Spring Race Weekend**  
**GAZ Shocks Mazda MX-5 Championship**  
**QUALIFYING - RACE 6 - LAP ANALYSIS**

DIFF = Difference To Personal Best Lap

<b>4 -</b>	<b>2:28.901 (1)</b>		<b>71.77</b>	<b>10:17:20.516</b>
5 -	2:29.708	0.807	71.39	10:19:50.224
6 -	2:30.044	1.143	71.23	10:22:20.268
7 -	2:29.939	1.038	71.28	10:24:50.207
8 -	2:29.057 (2)	0.156	71.70	10:27:19.264

**BRSCC Snetterton Spring Race Weekend**  
**GAZ Shocks Mazda MX-5 Championship**  
**QUALIFYING - RACE 6 - STATISTICS**

**Competitors Started** 22  
**Planned Start** 2024-04-06 @ 10:20:00.000  
**Actual Start** 2024-04-06 @ 10:06:55.702  
**Finish Time** 2024-04-06 @ 10:27:02.314  
**Track Length** 2.9689mi.  
**Total Laps** 178  
**Total Distance Covered** 528.4662mi.

**Session Fastest Lap History**

NO	CL	NAME	LAP TIME	TIME OF DAY	LAP	VEHICLE
19		Adam SPARROW	<b>2:21.586</b>	10:11:45.496	2	Mazda MX-5 Mk1
27		Luke PULLEN	<b>2:21.397</b>	10:14:14.405	3	Mazda MX-5 Mk1
19		Adam SPARROW	<b>2:20.859</b>	10:16:32.725	4	Mazda MX-5 Mk1
75		Thomas LANGFORD	<b>2:20.364</b>	10:16:34.553	4	Mazda MX-5 Mk1
75		Thomas LANGFORD	<b>2:19.802</b>	10:23:35.716	7	Mazda MX-5 Mk1

**Flag History**

TYPE	TIME OF DAY
GREEN	10:06:55.702
FINISH	10:27:02.314

**Flag Statistics**

TYPE	COUNT	TOTAL LAPS	TOTAL TIME
Green	1	9	24:03.525
Red	0	0	0.000
Safety Car	0	0	0.000
FCY	0	0	0.000

**BRSCC Snetterton Spring Race Weekend**  
**GAZ Shocks Mazda MX-5 Championship**  
**QUALIFYING - RACE 6 - STATISTICS**

**CLASS :**

13 Starters

**Fastest Lap History**

NO	NAME	LAP TIME	TIME OF DAY	LAP	VEHICLE
19	Adam SPARROW	<b>2:21.586</b>	10:11:45.496	2	Mazda MX-5 Mk1
27	Luke PULLEN	<b>2:21.397</b>	10:14:14.405	3	Mazda MX-5 Mk1
19	Adam SPARROW	<b>2:20.859</b>	10:16:32.725	4	Mazda MX-5 Mk1
75	Thomas LANGFORD	<b>2:20.364</b>	10:16:34.553	4	Mazda MX-5 Mk1
75	Thomas LANGFORD	<b>2:19.802</b>	10:23:35.716	7	Mazda MX-5 Mk1



**BRSCC Snetterton Spring Race Weekend**  
**GAZ Shocks Mazda MX-5 Championship**  
**QUALIFYING - RACE 6 - STATISTICS**

**CLASS : M**

**7 Starters**

**Fastest Lap History**

NO	NAME	LAP TIME	TIME OF DAY	LAP	VEHICLE
7	Tim DORE	<b>2:25.089</b>	10:12:00.053	2	Mazda MX-5 Mk1
7	Tim DORE	<b>2:23.437</b>	10:14:23.492	3	Mazda MX-5 Mk1
7	Tim DORE	<b>2:23.130</b>	10:16:46.621	4	Mazda MX-5 Mk1
7	Tim DORE	<b>2:22.910</b>	10:19:09.531	5	Mazda MX-5 Mk1
7	Tim DORE	<b>2:22.741</b>	10:21:32.272	6	Mazda MX-5 Mk1
7	Tim DORE	<b>2:22.399</b>	10:26:36.230	8	Mazda MX-5 Mk1

**BRSCC Snetterton Spring Race Weekend**  
**GAZ Shocks Mazda MX-5 Championship**  
**QUALIFYING - RACE 6 - STATISTICS**

**CLASS : M (G)**

1 Starters

**Fastest Lap History**

NO	NAME	LAP TIME	TIME OF DAY	LAP	VEHICLE
72	Andrew STORER	<b>2:30.755</b>	10:12:21.936	2	Mazda MX-5 Mk1
72	Andrew STORER	<b>2:29.689</b>	10:14:51.625	3	Mazda MX-5 Mk1
72	Andrew STORER	<b>2:28.901</b>	10:17:20.525	4	Mazda MX-5 Mk1

**BRSCC Snetterton Spring Race Weekend**  
**GAZ Shocks Mazda MX-5 Championship**  
**QUALIFYING - RACE 6 - STATISTICS**

**CLASS : (G)**

1 Starters

**Fastest Lap History**

NO	NAME	LAP TIME	TIME OF DAY	LAP	VEHICLE
263	Fraser FENWICK	<b>2:23.453</b>	10:12:17.746	2	Mazda MX-5 Mk1
263	Fraser FENWICK	<b>2:22.311</b>	10:14:40.058	3	Mazda MX-5 Mk1
263	Fraser FENWICK	<b>2:21.470</b>	10:17:01.529	4	Mazda MX-5 Mk1
263	Fraser FENWICK	<b>2:20.730</b>	10:24:55.941	7	Mazda MX-5 Mk1

**BRSCC Snetterton Spring Race Weekend**

**GAZ Shocks Mazda MX-5 Championship**

**RACE 6 - GRID (20 minutes)**



ROW 11	21	2:28.840	<b>78</b> Richard BARTLETT	22	2:28.901	<b>72</b> Andrew STORER		
ROW 10			19	2:28.385	<b>991</b> Simon PRIVETT	20	2:28.675	<b>50</b> Tim STORER
ROW 9	17	2:25.635	<b>45</b> Graham RUMSEY	18	2:27.336	<b>67</b> Clive CHISNALL		
ROW 8			15	2:24.757	<b>95</b> Adam ZIEBA	16	2:25.466	<b>577</b> Chris THELWELL
ROW 7	13	2:23.169	<b>22</b> Michael GREEN	14	2:24.127	<b>17</b> Harry STORER		
ROW 6			11	2:22.336	<b>13</b> Levi AISBETT	12	2:22.399	<b>7</b> Tim DORE
ROW 5	9	2:21.997	<b>24</b> Oliver GRAHAM	10	2:22.190	<b>544</b> Jack MOODY		
ROW 4			7	2:21.248	<b>71</b> Ben SHORT	8	2:21.976	<b>8</b> Neil CHISNALL
ROW 3	5	2:20.730	<b>263</b> Fraser FENWICK	6	2:21.208	<b>88</b> William CHADWICK		
ROW 2			3	2:20.236	<b>27</b> Luke PULLEN	4	2:20.659	<b>19</b> Adam SPARROW
ROW 1	1	2:19.802	<b>75</b> Thomas LANGFORD	2	2:20.026	<b>36</b> Jack NOLLER		
<b>Pole</b>								

These results are provisional until the conclusion of any judicial and technical matters.

Snetterton 300: 2.9689 miles

Clerk Of Course:	Stewards:	Timekeeper: Lisa Sneader	
------------------	-----------	--------------------------	--

Results can be found at [www.tsl-timing.com](http://www.tsl-timing.com)

Printed - 10:34 Saturday, 06 April 2024



**BRSCC Snetterton Spring Race Weekend**  
**GAZ Shocks Mazda MX-5 Championship**  
**RACE 6 - CLASSIFICATION - AMENDED**  
Race Distance: 9 Laps / 26.72 miles



POS	NO	CL	PIC	NAME	ENTRY	LAPS	TIME	GAP	DIFF	MPH	BEST	ON	GRD	↑↓
1	263	(G)	1	Fraser FENWICK	Mazda MX-5 Mk1	9	21:18.894			75.21	<b>2:20.569</b>	7	5	4
2	36		1	Jack NOLLER	Mazda MX-5 Mk1	9	21:19.351	<b>0.457</b>	0.457	75.18	<b>2:20.711</b>	4	2	0
3	27		2	Luke PULLEN	Mazda MX-5 Mk1	9	21:20.083	<b>1.189</b>	0.732	75.14	<b>2:20.465</b>	4	3	0
4	75		3	Thomas LANGFORD	Mazda MX-5 Mk1	9	21:20.367	<b>1.473</b>	0.284	75.12	<b>2:20.191</b>	6	1	-3
5	71		4	Ben SHORT	Mazda MX-5 Mk1	9	21:20.369	<b>1.475</b>	0.002	75.12	<b>2:20.723</b>	7	7	2
6	19		5	Adam SPARROW	Mazda MX-5 Mk1	9	21:20.446	<b>1.552</b>	0.077	75.12	<b>2:20.271</b>	6	4	-2
7	24		6	Oliver GRAHAM	Mazda MX-5 Mk1	9	21:20.946	<b>2.052</b>	0.500	75.09	<b>2:20.401</b>	4	9	2
8	88		7	William CHADWICK	Mazda MX-5 Mk1	9	21:21.641	<b>2.747</b>	0.695	75.05	<b>2:20.672</b>	7	6	-2
9	8		8	Neil CHISNALL	Mazda MX-5 Mk1	9	21:29.910	<b>11.016</b>	8.269	74.57	<b>2:21.677</b>	5	8	-1
10	7	M	1	Tim DORE	Mazda MX-5 Mk1	9	21:34.529	<b>15.635</b>	4.619	74.30	<b>2:21.864</b>	5	12	2
11	17		9	Harry STORER	Mazda MX-5 Mk1	9	21:44.807	<b>25.913</b>	10.278	73.72	<b>2:23.056</b>	7	14	3
12	22*		10	Michael GREEN	Mazda MX-5 Mk1	9	21:49.804	<b>30.910</b>	4.997	73.44	<b>2:23.615</b>	9	13	1
13	13		11	Levi AISBETT	Mazda MX-5 Mk1	9	21:59.762	<b>40.868</b>	9.958	72.88	<b>2:24.046</b>	8	11	-2
14	95		12	Adam ZIEBA	Mazda MX-5 Mk1	9	22:00.381	<b>41.487</b>	0.619	72.85	<b>2:24.406</b>	2	15	1
15	577	M	2	Chris THELWELL	Mazda MX-5 Mk1	9	22:06.540	<b>47.646</b>	6.159	72.51	<b>2:24.944</b>	7	16	1
16	45	M	3	Graham RUMSEY	Mazda MX-5 Mk1	9	22:08.503	<b>49.609</b>	1.963	72.40	<b>2:25.244</b>	6	17	1
17	67	M	4	Clive CHISNALL	Mazda MX-5 Mk1	9	22:23.915	<b>1:05.021</b>	15.412	71.57	<b>2:26.402</b>	2	18	1
18	50	M	5	Tim STORER	Mazda MX-5 Mk1	9	22:26.323	<b>1:07.429</b>	2.408	71.44	<b>2:26.680</b>	9	20	2
19	991	M	6	Simon PRIVETT	Mazda MX-5 Mk1	9	22:30.649	<b>1:11.755</b>	4.326	71.21	<b>2:27.876</b>	8	19	0
20	78	M	7	Richard BARTLETT	Mazda MX-5 Mk1	9	22:32.231	<b>1:13.337</b>	1.582	71.13	<b>2:27.364</b>	6	21	1
21	72	M(G)	1	Andrew STORER	Mazda MX-5 Mk1	9	22:33.324	<b>1:14.430</b>	1.093	71.07	<b>2:26.985</b>	6	22	1

NOT CLASSIFIED

DQ 544*	Jack MOODY	Mazda MX-5 Mk1	10
---------	------------	----------------	----

FASTEST LAP

75	Thomas LANGFORD	Mazda MX-5 Mk1	6	2:20.191	76.23 mph	122.69 kph
263 (G)	Fraser FENWICK	Mazda MX-5 Mk1	7	2:20.569	76.03 mph	122.36 kph
7 M	Tim DORE	Mazda MX-5 Mk1	5	2:21.864	75.34 mph	121.24 kph
72 M(G)	Andrew STORER	Mazda MX-5 Mk1	6	2:26.985	72.71 mph	117.02 kph

Comments: Car 22 - 5 second penalty applied for exceeding track limits  
Car 544 - Disqualified from meeting for Engines ref Reg 5.7

Weather / Track : Cloudy / Dry

Date: 06/04/2024 Start: 17:55 Finish: 18:16

These results are provisional until the conclusion of any judicial and technical matters.

Snetterton 300: 2.9689 miles

Clerk Of Course:	Stewards:	Timekeeper: Lisa Sneider	
------------------	-----------	--------------------------	--

Results can be found at [www.tsl-timing.com](http://www.tsl-timing.com)

Printed - 17:57 Sunday, 07 April 2024



# BRSCC Snetterton Spring Race Weekend

## GAZ Shocks Mazda MX-5 Championship

### RACE 6 - LAP CHART

LAP 1 @ 17:57:35.674			LAP 2 @ 17:59:56.989			LAP 3 @ 18:02:17.930			LAP 4 @ 18:04:38.641			LAP 5 @ 18:07:00.136		
NO	BEHIND	LAP TIME	NO	BEHIND	LAP TIME	NO	BEHIND	LAP TIME	NO	BEHIND	LAP TIME	NO	BEHIND	LAP TIME
36		2:28.506	36		2:21.315	36		2:20.941	36		2:20.711	36		2:21.495
19	0.128	2:28.634	19	0.126	2:21.313	75	0.175	2:20.684	27	0.197	2:20.465	27	0.128	2:21.426
75	0.272	2:28.778	75	0.432	2:21.475	19	0.312	2:21.127	75	0.322	2:20.858	263	0.393	2:21.121
27	0.305	2:28.811	27	0.654	2:21.664	27	0.443	2:20.730	263	0.767	2:20.604	19	1.368	2:21.873
263	0.693	2:29.199	263	0.998	2:21.620	263	0.874	2:20.817	19	0.990	2:21.389	544	1.535	2:21.063
71	1.272	2:29.778	71	1.737	2:21.780	71	1.825	2:21.029	544	1.967	2:20.456	71	1.755	2:20.966
544	1.599	2:30.105	544	1.967	2:21.683	544	2.222	2:21.196	71	2.284	2:21.170	75	2.884	2:24.057
88	2.334	2:30.840	24	2.805	2:21.749	24	2.788	2:20.924	24	2.478	2:20.401	24	3.012	2:22.029
24	2.371	2:30.877	88	3.084	2:22.065	88	3.269	2:21.126	88	3.341	2:20.783	88	3.402	2:21.556
7	4.565	2:33.071	7	6.193	2:22.943	8	7.461	2:21.999	8	8.887	2:22.137	8	9.069	2:21.677
8	4.984	2:33.490	8	6.403	2:22.734	7	8.127	2:22.875	7	9.897	2:22.481	7	10.266	2:21.864
22	5.697	2:34.203	22	8.194	2:23.812	22	11.339	2:24.086	22	14.459	2:23.831	17	16.472	2:23.084
17	5.936	2:34.442	17	8.962	2:24.341	17	11.819	2:23.798	17	14.883	2:23.775	22	16.768	2:23.804
95	6.481	2:34.987	95	9.572	2:24.406	95	13.505	2:24.874	95	17.515	2:24.721	95	22.039	2:26.019
45	7.033	2:35.539	45	11.820	2:26.102	13	16.887	2:24.895	13	22.470	2:26.294	13	27.241	2:26.266
13	8.023	2:36.529	13	12.933	2:26.225	45	17.047	2:26.168	45	22.499	2:26.163	577	29.394	2:27.827
577	8.391	2:36.897	577	13.278	2:26.202	577	17.625	2:25.288	577	23.062	2:26.148	45	29.548	2:28.544
67	9.393	2:37.899	67	14.480	2:26.402	67	22.658	2:29.119	67	30.205	2:28.258	67	36.491	2:27.781
50	11.943	2:40.449	991	20.898	2:30.140	50	29.267	2:29.291	991	37.240	2:28.478	50	43.851	2:27.901
991	12.073	2:40.579	50	20.917	2:30.289	991	29.473	2:29.516	50	37.445	2:28.889	991	44.026	2:28.281
72	12.400	2:40.906	72	21.246	2:30.161	72	31.649	2:31.344	72	39.168	2:28.230	72	45.727	2:28.054
78	13.219	2:41.725	78	21.884	2:29.980	78	31.833	2:30.890	78	40.187	2:29.065	78	46.321	2:27.629

# BRSCC Snetterton Spring Race Weekend

## GAZ Shocks Mazda MX-5 Championship

### RACE 6 - LAP CHART

LAP 6 @ 18:09:21.284			LAP 7 @ 18:11:42.404			LAP 8 @ 18:14:04.226			LAP 9 @ 18:16:26.062		
NO	BEHIND	LAP TIME	NO	BEHIND	LAP TIME	NO	BEHIND	LAP TIME	NO	BEHIND	LAP TIME
36		2:21.148	36		2:21.120	263		2:21.641	263		2:21.836
27	0.301	2:21.321	263	0.181	2:20.569	36	0.328	2:22.150	36	0.457	2:21.965
19	0.491	2:20.271	19	0.365	2:20.994	19	0.456	2:21.913	27	1.189	2:21.414
263	0.732	2:21.487	27	0.549	2:21.368	544	0.596	2:21.562	75	1.473	2:22.016
544	1.262	2:20.875	544	0.856	2:20.714	75	1.293	2:21.685	71	1.475	2:21.428
71	1.432	2:20.825	71	1.035	2:20.723	27	1.611	2:22.884	19	1.552	2:22.932
75	1.927	2:20.191	75	1.430	2:20.623	71	1.883	2:22.670	544	1.628	2:22.868
24	3.159	2:21.295	24	2.670	2:20.631	24	2.291	2:21.443	24	2.052	2:21.597
88	3.520	2:21.266	88	3.072	2:20.672	88	2.666	2:21.416	88	2.747	2:21.917
8	9.735	2:21.814	8	10.556	2:21.941	8	10.553	2:21.819	8	11.016	2:22.299
7	11.538	2:22.420	7	12.812	2:22.394	7	14.202	2:23.212	7	15.635	2:23.269
17	19.335	2:24.011	17	21.271	2:23.056	17	23.677	2:24.228	22	25.910	2:23.615
22	19.532	2:23.912	22	22.161	2:23.749	22	24.131	2:23.792	17	25.913	2:24.072
95	26.875	2:25.984	95	32.224	2:26.469	95	36.568	2:26.166	13	40.868	2:24.711
13	31.751	2:25.658	13	35.769	2:25.138	13	37.993	2:24.046	95	41.487	2:26.755
45	33.644	2:25.244	45	38.353	2:25.829	577	43.278	2:26.561	577	47.646	2:26.204
577	34.715	2:26.469	577	38.539	2:24.944	45	45.005	2:28.474	45	49.609	2:26.440
67	44.388	2:29.045	67	51.748	2:28.480	67	58.954	2:29.028	67	1:05.021	2:27.903
50	50.984	2:28.281	50	57.535	2:27.671	50	1:02.585	2:26.872	50	1:07.429	2:26.680
72	51.564	2:26.985	72	58.924	2:28.480	991	1:04.985	2:27.876	991	1:11.755	2:28.606
991	51.849	2:28.971	991	58.931	2:28.202	72	1:06.061	2:28.959	78	1:13.337	2:28.412
78	52.537	2:27.364	78	59.122	2:27.705	78	1:06.761	2:29.461	72	1:14.430	2:30.205

# BRSCC Snetterton Spring Race Weekend

## GAZ Shocks Mazda MX-5 Championship

### RACE 6 - LAP ANALYSIS

DIFF = Difference To Personal Best Lap

P1 263 Fraser FENWICK				
LAP	LAP TIME	DIFF	MPH	TIME OF DAY
1 -	2:29.199	8.630	71.63	17:57:36.367
2 -	2:21.620	1.051	75.47	17:59:57.987
3 -	2:20.817 (3)	0.248	75.90	18:02:18.804
4 -	2:20.604 (2)	0.035	76.01	18:04:39.408
5 -	2:21.121	0.552	75.73	18:07:00.529
6 -	2:21.487	0.918	75.54	18:09:22.016
7 -	<b>2:20.569 (1)</b>		<b>76.03</b>	<b>18:11:42.585</b>
8 -	2:21.641	1.072	75.45	18:14:04.226
9 -	2:21.836	1.267	75.35	18:16:26.062

P2 36 Jack NOLLER				
LAP	LAP TIME	DIFF	MPH	TIME OF DAY
1 -	2:28.506	7.795	71.97	17:57:35.674
2 -	2:21.315	0.604	75.63	17:59:56.989
3 -	2:20.941 (2)	0.230	75.83	18:02:17.930
4 -	<b>2:20.711 (1)</b>		<b>75.95</b>	<b>18:04:38.641</b>
5 -	2:21.495	0.784	75.53	18:07:00.136
6 -	2:21.148	0.437	75.72	18:09:21.284
7 -	2:21.120 (3)	0.409	75.73	18:11:42.404
8 -	2:22.150	1.439	75.18	18:14:04.554
9 -	2:21.965	1.254	75.28	18:16:26.519

P3 27 Luke PULLEN				
LAP	LAP TIME	DIFF	MPH	TIME OF DAY
1 -	2:28.811	8.346	71.82	17:57:35.979
2 -	2:21.664	1.199	75.44	17:59:57.643
3 -	2:20.730 (2)	0.265	75.94	18:02:18.373
4 -	<b>2:20.465 (1)</b>		<b>76.09</b>	<b>18:04:38.838</b>
5 -	2:21.426	0.961	75.57	18:07:00.264
6 -	2:21.321 (3)	0.856	75.62	18:09:21.585
7 -	2:21.368	0.903	75.60	18:11:42.953
8 -	2:22.884	2.419	74.80	18:14:05.837
9 -	2:21.414	0.949	75.58	18:16:27.251

P4 75 Thomas LANGFORD				
LAP	LAP TIME	DIFF	MPH	TIME OF DAY
1 -	2:28.778	8.587	71.83	17:57:35.946
2 -	2:21.475	1.284	75.54	17:59:57.421
3 -	2:20.684 (3)	0.493	75.97	18:02:18.105
4 -	2:20.858	0.667	75.87	18:04:38.963
5 -	2:24.057	3.866	74.19	18:07:03.020
6 -	<b>2:20.191 (1)</b>		<b>76.23</b>	<b>18:09:23.211</b>
7 -	2:20.623 (2)	0.432	76.00	18:11:43.834
8 -	2:21.685	1.494	75.43	18:14:05.519
9 -	2:22.016	1.825	75.25	18:16:27.535

P5 71 Ben SHORT				
LAP	LAP TIME	DIFF	MPH	TIME OF DAY
1 -	2:29.778	9.055	71.35	17:57:36.946
2 -	2:21.780	1.057	75.38	17:59:58.726
3 -	2:21.029	0.306	75.78	18:02:19.755
4 -	2:21.170	0.447	75.71	18:04:40.925
5 -	2:20.966 (3)	0.243	75.82	18:07:01.891
6 -	2:20.825 (2)	0.102	75.89	18:09:22.716
7 -	<b>2:20.723 (1)</b>		<b>75.95</b>	<b>18:11:43.439</b>
8 -	2:22.670	1.947	74.91	18:14:06.109
9 -	2:21.428	0.705	75.57	18:16:27.537

DIFF = Difference To Personal Best Lap

P6 19 Adam SPARROW				
LAP	LAP TIME	DIFF	MPH	TIME OF DAY
1 -	2:28.634	8.363	71.90	17:57:35.802
2 -	2:21.313	1.042	75.63	17:59:57.115
3 -	2:21.127 (3)	0.856	75.73	18:02:18.242
4 -	2:21.389	1.118	75.59	18:04:39.631
5 -	2:21.873	1.602	75.33	18:07:01.504
6 -	<b>2:20.271 (1)</b>		<b>76.19</b>	<b>18:09:21.775</b>
7 -	2:20.994 (2)	0.723	75.80	18:11:42.769
8 -	2:21.913	1.642	75.31	18:14:04.682
9 -	2:22.932	2.661	74.77	18:16:27.614

P7 544 Jack MOODY				
LAP	LAP TIME	DIFF	MPH	TIME OF DAY
1 -	2:30.105	9.649	71.20	17:57:37.273
2 -	2:21.683	1.227	75.43	17:59:58.956
3 -	2:21.196	0.740	75.69	18:02:20.152
4 -	<b>2:20.456 (1)</b>		<b>76.09</b>	<b>18:04:40.608</b>
5 -	2:21.063	0.607	75.76	18:07:01.671
6 -	2:20.875 (3)	0.419	75.86	18:09:22.546
7 -	2:20.714 (2)	0.258	75.95	18:11:43.260
8 -	2:21.562	1.106	75.50	18:14:04.822
9 -	2:22.868	2.412	74.81	18:16:27.690

P8 24 Oliver GRAHAM				
LAP	LAP TIME	DIFF	MPH	TIME OF DAY
1 -	2:30.877	10.476	70.83	17:57:38.045
2 -	2:21.749	1.348	75.40	17:59:59.794
3 -	2:20.924 (3)	0.523	75.84	18:02:20.718
4 -	<b>2:20.401 (1)</b>		<b>76.12</b>	<b>18:04:41.119</b>
5 -	2:22.029	1.628	75.25	18:07:03.148
6 -	2:21.295	0.894	75.64	18:09:24.443
7 -	2:20.631 (2)	0.230	76.00	18:11:45.074
8 -	2:21.443	1.042	75.56	18:14:06.517
9 -	2:21.597	1.196	75.48	18:16:28.114

P9 88 William CHADWICK				
LAP	LAP TIME	DIFF	MPH	TIME OF DAY
1 -	2:30.840	10.168	70.85	17:57:38.008
2 -	2:22.065	1.393	75.23	18:00:00.073
3 -	2:21.126 (3)	0.454	75.73	18:02:21.199
4 -	2:20.783 (2)	0.111	75.91	18:04:41.982
5 -	2:21.556	0.884	75.50	18:07:03.538
6 -	2:21.266	0.594	75.65	18:09:24.804
7 -	<b>2:20.672 (1)</b>		<b>75.97</b>	<b>18:11:45.476</b>
8 -	2:21.416	0.744	75.57	18:14:06.892
9 -	2:21.917	1.245	75.31	18:16:28.809

P10 8 Neil CHISNALL				
LAP	LAP TIME	DIFF	MPH	TIME OF DAY
1 -	2:33.490	11.813	69.63	17:57:40.658
2 -	2:22.734	1.057	74.88	18:00:03.392
3 -	2:21.999	0.322	75.26	18:02:25.391
4 -	2:22.137	0.460	75.19	18:04:47.528
5 -	<b>2:21.677 (1)</b>		<b>75.43</b>	<b>18:07:09.205</b>
6 -	2:21.814 (2)	0.137	75.36	18:09:31.019
7 -	2:21.941	0.264	75.29	18:11:52.960
8 -	2:21.819 (3)	0.142	75.36	18:14:14.779
9 -	2:22.299	0.622	75.11	18:16:37.078



# BRSCC Snetterton Spring Race Weekend

## GAZ Shocks Mazda MX-5 Championship

### RACE 6 - LAP ANALYSIS

DIFF = Difference To Personal Best Lap

P11 7 Tim DORE				
LAP	LAP TIME	DIFF	MPH	TIME OF DAY
1 -	2:33.071	11.207	69.82	17:57:40.239
2 -	2:22.943	1.079	74.77	18:00:03.182
3 -	2:22.875	1.011	74.80	18:02:26.057
4 -	2:22.481	0.617	75.01	18:04:48.538
5 -	<b>2:21.864 (1)</b>		<b>75.34</b>	<b>18:07:10.402</b>
6 -	2:22.420 (3)	0.556	75.04	18:09:32.822
7 -	2:22.394 (2)	0.530	75.05	18:11:55.216
8 -	2:23.212	1.348	74.63	18:14:18.428
9 -	2:23.269	1.405	74.60	18:16:41.697

P12 17 Harry STORER				
LAP	LAP TIME	DIFF	MPH	TIME OF DAY
1 -	2:34.442	11.386	69.20	17:57:41.610
2 -	2:24.341	1.285	74.04	18:00:05.951
3 -	2:23.798	0.742	74.32	18:02:29.749
4 -	2:23.775 (3)	0.719	74.33	18:04:53.524
5 -	2:23.084 (2)	0.028	74.69	18:07:16.608
6 -	2:24.011	0.955	74.21	18:09:40.619
7 -	<b>2:23.056 (1)</b>		<b>74.71</b>	<b>18:12:03.675</b>
8 -	2:24.228	1.172	74.10	18:14:27.903
9 -	2:24.072	1.016	74.18	18:16:51.975

P13 22 Michael GREEN				
LAP	LAP TIME	DIFF	MPH	TIME OF DAY
1 -	2:34.203	10.588	69.31	17:57:41.371
2 -	2:23.812	0.197	74.31	18:00:05.183
3 -	2:24.086	0.471	74.17	18:02:29.269
4 -	2:23.831	0.216	74.30	18:04:53.100
5 -	2:23.804	0.189	74.32	18:07:16.904
6 -	2:23.912	0.297	74.26	18:09:40.816
7 -	2:23.749 (2)	0.134	74.35	18:12:04.565
8 -	2:23.792 (3)	0.177	74.33	18:14:28.357
9 -	<b>2:23.615 (1)</b>		<b>74.42</b>	<b>18:16:51.972</b>

P14 13 Levi AISBETT				
LAP	LAP TIME	DIFF	MPH	TIME OF DAY
1 -	2:36.529	12.483	68.28	17:57:43.697
2 -	2:26.225	2.179	73.09	18:00:09.922
3 -	2:24.895 (3)	0.849	73.76	18:02:34.817
4 -	2:26.294	2.248	73.05	18:05:01.111
5 -	2:26.266	2.220	73.07	18:07:27.377
6 -	2:25.658	1.612	73.37	18:09:53.035
7 -	2:25.138	1.092	73.64	18:12:18.173
8 -	<b>2:24.046 (1)</b>		<b>74.19</b>	<b>18:14:42.219</b>
9 -	2:24.711 (2)	0.665	73.85	18:17:06.930

P15 95 Adam ZIEBA				
LAP	LAP TIME	DIFF	MPH	TIME OF DAY
1 -	2:34.987	10.581	68.96	17:57:42.155
2 -	<b>2:24.406 (1)</b>		<b>74.01</b>	<b>18:00:06.561</b>
3 -	2:24.874 (3)	0.468	73.77	18:02:31.435
4 -	2:24.721 (2)	0.315	73.85	18:04:56.156
5 -	2:26.019	1.613	73.19	18:07:22.175
6 -	2:25.984	1.578	73.21	18:09:48.159
7 -	2:26.469	2.063	72.97	18:12:14.628
8 -	2:26.166	1.760	73.12	18:14:40.794
9 -	2:26.755	2.349	72.82	18:17:07.549

DIFF = Difference To Personal Best Lap

P16 577 Chris THELWELL				
LAP	LAP TIME	DIFF	MPH	TIME OF DAY
1 -	2:36.897	11.953	68.12	17:57:44.065
2 -	2:26.202	1.258	73.10	18:00:10.267
3 -	2:25.288 (2)	0.344	73.56	18:02:35.555
4 -	2:26.148 (3)	1.204	73.13	18:05:01.703
5 -	2:27.827	2.883	72.30	18:07:29.530
6 -	2:26.469	1.525	72.97	18:09:55.999
7 -	<b>2:24.944 (1)</b>		<b>73.73</b>	<b>18:12:20.943</b>
8 -	2:26.561	1.617	72.92	18:14:47.504
9 -	2:26.204	1.260	73.10	18:17:13.708

P17 45 Graham RUMSEY				
LAP	LAP TIME	DIFF	MPH	TIME OF DAY
1 -	2:35.539	10.295	68.71	17:57:42.707
2 -	2:26.102 (3)	0.858	73.15	18:00:08.809
3 -	2:26.168	0.924	73.12	18:02:34.977
4 -	2:26.163	0.919	73.12	18:05:01.140
5 -	2:28.544	3.300	71.95	18:07:29.684
6 -	<b>2:25.244 (1)</b>		<b>73.58</b>	<b>18:09:54.928</b>
7 -	2:25.829 (2)	0.585	73.29	18:12:20.757
8 -	2:28.474	3.230	71.98	18:14:49.231
9 -	2:26.440	1.196	72.98	18:17:15.671

P18 67 Clive CHISNALL				
LAP	LAP TIME	DIFF	MPH	TIME OF DAY
1 -	2:37.899	11.497	67.68	17:57:45.067
2 -	<b>2:26.402 (1)</b>		<b>73.00</b>	<b>18:00:11.469</b>
3 -	2:29.119	2.717	71.67	18:02:40.588
4 -	2:28.258	1.856	72.09	18:05:08.846
5 -	2:27.781 (2)	1.379	72.32	18:07:36.627
6 -	2:29.045	2.643	71.71	18:10:05.672
7 -	2:28.480	2.078	71.98	18:12:34.152
8 -	2:29.028	2.626	71.71	18:15:03.180
9 -	2:27.903 (3)	1.501	72.26	18:17:31.083

P19 50 Tim STORER				
LAP	LAP TIME	DIFF	MPH	TIME OF DAY
1 -	2:40.449	13.769	66.61	17:57:47.617
2 -	2:30.289	3.609	71.11	18:00:17.906
3 -	2:29.291	2.611	71.59	18:02:47.197
4 -	2:28.889	2.209	71.78	18:05:16.086
5 -	2:27.901	1.221	72.26	18:07:43.987
6 -	2:28.281	1.601	72.07	18:10:12.268
7 -	2:27.671 (3)	0.991	72.37	18:12:39.939
8 -	2:26.872 (2)	0.192	72.77	18:15:06.811
9 -	<b>2:26.680 (1)</b>		<b>72.86</b>	<b>18:17:33.491</b>

P20 991 Simon PRIVETT				
LAP	LAP TIME	DIFF	MPH	TIME OF DAY
1 -	2:40.579	12.703	66.55	17:57:47.747
2 -	2:30.140	2.264	71.18	18:00:17.887
3 -	2:29.516	1.640	71.48	18:02:47.403
4 -	2:28.478	0.602	71.98	18:05:15.881
5 -	2:28.281 (3)	0.405	72.07	18:07:44.162
6 -	2:28.971	1.095	71.74	18:10:13.133
7 -	2:28.202 (2)	0.326	72.11	18:12:41.335
8 -	<b>2:27.876 (1)</b>		<b>72.27</b>	<b>18:15:09.211</b>
9 -	2:28.606	0.730	71.92	18:17:37.817

# BRSCC Snetterton Spring Race Weekend

## GAZ Shocks Mazda MX-5 Championship

### RACE 6 - LAP ANALYSIS

DIFF = Difference To Personal Best Lap

<b>P21 78 Richard BARTLETT</b>				
LAP	LAP TIME	DIFF	MPH	TIME OF DAY
1 -	2:41.725	14.361	66.08	17:57:48.893
2 -	2:29.980	2.616	71.26	18:00:18.873
3 -	2:30.890	3.526	70.83	18:02:49.763
4 -	2:29.065	1.701	71.70	18:05:18.828
5 -	2:27.629 (2)	0.265	72.39	18:07:46.457
<b>6 -</b>	<b>2:27.364 (1)</b>		<b>72.52</b>	<b>18:10:13.821</b>
7 -	2:27.705 (3)	0.341	72.36	18:12:41.526
8 -	2:29.461	2.097	71.51	18:15:10.987
9 -	2:28.412	1.048	72.01	18:17:39.399

<b>P22 72 Andrew STORER</b>				
LAP	LAP TIME	DIFF	MPH	TIME OF DAY
1 -	2:40.906	13.921	66.42	17:57:48.074
2 -	2:30.161	3.176	71.17	18:00:18.235
3 -	2:31.344	4.359	70.62	18:02:49.579
4 -	2:28.230 (3)	1.245	72.10	18:05:17.809
5 -	2:28.054 (2)	1.069	72.19	18:07:45.863
<b>6 -</b>	<b>2:26.985 (1)</b>		<b>72.71</b>	<b>18:10:12.848</b>
7 -	2:28.480	1.495	71.98	18:12:41.328
8 -	2:28.959	1.974	71.75	18:15:10.287
9 -	2:30.205	3.220	71.15	18:17:40.492

# BRSCC Snetterton Spring Race Weekend

## GAZ Shocks Mazda MX-5 Championship

### RACE 6 - STATISTICS

Competitors Started	22
Planned Start	2024-04-06 @ 18:00:00.000
Actual Start	2024-04-06 @ 17:55:07.167
Finish Time	2024-04-06 @ 18:16:25.696
Track Length	2.9689mi.
Total Laps	198
Total Distance Covered	587.8444mi.

#### Session Fastest Lap History

NO	CL	NAME	LAP TIME	TIME OF DAY	LAP	VEHICLE
36		Jack NOLLER	2:28.506	17:57:35.682	1	Mazda MX-5 Mk1
36		Jack NOLLER	2:21.315	17:59:56.997	2	Mazda MX-5 Mk1
19		Adam SPARROW	2:21.313	17:59:57.125	2	Mazda MX-5 Mk1
36		Jack NOLLER	2:20.941	18:02:17.938	3	Mazda MX-5 Mk1
75		Thomas LANGFORD	2:20.684	18:02:18.030	3	Mazda MX-5 Mk1
27		Luke PULLEN	2:20.465	18:04:38.760	4	Mazda MX-5 Mk1
544		Jack MOODY	2:20.456	18:04:40.602	4	Mazda MX-5 Mk1
24		Oliver GRAHAM	2:20.401	18:04:41.121	4	Mazda MX-5 Mk1
19		Adam SPARROW	2:20.271	18:09:21.786	6	Mazda MX-5 Mk1
75		Thomas LANGFORD	2:20.191	18:09:23.222	6	Mazda MX-5 Mk1

#### Session Leader History

NO	CL	NAME	FROM LAP	LAPS LED	DISTANCE	VEHICLE
36		Jack NOLLER	1	7	20.78 miles	Mazda MX-5 Mk1
263	(G)	Fraser FENWICK	8	2	5.93 miles	Mazda MX-5 Mk1

#### Flag History

TYPE	TIME OF DAY
GREEN	17:55:07.167
FINISH	18:16:25.696

#### Flag Statistics

TYPE	COUNT	TOTAL LAPS	TOTAL TIME
Green	1	9	22:48.208
Red	0	0	0.000
Safety Car	0	0	0.000
FCY	0	0	0.000

# BRSCC Snetterton Spring Race Weekend

## GAZ Shocks Mazda MX-5 Championship

### RACE 6 - STATISTICS

CLASS :

13 Starters

#### Fastest Lap History

NO	NAME	LAP TIME	TIME OF DAY	LAP	VEHICLE
36	Jack NOLLER	2:28.506	17:57:35.682	1	Mazda MX-5 Mk1
36	Jack NOLLER	2:21.315	17:59:56.997	2	Mazda MX-5 Mk1
19	Adam SPARROW	2:21.313	17:59:57.125	2	Mazda MX-5 Mk1
36	Jack NOLLER	2:20.941	18:02:17.938	3	Mazda MX-5 Mk1
75	Thomas LANGFORD	2:20.684	18:02:18.030	3	Mazda MX-5 Mk1
27	Luke PULLEN	2:20.465	18:04:38.760	4	Mazda MX-5 Mk1
544	Jack MOODY	2:20.456	18:04:40.602	4	Mazda MX-5 Mk1
24	Oliver GRAHAM	2:20.401	18:04:41.121	4	Mazda MX-5 Mk1
19	Adam SPARROW	2:20.271	18:09:21.786	6	Mazda MX-5 Mk1
75	Thomas LANGFORD	2:20.191	18:09:23.222	6	Mazda MX-5 Mk1

#### Leader History

NO	NAME	FROM LAP	LAPS LED	DISTANCE	VEHICLE
36	Jack NOLLER	1	9	26.72 miles	Mazda MX-5 Mk1

# BRSCC Snetterton Spring Race Weekend

## GAZ Shocks Mazda MX-5 Championship

### RACE 6 - STATISTICS

CLASS : M

7 Starters

#### Fastest Lap History

NO	NAME	LAP TIME	TIME OF DAY	LAP	VEHICLE
7	Tim DORE	<b>2:33.071</b>	17:57:40.246	1	Mazda MX-5 Mk1
7	Tim DORE	<b>2:22.943</b>	18:00:03.190	2	Mazda MX-5 Mk1
7	Tim DORE	<b>2:22.875</b>	18:02:26.065	3	Mazda MX-5 Mk1
7	Tim DORE	<b>2:22.481</b>	18:04:48.546	4	Mazda MX-5 Mk1
7	Tim DORE	<b>2:21.864</b>	18:07:10.410	5	Mazda MX-5 Mk1

#### Leader History

NO	NAME	FROM LAP	LAPS LED	DISTANCE	VEHICLE
7	Tim DORE	1	9	26.72 miles	Mazda MX-5 Mk1

# BRSCC Snetterton Spring Race Weekend

## GAZ Shocks Mazda MX-5 Championship

### RACE 6 - STATISTICS

CLASS : M (G)

1 Starters

#### Fastest Lap History

NO	NAME	LAP TIME	TIME OF DAY	LAP	VEHICLE
72	Andrew STORER	<b>2:40.906</b>	17:57:48.084	1	Mazda MX-5 Mk1
72	Andrew STORER	<b>2:30.161</b>	18:00:18.244	2	Mazda MX-5 Mk1
72	Andrew STORER	<b>2:28.230</b>	18:05:17.819	4	Mazda MX-5 Mk1
72	Andrew STORER	<b>2:28.054</b>	18:07:45.872	5	Mazda MX-5 Mk1
72	Andrew STORER	<b>2:26.985</b>	18:10:12.857	6	Mazda MX-5 Mk1

#### Leader History

NO	NAME	FROM LAP	LAPS LED	DISTANCE	VEHICLE
72	Andrew STORER	1	9	26.72 miles	Mazda MX-5 Mk1

# BRSCC Snetterton Spring Race Weekend

## GAZ Shocks Mazda MX-5 Championship

### RACE 6 - STATISTICS

CLASS : (G)

1 Starters

#### Fastest Lap History

NO	NAME	LAP TIME	TIME OF DAY	LAP	VEHICLE
263	Fraser FENWICK	2:29.199	17:57:36.375	1	Mazda MX-5 Mk1
263	Fraser FENWICK	2:21.620	17:59:57.994	2	Mazda MX-5 Mk1
263	Fraser FENWICK	2:20.817	18:02:18.811	3	Mazda MX-5 Mk1
263	Fraser FENWICK	2:20.604	18:04:39.415	4	Mazda MX-5 Mk1
263	Fraser FENWICK	2:20.569	18:11:42.506	7	Mazda MX-5 Mk1

#### Leader History

NO	NAME	FROM LAP	LAPS LED	DISTANCE	VEHICLE
263	Fraser FENWICK	1	9	26.72 miles	Mazda MX-5 Mk1

**BRSCC Snetterton Spring Race Weekend**

**GAZ Shocks Mazda MX-5 Championship**

**RACE 9 - GRID (20 minutes)**



ROW 11	21	<b>78</b> Richard BARTLETT	22	<b>72</b> Andrew STORER
ROW 10	19	<b>50</b> Tim STORER	20	<b>991</b> Simon PRIVETT
ROW 9	17	<b>45</b> Graham RUMSEY	18	<b>67</b> Clive CHISNALL
ROW 8	15	<b>95</b> Adam ZIEBA	16	<b>577</b> Chris THELWELL
ROW 7	13	<b>22</b> Michael GREEN	14	<b>13</b> Levi AISBETT
ROW 6	11	<b>7</b> Tim DORE	12	<b>17</b> Harry STORER
ROW 5	9	<b>88</b> William CHADWICK	10	<b>8</b> Neil CHISNALL
ROW 4	7	<b>544</b> Jack MOODY	8	<b>24</b> Oliver GRAHAM
ROW 3	5	<b>71</b> Ben SHORT	6	<b>19</b> Adam SPARROW
ROW 2	3	<b>27</b> Luke PULLEN	4	<b>75</b> Thomas LANGFORD
ROW 1	1	<b>263</b> Fraser FENWICK <b>Pole</b>	2	<b>36</b> Jack NOLLER

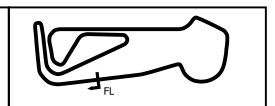
These results are provisional until the conclusion of any judicial and technical matters.

Snetterton 300: 2.9689 miles

Clerk Of Course: Paul Levitt

Stewards:

Timekeeper: Lisa Sneader



Results can be found at [www.tsl-timing.com](http://www.tsl-timing.com)

Printed - 18:21 Saturday, 06 April 2024





# BRSCC Snetterton Spring Race Weekend

## GAZ Shocks Mazda MX-5 Championship

### RACE 9 - CLASSIFICATION

Race Distance: 9 Laps / 26.72 miles



POS	NO	CL	PIC	NAME	ENTRY	LAPS	TIME	GAP	DIFF	MPH	BEST	ON	GRD	↑↓
1	75		1	Thomas LANGFORD	Mazda MX-5 Mk1	9	21:11.641			75.64	2:19.715	6	4	3
2	27		2	Luke PULLEN	Mazda MX-5 Mk1	9	21:17.762	6.121	6.121	75.28	2:19.825	6	3	1
3	19		3	Adam SPARROW	Mazda MX-5 Mk1	9	21:18.117	6.476	0.355	75.26	2:19.670	8	6	3
4	263	(G)	1	Fraser FENWICK	Mazda MX-5 Mk1	9	21:18.423	6.782	0.306	75.24	2:19.837	8	1	-3
5	36		4	Jack NOLLER	Mazda MX-5 Mk1	9	21:19.640	7.999	1.217	75.17	2:19.315	7	2	-3
6	71		5	Ben SHORT	Mazda MX-5 Mk1	9	21:20.609	8.968	0.969	75.11	2:20.622	7	5	-1
7	24		6	Oliver GRAHAM	Mazda MX-5 Mk1	9	21:21.250	9.609	0.641	75.07	2:20.658	7	8	1
8	88		7	William CHADWICK	Mazda MX-5 Mk1	9	21:28.083	16.442	6.833	74.67	2:20.950	9	9	1
9	7	M	1	Tim DORE	Mazda MX-5 Mk1	9	21:30.825	19.184	2.742	74.52	2:21.818	8	11	2
10	8*		8	Neil CHISNALL	Mazda MX-5 Mk1	9	21:36.599	24.958	5.774	74.18	2:21.582	2	10	0
11	17		9	Harry STORER	Mazda MX-5 Mk1	9	21:39.854	28.213	3.255	74.00	2:22.922	3	12	1
12	13		10	Levi AISBETT	Mazda MX-5 Mk1	9	21:41.202	29.561	1.348	73.92	2:22.332	5	14	2
13	22		11	Michael GREEN	Mazda MX-5 Mk1	9	21:43.050	31.409	1.848	73.82	2:22.985	3	13	0
14	95		12	Adam ZIEBA	Mazda MX-5 Mk1	9	22:01.828	50.187	18.778	72.77	2:24.339	2	15	1
15	577	M	2	Chris THELWELL	Mazda MX-5 Mk1	9	22:02.927	51.286	1.099	72.71	2:24.849	6	16	1
16	45	M	3	Graham RUMSEY	Mazda MX-5 Mk1	9	22:03.057	51.416	0.130	72.70	2:24.381	2	17	1
17	50	M	4	Tim STORER	Mazda MX-5 Mk1	9	22:19.343	1:07.702	16.286	71.82	2:26.113	8	19	2
18	991	M	5	Simon PRIVETT	Mazda MX-5 Mk1	9	22:22.028	1:10.387	2.685	71.67	2:26.727	8	20	2
19	78	M	6	Richard BARTLETT	Mazda MX-5 Mk1	9	22:34.624	1:22.983	12.596	71.01	2:27.858	7	21	2
20	72	M(G)	1	Andrew STORER	Mazda MX-5 Mk1	9	22:36.094	1:24.453	1.470	70.93	2:28.110	5	22	2

#### NOT CLASSIFIED

DNF	67	M		Clive CHISNALL	Mazda MX-5 Mk1	7	17:19.133	2 Laps	2 Laps	71.99	2:25.980	3	18	
DQ	544*			Jack MOODY	Mazda MX-5 Mk1									7

#### FASTEST LAP

36				Jack NOLLER	Mazda MX-5 Mk1	7	2:19.315			76.71 mph			123.46 kph	
263	(G)			Fraser FENWICK	Mazda MX-5 Mk1	8	2:19.837			76.43 mph			123.00 kph	
7	M			Tim DORE	Mazda MX-5 Mk1	8	2:21.818			75.36 mph			121.28 kph	
72	M(G)			Andrew STORER	Mazda MX-5 Mk1	5	2:28.110			72.16 mph			116.13 kph	

Comments: Car 8 - 5 second penalty applied for exceeding track limits  
Car 544 - Disqualified from meeting for Engines ref Reg 5.7

Weather / Track : Cloudy / Dry

These results are provisional until the conclusion of any judicial and technical matters.

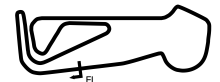
Date: 07/04/2024 Start: 11:02 Finish: 11:23

Snetterton 300: 2.9689 miles

Clerk Of Course: Paul Levitt

Stewards:

Timekeeper: Lisa Sneider



Results can be found at [www.tsl-timing.com](http://www.tsl-timing.com)

Printed - 17:58 Sunday, 07 April 2024



# BRSCC Snetterton Spring Race Weekend

## GAZ Shocks Mazda MX-5 Championship

### RACE 9 - LAP CHART

LAP 1 @ 11:04:41.472			LAP 2 @ 11:07:02.240			LAP 3 @ 11:09:22.882			LAP 4 @ 11:11:43.307			LAP 5 @ 11:14:03.703		
NO	BEHIND	LAP TIME	NO	BEHIND	LAP TIME	NO	BEHIND	LAP TIME	NO	BEHIND	LAP TIME	NO	BEHIND	LAP TIME
75		2:28.237	75		2:20.768	75		2:20.642	75		2:20.425	75		2:20.396
263	1.141	2:29.378	263	2.147	2:21.774	263	3.805	2:22.300	27	4.377	2:20.831	27	3.978	2:19.997
19	1.234	2:29.471	19	2.325	2:21.859	27	3.971	2:21.669	263	4.560	2:21.180	263	4.170	2:20.006
544	1.305	2:29.542	27	2.944	2:21.727	544	4.443	2:21.887	544	4.855	2:20.837	19	4.872	2:20.211
88	1.817	2:30.054	544	3.198	2:22.661	24	4.704	2:21.519	19	5.057	2:20.610	544	5.040	2:20.581
27	1.985	2:30.222	88	3.665	2:22.616	19	4.872	2:23.189	71	5.591	2:20.696	71	6.242	2:21.047
24	2.366	2:30.603	24	3.827	2:22.229	71	5.320	2:22.117	24	6.114	2:21.835	24	6.737	2:21.019
71	2.706	2:30.943	71	3.845	2:21.907	88	5.622	2:22.599	88	6.423	2:21.226	36	9.725	2:20.217
8	3.956	2:32.193	8	4.770	2:21.582	8	7.106	2:22.978	36	9.904	2:20.709	7	12.326	2:22.642
7	4.083	2:32.320	7	5.701	2:22.386	7	7.578	2:22.519	7	10.080	2:22.927	8	12.493	2:22.629
17	4.946	2:33.183	17	7.477	2:23.299	36	9.620	2:20.542	8	10.260	2:23.579	88	12.619	2:26.592
22	5.247	2:33.484	22	7.653	2:23.174	17	9.757	2:22.922	17	12.887	2:23.555	17	16.063	2:23.572
13	5.975	2:34.212	13	8.179	2:22.972	22	9.996	2:22.985	22	13.639	2:24.068	13	16.396	2:22.332
45	6.287	2:34.524	36	9.720	2:21.093	13	11.605	2:24.068	13	14.460	2:23.280	22	16.963	2:23.720
95	6.852	2:35.089	45	9.900	2:24.381	95	14.192	2:24.411	45	20.536	2:26.596	95	25.741	2:25.424
577	7.846	2:36.083	95	10.423	2:24.339	45	14.365	2:25.107	95	20.713	2:26.946	45	25.999	2:25.859
36	9.395	2:37.632	577	12.710	2:25.632	577	18.085	2:26.017	577	23.428	2:25.768	577	28.287	2:25.255
67	11.724	2:39.961	67	17.996	2:27.040	67	23.334	2:25.980	67	29.559	2:26.650	67	35.708	2:26.545
991	11.944	2:40.181	991	18.645	2:27.469	991	25.076	2:27.073	991	32.718	2:28.067	991	39.502	2:27.180
50	12.822	2:41.059	50	20.280	2:28.226	50	27.766	2:28.128	50	34.332	2:26.991	50	41.887	2:27.951
78	13.031	2:41.268	78	22.241	2:29.978	78	31.382	2:29.783	78	38.861	2:27.904	72	47.408	2:28.110
72	13.325	2:41.562	72	22.523	2:29.966	72	31.419	2:29.538	72	39.694	2:28.700	78	47.633	2:29.168

# BRSCC Snetterton Spring Race Weekend

## GAZ Shocks Mazda MX-5 Championship

### RACE 9 - LAP CHART

LAP 6 @ 11:16:23.418			LAP 7 @ 11:18:43.642			LAP 8 @ 11:21:03.728			LAP 9 @ 11:23:24.876		
NO	BEHIND	LAP TIME	NO	BEHIND	LAP TIME	NO	BEHIND	LAP TIME	NO	BEHIND	LAP TIME
75		2:19.715	75		2:20.224	75		2:20.086	75		2:21.148
27	4.088	2:19.825	27	4.737	2:20.873	27	5.109	2:20.458	27	6.121	2:22.160
263	5.051	2:20.596	19	5.711	2:20.711	19	5.295	2:19.670	19	6.476	2:22.329
19	5.224	2:20.067	263	5.718	2:20.891	263	5.469	2:19.837	263	6.782	2:22.461
544	5.580	2:20.255	544	5.842	2:20.486	544	7.022	2:21.266	544	7.171	2:21.297
71	7.586	2:21.059	71	7.984	2:20.622	71	9.137	2:21.239	36	7.999	2:19.828
24	7.744	2:20.722	24	8.178	2:20.658	36	9.319	2:20.425	71	8.968	2:20.979
36	9.889	2:19.879	36	8.980	2:19.315	24	9.517	2:21.425	24	9.609	2:21.240
8	14.487	2:21.709	88	15.582	2:21.163	88	16.640	2:21.144	88	16.442	2:20.950
7	14.498	2:21.887	7	16.501	2:22.227	7	18.233	2:21.818	7	19.184	2:22.099
88	14.643	2:21.739	8	17.294	2:23.031	8	18.890	2:21.682	8	19.958	2:22.216
17	19.577	2:23.229	17	22.796	2:23.443	17	25.737	2:23.027	17	28.213	2:23.624
13	19.931	2:23.250	13	23.254	2:23.547	13	26.214	2:23.046	13	29.561	2:24.495
22	20.919	2:23.671	22	24.491	2:23.796	22	28.456	2:24.051	22	31.409	2:24.101
95	32.483	2:26.457	45	37.824	2:25.437	45	44.930	2:27.192	95	50.187	2:26.217
45	32.611	2:26.327	95	38.023	2:25.764	95	45.118	2:27.181	577	51.286	2:26.738
577	33.421	2:24.849	577	38.433	2:25.236	577	45.696	2:27.349	45	51.416	2:27.634
67	42.665	2:26.672	67	48.726	2:26.285	991	1:00.124	2:26.727	50	1:07.702	2:28.419
991	46.641	2:26.854	991	53.483	2:27.066	50	1:00.431	2:26.113	991	1:10.387	2:31.411
50	48.489	2:26.317	50	54.404	2:26.139	78	1:14.307	2:29.467	78	1:22.983	2:29.824
72	56.702	2:29.009	78	1:04.926	2:27.858	72	1:16.914	2:29.986	72	1:24.453	2:28.687
78	57.292	2:29.374	72	1:07.014	2:30.536						

# BRSCC Snetterton Spring Race Weekend

## GAZ Shocks Mazda MX-5 Championship

### RACE 9 - LAP ANALYSIS

DIFF = Difference To Personal Best Lap

P1 75 Thomas LANGFORD				
LAP	LAP TIME	DIFF	MPH	TIME OF DAY
1 -	2:28.237	8.522	72.10	11:04:41.472
2 -	2:20.768	1.053	75.92	11:07:02.240
3 -	2:20.642	0.927	75.99	11:09:22.882
4 -	2:20.425	0.710	76.11	11:11:43.307
5 -	2:20.396	0.681	76.12	11:14:03.703
6 -	<b>2:19.715 (1)</b>		<b>76.49</b>	<b>11:16:23.418</b>
7 -	2:20.224 (3)	0.509	76.22	11:18:43.642
8 -	2:20.086 (2)	0.371	76.29	11:21:03.728
9 -	2:21.148	1.433	75.72	11:23:24.876

P2 27 Luke PULLEN				
LAP	LAP TIME	DIFF	MPH	TIME OF DAY
1 -	2:30.222	10.397	71.14	11:04:43.457
2 -	2:21.727	1.902	75.41	11:07:05.184
3 -	2:21.669	1.844	75.44	11:09:26.853
4 -	2:20.831	1.006	75.89	11:11:47.684
5 -	2:19.997 (2)	0.172	76.34	11:14:07.681
6 -	<b>2:19.825 (1)</b>		<b>76.43</b>	<b>11:16:27.506</b>
7 -	2:20.873	1.048	75.87	11:18:48.379
8 -	2:20.458 (3)	0.633	76.09	11:21:08.837
9 -	2:22.160	2.335	75.18	11:23:30.997

P3 19 Adam SPARROW				
LAP	LAP TIME	DIFF	MPH	TIME OF DAY
1 -	2:29.471	9.801	71.50	11:04:42.706
2 -	2:21.859	2.189	75.34	11:07:04.565
3 -	2:23.189	3.519	74.64	11:09:27.754
4 -	2:20.610	0.940	76.01	11:11:48.364
5 -	2:20.211 (3)	0.541	76.22	11:14:08.575
6 -	2:20.067 (2)	0.397	76.30	11:16:28.642
7 -	2:20.711	1.041	75.95	11:18:49.353
8 -	<b>2:19.670 (1)</b>		<b>76.52</b>	<b>11:21:09.023</b>
9 -	2:22.329	2.659	75.09	11:23:31.352

P4 263 Fraser FENWICK				
LAP	LAP TIME	DIFF	MPH	TIME OF DAY
1 -	2:29.378	9.541	71.55	11:04:42.613
2 -	2:21.774	1.937	75.38	11:07:04.387
3 -	2:22.300	2.463	75.10	11:09:26.687
4 -	2:21.180	1.343	75.70	11:11:47.867
5 -	2:20.006 (2)	0.169	76.34	11:14:07.873
6 -	2:20.596 (3)	0.759	76.01	11:16:28.469
7 -	2:20.891	1.054	75.86	11:18:49.360
8 -	<b>2:19.837 (1)</b>		<b>76.43</b>	<b>11:21:09.197</b>
9 -	2:22.461	2.624	75.02	11:23:31.658

P5 544 Jack MOODY				
LAP	LAP TIME	DIFF	MPH	TIME OF DAY
1 -	2:29.542	9.287	71.47	11:04:42.777
2 -	2:22.661	2.406	74.91	11:07:05.438
3 -	2:21.887	1.632	75.32	11:09:27.325
4 -	2:20.837	0.582	75.88	11:11:48.162
5 -	2:20.581 (3)	0.326	76.02	11:14:08.743
6 -	<b>2:20.255 (1)</b>		<b>76.20</b>	<b>11:16:28.998</b>
7 -	2:20.486 (2)	0.231	76.07	11:18:49.484
8 -	2:21.266	1.011	75.65	11:21:10.750
9 -	2:21.297	1.042	75.64	11:23:32.047

DIFF = Difference To Personal Best Lap

P6 36 Jack NOLLER				
LAP	LAP TIME	DIFF	MPH	TIME OF DAY
1 -	2:37.632	18.317	67.80	11:04:50.867
2 -	2:21.093	1.778	75.75	11:07:11.960
3 -	2:20.542	1.227	76.04	11:09:32.502
4 -	2:20.709	1.394	75.95	11:11:53.211
5 -	2:20.217	0.902	76.22	11:14:13.428
6 -	2:19.879 (3)	0.564	76.40	11:16:33.307
7 -	<b>2:19.315 (1)</b>		<b>76.71</b>	<b>11:18:52.622</b>
8 -	2:20.425	1.110	76.11	11:21:13.047
9 -	2:19.828 (2)	0.513	76.43	11:23:32.875

P7 71 Ben SHORT				
LAP	LAP TIME	DIFF	MPH	TIME OF DAY
1 -	2:30.943	10.321	70.80	11:04:44.178
2 -	2:21.907	1.285	75.31	11:07:06.085
3 -	2:22.117	1.495	75.20	11:09:28.202
4 -	2:20.696 (2)	0.074	75.96	11:11:48.898
5 -	2:21.047	0.425	75.77	11:14:09.945
6 -	2:21.059	0.437	75.77	11:16:31.004
7 -	<b>2:20.622 (1)</b>		<b>76.00</b>	<b>11:18:51.626</b>
8 -	2:21.239	0.617	75.67	11:21:12.865
9 -	2:20.979 (3)	0.357	75.81	11:23:33.844

P8 24 Oliver GRAHAM				
LAP	LAP TIME	DIFF	MPH	TIME OF DAY
1 -	2:30.603	9.945	70.96	11:04:43.838
2 -	2:22.229	1.571	75.14	11:07:06.067
3 -	2:21.519	0.861	75.52	11:09:27.586
4 -	2:21.835	1.177	75.35	11:11:49.421
5 -	2:21.019 (3)	0.361	75.79	11:14:10.440
6 -	2:20.722 (2)	0.064	75.95	11:16:31.162
7 -	<b>2:20.658 (1)</b>		<b>75.98</b>	<b>11:18:51.820</b>
8 -	2:21.425	0.767	75.57	11:21:13.245
9 -	2:21.240	0.582	75.67	11:23:34.485

P9 88 William CHADWICK				
LAP	LAP TIME	DIFF	MPH	TIME OF DAY
1 -	2:30.054	9.104	71.22	11:04:43.289
2 -	2:22.616	1.666	74.94	11:07:05.905
3 -	2:22.599	1.649	74.95	11:09:28.504
4 -	2:21.226	0.276	75.68	11:11:49.730
5 -	2:26.592	5.642	72.91	11:14:16.322
6 -	2:21.739	0.789	75.40	11:16:38.061
7 -	2:21.163 (3)	0.213	75.71	11:18:59.224
8 -	2:21.144 (2)	0.194	75.72	11:21:20.368
9 -	<b>2:20.950 (1)</b>		<b>75.82</b>	<b>11:23:41.318</b>

P10 7 Tim DORE				
LAP	LAP TIME	DIFF	MPH	TIME OF DAY
1 -	2:32.320	10.502	70.16	11:04:45.555
2 -	2:22.386	0.568	75.06	11:07:07.941
3 -	2:22.519	0.701	74.99	11:09:30.460
4 -	2:22.927	1.109	74.78	11:11:53.387
5 -	2:22.642	0.824	74.92	11:14:16.029
6 -	2:21.887 (2)	0.069	75.32	11:16:37.916
7 -	2:22.227	0.409	75.14	11:19:00.143
8 -	<b>2:21.818 (1)</b>		<b>75.36</b>	<b>11:21:21.961</b>
9 -	2:22.099 (3)	0.281	75.21	11:23:44.060

# BRSCC Snetterton Spring Race Weekend

## GAZ Shocks Mazda MX-5 Championship

### RACE 9 - LAP ANALYSIS

DIFF = Difference To Personal Best Lap

P11 8 Neil CHISNALL				
LAP	LAP TIME	DIFF	MPH	TIME OF DAY
1 -	2:32.193	10.611	70.22	11:04:45.428
2 -	<b>2:21.582 (1)</b>		<b>75.49</b>	<b>11:07:07.010</b>
3 -	2:22.978	1.396	74.75	11:09:29.988
4 -	2:23.579	1.997	74.44	11:11:53.567
5 -	2:22.629	1.047	74.93	11:14:16.196
6 -	2:21.709 (3)	0.127	75.42	11:16:37.905
7 -	2:23.031	1.449	74.72	11:19:00.936
8 -	2:21.682 (2)	0.100	75.43	11:21:22.618
9 -	2:22.216	0.634	75.15	11:23:44.834

P12 17 Harry STORER				
LAP	LAP TIME	DIFF	MPH	TIME OF DAY
1 -	2:33.183	10.261	69.77	11:04:46.418
2 -	2:23.299	0.377	74.58	11:07:09.717
3 -	<b>2:22.922 (1)</b>		<b>74.78</b>	<b>11:09:32.639</b>
4 -	2:23.555	0.633	74.45	11:11:56.194
5 -	2:23.572	0.650	74.44	11:14:19.766
6 -	2:23.229 (3)	0.307	74.62	11:16:42.995
7 -	2:23.443	0.521	74.51	11:19:06.438
8 -	2:23.027 (2)	0.105	74.72	11:21:29.465
9 -	2:23.624	0.702	74.41	11:23:53.089

P13 13 Levi AISBETT				
LAP	LAP TIME	DIFF	MPH	TIME OF DAY
1 -	2:34.212	11.880	69.30	11:04:47.447
2 -	2:22.972 (2)	0.640	74.75	11:07:10.419
3 -	2:24.068	1.736	74.18	11:09:34.487
4 -	2:23.280	0.948	74.59	11:11:57.767
5 -	<b>2:22.332 (1)</b>		<b>75.09</b>	<b>11:14:20.099</b>
6 -	2:23.250	0.918	74.61	11:16:43.349
7 -	2:23.547	1.215	74.45	11:19:06.896
8 -	2:23.046 (3)	0.714	74.71	11:21:29.942
9 -	2:24.495	2.163	73.96	11:23:54.437

P14 22 Michael GREEN				
LAP	LAP TIME	DIFF	MPH	TIME OF DAY
1 -	2:33.484	10.499	69.63	11:04:46.719
2 -	2:23.174 (2)	0.189	74.65	11:07:09.893
3 -	<b>2:22.985 (1)</b>		<b>74.74</b>	<b>11:09:32.878</b>
4 -	2:24.068	1.083	74.18	11:11:56.946
5 -	2:23.720	0.735	74.36	11:14:20.666
6 -	2:23.671 (3)	0.686	74.39	11:16:44.337
7 -	2:23.796	0.811	74.32	11:19:08.133
8 -	2:24.051	1.066	74.19	11:21:32.184
9 -	2:24.101	1.116	74.17	11:23:56.285

P15 95 Adam ZIEBA				
LAP	LAP TIME	DIFF	MPH	TIME OF DAY
1 -	2:35.089	10.750	68.91	11:04:48.324
2 -	<b>2:24.339 (1)</b>		<b>74.04</b>	<b>11:07:12.663</b>
3 -	2:24.411 (2)	0.072	74.01	11:09:37.074
4 -	2:26.946	2.607	72.73	11:12:04.020
5 -	2:25.424 (3)	1.085	73.49	11:14:29.444
6 -	2:26.457	2.118	72.97	11:16:55.901
7 -	2:25.764	1.425	73.32	11:19:21.665
8 -	2:27.181	2.842	72.61	11:21:48.846
9 -	2:26.217	1.878	73.09	11:24:15.063

DIFF = Difference To Personal Best Lap

P16 577 Chris THELWELL				
LAP	LAP TIME	DIFF	MPH	TIME OF DAY
1 -	2:36.083	11.234	68.47	11:04:49.318
2 -	2:25.632	0.783	73.39	11:07:14.950
3 -	2:26.017	1.168	73.19	11:09:40.967
4 -	2:25.768	0.919	73.32	11:12:06.735
5 -	2:25.255 (3)	0.406	73.58	11:14:31.990
6 -	<b>2:24.849 (1)</b>		<b>73.78</b>	<b>11:16:56.839</b>
7 -	2:25.236 (2)	0.387	73.59	11:19:22.075
8 -	2:27.349	2.500	72.53	11:21:49.424
9 -	2:26.738	1.889	72.83	11:24:16.162

P17 45 Graham RUMSEY				
LAP	LAP TIME	DIFF	MPH	TIME OF DAY
1 -	2:34.524	10.143	69.16	11:04:47.759
2 -	<b>2:24.381 (1)</b>		<b>74.02</b>	<b>11:07:12.140</b>
3 -	2:25.107 (2)	0.726	73.65	11:09:37.247
4 -	2:26.596	2.215	72.90	11:12:03.843
5 -	2:25.859	1.478	73.27	11:14:29.702
6 -	2:26.327	1.946	73.04	11:16:56.029
7 -	2:25.437 (3)	1.056	73.48	11:19:21.466
8 -	2:27.192	2.811	72.61	11:21:48.658
9 -	2:27.634	3.253	72.39	11:24:16.292

P18 50 Tim STORER				
LAP	LAP TIME	DIFF	MPH	TIME OF DAY
1 -	2:41.059	14.946	66.36	11:04:54.294
2 -	2:28.226	2.113	72.10	11:07:22.520
3 -	2:28.128	2.015	72.15	11:09:50.648
4 -	2:26.991	0.878	72.71	11:12:17.639
5 -	2:27.951	1.838	72.24	11:14:45.590
6 -	2:26.317 (3)	0.204	73.04	11:17:11.907
7 -	2:26.139 (2)	0.026	73.13	11:19:38.046
8 -	<b>2:26.113 (1)</b>		<b>73.14</b>	<b>11:22:04.159</b>
9 -	2:28.419	2.306	72.01	11:24:32.578

P19 991 Simon PRIVETT				
LAP	LAP TIME	DIFF	MPH	TIME OF DAY
1 -	2:40.181	13.454	66.72	11:04:53.416
2 -	2:27.469	0.742	72.47	11:07:20.885
3 -	2:27.073	0.346	72.67	11:09:47.958
4 -	2:28.067	1.340	72.18	11:12:16.025
5 -	2:27.180	0.453	72.61	11:14:43.205
6 -	2:26.854 (2)	0.127	72.78	11:17:10.059
7 -	2:27.066 (3)	0.339	72.67	11:19:37.125
8 -	<b>2:26.727 (1)</b>		<b>72.84</b>	<b>11:22:03.852</b>
9 -	2:31.411	4.684	70.58	11:24:35.263

P20 78 Richard BARTLETT				
LAP	LAP TIME	DIFF	MPH	TIME OF DAY
1 -	2:41.268	13.410	66.27	11:04:54.503
2 -	2:29.978	2.120	71.26	11:07:24.481
3 -	2:29.783	1.925	71.35	11:09:54.264
4 -	2:27.904 (2)	0.046	72.26	11:12:22.168
5 -	2:29.168 (3)	1.310	71.65	11:14:51.336
6 -	2:29.374	1.516	71.55	11:17:20.710
7 -	<b>2:27.858 (1)</b>		<b>72.28</b>	<b>11:19:48.568</b>
8 -	2:29.467	1.609	71.50	11:22:18.035
9 -	2:29.824	1.966	71.33	11:24:47.859

# BRSCC Snetterton Spring Race Weekend

## GAZ Shocks Mazda MX-5 Championship

### RACE 9 - LAP ANALYSIS

DIFF = Difference To Personal Best Lap

<b>P21 72 Andrew STORER</b>				
LAP	LAP TIME	DIFF	MPH	TIME OF DAY
1 -	2:41.562	13.452	66.15	11:04:54.797
2 -	2:29.966	1.856	71.27	11:07:24.763
3 -	2:29.538	1.428	71.47	11:09:54.301
4 -	2:28.700 (3)	0.590	71.87	11:12:23.001
5 -	<b>2:28.110 (1)</b>		<b>72.16</b>	<b>11:14:51.111</b>
6 -	2:29.009	0.899	71.72	11:17:20.120
7 -	2:30.536	2.426	71.00	11:19:50.656
8 -	2:29.986	1.876	71.26	11:22:20.642
9 -	2:28.687 (2)	0.577	71.88	11:24:49.329

<b>P22 67 Clive CHISNALL</b>				
LAP	LAP TIME	DIFF	MPH	TIME OF DAY
1 -	2:39.961	13.981	66.81	11:04:53.196
2 -	2:27.040	1.060	72.68	11:07:20.236
3 -	<b>2:25.980 (1)</b>		<b>73.21</b>	<b>11:09:46.216</b>
4 -	2:26.650	0.670	72.88	11:12:12.866
5 -	2:26.545 (3)	0.565	72.93	11:14:39.411
6 -	2:26.672	0.692	72.87	11:17:06.083
7 -	2:26.285 (2)	0.305	73.06	11:19:32.368

# BRSCC Snetterton Spring Race Weekend

## GAZ Shocks Mazda MX-5 Championship

### RACE 9 - STATISTICS

Competitors Started	22
Planned Start	2024-04-07 @ 11:00:00.000
Actual Start	2024-04-07 @ 11:02:13.234
Finish Time	2024-04-07 @ 11:23:23.700
Track Length	2.9689mi.
Total Laps	196
Total Distance Covered	581.9066mi.

#### Session Fastest Lap History

NO	CL	NAME	LAP TIME	TIME OF DAY	LAP	VEHICLE
75		Thomas LANGFORD	2:28.237	11:04:41.484	1	Mazda MX-5 Mk1
75		Thomas LANGFORD	2:20.768	11:07:02.254	2	Mazda MX-5 Mk1
75		Thomas LANGFORD	2:20.642	11:09:22.891	3	Mazda MX-5 Mk1
36		Jack NOLLER	2:20.542	11:09:32.508	3	Mazda MX-5 Mk1
75		Thomas LANGFORD	2:20.425	11:11:43.317	4	Mazda MX-5 Mk1
75		Thomas LANGFORD	2:20.396	11:14:03.712	5	Mazda MX-5 Mk1
27		Luke PULLEN	2:19.997	11:14:07.689	5	Mazda MX-5 Mk1
75		Thomas LANGFORD	2:19.715	11:16:23.428	6	Mazda MX-5 Mk1
36		Jack NOLLER	2:19.315	11:18:52.627	7	Mazda MX-5 Mk1

#### Session Leader History

NO	CL	NAME	FROM LAP	LAPS LED	DISTANCE	VEHICLE
75		Thomas LANGFORD	1	9	26.72 miles	Mazda MX-5 Mk1

#### Flag History

TYPE	TIME OF DAY
GREEN	11:02:13.234
FINISH	11:23:23.700

#### Flag Statistics

TYPE	COUNT	TOTAL LAPS	TOTAL TIME
Green	1	9	22:52.201
Red	0	0	0.000
Safety Car	0	0	0.000
FCY	0	0	0.000

# BRSCC Snetterton Spring Race Weekend

## GAZ Shocks Mazda MX-5 Championship

### RACE 9 - STATISTICS

CLASS :

13 Starters

#### Fastest Lap History

NO	NAME	LAP TIME	TIME OF DAY	LAP	VEHICLE
75	Thomas LANGFORD	2:28.237	11:04:41.484	1	Mazda MX-5 Mk1
75	Thomas LANGFORD	2:20.768	11:07:02.254	2	Mazda MX-5 Mk1
75	Thomas LANGFORD	2:20.642	11:09:22.891	3	Mazda MX-5 Mk1
36	Jack NOLLER	2:20.542	11:09:32.508	3	Mazda MX-5 Mk1
75	Thomas LANGFORD	2:20.425	11:11:43.317	4	Mazda MX-5 Mk1
75	Thomas LANGFORD	2:20.396	11:14:03.712	5	Mazda MX-5 Mk1
27	Luke PULLEN	2:19.997	11:14:07.689	5	Mazda MX-5 Mk1
75	Thomas LANGFORD	2:19.715	11:16:23.428	6	Mazda MX-5 Mk1
36	Jack NOLLER	2:19.315	11:18:52.627	7	Mazda MX-5 Mk1

#### Leader History

NO	NAME	FROM LAP	LAPS LED	DISTANCE	VEHICLE
75	Thomas LANGFORD	1	9	26.72 miles	Mazda MX-5 Mk1



# BRSCC Snetterton Spring Race Weekend

## GAZ Shocks Mazda MX-5 Championship

### RACE 9 - STATISTICS

CLASS : M

7 Starters

#### Fastest Lap History

NO	NAME	LAP TIME	TIME OF DAY	LAP	VEHICLE
7	Tim DORE	<b>2:32.320</b>	11:04:45.554	1	Mazda MX-5 Mk1
7	Tim DORE	<b>2:22.386</b>	11:07:07.949	2	Mazda MX-5 Mk1
7	Tim DORE	<b>2:21.887</b>	11:16:37.916	6	Mazda MX-5 Mk1
7	Tim DORE	<b>2:21.818</b>	11:21:21.969	8	Mazda MX-5 Mk1

#### Leader History

NO	NAME	FROM LAP	LAPS LED	DISTANCE	VEHICLE
7	Tim DORE	1	9	26.72 miles	Mazda MX-5 Mk1

**BRSCC Snetterton Spring Race Weekend**  
**GAZ Shocks Mazda MX-5 Championship**  
**RACE 9 - STATISTICS**

**CLASS : M (G)**

1 Starters

**Fastest Lap History**

NO	NAME	LAP TIME	TIME OF DAY	LAP	VEHICLE
72	Andrew STORER	<b>2:41.562</b>	11:04:54.807	1	Mazda MX-5 Mk1
72	Andrew STORER	<b>2:29.966</b>	11:07:24.773	2	Mazda MX-5 Mk1
72	Andrew STORER	<b>2:29.538</b>	11:09:54.301	3	Mazda MX-5 Mk1
72	Andrew STORER	<b>2:28.700</b>	11:12:23.011	4	Mazda MX-5 Mk1
72	Andrew STORER	<b>2:28.110</b>	11:14:51.122	5	Mazda MX-5 Mk1

**Leader History**

NO	NAME	FROM LAP	LAPS LED	DISTANCE	VEHICLE
72	Andrew STORER	1	9	26.72 miles	Mazda MX-5 Mk1

# BRSCC Snetterton Spring Race Weekend

## GAZ Shocks Mazda MX-5 Championship

### RACE 9 - STATISTICS

CLASS : (G)

1 Starters

#### Fastest Lap History

NO	NAME	LAP TIME	TIME OF DAY	LAP	VEHICLE
263	Fraser FENWICK	<b>2:29.378</b>	11:04:42.613	1	Mazda MX-5 Mk1
263	Fraser FENWICK	<b>2:21.774</b>	11:07:04.396	2	Mazda MX-5 Mk1
263	Fraser FENWICK	<b>2:21.180</b>	11:11:47.788	4	Mazda MX-5 Mk1
263	Fraser FENWICK	<b>2:20.006</b>	11:14:07.794	5	Mazda MX-5 Mk1
263	Fraser FENWICK	<b>2:19.837</b>	11:21:09.206	8	Mazda MX-5 Mk1

#### Leader History

NO	NAME	FROM LAP	LAPS LED	DISTANCE	VEHICLE
263	Fraser FENWICK	1	9	26.72 miles	Mazda MX-5 Mk1

**BRSCC Snetterton Spring Race Weekend**

**GAZ Shocks Mazda MX-5 Championship**

**RACE 13 - GRID (20 minutes)**



ROW 11	21	<b>72</b> Andrew STORER	22	<b>67</b> Clive CHISNALL	
ROW 10		19	<b>991</b> Simon PRIVETT	20	<b>78</b> Richard BARTLETT
ROW 9	17	<b>45</b> Graham RUMSEY	18	<b>50</b> Tim STORER	
ROW 8		15	<b>95</b> Adam ZIEBA	16	<b>577</b> Chris THELWELL
ROW 7	13	<b>13</b> Levi AISBETT	14	<b>22</b> Michael GREEN	
ROW 6		11	<b>8</b> Neil CHISNALL	12	<b>17</b> Harry STORER
ROW 5	9	<b>88</b> William CHADWICK	10	<b>7</b> Tim DORE	
ROW 4		7	<b>71</b> Ben SHORT	8	<b>24</b> Oliver GRAHAM
ROW 3	5	<b>544</b> Jack MOODY	6	<b>36</b> Jack NOLLER	
ROW 2		3	<b>19</b> Adam SPARROW	4	<b>263</b> Fraser FENWICK
ROW 1	1	<b>75</b> Thomas LANGFORD <b>Pole</b>	2	<b>27</b> Luke PULLEN	

These results are provisional until the conclusion of any judicial and technical matters.

Snetterton 300: 2.9689 miles

Clerk Of Course: Paul Levitt	Stewards:	Timekeeper: Lisa Sneader	
------------------------------	-----------	--------------------------	--

Results can be found at [www.tsl-timing.com](http://www.tsl-timing.com)

Printed - 11:27 Sunday, 07 April 2024



**BRSCC Snetterton Spring Race Weekend**  
**GAZ Shocks Mazda MX-5 Championship**  
**RACE 13 - CLASSIFICATION - AMENDED**  
Race Distance: 9 Laps / 26.72 miles



POS	NO	CL	PIC	NAME	ENTRY	LAPS	TIME	GAP	DIFF	MPH	BEST	ON	GRD	↑↓
1	75		1	Thomas LANGFORD	Mazda MX-5 Mk1	9	21:09.667			75.76	2:19.583	6	1	0
2	263	(G)	1	Fraser FENWICK	Mazda MX-5 Mk1	9	21:15.010	5.343	5.343	75.44	2:19.426	6	4	2
3	36		2	Jack NOLLER	Mazda MX-5 Mk1	9	21:16.923	7.256	1.913	75.33	2:19.753	6	6	3
4	27		3	Luke PULLEN	Mazda MX-5 Mk1	9	21:17.121	7.454	0.198	75.31	2:19.770	6	2	-2
5	19		4	Adam SPARROW	Mazda MX-5 Mk1	9	21:17.432	7.765	0.311	75.30	2:19.461	5	3	-2
6	88		5	William CHADWICK	Mazda MX-5 Mk1	9	21:20.900	11.233	3.468	75.09	2:20.384	5	9	3
7	71		6	Ben SHORT	Mazda MX-5 Mk1	9	21:21.179	11.512	0.279	75.08	2:20.379	5	7	0
8	24		7	Oliver GRAHAM	Mazda MX-5 Mk1	9	21:21.685	12.018	0.506	75.05	2:20.695	6	8	0
9	7	M	1	Tim DORE	Mazda MX-5 Mk1	9	21:26.031	16.364	4.346	74.79	2:20.939	4	10	1
10	8		8	Neil CHISNALL	Mazda MX-5 Mk1	9	21:28.379	18.712	2.348	74.66	2:21.612	9	11	1
11	13		9	Levi AISBETT	Mazda MX-5 Mk1	9	21:39.398	29.731	11.019	74.02	2:22.169	3	13	2
12	22		10	Michael GREEN	Mazda MX-5 Mk1	9	21:40.030	30.363	0.632	73.99	2:22.352	4	14	2
13	17*		11	Harry STORER	Mazda MX-5 Mk1	9	21:44.580	34.913	4.550	73.73	2:22.035	5	12	-1
14	95		12	Adam ZIEBA	Mazda MX-5 Mk1	9	21:56.519	46.852	11.939	73.06	2:23.923	2	15	1
15	45	M	2	Graham RUMSEY	Mazda MX-5 Mk1	9	22:00.312	50.645	3.793	72.85	2:24.931	5	17	2
16	577	M	3	Chris THELWELL	Mazda MX-5 Mk1	9	22:01.066	51.399	0.754	72.81	2:24.435	9	16	0
17	67	M	4	Clive CHISNALL	Mazda MX-5 Mk1	9	22:16.547	1:06.880	15.481	71.97	2:25.769	5	22	5
18	50	M	5	Tim STORER	Mazda MX-5 Mk1	9	22:18.694	1:09.027	2.147	71.85	2:25.750	7	18	0
19	72	M(G)	1	Andrew STORER	Mazda MX-5 Mk1	9	22:30.440	1:20.773	11.746	71.23	2:27.782	4	21	2
20	78	M	6	Richard BARTLETT	Mazda MX-5 Mk1	9	22:30.875	1:21.208	0.435	71.20	2:27.414	4	20	0
21	991	M	7	Simon PRIVETT	Mazda MX-5 Mk1	9	22:32.810	1:23.143	1.935	71.10	2:27.060	4	19	-2

NOT CLASSIFIED

DQ 544*	Jack MOODY	Mazda MX-5 Mk1	5
---------	------------	----------------	---

FASTEST LAP

263	(G)	Fraser FENWICK	Mazda MX-5 Mk1	6	2:19.426	76.65 mph	123.36 kph
19		Adam SPARROW	Mazda MX-5 Mk1	5	2:19.461	76.63 mph	123.33 kph
7	M	Tim DORE	Mazda MX-5 Mk1	4	2:20.939	75.83 mph	122.04 kph
72	M(G)	Andrew STORER	Mazda MX-5 Mk1	4	2:27.782	72.32 mph	116.39 kph

Comments: Car 17 - 5 second penalty applied for exceeding track limits  
Car 544 - Disqualified from meeting for Engines ref Reg 5.7

Weather / Track : Cloudy / Dry

Date: 07/04/2024 Start: 15:00 Finish: 15:22

These results are provisional until the conclusion of any judicial and technical matters.

Snetterton 300: 2.9689 miles

Clerk Of Course: Paul Levitt	Stewards:	Timekeeper: Lisa Sneider	
------------------------------	-----------	--------------------------	--

Results can be found at [www.tsl-timing.com](http://www.tsl-timing.com)

Printed - 17:58 Sunday, 07 April 2024



# BRSCC Snetterton Spring Race Weekend

## GAZ Shocks Mazda MX-5 Championship

### RACE 13 - LAP CHART

LAP 1 @ 15:03:27.068			LAP 2 @ 15:05:47.547			LAP 3 @ 15:08:07.703			LAP 4 @ 15:10:27.868			LAP 5 @ 15:12:48.089		
NO	BEHIND	LAP TIME	NO	BEHIND	LAP TIME	NO	BEHIND	LAP TIME	NO	BEHIND	LAP TIME	NO	BEHIND	LAP TIME
75		2:27.888	75		2:20.479	75		2:20.156	75		2:20.165	75		2:20.221
19	1.155	2:29.043	263	2.244	2:21.409	263	2.305	2:20.217	263	2.687	2:20.547	263	2.288	2:19.822
263	1.314	2:29.202	19	3.408	2:22.732	27	3.601	2:20.148	27	5.316	2:21.880	36	5.407	2:19.756
27	1.487	2:29.375	27	3.609	2:22.601	36	3.957	2:20.325	36	5.872	2:22.080	19	5.660	2:19.461
36	1.673	2:29.561	36	3.788	2:22.594	19	4.282	2:21.030	19	6.420	2:22.303	27	5.850	2:20.755
544	1.904	2:29.792	544	3.935	2:22.510	544	4.902	2:21.123	71	6.813	2:21.434	71	6.971	2:20.379
71	2.230	2:30.118	71	4.205	2:22.454	71	5.544	2:21.495	544	6.891	2:22.154	88	7.144	2:20.384
24	2.985	2:30.873	24	4.555	2:22.049	88	5.861	2:21.139	88	6.981	2:21.285	544	7.452	2:20.782
7	3.334	2:31.222	88	4.878	2:21.764	24	6.245	2:21.846	24	7.137	2:21.057	24	7.833	2:20.917
88	3.593	2:31.481	7	5.338	2:22.483	7	6.748	2:21.566	7	7.522	2:20.939	7	8.721	2:21.420
8	4.337	2:32.225	8	6.186	2:22.328	8	7.729	2:21.699	8	9.360	2:21.796	8	11.505	2:22.366
13	4.524	2:32.412	13	7.053	2:23.008	13	9.066	2:22.169	13	11.765	2:22.864	13	14.072	2:22.528
17	5.068	2:32.956	17	7.418	2:22.829	17	9.985	2:22.723	17	12.555	2:22.735	17	14.369	2:22.035
22	5.220	2:33.108	22	7.839	2:23.098	22	10.547	2:22.864	22	12.734	2:22.352	22	16.881	2:24.368
95	5.898	2:33.786	95	9.342	2:23.923	95	14.666	2:25.480	95	20.203	2:25.702	95	25.410	2:25.428
45	6.871	2:34.759	45	11.984	2:25.592	45	17.136	2:25.308	45	23.698	2:26.727	45	28.408	2:24.931
991	10.044	2:37.932	991	16.872	2:27.307	577	22.805	2:25.896	577	27.791	2:25.151	577	32.971	2:25.401
577	11.626	2:39.514	577	17.065	2:25.918	991	24.753	2:28.037	991	31.648	2:27.060	67	40.250	2:25.769
50	12.917	2:40.805	50	20.166	2:27.728	67	27.860	2:27.640	67	34.702	2:27.007	50	41.020	2:26.218
67	13.852	2:41.740	67	20.376	2:27.003	50	28.007	2:27.997	50	35.023	2:27.181	72	47.273	2:29.596
72	13.984	2:41.872	72	22.424	2:28.919	72	30.281	2:28.013	72	37.898	2:27.782	78	47.416	2:29.591
78	14.480	2:42.368	78	22.916	2:28.915	78	30.797	2:28.037	78	38.046	2:27.414	991	49.126	2:37.699

# BRSCC Snetterton Spring Race Weekend

## GAZ Shocks Mazda MX-5 Championship

### RACE 13 - LAP CHART

LAP 6 @ 15:15:07.672			LAP 7 @ 15:17:27.430			LAP 8 @ 15:19:47.535			LAP 9 @ 15:22:08.847		
NO	BEHIND	LAP TIME	NO	BEHIND	LAP TIME	NO	BEHIND	LAP TIME	NO	BEHIND	LAP TIME
75		2:19.583	75		2:19.758	75		2:20.105	75		2:21.312
263	2.131	2:19.426	263	2.773	2:20.400	263	3.602	2:20.934	263	5.343	2:23.053
36	5.577	2:19.753	36	6.038	2:20.219	36	7.232	2:21.299	36	7.256	2:21.336
19	5.787	2:19.710	19	6.195	2:20.166	19	7.372	2:21.282	27	7.454	2:21.380
27	6.037	2:19.770	27	6.351	2:20.072	27	7.386	2:21.140	19	7.765	2:21.705
71	8.268	2:20.880	71	9.681	2:21.171	71	10.724	2:21.148	88	11.233	2:21.657
88	8.529	2:20.968	544	9.850	2:21.075	88	10.888	2:20.879	71	11.512	2:22.100
544	8.533	2:20.664	88	10.114	2:21.343	544	11.089	2:21.344	544	11.807	2:22.030
24	8.945	2:20.695	24	10.467	2:21.280	24	11.380	2:21.018	24	12.018	2:21.950
7	10.521	2:21.383	7	12.396	2:21.633	7	14.670	2:22.379	7	16.364	2:23.006
8	14.239	2:22.317	8	16.691	2:22.210	8	18.412	2:21.826	8	18.712	2:21.612
13	17.146	2:22.657	13	19.890	2:22.502	17	25.051	2:24.795	13	29.731	2:25.968
17	17.530	2:22.744	17	20.361	2:22.589	13	25.075	2:25.290	17	29.913	2:26.174
22	20.829	2:23.531	22	24.751	2:23.680	22	27.929	2:23.283	22	30.363	2:23.746
95	30.314	2:24.487	95	35.424	2:24.868	95	41.010	2:25.691	95	46.852	2:27.154
45	34.304	2:25.479	45	39.507	2:24.961	45	45.964	2:26.562	45	50.645	2:25.993
577	38.047	2:24.659	577	43.452	2:25.163	577	48.276	2:24.929	577	51.399	2:24.435
67	46.873	2:26.206	50	53.909	2:25.750	67	1:00.917	2:26.978	67	1:06.880	2:27.275
50	47.917	2:26.480	67	54.044	2:26.929	50	1:02.253	2:28.449	50	1:09.027	2:28.086
72	56.923	2:29.233	72	1:05.474	2:28.309	72	1:13.313	2:27.944	72	1:20.773	2:28.772
78	57.299	2:29.466	78	1:05.786	2:28.245	78	1:13.687	2:28.006	78	1:21.208	2:28.833
991	59.118	2:29.575	991	1:06.586	2:27.226	991	1:14.256	2:27.775	991	1:23.143	2:30.199

# BRSCC Snetterton Spring Race Weekend

## GAZ Shocks Mazda MX-5 Championship

### RACE 13 - LAP ANALYSIS

DIFF = Difference To Personal Best Lap

P1 75 Thomas LANGFORD				
LAP	LAP TIME	DIFF	MPH	TIME OF DAY
1 -	2:27.888	8.305	72.27	15:03:27.068
2 -	2:20.479	0.896	76.08	15:05:47.547
3 -	2:20.156	0.573	76.25	15:08:07.703
4 -	2:20.165	0.582	76.25	15:10:27.868
5 -	2:20.221	0.638	76.22	15:12:48.089
<b>6 -</b>	<b>2:19.583 (1)</b>		<b>76.57</b>	<b>15:15:07.672</b>
7 -	2:19.758 (2)	0.175	76.47	15:17:27.430
8 -	2:20.105 (3)	0.522	76.28	15:19:47.535
9 -	2:21.312	1.729	75.63	15:22:08.847

P2 263 Fraser FENWICK				
LAP	LAP TIME	DIFF	MPH	TIME OF DAY
1 -	2:29.202	9.776	71.63	15:03:28.382
2 -	2:21.409	1.983	75.58	15:05:49.791
3 -	2:20.217 (3)	0.791	76.22	15:08:10.008
4 -	2:20.547	1.121	76.04	15:10:30.555
5 -	2:19.822 (2)	0.396	76.44	15:12:50.377
<b>6 -</b>	<b>2:19.426 (1)</b>		<b>76.65</b>	<b>15:15:09.803</b>
7 -	2:20.400	0.974	76.12	15:17:30.203
8 -	2:20.934	1.508	75.83	15:19:51.137
9 -	2:23.053	3.627	74.71	15:22:14.190

P3 36 Jack NOLLER				
LAP	LAP TIME	DIFF	MPH	TIME OF DAY
1 -	2:29.561	9.808	71.46	15:03:28.741
2 -	2:22.594	2.841	74.95	15:05:51.335
3 -	2:20.325	0.572	76.16	15:08:11.660
4 -	2:22.080	2.327	75.22	15:10:33.740
5 -	2:19.756 (2)	0.003	76.47	15:12:53.496
<b>6 -</b>	<b>2:19.753 (1)</b>		<b>76.47</b>	<b>15:15:13.249</b>
7 -	2:20.219 (3)	0.466	76.22	15:17:33.468
8 -	2:21.299	1.546	75.64	15:19:54.767
9 -	2:21.336	1.583	75.62	15:22:16.103

P4 27 Luke PULLEN				
LAP	LAP TIME	DIFF	MPH	TIME OF DAY
1 -	2:29.375	9.605	71.55	15:03:28.555
2 -	2:22.601	2.831	74.95	15:05:51.156
3 -	2:20.148 (3)	0.378	76.26	15:08:11.304
4 -	2:21.880	2.110	75.33	15:10:33.184
5 -	2:20.755	0.985	75.93	15:12:53.939
<b>6 -</b>	<b>2:19.770 (1)</b>		<b>76.46</b>	<b>15:15:13.709</b>
7 -	2:20.072 (2)	0.302	76.30	15:17:33.781
8 -	2:21.140	1.370	75.72	15:19:54.921
9 -	2:21.380	1.610	75.59	15:22:16.301

P5 19 Adam SPARROW				
LAP	LAP TIME	DIFF	MPH	TIME OF DAY
1 -	2:29.043	9.582	71.71	15:03:28.223
2 -	2:22.732	3.271	74.88	15:05:50.955
3 -	2:21.030	1.569	75.78	15:08:11.985
4 -	2:22.303	2.842	75.10	15:10:34.288
<b>5 -</b>	<b>2:19.461 (1)</b>		<b>76.63</b>	<b>15:12:53.749</b>
6 -	2:19.710 (2)	0.249	76.50	15:15:13.459
7 -	2:20.166 (3)	0.705	76.25	15:17:33.625
8 -	2:21.282	1.821	75.65	15:19:54.907
9 -	2:21.705	2.244	75.42	15:22:16.612

DIFF = Difference To Personal Best Lap

P6 88 William CHADWICK				
LAP	LAP TIME	DIFF	MPH	TIME OF DAY
1 -	2:31.481	11.097	70.55	15:03:30.661
2 -	2:21.764	1.380	75.39	15:05:52.425
3 -	2:21.139	0.755	75.72	15:08:13.564
4 -	2:21.285	0.901	75.64	15:10:34.849
<b>5 -</b>	<b>2:20.384 (1)</b>		<b>76.13</b>	<b>15:12:55.233</b>
6 -	2:20.968 (3)	0.584	75.81	15:15:16.201
7 -	2:21.343	0.959	75.61	15:17:37.544
8 -	2:20.879 (2)	0.495	75.86	15:19:58.423
9 -	2:21.657	1.273	75.45	15:22:20.080

P7 71 Ben SHORT				
LAP	LAP TIME	DIFF	MPH	TIME OF DAY
1 -	2:30.118	9.739	71.19	15:03:29.298
2 -	2:22.454	2.075	75.02	15:05:51.752
3 -	2:21.495	1.116	75.53	15:08:13.247
4 -	2:21.434	1.055	75.56	15:10:34.681
<b>5 -</b>	<b>2:20.379 (1)</b>		<b>76.13</b>	<b>15:12:55.060</b>
6 -	2:20.880 (2)	0.501	75.86	15:15:15.940
7 -	2:21.171	0.792	75.71	15:17:37.111
8 -	2:21.148 (3)	0.769	75.72	15:19:58.259
9 -	2:22.100	1.721	75.21	15:22:20.359

P8 544 Jack MOODY				
LAP	LAP TIME	DIFF	MPH	TIME OF DAY
1 -	2:29.792	9.128	71.35	15:03:28.972
2 -	2:22.510	1.846	74.99	15:05:51.482
3 -	2:21.123	0.459	75.73	15:08:12.605
4 -	2:22.154	1.490	75.18	15:10:34.759
5 -	2:20.782 (2)	0.118	75.91	15:12:55.541
<b>6 -</b>	<b>2:20.664 (1)</b>		<b>75.98</b>	<b>15:15:16.205</b>
7 -	2:21.075 (3)	0.411	75.76	15:17:37.280
8 -	2:21.344	0.680	75.61	15:19:58.624
9 -	2:22.030	1.366	75.25	15:22:20.654

P9 24 Oliver GRAHAM				
LAP	LAP TIME	DIFF	MPH	TIME OF DAY
1 -	2:30.873	10.178	70.84	15:03:30.053
2 -	2:22.049	1.354	75.24	15:05:52.102
3 -	2:21.846	1.151	75.34	15:08:13.948
4 -	2:21.057	0.362	75.77	15:10:35.005
5 -	2:20.917 (2)	0.222	75.84	15:12:55.922
<b>6 -</b>	<b>2:20.695 (1)</b>		<b>75.96</b>	<b>15:15:16.617</b>
7 -	2:21.280	0.585	75.65	15:17:37.897
8 -	2:21.018 (3)	0.323	75.79	15:19:58.915
9 -	2:21.950	1.255	75.29	15:22:20.865

P10 7 Tim DORE				
LAP	LAP TIME	DIFF	MPH	TIME OF DAY
1 -	2:31.222	10.283	70.67	15:03:30.402
2 -	2:22.483	1.544	75.01	15:05:52.885
3 -	2:21.566	0.627	75.49	15:08:14.451
<b>4 -</b>	<b>2:20.939 (1)</b>		<b>75.83</b>	<b>15:10:35.390</b>
5 -	2:21.420 (3)	0.481	75.57	15:12:56.810
6 -	2:21.383 (2)	0.444	75.59	15:15:18.193
7 -	2:21.633	0.694	75.46	15:17:39.826
8 -	2:22.379	1.440	75.06	15:20:02.205
9 -	2:23.006	2.067	74.73	15:22:25.211



# BRSCC Snetterton Spring Race Weekend

## GAZ Shocks Mazda MX-5 Championship

### RACE 13 - LAP ANALYSIS

DIFF = Difference To Personal Best Lap

P11 8 Neil CHISNALL				
LAP	LAP TIME	DIFF	MPH	TIME OF DAY
1 -	2:32.225	10.613	70.21	15:03:31.405
2 -	2:22.328	0.716	75.09	15:05:53.733
3 -	2:21.699 (2)	0.087	75.42	15:08:15.432
4 -	2:21.796 (3)	0.184	75.37	15:10:37.228
5 -	2:22.366	0.754	75.07	15:12:59.594
6 -	2:22.317	0.705	75.10	15:15:21.911
7 -	2:22.210	0.598	75.15	15:17:44.121
8 -	2:21.826	0.214	75.36	15:20:05.947
9 -	<b>2:21.612 (1)</b>		<b>75.47</b>	<b>15:22:27.559</b>

P12 13 Levi AISBETT				
LAP	LAP TIME	DIFF	MPH	TIME OF DAY
1 -	2:32.412	10.243	70.12	15:03:31.592
2 -	2:23.008	0.839	74.73	15:05:54.600
3 -	<b>2:22.169 (1)</b>		<b>75.17</b>	<b>15:08:16.769</b>
4 -	2:22.864	0.695	74.81	15:10:39.633
5 -	2:22.528 (3)	0.359	74.98	15:13:02.161
6 -	2:22.657	0.488	74.92	15:15:24.818
7 -	2:22.502 (2)	0.333	75.00	15:17:47.320
8 -	2:25.290	3.121	73.56	15:20:12.610
9 -	2:25.968	3.799	73.22	15:22:38.578

P13 17 Harry STORER				
LAP	LAP TIME	DIFF	MPH	TIME OF DAY
1 -	2:32.956	10.921	69.87	15:03:32.136
2 -	2:22.829	0.794	74.83	15:05:54.965
3 -	2:22.723 (3)	0.688	74.88	15:08:17.688
4 -	2:22.735	0.700	74.88	15:10:40.423
5 -	<b>2:22.035 (1)</b>		<b>75.24</b>	<b>15:13:02.458</b>
6 -	2:22.744	0.709	74.87	15:15:25.202
7 -	2:22.589 (2)	0.554	74.95	15:17:47.791
8 -	2:24.795	2.760	73.81	15:20:12.586
9 -	2:26.174	4.139	73.11	15:22:38.760

P14 22 Michael GREEN				
LAP	LAP TIME	DIFF	MPH	TIME OF DAY
1 -	2:33.108	10.756	69.80	15:03:32.288
2 -	2:23.098 (3)	0.746	74.69	15:05:55.386
3 -	2:22.864 (2)	0.512	74.81	15:08:18.250
4 -	<b>2:22.352 (1)</b>		<b>75.08</b>	<b>15:10:40.602</b>
5 -	2:24.368	2.016	74.03	15:13:04.970
6 -	2:23.531	1.179	74.46	15:15:28.501
7 -	2:23.680	1.328	74.38	15:17:52.181
8 -	2:23.283	0.931	74.59	15:20:15.464
9 -	2:23.746	1.394	74.35	15:22:39.210

P15 95 Adam ZIEBA				
LAP	LAP TIME	DIFF	MPH	TIME OF DAY
1 -	2:33.786	9.863	69.49	15:03:32.966
2 -	<b>2:23.923 (1)</b>		<b>74.26</b>	<b>15:05:56.889</b>
3 -	2:25.480	1.557	73.46	15:08:22.369
4 -	2:25.702	1.779	73.35	15:10:48.071
5 -	2:25.428	1.505	73.49	15:13:13.499
6 -	2:24.487 (2)	0.564	73.97	15:15:37.986
7 -	2:24.868 (3)	0.945	73.77	15:18:02.854
8 -	2:25.691	1.768	73.36	15:20:28.545
9 -	2:27.154	3.231	72.63	15:22:55.699

DIFF = Difference To Personal Best Lap

P16 45 Graham RUMSEY				
LAP	LAP TIME	DIFF	MPH	TIME OF DAY
1 -	2:34.759	9.828	69.06	15:03:33.939
2 -	2:25.592	0.661	73.41	15:05:59.531
3 -	2:25.308 (3)	0.377	73.55	15:08:24.839
4 -	2:26.727	1.796	72.84	15:10:51.566
5 -	<b>2:24.931 (1)</b>		<b>73.74</b>	<b>15:13:16.497</b>
6 -	2:25.479	0.548	73.46	15:15:41.976
7 -	2:24.961 (2)	0.030	73.73	15:18:06.937
8 -	2:26.562	1.631	72.92	15:20:33.499
9 -	2:25.993	1.062	73.20	15:22:59.492

P17 577 Chris THELWELL				
LAP	LAP TIME	DIFF	MPH	TIME OF DAY
1 -	2:39.514	15.079	67.00	15:03:38.694
2 -	2:25.918	1.483	73.24	15:06:04.612
3 -	2:25.896	1.461	73.25	15:08:30.508
4 -	2:25.151	0.716	73.63	15:10:55.659
5 -	2:25.401	0.966	73.50	15:13:21.060
6 -	2:24.659 (2)	0.224	73.88	15:15:45.719
7 -	2:25.163	0.728	73.62	15:18:10.882
8 -	2:24.929 (3)	0.494	73.74	15:20:35.811
9 -	<b>2:24.435 (1)</b>		<b>73.99</b>	<b>15:23:00.246</b>

P18 67 Clive CHISNALL				
LAP	LAP TIME	DIFF	MPH	TIME OF DAY
1 -	2:41.740	15.971	66.08	15:03:40.920
2 -	2:27.003	1.234	72.70	15:06:07.923
3 -	2:27.640	1.871	72.39	15:08:35.563
4 -	2:27.007	1.238	72.70	15:11:02.570
5 -	<b>2:25.769 (1)</b>		<b>73.32</b>	<b>15:13:28.339</b>
6 -	2:26.206 (2)	0.437	73.10	15:15:54.545
7 -	2:26.929 (3)	1.160	72.74	15:18:21.474
8 -	2:26.978	1.209	72.71	15:20:48.452
9 -	2:27.275	1.506	72.57	15:23:15.727

P19 50 Tim STORER				
LAP	LAP TIME	DIFF	MPH	TIME OF DAY
1 -	2:40.805	15.055	66.46	15:03:39.985
2 -	2:27.728	1.978	72.34	15:06:07.713
3 -	2:27.997	2.247	72.21	15:08:35.710
4 -	2:27.181	1.431	72.61	15:11:02.891
5 -	2:26.218 (2)	0.468	73.09	15:13:29.109
6 -	2:26.480 (3)	0.730	72.96	15:15:55.589
7 -	<b>2:25.750 (1)</b>		<b>73.33</b>	<b>15:18:21.339</b>
8 -	2:28.449	2.699	71.99	15:20:49.788
9 -	2:28.086	2.336	72.17	15:23:17.874

P20 72 Andrew STORER				
LAP	LAP TIME	DIFF	MPH	TIME OF DAY
1 -	2:41.872	14.090	66.02	15:03:41.052
2 -	2:28.919	1.137	71.77	15:06:09.971
3 -	2:28.013 (3)	0.231	72.21	15:08:37.984
4 -	<b>2:27.782 (1)</b>		<b>72.32</b>	<b>15:11:05.766</b>
5 -	2:29.596	1.814	71.44	15:13:35.362
6 -	2:29.233	1.451	71.62	15:16:04.595
7 -	2:28.309	0.527	72.06	15:18:32.904
8 -	2:27.944 (2)	0.162	72.24	15:21:00.848
9 -	2:28.772	0.990	71.84	15:23:29.620

# BRSCC Snetterton Spring Race Weekend

## GAZ Shocks Mazda MX-5 Championship

### RACE 13 - LAP ANALYSIS

DIFF = Difference To Personal Best Lap

<b>P21 78 Richard BARTLETT</b>				
LAP	LAP TIME	DIFF	MPH	TIME OF DAY
1 -	2:42.368	14.954	65.82	15:03:41.548
2 -	2:28.915	1.501	71.77	15:06:10.463
3 -	2:28.037 (3)	0.623	72.19	15:08:38.500
<b>4 -</b>	<b>2:27.414 (1)</b>		<b>72.50</b>	<b>15:11:05.914</b>
5 -	2:29.591	2.177	71.44	15:13:35.505
6 -	2:29.466	2.052	71.50	15:16:04.971
7 -	2:28.245	0.831	72.09	15:18:33.216
8 -	2:28.006 (2)	0.592	72.21	15:21:01.222
9 -	2:28.833	1.419	71.81	15:23:30.055

<b>P22 991 Simon PRIVETT</b>				
LAP	LAP TIME	DIFF	MPH	TIME OF DAY
1 -	2:37.932	10.872	67.67	15:03:37.112
2 -	2:27.307 (3)	0.247	72.55	15:06:04.419
3 -	2:28.037	0.977	72.19	15:08:32.456
<b>4 -</b>	<b>2:27.060 (1)</b>		<b>72.67</b>	<b>15:10:59.516</b>
5 -	2:37.699	10.639	67.77	15:13:37.215
6 -	2:29.575	2.515	71.45	15:16:06.790
7 -	2:27.226 (2)	0.166	72.59	15:18:34.016
8 -	2:27.775	0.715	72.32	15:21:01.791
9 -	2:30.199	3.139	71.15	15:23:31.990

**BRSCC Snetterton Spring Race Weekend**  
**GAZ Shocks Mazda MX-5 Championship**  
**RACE 13 - STATISTICS**

**Competitors Started** 22  
**Planned Start** 2024-04-07 @ 15:10:00.000  
**Actual Start** 2024-04-07 @ 15:00:59.179  
**Finish Time** 2024-04-07 @ 15:22:06.653  
**Track Length** 2.9689mi.  
**Total Laps** 198  
**Total Distance Covered** 587.8444mi.

**Session Fastest Lap History**

NO	CL	NAME	LAP TIME	TIME OF DAY	LAP	VEHICLE
75		Thomas LANGFORD	<b>2:27.888</b>	15:03:27.079	1	Mazda MX-5 Mk1
75		Thomas LANGFORD	<b>2:20.479</b>	15:05:47.557	2	Mazda MX-5 Mk1
75		Thomas LANGFORD	<b>2:20.156</b>	15:08:07.713	3	Mazda MX-5 Mk1
27		Luke PULLEN	<b>2:20.148</b>	15:08:11.310	3	Mazda MX-5 Mk1
263	(G)	Fraser FENWICK	<b>2:19.822</b>	15:12:50.385	5	Mazda MX-5 Mk1
36		Jack NOLLER	<b>2:19.756</b>	15:12:53.503	5	Mazda MX-5 Mk1
19		Adam SPARROW	<b>2:19.461</b>	15:12:53.760	5	Mazda MX-5 Mk1
263	(G)	Fraser FENWICK	<b>2:19.426</b>	15:15:09.811	6	Mazda MX-5 Mk1

**Session Leader History**

NO	CL	NAME	FROM LAP	LAPS LED	DISTANCE	VEHICLE
75		Thomas LANGFORD	1	9	26.72 miles	Mazda MX-5 Mk1

**Flag History**

TYPE	TIME OF DAY
GREEN	15:00:59.179
FINISH	15:22:06.653

**Flag Statistics**

TYPE	COUNT	TOTAL LAPS	TOTAL TIME
Green	1	9	22:53.678
Red	0	0	0.000
Safety Car	0	0	0.000
FCY	0	0	0.000

**BRSCC Snetterton Spring Race Weekend**  
**GAZ Shocks Mazda MX-5 Championship**  
**RACE 13 - STATISTICS**

**CLASS :**

13 Starters

**Fastest Lap History**

NO	NAME	LAP TIME	TIME OF DAY	LAP	VEHICLE
75	Thomas LANGFORD	2:27.888	15:03:27.079	1	Mazda MX-5 Mk1
75	Thomas LANGFORD	2:20.479	15:05:47.557	2	Mazda MX-5 Mk1
75	Thomas LANGFORD	2:20.156	15:08:07.713	3	Mazda MX-5 Mk1
27	Luke PULLEN	2:20.148	15:08:11.310	3	Mazda MX-5 Mk1
36	Jack NOLLER	2:19.756	15:12:53.503	5	Mazda MX-5 Mk1
19	Adam SPARROW	2:19.461	15:12:53.760	5	Mazda MX-5 Mk1

**Leader History**

NO	NAME	FROM LAP	LAPS LED	DISTANCE	VEHICLE
75	Thomas LANGFORD	1	9	26.72 miles	Mazda MX-5 Mk1

**BRSCC Snetterton Spring Race Weekend**  
**GAZ Shocks Mazda MX-5 Championship**  
**RACE 13 - STATISTICS**

**CLASS : M**

**7 Starters**

**Fastest Lap History**

NO	NAME	LAP TIME	TIME OF DAY	LAP	VEHICLE
7	Tim DORE	<b>2:31.222</b>	15:03:30.410	1	Mazda MX-5 Mk1
7	Tim DORE	<b>2:22.483</b>	15:05:52.893	2	Mazda MX-5 Mk1
7	Tim DORE	<b>2:21.566</b>	15:08:14.459	3	Mazda MX-5 Mk1
7	Tim DORE	<b>2:20.939</b>	15:10:35.398	4	Mazda MX-5 Mk1

**Leader History**

NO	NAME	FROM LAP	LAPS LED	DISTANCE	VEHICLE
7	Tim DORE	1	9	26.72 miles	Mazda MX-5 Mk1

**BRSCC Snetterton Spring Race Weekend**  
**GAZ Shocks Mazda MX-5 Championship**  
**RACE 13 - STATISTICS**

**CLASS : M (G)**

1 Starters

**Fastest Lap History**

NO	NAME	LAP TIME	TIME OF DAY	LAP	VEHICLE
72	Andrew STORER	<b>2:41.872</b>	15:03:40.968	1	Mazda MX-5 Mk1
72	Andrew STORER	<b>2:28.919</b>	15:06:09.980	2	Mazda MX-5 Mk1
72	Andrew STORER	<b>2:28.013</b>	15:08:37.994	3	Mazda MX-5 Mk1
72	Andrew STORER	<b>2:27.782</b>	15:11:05.776	4	Mazda MX-5 Mk1

**Leader History**

NO	NAME	FROM LAP	LAPS LED	DISTANCE	VEHICLE
72	Andrew STORER	1	9	26.72 miles	Mazda MX-5 Mk1

**BRSCC Snetterton Spring Race Weekend**  
**GAZ Shocks Mazda MX-5 Championship**  
**RACE 13 - STATISTICS**

**CLASS : (G)**

1 Starters

**Fastest Lap History**

NO	NAME	LAP TIME	TIME OF DAY	LAP	VEHICLE
263	Fraser FENWICK	<b>2:29.202</b>	15:03:28.303	1	Mazda MX-5 Mk1
263	Fraser FENWICK	<b>2:21.409</b>	15:05:49.799	2	Mazda MX-5 Mk1
263	Fraser FENWICK	<b>2:20.217</b>	15:08:10.015	3	Mazda MX-5 Mk1
263	Fraser FENWICK	<b>2:19.822</b>	15:12:50.385	5	Mazda MX-5 Mk1
263	Fraser FENWICK	<b>2:19.426</b>	15:15:09.811	6	Mazda MX-5 Mk1

**Leader History**

NO	NAME	FROM LAP	LAPS LED	DISTANCE	VEHICLE
263	Fraser FENWICK	1	9	26.72 miles	Mazda MX-5 Mk1