



CLAPHAM NORTH MOT BRSCC MAZDA MX-5 SUPERCUP



BRSCC Snetterton Spring Race Meeting

Snetterton 300

6th / 7th April 2024



Timing & Results Provided by Timing Solutions Ltd

www.tsl-timing.com



Snetterton

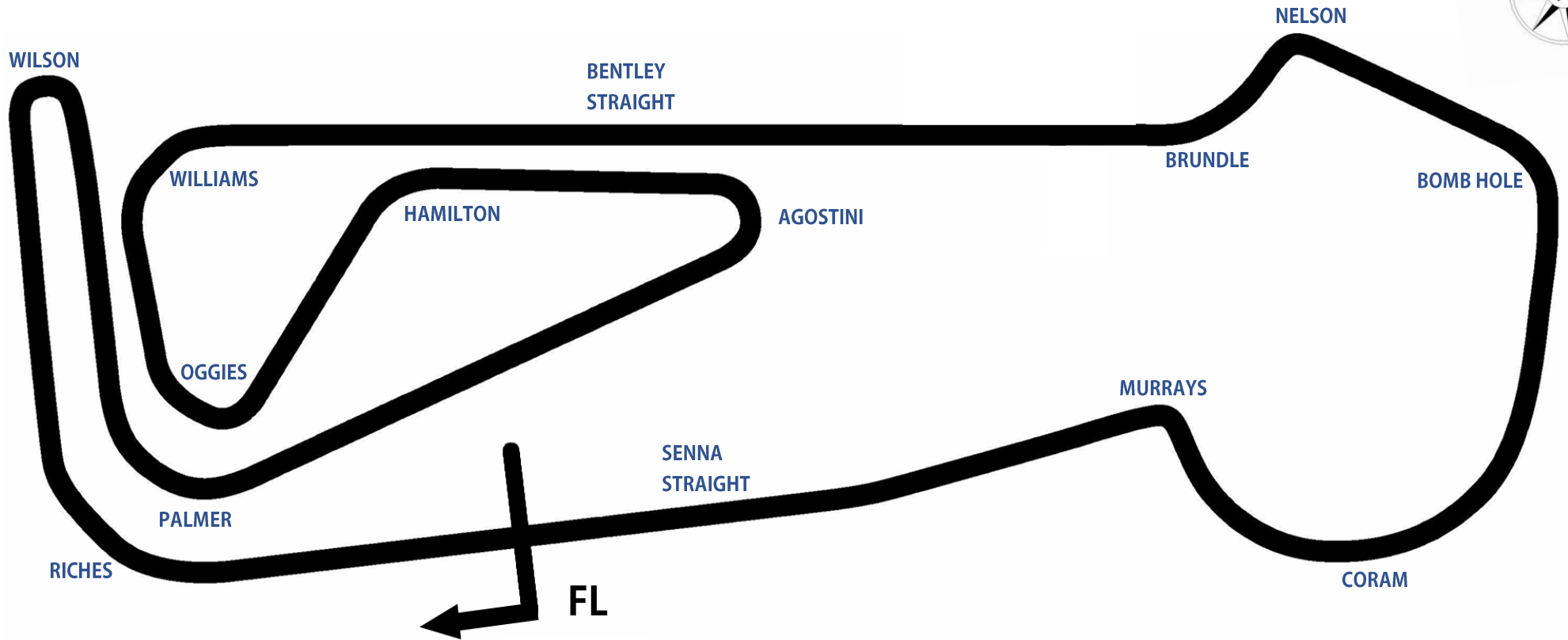
Snetterton 300 Circuit

Norwich, Norfolk, UK

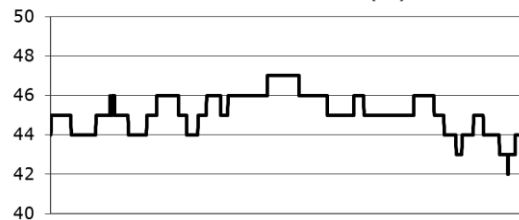


SPORTS TIMING

TIMING SOLUTIONS LTD



Circuit Altitude (m)



Length 2.9689 miles | 4.778 km | 4778.0 m

FL		52.46340 N	0.94476 E
Pit Entry	4572m	52.46364 N	0.94774 E
Pit Exit	40m after FL	52.46338 N	0.94420 E
Pit Entry - Pit Exit	246m, 17.75 @ 50kph, 14.7s @ 60kph		

Results & Live Timing available at – www.tsl-timing.com

Updated - 14/03/2024 14:52

BRSCC Snetterton Spring Race Weekend

Clapham North Mazda MX-5 SuperCup Championship

QUALIFYING - RACE 2 - CLASSIFICATION



POS	NO	CL	PIC	NAME	ENTRY	TIME	ON	LAPS	GAP	DIFF	MPH
1	29*	Pro	1	Patrick FLETCHER	Mazda MX-5 Mk3	2:13.502	6	9			80.05
2	1*	Pro	2	Aidan HILLS	Mazda MX-5 Mk3	2:13.679	7	9	0.177	0.177	79.95
3	16	Pro	3	Tom GRIFFITHS	Mazda MX-5 Mk3	2:13.752	8	9	0.250	0.073	79.90
4	50	Pro	4	Leigh BRITTEN	Mazda MX-5 Mk3	2:14.211	4	9	0.709	0.459	79.63
5	4	Pro	5	James BLAKE-BALDWIN	Mazda MX-5 Mk3	2:14.576	4	8	1.074	0.365	79.42
6	41	Pro	6	Joe WIGGIN	Mazda MX-5 Mk3	2:14.759	6	8	1.257	0.183	79.31
7	93	Pro	7	Jack BREWER	Mazda MX-5 Mk3	2:14.944	6	9	1.442	0.185	79.20
8	500	Pro	8	Colin TURKINGTON	Mazda MX-5 Mk3	2:15.074	7	9	1.572	0.130	79.12
9	57	Pro	9	Sam HEADING	Mazda MX-5 Mk3	2:15.108	3	9	1.606	0.034	79.10
10	88*	Pro	10	Alex STOTT	Mazda MX-5 Mk3	2:15.123	8	9	1.621	0.015	79.09
11	22*	Pro M	1	Nic GRINDROD	Mazda MX-5 Mk3	2:15.231	6	9	1.729	0.108	79.03
12	63*	Pro M	2	Oliver ALLWOOD	Mazda MX-5 Mk3	2:15.301	9	9	1.799	0.070	78.99
13	68*	Pro M	3	Simon BALDWIN	Mazda MX-5 Mk3	2:15.451	4	7	1.949	0.150	78.90
14	24*	Pro	11	James COSSINS	Mazda MX-5 Mk3	2:15.488	4	8	1.986	0.037	78.88
15	3	Pro	12	Elliot LETTIS	Mazda MX-5 Mk3	2:15.809	8	9	2.307	0.321	78.69
16	91*	Pro	13	Jack SYCAMORE	Mazda MX-5 Mk3	2:15.916	3	8	2.414	0.107	78.63
17	23	Pro M	4	Martin TOLLEY	Mazda MX-5 Mk3	2:16.725	7	9	3.223	0.809	78.17
18	69	Pro M	5	George GRANT	Mazda MX-5 Mk3	2:16.983	7	9	3.481	0.258	78.02
19	27	Club	1	Ollie HALL	Mazda MX-5 Mk3	2:17.024	7	8	3.522	0.041	78.00
20	9	Club	2	Aimee WATTS	Mazda MX-5 Mk3	2:17.432	7	9	3.930	0.408	77.76
21	15	Club M	1	Clive POWLES	Mazda MX-5 Mk3	2:17.653	9	9	4.151	0.221	77.64
22	13	Club	3	Wilbur TILEY	Mazda MX-5 Mk3	2:17.677	4	8	4.175	0.024	77.63
23	5	Club M	2	Jim BARRATT	Mazda MX-5 Mk3	2:17.789	7	9	4.287	0.112	77.56
24	11*	Pro	14	Ewan THOMAS	Mazda MX-5 Mk3	2:18.553	3	9	5.051	0.764	77.14
25	90	Club M	3	Bruce ROBINSON	Mazda MX-5 Mk3	2:19.090	6	9	5.588	0.537	76.84
26	30	Club	4	Aaron HERBERT	Mazda MX-5 Mk3	2:19.116	4	5	5.614	0.026	76.82
27	17*		1	Jayden KELLY	Mazda MX-5 Mk3	2:19.661	4	9	6.159	0.545	76.52
28	33	Club	5	Alexander JONES	Mazda MX-5 Mk3	2:24.558	9	9	11.056	4.897	73.93

Comments: Cars 68 and 91 - Please fit a working transponder
 No. 1, 11, 17, 63, 88 - 1 Lap time disallowed; exceeding track limits.
 No. 22, 29 - 2 Lap times disallowed; exceeding track limits.
 No. 24 - 3 Lap times disallowed; exceeding track limits.

Weather / Track : Cloudy / Dry

Date: 06/04/2024 Start: 09:19 Finish: 09:39
 Snetterton 300: 2.9689 miles

These results are provisional until the conclusion of any judicial and technical matters.

Clerk Of Course: Paul Levitt	Stewards:	Timekeeper: Lisa Sneader	
------------------------------	-----------	--------------------------	--

Results can be found at www.tsl-timing.com

Printed - 09:46 Saturday, 06 April 2024



BRSCC Snetterton Spring Race Weekend

Clapham North Mazda MX-5 SuperCup Championship

QUALIFYING - RACE 7 - 2ND FASTEST CLASSIFICATION



POS	NO	CL	PIC	NAME	ENTRY	TIME	ON	LAPS	GAP	DIFF	MPH
1	29*	Pro	1	Patrick FLETCHER	Mazda MX-5 Mk3	2:13.795	8	9			79.88
2	1*	Pro	2	Aidan HILLS	Mazda MX-5 Mk3	2:14.023	5	9	0.228	0.228	79.74
3	16	Pro	3	Tom GRIFFITHS	Mazda MX-5 Mk3	2:14.069	9	9	0.274	0.046	79.72
4	50	Pro	4	Leigh BRITTEN	Mazda MX-5 Mk3	2:14.231	8	9	0.436	0.162	79.62
5	41	Pro	5	Joe WIGGIN	Mazda MX-5 Mk3	2:14.772	4	8	0.977	0.541	79.30
6	57	Pro	6	Sam HEADING	Mazda MX-5 Mk3	2:15.145	6	9	1.350	0.373	79.08
7	500	Pro	7	Colin TURKINGTON	Mazda MX-5 Mk3	2:15.195	8	9	1.400	0.050	79.05
8	93	Pro	8	Jack BREWER	Mazda MX-5 Mk3	2:15.291	4	9	1.496	0.096	79.00
9	88*	Pro	9	Alex STOTT	Mazda MX-5 Mk3	2:15.295	4	9	1.500	0.004	78.99
10	22*	Pro M	1	Nic GRINDROD	Mazda MX-5 Mk3	2:15.316	8	9	1.521	0.021	78.98
11	63*	Pro M	2	Oliver ALLWOOD	Mazda MX-5 Mk3	2:15.332	8	9	1.537	0.016	78.97
12	4	Pro	10	James BLAKE-BALDWIN	Mazda MX-5 Mk3	2:15.508	8	8	1.713	0.176	78.87
13	68*	Pro M	3	Simon BALDWIN	Mazda MX-5 Mk3	2:15.520	3	7	1.725	0.012	78.86
14	24*	Pro	11	James COSSINS	Mazda MX-5 Mk3	2:15.847	8	8	2.052	0.327	78.67
15	3	Pro	12	Elliot LETTIS	Mazda MX-5 Mk3	2:15.868	6	9	2.073	0.021	78.66
16	91*	Pro	13	Jack SYCAMORE	Mazda MX-5 Mk3	2:16.086	6	8	2.291	0.218	78.53
17	23	Pro M	4	Martin TOLLEY	Mazda MX-5 Mk3	2:17.110	8	9	3.315	1.024	77.95
18	69	Pro M	5	George GRANT	Mazda MX-5 Mk3	2:17.387	5	9	3.592	0.277	77.79
19	9	Club	1	Aimee WATTS	Mazda MX-5 Mk3	2:17.446	6	9	3.651	0.059	77.76
20	27	Club	2	Ollie HALL	Mazda MX-5 Mk3	2:17.481	4	8	3.686	0.035	77.74
21	15	Club M	1	Clive POWLES	Mazda MX-5 Mk3	2:18.049	8	9	4.254	0.568	77.42
22	5	Club M	2	Jim BARRATT	Mazda MX-5 Mk3	2:18.250	5	9	4.455	0.201	77.30
23	13	Club	3	Wilbur TILEY	Mazda MX-5 Mk3	2:19.342	7	8	5.547	1.092	76.70
24	90	Club M	3	Bruce ROBINSON	Mazda MX-5 Mk3	2:19.349	9	9	5.554	0.007	76.70
25	11*	Pro	14	Ewan THOMAS	Mazda MX-5 Mk3	2:19.372	8	9	5.577	0.023	76.68
26	17*		1	Jayden KELLY	Mazda MX-5 Mk3	2:20.329	9	9	6.534	0.957	76.16
27	30	Club	4	Aaron HERBERT	Mazda MX-5 Mk3	2:20.786	5	5	6.991	0.457	75.91
28	33	Club	5	Alexander JONES	Mazda MX-5 Mk3	2:24.590	7	9	10.795	3.804	73.91

Comments: Cars 68 and 91 - Please fit a working transponder
 No. 1, 11, 17, 63, 88 - 1 Lap time disallowed; exceeding track limits.
 No. 22, 29 - 2 Lap times disallowed; exceeding track limits.
 No. 24 - 3 Lap times disallowed; exceeding track limits.

Weather / Track : Cloudy / Dry

Date: 06/04/2024 Start: 09:19 Finish: 09:39
 Snetterton 300: 2.9689 miles

These results are provisional until the conclusion of any judicial and technical matters.

Clerk Of Course: Paul Levitt	Stewards:	Timekeeper: Lisa Sneider	
------------------------------	-----------	--------------------------	--

Results can be found at www.tsl-timing.com

Printed - 09:58 Saturday, 06 April 2024



BRSCC Snetterton Spring Race Weekend

Clapham North Mazda MX-5 SuperCup Championship

QUALIFYING - RACE 2 - LAP ANALYSIS

DIFF = Difference To Personal Best Lap

P1 29 Patrick FLETCHER				
LAP	LAP TIME	DIFF	MPH	TIME OF DAY
1 -	2:23.244	9.742	74.61	09:22:17.143
2 -	2:14.961	1.459	79.19	09:24:32.104
3 -	2:14.880 D	1.378	79.24	09:26:46.984
4 -	2:14.144 D	0.639	79.67	09:29:01.125
5 -	2:14.345 (3)	0.843	79.55	09:31:15.470
6 -	2:13.502 (1)		80.05	09:33:28.972
7 -	2:16.508	3.006	78.29	09:35:45.480
8 -	2:13.795 (2)	0.293	79.88	09:37:59.275
9 -	2:14.913	1.411	79.22	09:40:14.188

P2 1 Aidan HILLS				
LAP	LAP TIME	DIFF	MPH	TIME OF DAY
1 -	2:31.326	17.647	70.62	09:23:15.714
2 -	2:14.975	1.296	79.18	09:25:30.689
3 -	2:14.269 (3)	0.590	79.60	09:27:44.958
4 -	2:16.533	2.854	78.28	09:30:01.491
5 -	2:14.023 (2)	0.344	79.74	09:32:15.514
6 -	2:17.966 D	4.287	77.46	09:34:33.480
7 -	2:13.679 (1)		79.95	09:36:47.159
8 -	2:15.251	1.572	79.02	09:39:02.410
9 -	2:15.637	1.958	78.79	09:41:18.047

P3 16 Tom GRIFFITHS				
LAP	LAP TIME	DIFF	MPH	TIME OF DAY
1 -	2:30.951	17.199	70.80	09:23:16.540
2 -	2:15.317	1.565	78.98	09:25:31.857
3 -	2:14.246	0.494	79.61	09:27:46.103
4 -	2:14.467	0.715	79.48	09:30:00.570
5 -	2:14.210 (3)	0.458	79.63	09:32:14.780
6 -	2:18.253	4.501	77.30	09:34:33.033
7 -	2:14.980	1.228	79.18	09:36:48.013
8 -	2:13.752 (1)		79.90	09:39:01.765
9 -	2:14.069 (2)	0.317	79.72	09:41:15.834

P4 50 Leigh BRITTEN				
LAP	LAP TIME	DIFF	MPH	TIME OF DAY
1 -	2:25.121	10.910	73.64	09:22:13.559
2 -	2:15.319	1.108	78.98	09:24:28.878
3 -	2:14.671	0.460	79.36	09:26:43.549
4 -	2:14.211 (1)		79.63	09:28:57.760
5 -	2:14.615	0.404	79.39	09:31:12.375
6 -	2:17.712	3.501	77.61	09:33:30.087
7 -	2:14.468	0.257	79.48	09:35:44.555
8 -	2:14.231 (2)	0.020	79.62	09:37:58.786
9 -	2:14.249 (3)	0.038	79.61	09:40:13.035

P5 4 James BLAKE-BALDWIN				
LAP	LAP TIME	DIFF	MPH	TIME OF DAY
1 -	2:22.048	7.472	75.24	09:22:19.539
2 -	2:16.332	1.756	78.39	09:24:35.871
3 -	2:16.677	2.101	78.19	09:26:52.548
4 -	2:14.576 (1)		79.42	09:29:07.124
5 -	2:15.803 (3)	1.227	78.70	09:31:22.927
6 -	4:10.091 P	1:55.515	42.73	09:35:33.018
7 -	2:18.823	4.247	76.99	09:37:51.841
8 -	2:15.508 (2)	0.932	78.87	09:40:07.349

DIFF = Difference To Personal Best Lap

P6 41 Joe WIGGIN				
LAP	LAP TIME	DIFF	MPH	TIME OF DAY
1 -	2:22.764	8.005	74.86	09:22:14.764
2 -	2:17.672	2.913	77.63	09:24:32.436
3 -	2:15.097	0.338	79.11	09:26:47.533
4 -	2:14.772 (2)	0.013	79.30	09:29:02.305
5 -	2:15.093	0.334	79.11	09:31:17.398
6 -	2:14.759 (1)		79.31	09:33:32.157
7 -	2:15.017 (3)	0.258	79.16	09:35:47.174
8 -	2:15.447	0.688	78.90	09:38:02.621

P7 93 Jack BREWER				
LAP	LAP TIME	DIFF	MPH	TIME OF DAY
1 -	2:29.665	14.721	71.41	09:22:21.069
2 -	2:16.395	1.451	78.36	09:24:37.464
3 -	2:16.543	1.599	78.27	09:26:54.007
4 -	2:15.291 (2)	0.347	79.00	09:29:09.298
5 -	2:17.003	2.059	78.01	09:31:26.301
6 -	2:14.944 (1)		79.20	09:33:41.245
7 -	2:16.507	1.563	78.29	09:35:57.752
8 -	2:16.234 (3)	1.290	78.45	09:38:13.986
9 -	2:20.474	5.530	76.08	09:40:34.460

P8 500 Colin TURKINGTON				
LAP	LAP TIME	DIFF	MPH	TIME OF DAY
1 -	2:31.363	16.289	70.61	09:22:14.515
2 -	2:20.334	5.260	76.16	09:24:34.849
3 -	2:17.765	2.691	77.58	09:26:52.614
4 -	2:16.149	1.075	78.50	09:29:08.763
5 -	2:18.444	3.370	77.20	09:31:27.207
6 -	2:15.854 (3)	0.780	78.67	09:33:43.061
7 -	2:15.074 (1)		79.12	09:35:58.135
8 -	2:15.195 (2)	0.121	79.05	09:38:13.330
9 -	2:19.320	4.246	76.71	09:40:32.650

P9 57 Sam HEADING				
LAP	LAP TIME	DIFF	MPH	TIME OF DAY
1 -	2:21.008	5.900	75.79	09:22:23.698
2 -	2:15.607	0.499	78.81	09:24:39.305
3 -	2:15.108 (1)		79.10	09:26:54.413
4 -	2:15.521 (3)	0.413	78.86	09:29:09.934
5 -	2:15.874	0.766	78.66	09:31:25.808
6 -	2:15.145 (2)	0.037	79.08	09:33:40.953
7 -	2:50.092 P	34.984	62.83	09:36:31.045
8 -	2:18.531	3.423	77.15	09:38:49.576
9 -	2:34.294 P	19.186	69.27	09:41:23.870

P10 88 Alex STOTT				
LAP	LAP TIME	DIFF	MPH	TIME OF DAY
1 -	2:30.680	15.557	70.93	09:23:16.784
2 -	2:16.067	0.944	78.55	09:25:32.851
3 -	2:15.776 (3)	0.653	78.71	09:27:48.627
4 -	2:15.295 (2)	0.172	78.99	09:30:03.922
5 -	2:19.211	4.088	76.77	09:32:23.133
6 -	2:15.818 D	0.695	78.69	09:34:38.951
7 -	2:19.072	3.949	76.85	09:36:58.023
8 -	2:15.123 (1)		79.09	09:39:13.146
9 -	2:22.229	7.106	75.14	09:41:35.375

BRSCC Snetterton Spring Race Weekend

Clapham North Mazda MX-5 SuperCup Championship

QUALIFYING - RACE 2 - LAP ANALYSIS

DIFF = Difference To Personal Best Lap

P11 22 Nic GRINDROD				
LAP	LAP TIME	DIFF	MPH	TIME OF DAY
1 -	2:24.086 D	5.855	75.75	09:22:21.636
2 -	2:17.374	2.143	77.80	09:24:39.010
3 -	2:15.885 D	0.654	78.65	09:26:54.895
4 -	2:17.576	2.345	77.68	09:29:12.471
5 -	2:16.013	0.782	78.58	09:31:28.484
6 -	2:15.231 (1)		79.03	09:33:43.715
7 -	2:15.510 (3)	0.279	78.87	09:35:59.225
8 -	2:15.316 (2)	0.085	78.98	09:38:14.541
9 -	2:16.809	1.578	78.12	09:40:31.350

P12 63 Oliver ALLWOOD				
LAP	LAP TIME	DIFF	MPH	TIME OF DAY
1 -	2:23.589 D	8.288	74.43	09:22:18.297
2 -	2:17.114	1.813	77.95	09:24:35.411
3 -	2:16.077	0.776	78.54	09:26:51.488
4 -	2:15.466 (3)	0.165	78.89	09:29:06.954
5 -	2:16.306	1.005	78.41	09:31:23.260
6 -	2:15.494	0.193	78.88	09:33:38.754
7 -	2:15.589	0.288	78.82	09:35:54.343
8 -	2:15.332 (2)	0.031	78.97	09:38:09.675
9 -	2:15.301 (1)		78.99	09:40:24.976

P13 68 Simon BALDWIN				
LAP	LAP TIME	DIFF	MPH	TIME OF DAY
1 -	2:16.382	0.931	78.36	09:24:36.922
2 -	2:16.478	1.027	78.31	09:26:53.400
3 -	2:15.520 (2)	0.069	78.86	09:29:08.920
4 -	2:15.451 (1)		78.90	09:31:24.371
5 -	4:08.629 P	1:53.178	42.98	09:35:33.000
6 -	2:18.433	2.982	77.20	09:37:51.433
7 -	2:15.761 (3)	0.310	78.72	09:40:07.194

P14 24 James COSSINS				
LAP	LAP TIME	DIFF	MPH	TIME OF DAY
1 -	2:30.626	15.138	70.95	09:23:17.822
2 -	2:16.374 D	0.883	78.37	09:25:34.193
3 -	2:16.045 D	0.527	78.58	09:27:50.208
4 -	2:15.488 (1)		78.88	09:30:05.696
5 -	2:17.067 D	1.579	77.97	09:32:22.763
6 -	2:16.737 (3)	1.249	78.16	09:34:39.500
7 -	2:17.559	2.071	77.69	09:36:57.059
8 -	2:15.847 (2)	0.359	78.67	09:39:12.906

P15 3 Elliot LETTIS				
LAP	LAP TIME	DIFF	MPH	TIME OF DAY
1 -	2:29.167	13.358	71.65	09:22:31.337
2 -	2:18.431	2.622	77.20	09:24:49.768
3 -	2:17.826	2.017	77.54	09:27:07.594
4 -	2:24.116	8.307	74.16	09:29:31.710
5 -	2:16.711	0.902	78.18	09:31:48.421
6 -	2:15.868 (2)	0.059	78.66	09:34:04.289
7 -	2:16.881	1.072	78.08	09:36:21.170
8 -	2:15.809 (1)		78.69	09:38:36.979
9 -	2:16.475 (3)	0.666	78.31	09:40:53.454

P16 91 Jack SYCAMORE				
LAP	LAP TIME	DIFF	MPH	TIME OF DAY
1 -	2:17.069	1.153	77.97	09:24:45.167

DIFF = Difference To Personal Best Lap

2 -	2:17.204	1.288	77.89	09:27:02.371
3 -	2:15.916 (1)		78.63	09:29:18.287
4 -	2:17.466	1.550	77.75	09:31:35.753
5 -	2:22.550	6.634	74.97	09:33:58.303
6 -	2:16.086 (2)	0.170	78.53	09:36:14.389
7 -	2:16.923 (3)	1.007	78.05	09:38:31.312
8 -	2:17.322	1.406	77.83	09:40:48.634

P17 23 Martin TOLLEY				
LAP	LAP TIME	DIFF	MPH	TIME OF DAY
1 -	2:25.238	8.513	73.59	09:22:02.962
2 -	2:19.731	3.006	76.49	09:24:22.693
3 -	2:17.710	0.985	77.61	09:26:40.403
4 -	2:17.361 (3)	0.636	77.81	09:28:57.764
5 -	2:17.556	0.831	77.69	09:31:15.320
6 -	2:17.564	0.839	77.69	09:33:32.884
7 -	2:16.725 (1)		78.17	09:35:49.609
8 -	2:17.110 (2)	0.385	77.95	09:38:06.719
9 -	2:19.831	3.106	76.43	09:40:26.550

P18 69 George GRANT				
LAP	LAP TIME	DIFF	MPH	TIME OF DAY
1 -	2:26.116	9.133	73.14	09:22:41.020
2 -	2:18.746	1.763	77.03	09:24:59.766
3 -	2:17.630 (3)	0.647	77.65	09:27:17.396
4 -	2:19.183	2.200	76.79	09:29:36.579
5 -	2:17.387 (2)	0.404	77.79	09:31:53.966
6 -	2:18.149	1.166	77.36	09:34:12.115
7 -	2:16.983 (1)		78.02	09:36:29.098
8 -	2:18.819	1.836	76.99	09:38:47.917
9 -	2:17.819	0.836	77.55	09:41:05.736

P19 27 Ollie HALL				
LAP	LAP TIME	DIFF	MPH	TIME OF DAY
1 -	2:30.651	13.627	70.94	09:22:10.798
2 -	2:19.725	2.701	76.49	09:24:30.523
3 -	2:18.730	1.706	77.04	09:26:49.253
4 -	2:17.481 (2)	0.457	77.74	09:29:06.734
5 -	2:18.357	1.333	77.25	09:31:25.091
6 -	2:17.830 (3)	0.806	77.54	09:33:42.921
7 -	2:17.024 (1)		78.00	09:35:59.945
8 -	5:21.995 P	3:04.971	33.19	09:41:21.940

P20 9 Aimee WATTS				
LAP	LAP TIME	DIFF	MPH	TIME OF DAY
1 -	2:33.447	16.015	69.65	09:22:37.051
2 -	2:19.945	2.513	76.37	09:24:56.996
3 -	2:19.778	2.346	76.46	09:27:16.774
4 -	2:18.393	0.961	77.22	09:29:35.167
5 -	2:18.163	0.731	77.35	09:31:53.330
6 -	2:17.446 (2)	0.014	77.76	09:34:10.776
7 -	2:17.432 (1)		77.76	09:36:28.208
8 -	2:33.781	16.349	69.50	09:39:01.989
9 -	2:17.729 (3)	0.297	77.60	09:41:19.718

P21 15 Clive POWLES				
LAP	LAP TIME	DIFF	MPH	TIME OF DAY
1 -	2:28.353	10.700	72.04	09:22:13.768
2 -	2:19.956	2.303	76.36	09:24:33.724
3 -	2:19.906	2.253	76.39	09:26:53.630
4 -	2:30.896	13.243	70.83	09:29:24.526

BRSCC Snetterton Spring Race Weekend

Clapham North Mazda MX-5 SuperCup Championship

QUALIFYING - RACE 2 - LAP ANALYSIS

DIFF = Difference To Personal Best Lap

5 -	2:18.509	0.856	77.16	09:31:43.035
6 -	2:19.834	2.181	76.43	09:34:02.869
7 -	2:18.317 (3)	0.664	77.27	09:36:21.186
8 -	2:18.049 (2)	0.396	77.42	09:38:39.235
9 -	2:17.653 (1)		77.64	09:40:56.888

P22 13 Wilbur TILEY

LAP	LAP TIME	DIFF	MPH	TIME OF DAY
1 -	2:26.689	9.012	72.86	09:22:32.863
2 -	2:20.469 (3)	2.792	76.08	09:24:53.332
3 -	2:53.739	36.062	61.51	09:27:47.071
4 -	2:17.677 (1)		77.63	09:30:04.748
5 -	2:32.267	14.590	70.19	09:32:37.015
6 -	2:20.951	3.274	75.82	09:34:57.966
7 -	2:19.342 (2)	1.665	76.70	09:37:17.308
8 -	2:32.015	14.338	70.30	09:39:49.323

P23 5 Jim BARRATT

LAP	LAP TIME	DIFF	MPH	TIME OF DAY
1 -	2:31.087	13.298	70.74	09:22:18.484
2 -	2:20.266	2.477	76.19	09:24:38.750
3 -	2:19.902	2.113	76.39	09:26:58.652
4 -	2:18.541	0.752	77.14	09:29:17.193
5 -	2:18.250 (2)	0.461	77.30	09:31:35.443
6 -	2:20.792	3.003	75.91	09:33:56.235
7 -	2:17.789 (1)		77.56	09:36:14.024
8 -	2:20.857	3.068	75.87	09:38:34.881
9 -	2:18.333 (3)	0.544	77.26	09:40:53.214

P24 11 Ewan THOMAS

LAP	LAP TIME	DIFF	MPH	TIME OF DAY
1 -	2:26.077	7.524	73.16	09:22:22.802
2 -	2:19.606 (3)	1.053	76.55	09:24:42.408
3 -	2:18.553 (1)		77.14	09:27:00.961
4 -	2:18.143 D		77.36	09:29:19.104
5 -	2:20.700	2.147	75.96	09:31:39.804
6 -	2:23.804	5.251	74.32	09:34:03.608
7 -	2:19.682	1.129	76.51	09:36:23.290
8 -	2:19.372 (2)	0.819	76.68	09:38:42.662
9 -	2:25.090	6.537	73.66	09:41:07.752

P25 90 Bruce ROBINSON

LAP	LAP TIME	DIFF	MPH	TIME OF DAY
1 -	2:30.429	11.339	71.05	09:22:11.106
2 -	2:24.258	5.168	74.09	09:24:35.364
3 -	2:20.595	1.505	76.02	09:26:55.959
4 -	2:19.627	0.537	76.54	09:29:15.586
5 -	2:19.524	0.434	76.60	09:31:35.110
6 -	2:19.090 (1)		76.84	09:33:54.200
7 -	2:22.238	3.148	75.14	09:36:16.438
8 -	2:19.433 (3)	0.343	76.65	09:38:35.871
9 -	2:19.349 (2)	0.259	76.70	09:40:55.220

P26 30 Aaron HERBERT

LAP	LAP TIME	DIFF	MPH	TIME OF DAY
1 -	2:32.812	13.696	69.94	09:22:19.727
2 -	2:23.331	4.215	74.56	09:24:43.058
3 -	2:21.069 (3)	1.953	75.76	09:27:04.127
4 -	2:19.116 (1)		76.82	09:29:23.243
5 -	2:20.786 (2)	1.670	75.91	09:31:44.029

DIFF = Difference To Personal Best Lap

P27 17 Jayden KELLY					
LAP	LAP TIME	DIFF	MPH	TIME OF DAY	
1 -	2:33.345 D	13.684	69.69	09:22:18.437	
2 -	2:23.816	4.155	74.31	09:24:42.253	
3 -	2:26.999	7.338	72.70	09:27:09.252	
4 -	2:19.661 (1)		76.52	09:29:28.913	
5 -	2:23.322	3.661	74.57	09:31:52.235	
6 -	2:57.178	37.517	60.32	09:34:49.413	
7 -	2:22.699	3.038	74.89	09:37:12.112	
8 -	2:20.889 (3)	1.228	75.86	09:39:33.001	
9 -	2:20.329 (2)	0.668	76.16	09:41:53.330	

P28 33 Alexander JONES

LAP	LAP TIME	DIFF	MPH	TIME OF DAY	
1 -	2:32.639	8.081	70.02	09:22:14.249	
2 -	2:27.044 (3)	2.486	72.68	09:24:41.293	
3 -	2:31.611	7.053	70.49	09:27:12.904	
4 -	2:27.150	2.592	72.63	09:29:40.054	
5 -	2:28.380	3.822	72.03	09:32:08.434	
6 -	2:27.186	2.628	72.61	09:34:35.620	
7 -	2:24.590 (2)	0.032	73.91	09:37:00.210	
8 -	2:28.600	4.042	71.92	09:39:28.810	
9 -	2:24.558 (1)		73.93	09:41:53.368	

BRSCC Snetterton Spring Race Weekend
Clapham North Mazda MX-5 SuperCup Championship
QUALIFYING - RACE 2 - STATISTICS

Competitors Started 28
Planned Start 2024-04-06 @ 09:25:00.000
Actual Start 2024-04-06 @ 09:19:32.221
Finish Time 2024-04-06 @ 09:39:43.761
Track Length 2.9689mi.
Total Laps 240
Total Distance Covered 712.5387mi.

Session Fastest Lap History

NO	CL	NAME	LAP TIME	TIME OF DAY	LAP	VEHICLE
23	Pro M	Martin TOLLEY	2:19.731	09:24:22.714	2	Mazda MX-5 Mk3
50	Pro	Leigh BRITTEN	2:15.319	09:24:28.888	2	Mazda MX-5 Mk3
29	Pro	Patrick FLETCHER	2:14.961	09:24:32.103	2	Mazda MX-5 Mk3
50	Pro	Leigh BRITTEN	2:14.671	09:26:43.561	3	Mazda MX-5 Mk3
1	Pro	Aidan HILLS	2:14.269	09:27:44.995	3	Mazda MX-5 Mk3
16	Pro	Tom GRIFFITHS	2:14.246	09:27:46.109	3	Mazda MX-5 Mk3
50	Pro	Leigh BRITTEN	2:14.211	09:28:57.760	4	Mazda MX-5 Mk3
16	Pro	Tom GRIFFITHS	2:14.210	09:32:14.786	5	Mazda MX-5 Mk3
1	Pro	Aidan HILLS	2:14.023	09:32:15.533	5	Mazda MX-5 Mk3
29	Pro	Patrick FLETCHER	2:13.502	09:33:28.972	6	Mazda MX-5 Mk3

Flag History

TYPE	TIME OF DAY
GREEN	09:19:32.221
FINISH	09:39:43.761

Flag Statistics

TYPE	COUNT	TOTAL LAPS	TOTAL TIME
Green	1	9	22:32.078
Red	0	0	0.000
Safety Car	0	0	0.000
FCY	0	0	0.000

BRSCC Snetterton Spring Race Weekend
Clapham North Mazda MX-5 SuperCup Championship
QUALIFYING - RACE 2 - STATISTICS

CLASS :

1 Starters

Fastest Lap History

NO	NAME	LAP TIME	TIME OF DAY	LAP	VEHICLE
17	Jayden KELLY	2:23.816	09:24:42.271	2	Mazda MX-5 Mk3
17	Jayden KELLY	2:19.661	09:29:28.950	4	Mazda MX-5 Mk3

BRSCC Snetterton Spring Race Weekend
Clapham North Mazda MX-5 SuperCup Championship
QUALIFYING - RACE 2 - STATISTICS

CLASS : Pro

14 Starters

Fastest Lap History

NO	NAME	LAP TIME	TIME OF DAY	LAP	VEHICLE
50	Leigh BRITTEN	2:15.319	09:24:28.888	2	Mazda MX-5 Mk3
29	Patrick FLETCHER	2:14.961	09:24:32.103	2	Mazda MX-5 Mk3
50	Leigh BRITTEN	2:14.671	09:26:43.561	3	Mazda MX-5 Mk3
1	Aidan HILLS	2:14.269	09:27:44.995	3	Mazda MX-5 Mk3
16	Tom GRIFFITHS	2:14.246	09:27:46.109	3	Mazda MX-5 Mk3
50	Leigh BRITTEN	2:14.211	09:28:57.760	4	Mazda MX-5 Mk3
16	Tom GRIFFITHS	2:14.210	09:32:14.786	5	Mazda MX-5 Mk3
1	Aidan HILLS	2:14.023	09:32:15.533	5	Mazda MX-5 Mk3
29	Patrick FLETCHER	2:13.502	09:33:28.972	6	Mazda MX-5 Mk3

BRSCC Snetterton Spring Race Weekend
Clapham North Mazda MX-5 SuperCup Championship
QUALIFYING - RACE 2 - STATISTICS

CLASS : Club M

3 Starters

Fastest Lap History

NO	NAME	LAP TIME	TIME OF DAY	LAP	VEHICLE
15	Clive POWLES	2:19.956	09:24:33.718	2	Mazda MX-5 Mk3
15	Clive POWLES	2:19.906	09:26:53.624	3	Mazda MX-5 Mk3
5	Jim BARRATT	2:19.902	09:26:58.663	3	Mazda MX-5 Mk3
90	Bruce ROBINSON	2:19.627	09:29:15.592	4	Mazda MX-5 Mk3
5	Jim BARRATT	2:18.541	09:29:17.206	4	Mazda MX-5 Mk3
5	Jim BARRATT	2:18.250	09:31:35.455	5	Mazda MX-5 Mk3
5	Jim BARRATT	2:17.789	09:36:14.036	7	Mazda MX-5 Mk3
15	Clive POWLES	2:17.653	09:40:56.881	9	Mazda MX-5 Mk3

BRSCC Snetterton Spring Race Weekend
Clapham North Mazda MX-5 SuperCup Championship
QUALIFYING - RACE 2 - STATISTICS

CLASS : Pro M

5 Starters

Fastest Lap History

NO	NAME	LAP TIME	TIME OF DAY	LAP	VEHICLE
23	Martin TOLLEY	2:19.731	09:24:22.714	2	Mazda MX-5 Mk3
63	Oliver ALLWOOD	2:17.114	09:24:35.411	2	Mazda MX-5 Mk3
68	Simon BALDWIN	2:16.382	09:24:36.922	1	Mazda MX-5 Mk3
63	Oliver ALLWOOD	2:16.077	09:26:51.506	3	Mazda MX-5 Mk3
63	Oliver ALLWOOD	2:15.466	09:29:06.972	4	Mazda MX-5 Mk3
68	Simon BALDWIN	2:15.451	09:31:24.371	4	Mazda MX-5 Mk3
22	Nic GRINDROD	2:15.231	09:33:43.726	6	Mazda MX-5 Mk3

BRSCC Snetterton Spring Race Weekend
Clapham North Mazda MX-5 SuperCup Championship
QUALIFYING - RACE 2 - STATISTICS

CLASS : Club

5 Starters

Fastest Lap History


NO	NAME	LAP TIME	TIME OF DAY	LAP	VEHICLE
27	Ollie HALL	2:19.725	09:24:30.533	2	Mazda MX-5 Mk3
27	Ollie HALL	2:18.730	09:26:49.263	3	Mazda MX-5 Mk3
27	Ollie HALL	2:17.481	09:29:06.744	4	Mazda MX-5 Mk3
9	Aimee WATTS	2:17.446	09:34:10.795	6	Mazda MX-5 Mk3
27	Ollie HALL	2:17.024	09:35:59.955	7	Mazda MX-5 Mk3

BRSCC Snetterton Spring Race Weekend
Clapham North Mazda MX-5 SuperCup Championship
RACE 2 - GRID (20 minutes)



ROW 14	27	2:19.661	17 Jayden KELLY	28	2:24.558	33 Alexander JONES
ROW 13	25	2:19.090	90 Bruce ROBINSON	26	2:19.116	30 Aaron HERBERT
ROW 12	23	2:17.789	5 Jim BARRATT	24	2:18.553	11 Ewan THOMAS
ROW 11	21	2:17.653	15 Clive POWLES	22	2:17.677	13 Wilbur TILEY
ROW 10	19	2:17.024	27 Ollie HALL	20	2:17.432	9 Aimee WATTS
ROW 9	17	2:16.725	23 Martin TOLLEY	18	2:16.983	69 George GRANT
ROW 8	15	2:15.809	3 Elliot LETTIS	16	2:15.916	91 Jack SYCAMORE
ROW 7	13	2:15.451	68 Simon BALDWIN	14	2:15.488	24 James COSSINS
ROW 6	11	2:15.231	22 Nic GRINDROD	12	2:15.301	63 Oliver ALLWOOD
ROW 5	9	2:15.108	57 Sam HEADING	10	2:15.123	88 Alex STOTT
ROW 4	7	2:14.944	93 Jack BREWER	8	2:15.074	500 Colin TURKINGTON
ROW 3	5	2:14.576	4 James BLAKE-BALDWIN	6	2:14.759	41 Joe WIGGIN
ROW 2	3	2:13.752	16 Tom GRIFFITHS	4	2:14.211	50 Leigh BRITTEN
ROW 1	1	2:13.502	29 Patrick FLETCHER	2	2:13.679	1 Aidan HILLS

Pole



These results are provisional until the conclusion of any judicial and technical matters.

Snetterton 300: 2.9689 miles

Clerk Of Course: Paul Levitt	Stewards:	Timekeeper: Lisa Sneader	
------------------------------	-----------	--------------------------	---

Results can be found at www.tsl-timing.com

Printed - 09:59 Saturday, 06 April 2024



BRSCC Snetterton Spring Race Weekend
Clapham North Mazda MX-5 SuperCup Championship
RACE 7 - GRID (20 minutes)



ROW 14	27	2:20.786	30 Aaron HERBERT	28	2:24.590	33 Alexander JONES
ROW 13	25	2:19.372	11 Ewan THOMAS	26	2:20.329	17 Jayden KELLY
ROW 12	23	2:19.342	13 Wilbur TILEY	24	2:19.349	90 Bruce ROBINSON
ROW 11	21	2:18.049	15 Clive POWLES	22	2:18.250	5 Jim BARRATT
ROW 10	19	2:17.446	9 Aimee WATTS	20	2:17.481	27 Ollie HALL
ROW 9	17	2:17.110	23 Martin TOLLEY	18	2:17.387	69 George GRANT
ROW 8	15	2:15.868	3 Elliot LETTIS	16	2:16.086	91 Jack SYCAMORE
ROW 7	13	2:15.520	68 Simon BALDWIN	14	2:15.847	24 James COSSINS
ROW 6	11	2:15.332	63 Oliver ALLWOOD	12	2:15.508	4 James BLAKE-BALDWIN
ROW 5	9	2:15.295	88 Alex STOTT	10	2:15.316	22 Nic GRINDROD
ROW 4	7	2:15.195	500 Colin TURKINGTON	8	2:15.291	93 Jack BREWER
ROW 3	5	2:14.772	41 Joe WIGGIN	6	2:15.145	57 Sam HEADING
ROW 2	3	2:14.069	16 Tom GRIFFITHS	4	2:14.231	50 Leigh BRITTEN
ROW 1	1	2:13.795	29 Patrick FLETCHER	2	2:14.023	1 Aidan HILLS

Pole

These results are provisional until the conclusion of any judicial and technical matters.

Snetterton 300: 2.9689 miles

Clerk Of Course: Paul Levitt	Stewards:	Timekeeper: Lisa Sneader	
------------------------------	-----------	--------------------------	--

Results can be found at www.tsl-timing.com

Printed - 10:00 Saturday, 06 April 2024



BRSCC Snetterton Spring Race Weekend

Clapham North Mazda MX-5 SuperCup Championship

RACE 2 - CLASSIFICATION

Race Distance: 9 Laps / 26.72 miles



POS	NO	CL	PIC	NAME	ENTRY	LAPS	TIME	GAP	DIFF	MPH	BEST	ON	GRD	↑↓
1	29	Pro	1	Patrick FLETCHER	Mazda MX-5 Mk3	9	20:18.075			78.97	2:14.247	3	1	0
2	16	Pro	2	Tom GRIFFITHS	Mazda MX-5 Mk3	9	20:18.243	0.168	0.168	78.96	2:13.893	3	3	1
3	1	Pro	3	Aidan HILLS	Mazda MX-5 Mk3	9	20:18.460	0.385	0.217	78.94	2:13.891	6	2	-1
4	50	Pro	4	Leigh BRITTEN	Mazda MX-5 Mk3	9	20:18.747	0.672	0.287	78.92	2:14.218	3	4	0
5	41	Pro	5	Joe WIGGIN	Mazda MX-5 Mk3	9	20:23.217	5.142	4.470	78.63	2:14.513	6	6	1
6	4	Pro	6	James BLAKE-BALDWIN	Mazda MX-5 Mk3	9	20:23.349	5.274	0.132	78.63	2:14.491	3	5	-1
7	68	Pro M	1	Simon BALDWIN	Mazda MX-5 Mk3	9	20:24.543	6.468	1.194	78.55	2:14.485	3	13	6
8	57	Pro	7	Sam HEADING	Mazda MX-5 Mk3	9	20:27.831	9.756	3.288	78.34	2:14.773	4	9	1
9	22	Pro M	2	Nic GRINDROD	Mazda MX-5 Mk3	9	20:35.430	17.355	7.599	77.86	2:15.025	2	11	2
10	63	Pro M	3	Oliver ALLWOOD	Mazda MX-5 Mk3	9	20:36.302	18.227	0.872	77.80	2:14.894	2	12	2
11	3	Pro	8	Elliot LETTIS	Mazda MX-5 Mk3	9	20:36.554	18.479	0.252	77.79	2:14.986	3	15	4
12	24	Pro	9	James COSSINS	Mazda MX-5 Mk3	9	20:37.273	19.198	0.719	77.74	2:15.213	4	14	2
13	88	Pro	10	Alex STOTT	Mazda MX-5 Mk3	9	20:40.985	22.910	3.712	77.51	2:14.756	5	10	-3
14	91	Pro	11	Jack SYCAMORE	Mazda MX-5 Mk3	9	20:41.477	23.402	0.492	77.48	2:15.335	2	16	2
15	9	Club	1	Aimee WATTS	Mazda MX-5 Mk3	9	20:45.954	27.879	4.477	77.20	2:15.553	6	20	5
16	23	Pro M	4	Martin TOLLEY	Mazda MX-5 Mk3	9	20:46.567	28.492	0.613	77.16	2:15.847	2	17	1
17	69	Pro M	5	George GRANT	Mazda MX-5 Mk3	9	20:49.691	31.616	3.124	76.97	2:16.866	6	18	1
18	500	Pro	12	Colin TURKINGTON	Mazda MX-5 Mk3	9	20:51.775	33.700	2.084	76.84	2:16.059	6	8	-10
19	13	Club	2	Wilbur TILEY	Mazda MX-5 Mk3	9	21:06.328	48.253	14.553	75.96	2:17.177	5	22	3
20	27	Club	3	Ollie HALL	Mazda MX-5 Mk3	9	21:06.485	48.410	0.157	75.95	2:17.298	4	19	-1
21	15	Club M	1	Clive POWLES	Mazda MX-5 Mk3	9	21:07.011	48.936	0.526	75.92	2:17.657	6	21	0
22	5	Club M	2	Jim BARRATT	Mazda MX-5 Mk3	9	21:07.811	49.736	0.800	75.87	2:18.588	5	23	1
23	90	Club M	3	Bruce ROBINSON	Mazda MX-5 Mk3	9	21:08.580	50.505	0.769	75.82	2:18.231	4	25	2
24	33	Club	4	Alexander JONES	Mazda MX-5 Mk3	9	22:03.071	1:44.996	54.491	72.70	2:24.388	6	28	4
25	11	Pro	13	Ewan THOMAS	Mazda MX-5 Mk3	8	21:28.762	1 Lap	1 Lap	66.34	2:20.150	4	24	-1

NOT CLASSIFIED

DNF	17			Jayden KELLY	Mazda MX-5 Mk3	6	14:19.416	3 Laps	2 Laps	74.61	2:19.420	2	27	
DNF	93	Pro		Jack BREWER	Mazda MX-5 Mk3	1	2:24.265	8 Laps	5 Laps	74.08	2:24.265	1	7	

FASTEST LAP

1	Pro			Aidan HILLS	Mazda MX-5 Mk3	6	2:13.891			79.82 mph	128.46 kph			
68	Pro M			Simon BALDWIN	Mazda MX-5 Mk3	3	2:14.485			79.47 mph	127.90 kph			
9	Club			Aimee WATTS	Mazda MX-5 Mk3	6	2:15.553			78.84 mph	126.89 kph			
15	Club M			Clive POWLES	Mazda MX-5 Mk3	6	2:17.657			77.64 mph	124.95 kph			
17				Jayden KELLY	Mazda MX-5 Mk3	2	2:19.420			76.66 mph	123.37 kph			

Weather / Track : Cloudy / Dry

These results are provisional until the conclusion of any judicial and technical matters.

Date: 06/04/2024 Start: 13:07 Finish: 13:28
Snetterton 300: 2.9689 miles

Clerk Of Course: Paul Levitt	Stewards:	Timekeeper: Lisa Sneader	
------------------------------	-----------	--------------------------	--

Results can be found at www.tsl-timing.com

Printed - 13:34 Saturday, 06 April 2024



BRSCC Snetterton Spring Race Weekend

Clapham North Mazda MX-5 SuperCup Championship

RACE 2 - LAP CHART

LAP 1 @ 13:10:03.696			LAP 2 @ 13:12:18.230			LAP 3 @ 13:14:32.477			LAP 4 @ 13:16:46.868			LAP 5 @ 13:19:01.520		
NO	BEHIND	LAP TIME	NO	BEHIND	LAP TIME	NO	BEHIND	LAP TIME	NO	BEHIND	LAP TIME	NO	BEHIND	LAP TIME
29		2:20.687	29		2:14.534	29		2:14.247	29		2:14.391	29		2:14.652
1	0.284	2:20.971	50	0.331	2:14.414	50	0.302	2:14.218	50	0.271	2:14.360	50	0.703	2:15.084
50	0.451	2:21.138	1	0.668	2:14.918	16	0.505	2:13.893	16	0.496	2:14.382	1	0.866	2:14.697
16	0.731	2:21.418	16	0.859	2:14.662	1	0.888	2:14.467	1	0.821	2:14.324	16	1.355	2:15.511
4	1.057	2:21.744	4	1.549	2:15.026	4	1.793	2:14.491	4	1.907	2:14.505	4	2.566	2:15.311
41	1.732	2:22.419	41	2.233	2:15.035	41	2.509	2:14.523	41	2.740	2:14.622	41	3.147	2:15.059
57	2.304	2:22.991	57	2.755	2:14.985	57	3.530	2:15.022	57	3.912	2:14.773	57	4.813	2:15.553
93	3.578	2:24.265	68	4.762	2:15.208	68	5.000	2:14.485	68	5.156	2:14.547	68	5.187	2:14.683
68	4.088	2:24.775	88	5.134	2:14.906	22	6.716	2:15.528	22	7.996	2:15.671	22	8.846	2:15.502
88	4.762	2:25.449	22	5.435	2:15.025	63	6.944	2:15.373	63	8.323	2:15.770	3	9.475	2:15.613
22	4.944	2:25.631	63	5.818	2:14.894	3	7.631	2:14.986	3	8.514	2:15.274	63	9.789	2:16.118
63	5.458	2:26.145	3	6.892	2:15.303	24	8.254	2:15.279	24	9.076	2:15.213	24	10.118	2:15.694
3	6.123	2:26.810	24	7.222	2:15.294	91	10.004	2:16.490	91	12.826	2:17.213	23	15.026	2:15.894
24	6.462	2:27.149	91	7.761	2:15.335	23	11.382	2:17.028	23	13.784	2:16.793	91	15.353	2:17.179
91	6.960	2:27.647	23	8.601	2:15.847	9	14.706	2:17.684	9	17.495	2:17.180	9	19.961	2:17.118
23	7.288	2:27.975	9	11.269	2:17.457	69	16.179	2:18.243	69	19.148	2:17.360	88	20.561	2:14.756
69	7.624	2:28.311	69	12.183	2:19.093	88	19.501	2:28.614	88	20.457	2:15.347	69	21.496	2:17.000
9	8.346	2:29.033	5	16.126	2:19.839	17	22.244	2:19.499	500	25.536	2:16.261	500	27.212	2:16.328
13	8.779	2:29.466	17	16.992	2:19.420	5	23.230	2:21.351	5	27.512	2:18.673	5	31.448	2:18.588
15	9.493	2:30.180	90	17.652	2:20.737	500	23.666	2:16.728	90	28.442	2:18.231	27	31.727	2:17.757
27	9.637	2:30.324	27	19.622	2:24.519	90	24.602	2:21.197	27	28.622	2:17.298	13	32.299	2:17.177
5	10.821	2:31.508	11	19.694	2:21.425	27	25.715	2:20.340	17	29.608	2:21.755	90	33.108	2:19.318
90	11.449	2:32.136	500	21.185	2:16.988	11	26.514	2:21.067	13	29.774	2:17.495	15	35.363	2:18.367
17	12.106	2:32.793	13	23.080	2:28.835	13	26.670	2:17.837	15	31.648	2:17.924	17	41.139	2:26.183
11	12.803	2:33.490	15	23.932	2:28.973	15	28.115	2:18.430	11	32.273	2:20.150	33	1:03.424	2:25.476
33	15.764	2:36.451	33	27.570	2:26.340	33	40.365	2:27.042	33	52.600	2:26.626			
500	18.731	2:39.418												

BRSCC Snetterton Spring Race Weekend

Clapham North Mazda MX-5 SuperCup Championship

RACE 2 - LAP CHART

LAP 6 @ 13:21:15.946			LAP 7 @ 13:23:30.540			LAP 8 @ 13:25:45.578			LAP 9 @ 13:28:01.084		
NO	BEHIND	LAP TIME	NO	BEHIND	LAP TIME	NO	BEHIND	LAP TIME	NO	BEHIND	LAP TIME
29		2:14.426	29		2:14.594	29		2:15.038	29		2:15.506
1	0.331	2:13.891	1	0.290	2:14.553	16	0.160	2:14.767	16	0.168	2:15.514
50	0.654	2:14.377	16	0.431	2:14.018	1	0.414	2:15.162	1	0.385	2:15.477
16	1.007	2:14.078	50	0.869	2:14.809	50	0.709	2:14.878	50	0.672	2:15.469
4	2.770	2:14.630	4	3.606	2:15.430	4	3.860	2:15.292	41	5.142	2:16.266
41	3.234	2:14.513	41	3.781	2:15.141	41	4.382	2:15.639	4	5.274	2:16.920
68	6.182	2:15.421	68	6.522	2:14.934	68	6.672	2:15.188	68	6.468	2:15.302
57	6.391	2:16.004	57	7.417	2:15.620	57	8.226	2:15.847	57	9.756	2:17.036
22	9.949	2:15.529	22	12.592	2:17.237	22	16.326	2:18.772	22	17.355	2:16.535
3	10.101	2:15.052	63	12.769	2:16.903	63	16.476	2:18.745	63	18.227	2:17.257
63	10.460	2:15.097	3	12.982	2:17.475	24	16.715	2:18.295	3	18.479	2:17.215
24	11.262	2:15.570	24	13.458	2:16.790	3	16.770	2:18.826	24	19.198	2:17.989
23	17.305	2:16.705	23	20.021	2:17.310	91	22.017	2:16.731	88	22.910	2:16.019
91	17.741	2:16.814	91	20.324	2:17.177	88	22.397	2:15.312	91	23.402	2:16.891
9	21.088	2:15.553	88	22.123	2:15.414	9	26.329	2:16.974	9	27.879	2:17.056
88	21.303	2:15.168	9	24.393	2:17.899	23	27.602	2:22.619	23	28.492	2:16.396
69	23.936	2:16.866	69	27.361	2:18.019	69	29.746	2:17.423	69	31.616	2:17.376
500	28.845	2:16.059	500	31.071	2:16.820	500	32.201	2:16.168	500	33.700	2:17.005
27	35.710	2:18.409	27	39.796	2:18.680	13	45.186	2:19.686	13	48.253	2:18.573
5	36.789	2:19.767	13	40.538	2:17.838	27	45.332	2:20.574	27	48.410	2:18.584
13	37.294	2:19.421	5	41.755	2:19.560	15	45.713	2:18.373	15	48.936	2:18.729
90	37.689	2:19.007	90	42.095	2:19.000	5	46.540	2:19.823	5	49.736	2:18.702
15	38.594	2:17.657	15	42.378	2:18.378	90	47.333	2:20.276	90	50.505	2:18.678
11	1 Lap	4:40.219 P	11	1 Lap	2:28.805	11	1 Lap	2:22.243	11	1 Lap	2:21.363
17	46.479	2:19.766	33	1:23.956	2:25.164	33	1:34.279	2:25.361	33	1:44.996	2:26.223
33	1:13.386	2:24.388									

BRSCC Snetterton Spring Race Weekend

Clapham North Mazda MX-5 SuperCup Championship

RACE 2 - LAP ANALYSIS

DIFF = Difference To Personal Best Lap

P1 29 Patrick FLETCHER				
LAP	LAP TIME	DIFF	MPH	TIME OF DAY
1 -	2:20.687	6.440	75.97	13:10:03.696
2 -	2:14.534	0.287	79.44	13:12:18.230
3 -	2:14.247 (1)		79.61	13:14:32.477
4 -	2:14.391 (2)	0.144	79.52	13:16:46.868
5 -	2:14.652	0.405	79.37	13:19:01.520
6 -	2:14.426 (3)	0.179	79.50	13:21:15.946
7 -	2:14.594	0.347	79.40	13:23:30.540
8 -	2:15.038	0.791	79.14	13:25:45.578
9 -	2:15.506	1.259	78.87	13:28:01.084

P2 16 Tom GRIFFITHS				
LAP	LAP TIME	DIFF	MPH	TIME OF DAY
1 -	2:21.418	7.525	75.57	13:10:04.427
2 -	2:14.662	0.769	79.36	13:12:19.089
3 -	2:13.893 (1)		79.82	13:14:32.982
4 -	2:14.382	0.489	79.53	13:16:47.364
5 -	2:15.511	1.618	78.87	13:19:02.875
6 -	2:14.078 (3)	0.185	79.71	13:21:16.953
7 -	2:14.018 (2)	0.125	79.75	13:23:30.971
8 -	2:14.767	0.874	79.30	13:25:45.738
9 -	2:15.514	1.621	78.87	13:28:01.252

P3 1 Aidan HILLS				
LAP	LAP TIME	DIFF	MPH	TIME OF DAY
1 -	2:20.971	7.080	75.81	13:10:03.980
2 -	2:14.918	1.027	79.21	13:12:18.898
3 -	2:14.467 (3)	0.576	79.48	13:14:33.365
4 -	2:14.324 (2)	0.433	79.56	13:16:47.689
5 -	2:14.697	0.806	79.34	13:19:02.386
6 -	2:13.891 (1)		79.82	13:21:16.277
7 -	2:14.553	0.662	79.43	13:23:30.830
8 -	2:15.162	1.271	79.07	13:25:45.992
9 -	2:15.477	1.586	78.89	13:28:01.469

P4 50 Leigh BRITTEN				
LAP	LAP TIME	DIFF	MPH	TIME OF DAY
1 -	2:21.138	6.920	75.72	13:10:04.147
2 -	2:14.414	0.196	79.51	13:12:18.561
3 -	2:14.218 (1)		79.63	13:14:32.779
4 -	2:14.360 (2)	0.142	79.54	13:16:47.139
5 -	2:15.084	0.866	79.12	13:19:02.223
6 -	2:14.377 (3)	0.159	79.53	13:21:16.600
7 -	2:14.809	0.591	79.28	13:23:31.409
8 -	2:14.878	0.660	79.24	13:25:46.287
9 -	2:15.469	1.251	78.89	13:28:01.756

P5 41 Joe WIGGIN				
LAP	LAP TIME	DIFF	MPH	TIME OF DAY
1 -	2:22.419	7.906	75.04	13:10:05.428
2 -	2:15.035	0.522	79.15	13:12:20.463
3 -	2:14.523 (2)	0.010	79.45	13:14:34.986
4 -	2:14.622 (3)	0.109	79.39	13:16:49.608
5 -	2:15.059	0.546	79.13	13:19:04.667
6 -	2:14.513 (1)		79.45	13:21:19.180
7 -	2:15.141	0.628	79.08	13:23:34.321
8 -	2:15.639	1.126	78.79	13:25:49.960
9 -	2:16.266	1.753	78.43	13:28:06.226

DIFF = Difference To Personal Best Lap

P6 4 James BLAKE-BALDWIN				
LAP	LAP TIME	DIFF	MPH	TIME OF DAY
1 -	2:21.744	7.253	75.40	13:10:04.753
2 -	2:15.026	0.535	79.15	13:12:19.779
3 -	2:14.491 (1)		79.47	13:14:34.270
4 -	2:14.505 (2)	0.014	79.46	13:16:48.775
5 -	2:15.311	0.820	78.98	13:19:04.086
6 -	2:14.630 (3)	0.139	79.38	13:21:18.716
7 -	2:15.430	0.939	78.91	13:23:34.146
8 -	2:15.292	0.801	79.00	13:25:49.438
9 -	2:16.920	2.429	78.06	13:28:06.358

P7 68 Simon BALDWIN				
LAP	LAP TIME	DIFF	MPH	TIME OF DAY
1 -	2:24.775	10.290	73.82	13:10:07.784
2 -	2:15.208	0.723	79.04	13:12:22.992
3 -	2:14.485 (1)		79.47	13:14:37.477
4 -	2:14.547 (2)	0.062	79.43	13:16:52.024
5 -	2:14.683 (3)	0.198	79.35	13:19:06.707
6 -	2:15.421	0.936	78.92	13:21:22.128
7 -	2:14.934	0.449	79.20	13:23:37.062
8 -	2:15.188	0.703	79.06	13:25:52.250
9 -	2:15.302	0.817	78.99	13:28:07.552

P8 57 Sam HEADING				
LAP	LAP TIME	DIFF	MPH	TIME OF DAY
1 -	2:22.991	8.218	74.74	13:10:06.000
2 -	2:14.985 (2)	0.212	79.17	13:12:20.985
3 -	2:15.022 (3)	0.249	79.15	13:14:36.007
4 -	2:14.773 (1)		79.30	13:16:50.780
5 -	2:15.553	0.780	78.84	13:19:06.333
6 -	2:16.004	1.231	78.58	13:21:22.337
7 -	2:15.620	0.847	78.80	13:23:37.957
8 -	2:15.847	1.074	78.67	13:25:53.804
9 -	2:17.036	2.263	77.99	13:28:10.840

P9 22 Nic GRINDROD				
LAP	LAP TIME	DIFF	MPH	TIME OF DAY
1 -	2:25.631	10.606	73.39	13:10:08.640
2 -	2:15.025 (1)		79.15	13:12:23.665
3 -	2:15.528 (3)	0.503	78.86	13:14:39.193
4 -	2:15.671	0.646	78.77	13:16:54.864
5 -	2:15.502 (2)	0.477	78.87	13:19:10.366
6 -	2:15.529	0.504	78.86	13:21:25.895
7 -	2:17.237	2.212	77.88	13:23:43.132
8 -	2:18.772	3.747	77.01	13:26:01.904
9 -	2:16.535	1.510	78.28	13:28:18.439

P10 63 Oliver ALLWOOD				
LAP	LAP TIME	DIFF	MPH	TIME OF DAY
1 -	2:26.145	11.251	73.13	13:10:09.154
2 -	2:14.894 (1)		79.23	13:12:24.048
3 -	2:15.373 (3)	0.479	78.95	13:14:39.421
4 -	2:15.770	0.876	78.72	13:16:55.191
5 -	2:16.118	1.224	78.52	13:19:11.309
6 -	2:15.097 (2)	0.203	79.11	13:21:26.406
7 -	2:16.903	2.009	78.07	13:23:43.309
8 -	2:18.745	3.851	77.03	13:26:02.054
9 -	2:17.257	2.363	77.86	13:28:19.311

BRSCC Snetterton Spring Race Weekend

Clapham North Mazda MX-5 SuperCup Championship

RACE 2 - LAP ANALYSIS

DIFF = Difference To Personal Best Lap

P11 3 Elliot LETTIS				
LAP	LAP TIME	DIFF	MPH	TIME OF DAY
1 -	2:26.810	11.824	72.80	13:10:09.819
2 -	2:15.303	0.317	78.99	13:12:25.122
3 -	2:14.986 (1)		79.17	13:14:40.108
4 -	2:15.274 (3)	0.288	79.01	13:16:55.382
5 -	2:15.613	0.627	78.81	13:19:10.995
6 -	2:15.052 (2)	0.066	79.14	13:21:26.047
7 -	2:17.475	2.489	77.74	13:23:43.522
8 -	2:18.826	3.840	76.98	13:26:02.348
9 -	2:17.215	2.229	77.89	13:28:19.563

P12 24 James COSSINS				
LAP	LAP TIME	DIFF	MPH	TIME OF DAY
1 -	2:27.149	11.936	72.63	13:10:10.158
2 -	2:15.294 (3)	0.081	78.99	13:12:25.452
3 -	2:15.279 (2)	0.066	79.00	13:14:40.731
4 -	2:15.213 (1)		79.04	13:16:55.944
5 -	2:15.694	0.481	78.76	13:19:11.638
6 -	2:15.570	0.357	78.83	13:21:27.208
7 -	2:16.790	1.577	78.13	13:23:43.998
8 -	2:18.295	3.082	77.28	13:26:02.293
9 -	2:17.989	2.776	77.45	13:28:20.282

P13 88 Alex STOTT				
LAP	LAP TIME	DIFF	MPH	TIME OF DAY
1 -	2:25.449	10.693	73.48	13:10:08.458
2 -	2:14.906 (2)	0.150	79.22	13:12:23.364
3 -	2:28.614	13.858	71.91	13:14:51.978
4 -	2:15.347	0.591	78.96	13:17:07.325
5 -	2:14.756 (1)		79.31	13:19:22.081
6 -	2:15.168 (3)	0.412	79.07	13:21:37.249
7 -	2:15.414	0.658	78.92	13:23:52.663
8 -	2:15.312	0.556	78.98	13:26:07.975
9 -	2:16.019	1.263	78.57	13:28:23.994

P14 91 Jack SYCAMORE				
LAP	LAP TIME	DIFF	MPH	TIME OF DAY
1 -	2:27.647	12.312	72.38	13:10:10.656
2 -	2:15.335 (1)		78.97	13:12:25.991
3 -	2:16.490 (2)	1.155	78.30	13:14:42.481
4 -	2:17.213	1.878	77.89	13:16:59.694
5 -	2:17.179	1.844	77.91	13:19:16.873
6 -	2:16.814	1.479	78.12	13:21:33.687
7 -	2:17.177	1.842	77.91	13:23:50.864
8 -	2:16.731 (3)	1.396	78.16	13:26:07.595
9 -	2:16.891	1.556	78.07	13:28:24.486

P15 9 Aimee WATTS				
LAP	LAP TIME	DIFF	MPH	TIME OF DAY
1 -	2:29.033	13.480	71.71	13:10:12.042
2 -	2:17.457	1.904	77.75	13:12:29.499
3 -	2:17.684	2.131	77.62	13:14:47.183
4 -	2:17.180	1.627	77.91	13:17:04.363
5 -	2:17.118	1.565	77.94	13:19:21.481
6 -	2:15.553 (1)		78.84	13:21:37.034
7 -	2:17.899	2.346	77.50	13:23:54.933
8 -	2:16.974 (2)	1.421	78.03	13:26:11.907
9 -	2:17.056 (3)	1.503	77.98	13:28:28.963

DIFF = Difference To Personal Best Lap

P16 23 Martin TOLLEY				
LAP	LAP TIME	DIFF	MPH	TIME OF DAY
1 -	2:27.975	12.128	72.22	13:10:10.984
2 -	2:15.847 (1)		78.67	13:12:26.831
3 -	2:17.028	1.181	77.99	13:14:43.859
4 -	2:16.793	0.946	78.13	13:17:00.652
5 -	2:15.894 (2)	0.047	78.65	13:19:16.546
6 -	2:16.705	0.858	78.18	13:21:33.251
7 -	2:17.310	1.463	77.83	13:23:50.561
8 -	2:22.619	6.772	74.94	13:26:13.180
9 -	2:16.396 (3)	0.549	78.36	13:28:29.576

P17 69 George GRANT				
LAP	LAP TIME	DIFF	MPH	TIME OF DAY
1 -	2:28.311	11.445	72.06	13:10:11.320
2 -	2:19.093	2.227	76.84	13:12:30.413
3 -	2:18.243	1.377	77.31	13:14:48.656
4 -	2:17.360 (3)	0.494	77.81	13:17:06.016
5 -	2:17.000 (2)	0.134	78.01	13:19:23.016
6 -	2:16.866 (1)		78.09	13:21:39.882
7 -	2:18.019	1.153	77.43	13:23:57.901
8 -	2:17.423	0.557	77.77	13:26:15.324
9 -	2:17.376	0.510	77.80	13:28:32.700

P18 500 Colin TURKINGTON				
LAP	LAP TIME	DIFF	MPH	TIME OF DAY
1 -	2:39.418	23.359	67.04	13:10:22.427
2 -	2:16.988	0.929	78.02	13:12:39.415
3 -	2:16.728	0.669	78.17	13:14:56.143
4 -	2:16.261 (3)	0.202	78.43	13:17:12.404
5 -	2:16.328	0.269	78.39	13:19:28.732
6 -	2:16.059 (1)		78.55	13:21:44.791
7 -	2:16.820	0.761	78.11	13:24:01.611
8 -	2:16.168 (2)	0.109	78.49	13:26:17.779
9 -	2:17.005	0.946	78.01	13:28:34.784

P19 13 Wilbur TILEY				
LAP	LAP TIME	DIFF	MPH	TIME OF DAY
1 -	2:29.466	12.289	71.50	13:10:12.475
2 -	2:28.835	11.658	71.81	13:12:41.310
3 -	2:17.837 (3)	0.660	77.54	13:14:59.147
4 -	2:17.495 (2)	0.318	77.73	13:17:16.642
5 -	2:17.177 (1)		77.91	13:19:33.819
6 -	2:19.421	2.244	76.66	13:21:53.240
7 -	2:17.838	0.661	77.54	13:24:11.078
8 -	2:19.686	2.509	76.51	13:26:30.764
9 -	2:18.573	1.396	77.12	13:28:49.337

P20 27 Ollie HALL				
LAP	LAP TIME	DIFF	MPH	TIME OF DAY
1 -	2:30.324	13.026	71.10	13:10:13.333
2 -	2:24.519	7.221	73.95	13:12:37.852
3 -	2:20.340	3.042	76.15	13:14:58.192
4 -	2:17.298 (1)		77.84	13:17:15.490
5 -	2:17.757 (2)	0.459	77.58	13:19:33.247
6 -	2:18.409 (3)	1.111	77.22	13:21:51.656
7 -	2:18.680	1.382	77.07	13:24:10.336
8 -	2:20.574	3.276	76.03	13:26:30.910
9 -	2:18.584	1.286	77.12	13:28:49.494

BRSCC Snetterton Spring Race Weekend

Clapham North Mazda MX-5 SuperCup Championship

RACE 2 - LAP ANALYSIS

DIFF = Difference To Personal Best Lap

P21 15 Clive POWLES				
LAP	LAP TIME	DIFF	MPH	TIME OF DAY
1 -	2:30.180	12.523	71.16	13:10:13.189
2 -	2:28.973	11.316	71.74	13:12:42.162
3 -	2:18.430	0.773	77.20	13:15:00.592
4 -	2:17.924 (2)	0.267	77.49	13:17:18.516
5 -	2:18.367 (3)	0.710	77.24	13:19:36.883
6 -	2:17.657 (1)		77.64	13:21:54.540
7 -	2:18.378	0.721	77.23	13:24:12.918
8 -	2:18.373	0.716	77.24	13:26:31.291
9 -	2:18.729	1.072	77.04	13:28:50.020

P22 5 Jim BARRATT				
LAP	LAP TIME	DIFF	MPH	TIME OF DAY
1 -	2:31.508	12.920	70.54	13:10:14.517
2 -	2:19.839	1.251	76.43	13:12:34.356
3 -	2:21.351	2.763	75.61	13:14:55.707
4 -	2:18.673 (2)	0.085	77.07	13:17:14.380
5 -	2:18.588 (1)		77.12	13:19:32.968
6 -	2:19.767	1.179	76.47	13:21:52.735
7 -	2:19.560	0.972	76.58	13:24:12.295
8 -	2:19.823	1.235	76.44	13:26:32.118
9 -	2:18.702 (3)	0.114	77.05	13:28:50.820

P23 90 Bruce ROBINSON				
LAP	LAP TIME	DIFF	MPH	TIME OF DAY
1 -	2:32.136	13.905	70.25	13:10:15.145
2 -	2:20.737	2.506	75.94	13:12:35.882
3 -	2:21.197	2.966	75.69	13:14:57.079
4 -	2:18.231 (1)		77.32	13:17:15.310
5 -	2:19.318	1.087	76.71	13:19:34.628
6 -	2:19.007	0.776	76.88	13:21:53.635
7 -	2:19.000 (3)	0.769	76.89	13:24:12.635
8 -	2:20.276	2.045	76.19	13:26:32.911
9 -	2:18.678 (2)	0.447	77.07	13:28:51.589

P24 33 Alexander JONES				
LAP	LAP TIME	DIFF	MPH	TIME OF DAY
1 -	2:36.451	12.063	68.31	13:10:19.460
2 -	2:26.340	1.952	73.03	13:12:45.800
3 -	2:27.042	2.654	72.68	13:15:12.842
4 -	2:26.626	2.238	72.89	13:17:39.468
5 -	2:25.476	1.088	73.46	13:20:04.944
6 -	2:24.388 (1)		74.02	13:22:29.332
7 -	2:25.164 (2)	0.776	73.62	13:24:54.496
8 -	2:25.361 (3)	0.973	73.52	13:27:19.857
9 -	2:26.223	1.835	73.09	13:29:46.080

P25 11 Ewan THOMAS				
LAP	LAP TIME	DIFF	MPH	TIME OF DAY
1 -	2:33.490	13.340	69.63	13:10:16.499
2 -	2:21.425	1.275	75.57	13:12:37.924
3 -	2:21.067 (2)	0.917	75.76	13:14:58.991
4 -	2:20.150 (1)		76.26	13:17:19.141
5 -	4:40.219 P	2:20.069	38.14	13:21:59.360
6 -	2:28.805	8.655	71.82	13:24:28.165
7 -	2:22.243	2.093	75.13	13:26:50.408
8 -	2:21.363 (3)	1.213	75.60	13:29:11.771

DIFF = Difference To Personal Best Lap

P26 17 Jayden KELLY				
LAP	LAP TIME	DIFF	MPH	TIME OF DAY
1 -	2:32.793	13.373	69.95	13:10:15.802
2 -	2:19.420 (1)		76.66	13:12:35.222
3 -	2:19.499 (2)	0.079	76.61	13:14:54.721
4 -	2:21.755	2.335	75.39	13:17:16.476
5 -	2:26.183	6.763	73.11	13:19:42.659
6 -	2:19.766 (3)	0.346	76.47	13:22:02.425

P27 93 Jack BREWER				
LAP	LAP TIME	DIFF	MPH	TIME OF DAY
1 -	2:24.265 (1)		74.08	13:10:07.274

BRSCC Snetterton Spring Race Weekend
Clapham North Mazda MX-5 SuperCup Championship
RACE 2 - STATISTICS

Competitors Started 27
Planned Start 2024-04-06 @ 13:10:00.000
Actual Start 2024-04-06 @ 13:07:43.008
Finish Time 2024-04-06 @ 13:28:00.451
Track Length 2.9689mi.
Total Laps 231
Total Distance Covered 685.8185mi.

Session Fastest Lap History

NO	CL	NAME	LAP TIME	TIME OF DAY	LAP	VEHICLE
29	Pro	Patrick FLETCHER	2:20.687	13:10:03.698	1	Mazda MX-5 Mk3
29	Pro	Patrick FLETCHER	2:14.534	13:12:18.230	2	Mazda MX-5 Mk3
50	Pro	Leigh BRITTEN	2:14.414	13:12:18.572	2	Mazda MX-5 Mk3
29	Pro	Patrick FLETCHER	2:14.247	13:14:32.475	3	Mazda MX-5 Mk3
50	Pro	Leigh BRITTEN	2:14.218	13:14:32.790	3	Mazda MX-5 Mk3
16	Pro	Tom GRIFFITHS	2:13.893	13:14:32.987	3	Mazda MX-5 Mk3
1	Pro	Aidan HILLS	2:13.891	13:21:16.292	6	Mazda MX-5 Mk3

Session Leader History

NO	CL	NAME	FROM LAP	LAPS LED	DISTANCE	VEHICLE
29	Pro	Patrick FLETCHER	1	9	26.72 miles	Mazda MX-5 Mk3

Flag History

TYPE	TIME OF DAY
GREEN	13:07:43.008
FINISH	13:28:00.451

Flag Statistics

TYPE	COUNT	TOTAL LAPS	TOTAL TIME
Green	1	9	23:13.560
Red	0	0	0.000
Safety Car	0	0	0.000
FCY	0	0	0.000

BRSCC Snetterton Spring Race Weekend
Clapham North Mazda MX-5 SuperCup Championship
RACE 2 - STATISTICS

CLASS :

1 Starters

Fastest Lap History

NO	NAME	LAP TIME	TIME OF DAY	LAP	VEHICLE
17	Jayden KELLY	2:32.793	13:10:15.817	1	Mazda MX-5 Mk3
17	Jayden KELLY	2:19.420	13:12:35.245	2	Mazda MX-5 Mk3

Leader History

NO	NAME	FROM LAP	LAPS LED	DISTANCE	VEHICLE
17	Jayden KELLY	1	6	17.81 miles	Mazda MX-5 Mk3

BRSCC Snetterton Spring Race Weekend
Clapham North Mazda MX-5 SuperCup Championship
RACE 2 - STATISTICS

CLASS : Pro

14 Starters

Fastest Lap History

NO	NAME	LAP TIME	TIME OF DAY	LAP	VEHICLE
29	Patrick FLETCHER	2:20.687	13:10:03.698	1	Mazda MX-5 Mk3
29	Patrick FLETCHER	2:14.534	13:12:18.230	2	Mazda MX-5 Mk3
50	Leigh BRITTEN	2:14.414	13:12:18.572	2	Mazda MX-5 Mk3
29	Patrick FLETCHER	2:14.247	13:14:32.475	3	Mazda MX-5 Mk3
50	Leigh BRITTEN	2:14.218	13:14:32.790	3	Mazda MX-5 Mk3
16	Tom GRIFFITHS	2:13.893	13:14:32.987	3	Mazda MX-5 Mk3
1	Aidan HILLS	2:13.891	13:21:16.292	6	Mazda MX-5 Mk3

Leader History

NO	NAME	FROM LAP	LAPS LED	DISTANCE	VEHICLE
29	Patrick FLETCHER	1	9	26.72 miles	Mazda MX-5 Mk3

BRSCC Snetterton Spring Race Weekend
Clapham North Mazda MX-5 SuperCup Championship
RACE 2 - STATISTICS

CLASS : Club M

3 Starters

Fastest Lap History

NO	NAME	LAP TIME	TIME OF DAY	LAP	VEHICLE
15	Clive POWLES	2:30.180	13:10:13.183	1	Mazda MX-5 Mk3
5	Jim BARRATT	2:19.839	13:12:34.368	2	Mazda MX-5 Mk3
15	Clive POWLES	2:18.430	13:15:00.586	3	Mazda MX-5 Mk3
90	Bruce ROBINSON	2:18.231	13:17:15.316	4	Mazda MX-5 Mk3
15	Clive POWLES	2:17.924	13:17:18.510	4	Mazda MX-5 Mk3
15	Clive POWLES	2:17.657	13:21:54.533	6	Mazda MX-5 Mk3

Leader History

NO	NAME	FROM LAP	LAPS LED	DISTANCE	VEHICLE
15	Clive POWLES	1	1	2.96 miles	Mazda MX-5 Mk3
5	Jim BARRATT	2	6	17.81 miles	Mazda MX-5 Mk3
15	Clive POWLES	8	2	5.93 miles	Mazda MX-5 Mk3

BRSCC Snetterton Spring Race Weekend
Clapham North Mazda MX-5 SuperCup Championship
RACE 2 - STATISTICS

CLASS : Pro M

5 Starters

Fastest Lap History

NO	NAME	LAP TIME	TIME OF DAY	LAP	VEHICLE
68	Simon BALDWIN	2:24.775	13:10:07.800	1	Mazda MX-5 Mk3
68	Simon BALDWIN	2:15.208	13:12:23.007	2	Mazda MX-5 Mk3
22	Nic GRINDROD	2:15.025	13:12:23.677	2	Mazda MX-5 Mk3
63	Oliver ALLWOOD	2:14.894	13:12:24.066	2	Mazda MX-5 Mk3
68	Simon BALDWIN	2:14.485	13:14:37.491	3	Mazda MX-5 Mk3

Leader History

NO	NAME	FROM LAP	LAPS LED	DISTANCE	VEHICLE
68	Simon BALDWIN	1	9	26.72 miles	Mazda MX-5 Mk3

BRSCC Snetterton Spring Race Weekend
Clapham North Mazda MX-5 SuperCup Championship
RACE 2 - STATISTICS

CLASS : Club

4 Starters

Fastest Lap History

NO	NAME	LAP TIME	TIME OF DAY	LAP	VEHICLE
9	Aimee WATTS	2:29.033	13:10:12.060	1	Mazda MX-5 Mk3
9	Aimee WATTS	2:17.457	13:12:29.518	2	Mazda MX-5 Mk3
9	Aimee WATTS	2:17.180	13:17:04.383	4	Mazda MX-5 Mk3
9	Aimee WATTS	2:17.118	13:19:21.500	5	Mazda MX-5 Mk3
9	Aimee WATTS	2:15.553	13:21:37.054	6	Mazda MX-5 Mk3

Leader History

NO	NAME	FROM LAP	LAPS LED	DISTANCE	VEHICLE
9	Aimee WATTS	1	9	26.72 miles	Mazda MX-5 Mk3

BRSCC Snetterton Spring Race Weekend

Clapham North Mazda MX-5 SuperCup Championship



RACE 7 - CLASSIFICATION

Race Distance: 9 Laps / 26.72 miles



POS	NO	CL	PIC	NAME	ENTRY	LAPS	TIME	GAP	DIFF	MPH	BEST	ON	GRD	↑↓
1	16	Pro	1	Tom GRIFFITHS	Mazda MX-5 Mk3	9	20:12.665			79.32	2:13.328	5	3	2
2	1	Pro	2	Aidan HILLS	Mazda MX-5 Mk3	9	20:12.883	0.218	0.218	79.30	2:13.362	5	2	0
3	29	Pro	3	Patrick FLETCHER	Mazda MX-5 Mk3	9	20:14.275	1.610	1.392	79.21	2:13.027	5	1	-2
4	50	Pro	4	Leigh BRITTEN	Mazda MX-5 Mk3	9	20:14.985	2.320	0.710	79.17	2:13.802	8	4	0
5	41	Pro	5	Joe WIGGIN	Mazda MX-5 Mk3	9	20:17.281	4.616	2.296	79.02	2:13.589	5	5	0
6	4	Pro	6	James BLAKE-BALDWIN	Mazda MX-5 Mk3	9	20:17.448	4.783	0.167	79.01	2:13.577	5	12	6
7	57	Pro	7	Sam HEADING	Mazda MX-5 Mk3	9	20:17.754	5.089	0.306	78.99	2:13.703	5	6	-1
8	22	Pro M	1	Nic GRINDROD	Mazda MX-5 Mk3	9	20:17.937	5.272	0.183	78.98	2:13.786	5	10	2
9	63	Pro M	2	Oliver ALLWOOD	Mazda MX-5 Mk3	9	20:18.092	5.427	0.155	78.96	2:13.329	7	11	2
10	88	Pro	8	Alex STOTT	Mazda MX-5 Mk3	9	20:20.068	7.403	1.976	78.84	2:13.560	7	9	-1
11	68	Pro M	3	Simon BALDWIN	Mazda MX-5 Mk3	9	20:23.021	10.356	2.953	78.65	2:13.788	6	13	2
12	91	Pro	9	Jack SYCAMORE	Mazda MX-5 Mk3	9	20:29.359	16.694	6.338	78.24	2:14.930	4	16	4
13	500	Pro	10	Colin TURKINGTON	Mazda MX-5 Mk3	9	20:29.422	16.757	0.063	78.24	2:14.734	7	7	-6
14	3	Pro	11	Elliot LETTIS	Mazda MX-5 Mk3	9	20:34.133	21.468	4.711	77.94	2:15.278	7	15	1
15	23	Pro M	4	Martin TOLLEY	Mazda MX-5 Mk3	9	20:43.039	30.374	8.906	77.38	2:16.371	7	17	2
16	9	Club	1	Aimee WATTS	Mazda MX-5 Mk3	9	20:46.221	33.556	3.182	77.18	2:15.948	7	19	3
17	24*	Pro	12	James COSSINS	Mazda MX-5 Mk3	9	20:49.812	37.147	3.591	76.96	2:14.647	4	14	-3
18	13	Club	2	Wilbur TILEY	Mazda MX-5 Mk3	9	20:51.121	38.456	1.309	76.88	2:16.400	7	23	5
19	27	Club	3	Ollie HALL	Mazda MX-5 Mk3	9	20:55.510	42.845	4.389	76.61	2:16.903	8	20	1
20	17		1	Jayden KELLY	Mazda MX-5 Mk3	9	20:59.422	46.757	3.912	76.37	2:17.824	8	26	6
21	15	Club M	1	Clive POWLES	Mazda MX-5 Mk3	9	20:59.569	46.904	0.147	76.36	2:17.155	5	21	0
22	5	Club M	2	Jim BARRATT	Mazda MX-5 Mk3	9	21:00.999	48.334	1.430	76.28	2:17.301	5	22	0
23	90	Club M	3	Bruce ROBINSON	Mazda MX-5 Mk3	9	21:07.044	54.379	6.045	75.91	2:17.694	8	24	1
24	11	Pro	13	Ewan THOMAS	Mazda MX-5 Mk3	9	21:07.396	54.731	0.352	75.89	2:18.484	6	25	1
25	30	Club	4	Aaron HERBERT	Mazda MX-5 Mk3	9	21:16.779	1:04.114	9.383	75.34	2:18.736	4	27	2
26	69	Pro M	5	George GRANT	Mazda MX-5 Mk3	9	21:29.681	1:17.016	12.902	74.58	2:19.042	4	18	-8
27	33	Club	5	Alexander JONES	Mazda MX-5 Mk3	9	22:09.777	1:57.112	40.096	72.33	2:25.058	8	28	1

FASTEST LAP

29	Pro	Patrick FLETCHER	Mazda MX-5 Mk3	5	2:13.027	80.34 mph	129.30 kph
63	Pro M	Oliver ALLWOOD	Mazda MX-5 Mk3	7	2:13.329	80.16 mph	129.01 kph
9	Club	Aimee WATTS	Mazda MX-5 Mk3	7	2:15.948	78.61 mph	126.52 kph
15	Club M	Clive POWLES	Mazda MX-5 Mk3	5	2:17.155	77.92 mph	125.41 kph
17		Jayden KELLY	Mazda MX-5 Mk3	8	2:17.824	77.54 mph	124.80 kph

Comments: Car 24 - 5 second penalty applied for exceeding track limits
Car 24 - 10 second penalty applied for exceeding track limits

Weather / Track : Cloudy / Dry

These results are provisional until the conclusion of any judicial and technical matters.

Date: 07/04/2024 Start: 10:03 Finish: 10:23
Snetterton 300: 2.9689 miles

Clerk Of Course: Paul Levitt

Stewards:

Timekeeper: Lisa Sneader



Results can be found at www.tsl-timing.com

Printed - 10:26 Sunday, 07 April 2024



BRSCC Snetterton Spring Race Weekend

Clapham North Mazda MX-5 SuperCup Championship

RACE 7 - LAP CHART

LAP 1 @ 10:06:04.972			LAP 2 @ 10:08:19.986			LAP 3 @ 10:10:35.170			LAP 4 @ 10:12:48.628			LAP 5 @ 10:15:01.990		
NO	BEHIND	LAP TIME	NO	BEHIND	LAP TIME	NO	BEHIND	LAP TIME	NO	BEHIND	LAP TIME	NO	BEHIND	LAP TIME
1		2:19.278	1		2:15.014	1		2:15.184	1		2:13.458	1		2:13.362
29	0.523	2:19.801	29	0.147	2:14.638	16	0.256	2:14.995	16	0.273	2:13.475	16	0.239	2:13.328
16	1.334	2:20.612	16	0.445	2:14.125	29	0.616	2:15.653	29	1.000	2:13.842	29	0.665	2:13.027
50	2.856	2:22.134	50	2.102	2:14.260	50	1.122	2:14.204	50	1.850	2:14.186	50	2.322	2:13.834
41	3.097	2:22.375	41	2.251	2:14.168	41	1.569	2:14.502	57	2.133	2:13.769	57	2.474	2:13.703
57	3.393	2:22.671	57	2.613	2:14.234	57	1.822	2:14.393	41	2.892	2:14.781	41	3.119	2:13.589
22	3.793	2:23.071	4	3.414	2:14.429	4	2.095	2:13.865	4	3.077	2:14.440	4	3.292	2:13.577
4	3.999	2:23.277	22	4.021	2:15.242	22	2.717	2:13.880	22	3.763	2:14.504	22	4.187	2:13.786
500	5.016	2:24.294	88	5.227	2:15.017	63	4.649	2:14.320	63	6.045	2:14.854	63	6.871	2:14.188
88	5.224	2:24.502	63	5.513	2:14.524	88	5.171	2:15.128	88	6.743	2:15.030	88	7.647	2:14.266
24	5.940	2:25.218	24	5.966	2:15.040	24	5.817	2:15.035	24	7.006	2:14.647	68	8.151	2:14.249
63	6.003	2:25.281	68	6.529	2:13.859	68	6.317	2:14.972	68	7.264	2:14.405	500	10.070	2:15.050
91	6.771	2:26.049	500	6.549	2:16.547	500	6.834	2:15.469	500	8.382	2:15.006	91	10.927	2:15.638
68	7.684	2:26.962	91	7.097	2:15.340	91	7.179	2:15.266	91	8.651	2:14.930	24	14.145	2:20.501
23	9.114	2:28.392	3	10.633	2:16.342	3	11.267	2:15.818	3	14.059	2:16.250	3	16.285	2:15.588
3	9.305	2:28.583	23	11.532	2:17.432	23	12.840	2:16.492	23	16.196	2:16.814	23	19.395	2:16.561
5	11.012	2:30.290	5	14.085	2:18.087	9	16.541	2:16.651	9	20.503	2:17.420	9	23.829	2:16.688
17	12.038	2:31.316	9	15.074	2:16.205	5	19.333	2:20.432	13	23.764	2:17.708	13	27.167	2:16.765
15	12.477	2:31.755	17	15.204	2:18.180	13	19.514	2:17.034	17	24.806	2:18.444	27	29.964	2:18.094
13	13.279	2:32.557	13	17.664	2:19.399	17	19.820	2:19.800	27	25.232	2:18.403	17	30.612	2:19.168
11	13.728	2:33.006	27	17.870	2:18.506	27	20.287	2:17.601	5	27.238	2:21.363	5	31.177	2:17.301
9	13.883	2:33.161	15	18.878	2:21.415	15	21.834	2:18.140	11	28.159	2:19.144	15	32.094	2:17.155
27	14.378	2:33.656	11	19.013	2:20.299	11	22.473	2:18.644	15	28.301	2:19.925	11	33.992	2:19.195
69	15.181	2:34.459	69	19.294	2:19.127	90	23.039	2:18.498	90	29.111	2:19.530	90	34.204	2:18.455
90	15.698	2:34.976	90	19.725	2:19.041	69	25.756	2:21.646	69	31.340	2:19.042	30	39.276	2:21.122
30	16.432	2:35.710	30	20.694	2:19.276	30	26.238	2:20.728	30	31.516	2:18.736	69	51.252	2:33.274
33	20.248	2:39.526	33	31.635	2:26.401	33	43.525	2:27.074	33	56.970	2:26.903	33	1:09.660	2:26.052

BRSCC Snetterton Spring Race Weekend

Clapham North Mazda MX-5 SuperCup Championship

RACE 7 - LAP CHART

LAP 6 @ 10:17:15.576			LAP 7 @ 10:19:30.052			LAP 8 @ 10:21:44.174			LAP 9 @ 10:23:58.359		
NO	BEHIND	LAP TIME	NO	BEHIND	LAP TIME	NO	BEHIND	LAP TIME	NO	BEHIND	LAP TIME
1		2:13.586	1		2:14.476	1		2:14.122	16		2:14.036
16	0.146	2:13.493	29	0.275	2:14.407	16	0.149	2:13.661	1	0.218	2:14.403
29	0.344	2:13.265	16	0.610	2:14.940	29	0.281	2:14.128	29	1.610	2:15.514
50	2.693	2:13.957	50	2.453	2:14.236	50	2.133	2:13.802	50	2.320	2:14.372
41	3.347	2:13.814	41	3.268	2:14.397	41	3.080	2:13.934	41	4.616	2:15.721
57	3.544	2:14.656	57	3.454	2:14.386	57	3.241	2:13.909	4	4.783	2:15.281
4	3.679	2:13.973	4	3.839	2:14.636	4	3.687	2:13.970	57	5.089	2:16.033
22	4.449	2:13.848	22	4.327	2:14.354	22	4.342	2:14.137	22	5.272	2:15.115
63	7.065	2:13.780	63	5.918	2:13.329	63	5.332	2:13.536	63	5.427	2:14.280
88	7.637	2:13.576	88	6.721	2:13.560	88	7.205	2:14.606	88	7.403	2:14.383
68	8.353	2:13.788	68	8.052	2:14.175	68	9.358	2:15.428	68	10.356	2:15.183
500	11.432	2:14.948	500	11.690	2:14.734	500	12.618	2:15.050	91	16.694	2:15.505
91	13.037	2:15.696	91	13.772	2:15.211	91	15.374	2:15.724	500	16.757	2:18.324
3	18.057	2:15.358	3	18.859	2:15.278	3	20.222	2:15.485	3	21.468	2:15.431
24	18.344	2:17.785	24	19.060	2:15.192	24	20.818	2:15.880	24	22.147	2:15.514
23	22.737	2:16.928	23	24.632	2:16.371	23	27.158	2:16.648	23	30.374	2:17.401
9	26.530	2:16.287	9	28.002	2:15.948	9	30.517	2:16.637	9	33.556	2:17.224
13	31.114	2:17.533	13	33.038	2:16.400	13	35.598	2:16.682	13	38.456	2:17.043
27	33.636	2:17.258	27	36.666	2:17.506	27	39.447	2:16.903	27	42.845	2:17.583
17	34.965	2:17.939	17	39.047	2:18.558	17	42.749	2:17.824	17	46.757	2:18.193
5	35.245	2:17.654	5	39.210	2:18.441	15	43.815	2:18.342	15	46.904	2:17.274
15	35.677	2:17.169	15	39.595	2:18.394	5	44.349	2:19.261	5	48.334	2:18.170
11	38.890	2:18.484	11	44.603	2:20.189	11	49.543	2:19.062	90	54.379	2:18.471
90	39.071	2:18.453	90	46.521	2:21.926	90	50.093	2:17.694	11	54.731	2:19.373
30	45.766	2:20.076	30	51.451	2:20.161	30	57.555	2:20.226	30	1:04.114	2:20.744
69	58.837	2:21.171	69	1:04.429	2:20.068	69	1:11.194	2:20.887	69	1:17.016	2:20.007
33	1:22.600	2:26.526	33	1:34.072	2:25.948	33	1:45.008	2:25.058	33	1:57.112	2:26.289

BRSCC Snetterton Spring Race Weekend

Clapham North Mazda MX-5 SuperCup Championship

RACE 7 - LAP ANALYSIS

DIFF = Difference To Personal Best Lap

P1 16 Tom GRIFFITHS				
LAP	LAP TIME	DIFF	MPH	TIME OF DAY
1 -	2:20.612	7.284	76.01	10:06:06.306
2 -	2:14.125	0.797	79.68	10:08:20.431
3 -	2:14.995	1.667	79.17	10:10:35.426
4 -	2:13.475 (2)	0.147	80.07	10:12:48.901
5 -	2:13.328 (1)		80.16	10:15:02.229
6 -	2:13.493 (3)	0.165	80.06	10:17:15.722
7 -	2:14.940	1.612	79.20	10:19:30.662
8 -	2:13.661	0.333	79.96	10:21:44.323
9 -	2:14.036	0.708	79.74	10:23:58.359

P2 1 Aidan HILLS				
LAP	LAP TIME	DIFF	MPH	TIME OF DAY
1 -	2:19.278	5.916	76.73	10:06:04.972
2 -	2:15.014	1.652	79.16	10:08:19.986
3 -	2:15.184	1.822	79.06	10:10:35.170
4 -	2:13.458 (2)	0.096	80.08	10:12:48.628
5 -	2:13.362 (1)		80.14	10:15:01.990
6 -	2:13.586 (3)	0.224	80.00	10:17:15.576
7 -	2:14.476	1.114	79.47	10:19:30.052
8 -	2:14.122	0.760	79.68	10:21:44.174
9 -	2:14.403	1.041	79.52	10:23:58.577

P3 29 Patrick FLETCHER				
LAP	LAP TIME	DIFF	MPH	TIME OF DAY
1 -	2:19.801	6.774	76.45	10:06:05.495
2 -	2:14.638	1.611	79.38	10:08:20.133
3 -	2:15.653	2.626	78.78	10:10:35.786
4 -	2:13.842 (3)	0.815	79.85	10:12:49.628
5 -	2:13.027 (1)		80.34	10:15:02.655
6 -	2:13.265 (2)	0.238	80.20	10:17:15.920
7 -	2:14.407	1.380	79.52	10:19:30.327
8 -	2:14.128	1.101	79.68	10:21:44.455
9 -	2:15.514	2.487	78.87	10:23:59.969

P4 50 Leigh BRITTEN				
LAP	LAP TIME	DIFF	MPH	TIME OF DAY
1 -	2:22.134	8.332	75.19	10:06:07.828
2 -	2:14.260	0.458	79.60	10:08:22.088
3 -	2:14.204	0.402	79.64	10:10:36.292
4 -	2:14.186	0.384	79.65	10:12:50.478
5 -	2:13.834 (2)	0.032	79.86	10:15:04.312
6 -	2:13.957 (3)	0.155	79.78	10:17:18.269
7 -	2:14.236	0.434	79.62	10:19:32.505
8 -	2:13.802 (1)		79.87	10:21:46.307
9 -	2:14.372	0.570	79.54	10:24:00.679

P5 41 Joe WIGGIN				
LAP	LAP TIME	DIFF	MPH	TIME OF DAY
1 -	2:22.375	8.786	75.06	10:06:08.069
2 -	2:14.168	0.579	79.66	10:08:22.237
3 -	2:14.502	0.913	79.46	10:10:36.739
4 -	2:14.781	1.192	79.29	10:12:51.520
5 -	2:13.589 (1)		80.00	10:15:05.109
6 -	2:13.814 (2)	0.225	79.87	10:17:18.923
7 -	2:14.397	0.808	79.52	10:19:33.320
8 -	2:13.934 (3)	0.345	79.80	10:21:47.254
9 -	2:15.721	2.132	78.75	10:24:02.975

DIFF = Difference To Personal Best Lap

P6 4 James BLAKE-BALDWIN				
LAP	LAP TIME	DIFF	MPH	TIME OF DAY
1 -	2:23.277	9.700	74.59	10:06:08.971
2 -	2:14.429	0.852	79.50	10:08:23.400
3 -	2:13.865 (2)	0.288	79.84	10:10:37.265
4 -	2:14.440	0.863	79.50	10:12:51.705
5 -	2:13.577 (1)		80.01	10:15:05.282
6 -	2:13.973	0.396	79.77	10:17:19.255
7 -	2:14.636	1.059	79.38	10:19:33.891
8 -	2:13.970 (3)	0.393	79.77	10:21:47.861
9 -	2:15.281	1.704	79.00	10:24:03.142

P7 57 Sam HEADING				
LAP	LAP TIME	DIFF	MPH	TIME OF DAY
1 -	2:22.671	8.968	74.91	10:06:08.365
2 -	2:14.234	0.531	79.62	10:08:22.599
3 -	2:14.393	0.690	79.52	10:10:36.992
4 -	2:13.769 (2)	0.066	79.89	10:12:50.761
5 -	2:13.703 (1)		79.93	10:15:04.464
6 -	2:14.656	0.953	79.37	10:17:19.120
7 -	2:14.386	0.683	79.53	10:19:33.506
8 -	2:13.909 (3)	0.206	79.81	10:21:47.415
9 -	2:16.033	2.330	78.56	10:24:03.448

P8 22 Nic GRINDROD				
LAP	LAP TIME	DIFF	MPH	TIME OF DAY
1 -	2:23.071	9.285	74.70	10:06:08.765
2 -	2:15.242	1.456	79.02	10:08:24.007
3 -	2:13.880 (3)	0.094	79.83	10:10:37.887
4 -	2:14.504	0.718	79.46	10:12:52.391
5 -	2:13.786 (1)		79.88	10:15:06.177
6 -	2:13.848 (2)	0.062	79.85	10:17:20.025
7 -	2:14.354	0.568	79.55	10:19:34.379
8 -	2:14.137	0.351	79.68	10:21:48.516
9 -	2:15.115	1.329	79.10	10:24:03.631

P9 63 Oliver ALLWOOD				
LAP	LAP TIME	DIFF	MPH	TIME OF DAY
1 -	2:25.281	11.952	73.56	10:06:10.975
2 -	2:14.524	1.195	79.45	10:08:25.499
3 -	2:14.320	0.991	79.57	10:10:39.819
4 -	2:14.854	1.525	79.25	10:12:54.673
5 -	2:14.188	0.859	79.65	10:15:08.861
6 -	2:13.780 (3)	0.451	79.89	10:17:22.641
7 -	2:13.329 (1)		80.16	10:19:35.970
8 -	2:13.536 (2)	0.207	80.03	10:21:49.506
9 -	2:14.280	0.951	79.59	10:24:03.786

P10 88 Alex STOTT				
LAP	LAP TIME	DIFF	MPH	TIME OF DAY
1 -	2:24.502	10.942	73.96	10:06:10.196
2 -	2:15.017	1.457	79.16	10:08:25.213
3 -	2:15.128	1.568	79.09	10:10:40.341
4 -	2:15.030	1.470	79.15	10:12:55.371
5 -	2:14.266 (3)	0.706	79.60	10:15:09.637
6 -	2:13.576 (2)	0.016	80.01	10:17:23.213
7 -	2:13.560 (1)		80.02	10:19:36.773
8 -	2:14.606	1.046	79.40	10:21:51.379
9 -	2:14.383	0.823	79.53	10:24:05.762

BRSCC Snetterton Spring Race Weekend

Clapham North Mazda MX-5 SuperCup Championship

RACE 7 - LAP ANALYSIS

DIFF = Difference To Personal Best Lap

P11 68 Simon BALDWIN				
LAP	LAP TIME	DIFF	MPH	TIME OF DAY
1 -	2:26.962	13.174	72.72	10:06:12.656
2 -	2:13.859 (2)	0.071	79.84	10:08:26.515
3 -	2:14.972	1.184	79.18	10:10:41.487
4 -	2:14.405	0.617	79.52	10:12:55.892
5 -	2:14.249	0.461	79.61	10:15:10.141
6 -	2:13.788 (1)		79.88	10:17:23.929
7 -	2:14.175 (3)	0.387	79.65	10:19:38.104
8 -	2:15.428	1.640	78.92	10:21:53.532
9 -	2:15.183	1.395	79.06	10:24:08.715

P12 91 Jack SYCAMORE				
LAP	LAP TIME	DIFF	MPH	TIME OF DAY
1 -	2:26.049	11.119	73.18	10:06:11.743
2 -	2:15.340	0.410	78.97	10:08:27.083
3 -	2:15.266 (3)	0.336	79.01	10:10:42.349
4 -	2:14.930 (1)		79.21	10:12:57.279
5 -	2:15.638	0.708	78.79	10:15:12.917
6 -	2:15.696	0.766	78.76	10:17:28.613
7 -	2:15.211 (2)	0.281	79.04	10:19:43.824
8 -	2:15.724	0.794	78.74	10:21:59.548
9 -	2:15.505	0.575	78.87	10:24:15.053

P13 500 Colin TURKINGTON				
LAP	LAP TIME	DIFF	MPH	TIME OF DAY
1 -	2:24.294	9.560	74.07	10:06:09.988
2 -	2:16.547	1.813	78.27	10:08:26.535
3 -	2:15.469	0.735	78.89	10:10:42.004
4 -	2:15.006 (3)	0.272	79.16	10:12:57.010
5 -	2:15.050	0.316	79.14	10:15:12.060
6 -	2:14.948 (2)	0.214	79.20	10:17:27.008
7 -	2:14.734 (1)		79.32	10:19:41.742
8 -	2:15.050	0.316	79.14	10:21:56.792
9 -	2:18.324	3.590	77.26	10:24:15.116

P14 3 Elliot LETTIS				
LAP	LAP TIME	DIFF	MPH	TIME OF DAY
1 -	2:28.583	13.305	71.93	10:06:14.277
2 -	2:16.342	1.064	78.39	10:08:30.619
3 -	2:15.818	0.540	78.69	10:10:46.437
4 -	2:16.250	0.972	78.44	10:13:02.687
5 -	2:15.588	0.310	78.82	10:15:18.275
6 -	2:15.358 (2)	0.080	78.96	10:17:33.633
7 -	2:15.278 (1)		79.00	10:19:48.911
8 -	2:15.485	0.207	78.88	10:22:04.396
9 -	2:15.431 (3)	0.153	78.91	10:24:19.827

P15 23 Martin TOLLEY				
LAP	LAP TIME	DIFF	MPH	TIME OF DAY
1 -	2:28.392	12.021	72.02	10:06:14.086
2 -	2:17.432	1.061	77.76	10:08:31.518
3 -	2:16.492 (2)	0.121	78.30	10:10:48.010
4 -	2:16.814	0.443	78.12	10:13:04.824
5 -	2:16.561 (3)	0.190	78.26	10:15:21.385
6 -	2:16.928	0.557	78.05	10:17:38.313
7 -	2:16.371 (1)		78.37	10:19:54.684
8 -	2:16.648	0.277	78.21	10:22:11.332
9 -	2:17.401	1.030	77.78	10:24:28.733

DIFF = Difference To Personal Best Lap

P16 9 Aimee WATTS				
LAP	LAP TIME	DIFF	MPH	TIME OF DAY
1 -	2:33.161	17.213	69.78	10:06:18.855
2 -	2:16.205 (2)	0.257	78.47	10:08:35.060
3 -	2:16.651	0.703	78.21	10:10:51.711
4 -	2:17.420	1.472	77.77	10:13:09.131
5 -	2:16.688	0.740	78.19	10:15:25.819
6 -	2:16.287 (3)	0.339	78.42	10:17:42.106
7 -	2:15.948 (1)		78.61	10:19:58.054
8 -	2:16.637	0.689	78.22	10:22:14.691
9 -	2:17.224	1.276	77.88	10:24:31.915

P17 24 James COSSINS				
LAP	LAP TIME	DIFF	MPH	TIME OF DAY
1 -	2:25.218	10.571	73.60	10:06:10.912
2 -	2:15.040 (3)	0.393	79.14	10:08:25.952
3 -	2:15.035 (2)	0.388	79.15	10:10:40.987
4 -	2:14.647 (1)		79.37	10:12:55.634
5 -	2:20.501	5.854	76.07	10:15:16.135
6 -	2:17.785	3.138	77.57	10:17:33.920
7 -	2:15.192	0.545	79.05	10:19:49.112
8 -	2:15.880	1.233	78.65	10:22:04.992
9 -	2:15.514	0.867	78.87	10:24:20.506

P18 13 Wilbur TILEY				
LAP	LAP TIME	DIFF	MPH	TIME OF DAY
1 -	2:32.557	16.157	70.05	10:06:18.251
2 -	2:19.399	2.999	76.67	10:08:37.650
3 -	2:17.034	0.634	77.99	10:10:54.684
4 -	2:17.708	1.308	77.61	10:13:12.392
5 -	2:16.765 (3)	0.365	78.14	10:15:29.157
6 -	2:17.533	1.133	77.71	10:17:46.690
7 -	2:16.400 (1)		78.35	10:20:03.090
8 -	2:16.682 (2)	0.282	78.19	10:22:19.772
9 -	2:17.043	0.643	77.99	10:24:36.815

P19 27 Ollie HALL				
LAP	LAP TIME	DIFF	MPH	TIME OF DAY
1 -	2:33.656	16.753	69.55	10:06:19.350
2 -	2:18.506	1.603	77.16	10:08:37.856
3 -	2:17.601	0.698	77.67	10:10:55.457
4 -	2:18.403	1.500	77.22	10:13:13.860
5 -	2:18.094	1.191	77.39	10:15:31.954
6 -	2:17.258 (2)	0.355	77.86	10:17:49.212
7 -	2:17.506 (3)	0.603	77.72	10:20:06.718
8 -	2:16.903 (1)		78.07	10:22:23.621
9 -	2:17.583	0.680	77.68	10:24:41.204

P20 17 Jayden KELLY				
LAP	LAP TIME	DIFF	MPH	TIME OF DAY
1 -	2:31.316	13.492	70.63	10:06:17.010
2 -	2:18.180 (3)	0.356	77.34	10:08:35.190
3 -	2:19.800	1.976	76.45	10:10:54.990
4 -	2:18.444	0.620	77.20	10:13:13.434
5 -	2:19.168	1.344	76.79	10:15:32.602
6 -	2:17.939 (2)	0.115	77.48	10:17:50.541
7 -	2:18.558	0.734	77.13	10:20:09.099
8 -	2:17.824 (1)		77.54	10:22:26.923
9 -	2:18.193	0.369	77.34	10:24:45.116

BRSCC Snetterton Spring Race Weekend

Clapham North Mazda MX-5 SuperCup Championship

RACE 7 - LAP ANALYSIS

DIFF = Difference To Personal Best Lap

P21 15 Clive POWLES				
LAP	LAP TIME	DIFF	MPH	TIME OF DAY
1 -	2:31.755	14.600	70.42	10:06:17.449
2 -	2:21.415	4.260	75.57	10:08:38.864
3 -	2:18.140	0.985	77.37	10:10:57.004
4 -	2:19.925	2.770	76.38	10:13:16.929
5 -	2:17.155 (1)		77.92	10:15:34.084
6 -	2:17.169 (2)	0.014	77.91	10:17:51.253
7 -	2:18.394	1.239	77.22	10:20:09.647
8 -	2:18.342	1.187	77.25	10:22:27.989
9 -	2:17.274 (3)	0.119	77.85	10:24:45.263

P22 5 Jim BARRATT				
LAP	LAP TIME	DIFF	MPH	TIME OF DAY
1 -	2:30.290	12.989	71.11	10:06:15.984
2 -	2:18.087 (3)	0.786	77.40	10:08:34.071
3 -	2:20.432	3.131	76.10	10:10:54.503
4 -	2:21.363	4.062	75.60	10:13:15.866
5 -	2:17.301 (1)		77.84	10:15:33.167
6 -	2:17.654 (2)	0.353	77.64	10:17:50.821
7 -	2:18.441	1.140	77.20	10:20:09.262
8 -	2:19.261	1.960	76.74	10:22:28.523
9 -	2:18.170	0.869	77.35	10:24:46.693

P23 90 Bruce ROBINSON				
LAP	LAP TIME	DIFF	MPH	TIME OF DAY
1 -	2:34.976	17.282	68.96	10:06:20.670
2 -	2:19.041	1.347	76.86	10:08:39.711
3 -	2:18.498	0.804	77.17	10:10:58.209
4 -	2:19.530	1.836	76.60	10:13:17.739
5 -	2:18.455 (3)	0.761	77.19	10:15:36.194
6 -	2:18.453 (2)	0.759	77.19	10:17:54.647
7 -	2:21.926	4.232	75.30	10:20:16.573
8 -	2:17.694 (1)		77.62	10:22:34.267
9 -	2:18.471	0.777	77.18	10:24:52.738

P24 11 Ewan THOMAS				
LAP	LAP TIME	DIFF	MPH	TIME OF DAY
1 -	2:33.006	14.522	69.85	10:06:18.700
2 -	2:20.299	1.815	76.18	10:08:38.999
3 -	2:18.644 (2)	0.160	77.09	10:10:57.643
4 -	2:19.144	0.660	76.81	10:13:16.787
5 -	2:19.195	0.711	76.78	10:15:35.982
6 -	2:18.484 (1)		77.17	10:17:54.466
7 -	2:20.189	1.705	76.24	10:20:14.655
8 -	2:19.062 (3)	0.578	76.85	10:22:33.717
9 -	2:19.373	0.889	76.68	10:24:53.090

P25 30 Aaron HERBERT				
LAP	LAP TIME	DIFF	MPH	TIME OF DAY
1 -	2:35.710	16.974	68.64	10:06:21.404
2 -	2:19.276 (2)	0.540	76.74	10:08:40.680
3 -	2:20.728	1.992	75.94	10:11:01.408
4 -	2:18.736 (1)		77.03	10:13:20.144
5 -	2:21.122	2.386	75.73	10:15:41.266
6 -	2:20.076 (3)	1.340	76.30	10:18:01.342
7 -	2:20.161	1.425	76.25	10:20:21.503
8 -	2:20.226	1.490	76.22	10:22:41.729
9 -	2:20.744	2.008	75.93	10:25:02.473

DIFF = Difference To Personal Best Lap

P26 69 George GRANT				
LAP	LAP TIME	DIFF	MPH	TIME OF DAY
1 -	2:34.459	15.417	69.19	10:06:20.153
2 -	2:19.127 (2)	0.085	76.82	10:08:39.280
3 -	2:21.646	2.604	75.45	10:11:00.926
4 -	2:19.042 (1)		76.86	10:13:19.968
5 -	2:33.274	14.232	69.73	10:15:53.242
6 -	2:21.171	2.129	75.71	10:18:14.413
7 -	2:20.068	1.026	76.30	10:20:34.481
8 -	2:20.887	1.845	75.86	10:22:55.368
9 -	2:20.007 (3)	0.965	76.33	10:25:15.375

P27 33 Alexander JONES				
LAP	LAP TIME	DIFF	MPH	TIME OF DAY
1 -	2:39.526	14.468	66.99	10:06:25.220
2 -	2:26.401	1.343	73.00	10:08:51.621
3 -	2:27.074	2.016	72.67	10:11:18.695
4 -	2:26.903	1.845	72.75	10:13:45.598
5 -	2:26.052 (3)	0.994	73.17	10:16:11.650
6 -	2:26.526	1.468	72.94	10:18:38.176
7 -	2:25.948 (2)	0.890	73.23	10:21:04.124
8 -	2:25.058 (1)		73.68	10:23:29.182
9 -	2:26.289	1.231	73.06	10:25:55.471

BRSCC Snetterton Spring Race Weekend

Clapham North Mazda MX-5 SuperCup Championship

RACE 7 - STATISTICS

Competitors Started	27
Planned Start	2024-04-07 @ 10:00:00.000
Actual Start	2024-04-07 @ 10:03:45.693
Finish Time	2024-04-07 @ 10:23:57.713
Track Length	2.9689mi.
Total Laps	243
Total Distance Covered	721.4455mi.

Session Fastest Lap History

NO	CL	NAME	LAP TIME	TIME OF DAY	LAP	VEHICLE
1	Pro	Aidan HILLS	2:19.278	10:06:04.989	1	Mazda MX-5 Mk3
1	Pro	Aidan HILLS	2:15.014	10:08:20.008	2	Mazda MX-5 Mk3
29	Pro	Patrick FLETCHER	2:14.638	10:08:20.133	2	Mazda MX-5 Mk3
16	Pro	Tom GRIFFITHS	2:14.125	10:08:20.436	2	Mazda MX-5 Mk3
68	Pro M	Simon BALDWIN	2:13.859	10:08:26.599	2	Mazda MX-5 Mk3
1	Pro	Aidan HILLS	2:13.458	10:12:48.642	4	Mazda MX-5 Mk3
1	Pro	Aidan HILLS	2:13.362	10:15:02.003	5	Mazda MX-5 Mk3
16	Pro	Tom GRIFFITHS	2:13.328	10:15:02.235	5	Mazda MX-5 Mk3
29	Pro	Patrick FLETCHER	2:13.027	10:15:02.652	5	Mazda MX-5 Mk3

Session Leader History

NO	CL	NAME	FROM LAP	LAPS LED	DISTANCE	VEHICLE
1	Pro	Aidan HILLS	1	8	23.75 miles	Mazda MX-5 Mk3
16	Pro	Tom GRIFFITHS	9	1	2.96 miles	Mazda MX-5 Mk3

Flag History

TYPE	TIME OF DAY
GREEN	10:03:45.693
FINISH	10:23:57.713

Flag Statistics

TYPE	COUNT	TOTAL LAPS	TOTAL TIME
Green	1	9	22:17.998
Red	0	0	0.000
Safety Car	0	0	0.000
FCY	0	0	0.000

BRSCC Snetterton Spring Race Weekend
Clapham North Mazda MX-5 SuperCup Championship
RACE 7 - STATISTICS

CLASS :

1 Starters

Fastest Lap History

NO	NAME	LAP TIME	TIME OF DAY	LAP	VEHICLE
17	Jayden KELLY	2:31.316	10:06:17.053	1	Mazda MX-5 Mk3
17	Jayden KELLY	2:18.180	10:08:35.152	2	Mazda MX-5 Mk3
17	Jayden KELLY	2:17.939	10:17:50.579	6	Mazda MX-5 Mk3
17	Jayden KELLY	2:17.824	10:22:26.968	8	Mazda MX-5 Mk3

Leader History

NO	NAME	FROM LAP	LAPS LED	DISTANCE	VEHICLE
17	Jayden KELLY	1	9	26.72 miles	Mazda MX-5 Mk3

BRSCC Snetterton Spring Race Weekend
Clapham North Mazda MX-5 SuperCup Championship
RACE 7 - STATISTICS

CLASS : Pro

13 Starters

Fastest Lap History

NO	NAME	LAP TIME	TIME OF DAY	LAP	VEHICLE
1	Aidan HILLS	2:19.278	10:06:04.989	1	Mazda MX-5 Mk3
1	Aidan HILLS	2:15.014	10:08:20.008	2	Mazda MX-5 Mk3
29	Patrick FLETCHER	2:14.638	10:08:20.133	2	Mazda MX-5 Mk3
16	Tom GRIFFITHS	2:14.125	10:08:20.436	2	Mazda MX-5 Mk3
4	James BLAKE-BALDWIN	2:13.865	10:10:37.275	3	Mazda MX-5 Mk3
1	Aidan HILLS	2:13.458	10:12:48.642	4	Mazda MX-5 Mk3
1	Aidan HILLS	2:13.362	10:15:02.003	5	Mazda MX-5 Mk3
16	Tom GRIFFITHS	2:13.328	10:15:02.235	5	Mazda MX-5 Mk3
29	Patrick FLETCHER	2:13.027	10:15:02.652	5	Mazda MX-5 Mk3

Leader History

NO	NAME	FROM LAP	LAPS LED	DISTANCE	VEHICLE
1	Aidan HILLS	1	8	23.75 miles	Mazda MX-5 Mk3
16	Tom GRIFFITHS	9	1	2.96 miles	Mazda MX-5 Mk3

BRSCC Snetterton Spring Race Weekend
Clapham North Mazda MX-5 SuperCup Championship
RACE 7 - STATISTICS

CLASS : Club M

3 Starters

Fastest Lap History

NO	NAME	LAP TIME	TIME OF DAY	LAP	VEHICLE
5	Jim BARRATT	2:30.290	10:06:15.997	1	Mazda MX-5 Mk3
5	Jim BARRATT	2:18.087	10:08:34.084	2	Mazda MX-5 Mk3
5	Jim BARRATT	2:17.301	10:15:33.179	5	Mazda MX-5 Mk3
15	Clive POWLES	2:17.155	10:15:34.078	5	Mazda MX-5 Mk3

Leader History

NO	NAME	FROM LAP	LAPS LED	DISTANCE	VEHICLE
5	Jim BARRATT	1	7	20.78 miles	Mazda MX-5 Mk3
15	Clive POWLES	8	2	5.93 miles	Mazda MX-5 Mk3

BRSCC Snetterton Spring Race Weekend
Clapham North Mazda MX-5 SuperCup Championship
RACE 7 - STATISTICS

CLASS : Pro M

5 Starters

Fastest Lap History

NO	NAME	LAP TIME	TIME OF DAY	LAP	VEHICLE
22	Nic GRINDROD	2:23.071	10:06:08.776	1	Mazda MX-5 Mk3
22	Nic GRINDROD	2:15.242	10:08:24.018	2	Mazda MX-5 Mk3
63	Oliver ALLWOOD	2:14.524	10:08:25.516	2	Mazda MX-5 Mk3
68	Simon BALDWIN	2:13.859	10:08:26.599	2	Mazda MX-5 Mk3
22	Nic GRINDROD	2:13.786	10:15:06.189	5	Mazda MX-5 Mk3
63	Oliver ALLWOOD	2:13.780	10:17:22.660	6	Mazda MX-5 Mk3
63	Oliver ALLWOOD	2:13.329	10:19:35.988	7	Mazda MX-5 Mk3

Leader History

NO	NAME	FROM LAP	LAPS LED	DISTANCE	VEHICLE
22	Nic GRINDROD	1	9	26.72 miles	Mazda MX-5 Mk3

BRSCC Snetterton Spring Race Weekend
Clapham North Mazda MX-5 SuperCup Championship
RACE 7 - STATISTICS

CLASS : Club

5 Starters

Fastest Lap History

NO	NAME	LAP TIME	TIME OF DAY	LAP	VEHICLE
13	Wilbur TILEY	2:32.557	10:06:18.264	1	Mazda MX-5 Mk3
9	Aimee WATTS	2:16.205	10:08:35.080	2	Mazda MX-5 Mk3
9	Aimee WATTS	2:15.948	10:19:58.073	7	Mazda MX-5 Mk3

Leader History

NO	NAME	FROM LAP	LAPS LED	DISTANCE	VEHICLE
13	Wilbur TILEY	1	1	2.96 miles	Mazda MX-5 Mk3
9	Aimee WATTS	2	8	23.75 miles	Mazda MX-5 Mk3

BRSCC Snetterton Spring Race Weekend
Clapham North Mazda MX-5 SuperCup Championship
RACE 10 - GRID (20 minutes)



ROW 14	27	33 Alexander JONES	28	93 Jack BREWER
ROW 13	25	30 Aaron HERBERT	26	69 George GRANT
ROW 12	23	90 Bruce ROBINSON	24	11 Ewan THOMAS
ROW 11	21	15 Clive POWLES	22	5 Jim BARRATT
ROW 10	19	27 Ollie HALL	20	17 Jayden KELLY
ROW 9	17	24 James COSSINS	18	13 Wilbur TILEY
ROW 8	15	23 Martin TOLLEY	16	9 Aimee WATTS
ROW 7	13	500 Colin TURKINGTON	14	3 Elliot LETTIS
ROW 6	11	68 Simon BALDWIN	12	91 Jack SYCAMORE
ROW 5	9	63 Oliver ALLWOOD	10	88 Alex STOTT
ROW 4	7	1 Aidan HILLS	8	16 Tom GRIFFITHS
ROW 3	5	50 Leigh BRITTEN	6	29 Patrick FLETCHER
ROW 2	3	4 James BLAKE-BALDWIN	4	41 Joe WIGGIN
ROW 1	1	22 Nic GRINDROD Pole	2	57 Sam HEADING

These results are provisional until the conclusion of any judicial and technical matters.

Snetterton 300: 2.9689 miles

Clerk Of Course: Paul Levitt	Stewards:	Timekeeper: Lisa Sneader	
------------------------------	-----------	--------------------------	--

Results can be found at www.tsl-timing.com

Printed - 12:46 Sunday, 07 April 2024



BRSCC Snetterton Spring Race Weekend
Clapham North Mazda MX-5 SuperCup Championship



RACE 10 - CLASSIFICATION



Race Distance: 9 Laps / 26.72 miles

POS	NO	CL	PIC	NAME	ENTRY	LAPS	TIME	GAP	DIFF	MPH	BEST	ON	GRD	↑↓
1	29	Pro	1	Patrick FLETCHER	Mazda MX-5 Mk3	9	20:21.506			78.74	2:13.545	2	6	5
2	57	Pro	2	Sam HEADING	Mazda MX-5 Mk3	9	20:21.970	0.464	0.464	78.71	2:14.265	8	2	0
3	50	Pro	3	Leigh BRITTEN	Mazda MX-5 Mk3	9	20:25.702	4.196	3.732	78.47	2:14.218	6	5	2
4	1*	Pro	4	Aidan HILLS	Mazda MX-5 Mk3	9	20:27.152	5.646	1.450	78.38	2:13.659	3	7	3
5	63*	Pro M	1	Oliver ALLWOOD	Mazda MX-5 Mk3	9	20:27.925	6.419	0.773	78.33	2:13.963	4	9	4
6	22*	Pro M	2	Nic GRINDROD	Mazda MX-5 Mk3	9	20:30.968	9.462	3.043	78.14	2:14.721	6	1	-5
7	41	Pro	5	Joe WIGGIN	Mazda MX-5 Mk3	9	20:33.835	12.329	2.867	77.96	2:15.065	3	4	-3
8	68	Pro M	3	Simon BALDWIN	Mazda MX-5 Mk3	9	20:34.025	12.519	0.190	77.95	2:15.119	4	11	3
9	88	Pro	6	Alex STOTT	Mazda MX-5 Mk3	9	20:34.346	12.840	0.321	77.93	2:14.568	6	10	1
10	24	Pro	7	James COSSINS	Mazda MX-5 Mk3	9	20:34.751	13.245	0.405	77.90	2:15.076	6	17	7
11	9	Club	1	Aimee WATTS	Mazda MX-5 Mk3	9	20:48.732	27.226	13.981	77.03	2:16.470	6	16	5
12	27	Club	2	Ollie HALL	Mazda MX-5 Mk3	9	20:50.503	28.997	1.771	76.92	2:17.009	5	19	7
13	23*	Pro M	4	Martin TOLLEY	Mazda MX-5 Mk3	9	20:58.418	36.912	7.915	76.43	2:16.854	5	15	2
14	5	Club M	1	Jim BARRATT	Mazda MX-5 Mk3	9	21:00.575	39.069	2.157	76.30	2:17.697	4	22	8
15	90	Club M	2	Bruce ROBINSON	Mazda MX-5 Mk3	9	21:02.962	41.456	2.387	76.16	2:17.560	6	23	8
16	11	Pro	8	Ewan THOMAS	Mazda MX-5 Mk3	9	21:05.273	43.767	2.311	76.02	2:18.154	5	24	8
17	15	Club M	3	Clive POWLES	Mazda MX-5 Mk3	9	21:05.878	44.372	0.605	75.98	2:17.176	6	21	4
18	69	Pro M	5	George GRANT	Mazda MX-5 Mk3	9	21:05.891	44.385	0.013	75.98	2:17.442	9	26	8
19	30	Club	3	Aaron HERBERT	Mazda MX-5 Mk3	9	21:16.155	54.649	10.264	75.37	2:19.249	9	25	6
20	33	Club	4	Alexander JONES	Mazda MX-5 Mk3	9	21:42.518	1:21.012	26.363	73.85	2:22.581	8	27	7

NOT CLASSIFIED

DNF	91	Pro		Jack SYCAMORE	Mazda MX-5 Mk3	7	16:00.090	2 Laps	2 Laps	77.92	2:15.184	4	12	
DNF	500	Pro		Colin TURKINGTON	Mazda MX-5 Mk3	7	16:01.245	2 Laps	1.155	77.83	2:15.210	6	13	
DNF	16	Pro		Tom GRIFFITHS	Mazda MX-5 Mk3	4	9:06.760	5 Laps	3 Laps	78.19	2:14.181	2	8	
DNF	4	Pro		James BLAKE-BALDWIN	Mazda MX-5 Mk3	4	9:07.805	5 Laps	1.045	78.04	2:14.622	2	3	
DNF	13	Club		Wilbur TILEY	Mazda MX-5 Mk3	2	4:47.110	7 Laps	2 Laps	74.45	2:19.332	2	18	
DNF	3	Pro		Elliot LETTIS	Mazda MX-5 Mk3	0							14	

FASTEST LAP

29	Pro			Patrick FLETCHER	Mazda MX-5 Mk3	2	2:13.545			80.03 mph			128.80 kph	
63	Pro M			Oliver ALLWOOD	Mazda MX-5 Mk3	4	2:13.963			79.78 mph			128.39 kph	
9	Club			Aimee WATTS	Mazda MX-5 Mk3	6	2:16.470			78.31 mph			126.04 kph	
15	Club M			Clive POWLES	Mazda MX-5 Mk3	6	2:17.176			77.91 mph			125.39 kph	

Weather / Track : Cloudy / Dry

Date: 07/04/2024 Start: 13:28 Finish: 13:48

These results are provisional until the conclusion of any judicial and technical matters.

Snetterton 300: 2.9689 miles

Clerk Of Course: Paul Levitt	Stewards:	Timekeeper: Lisa Sneader	
------------------------------	-----------	--------------------------	--

Results can be found at www.tsl-timing.com

Printed - 13:50 Sunday, 07 April 2024



BRSCC Snetterton Spring Race Weekend

Clapham North Mazda MX-5 SuperCup Championship

RACE 10 - LAP CHART

LAP 1 @ 13:30:41.182			LAP 2 @ 13:32:55.752			LAP 3 @ 13:35:10.579			LAP 4 @ 13:37:25.857			LAP 5 @ 13:39:41.527		
NO	BEHIND	LAP TIME	NO	BEHIND	LAP TIME	NO	BEHIND	LAP TIME	NO	BEHIND	LAP TIME	NO	BEHIND	LAP TIME
57		2:22.085	57		2:14.570	57		2:14.827	16		2:15.142	29		2:14.932
16	0.529	2:22.614	16	0.140	2:14.181	16	0.136	2:14.823	57	0.164	2:15.442	57	0.726	2:16.232
22	0.868	2:22.953	29	0.722	2:13.545	29	0.321	2:14.426	29	0.738	2:15.695	1	0.903	2:14.289
4	1.007	2:23.092	4	1.059	2:14.622	4	0.983	2:14.751	4	1.045	2:15.340	50	1.460	2:15.546
29	1.747	2:23.832	22	2.019	2:15.721	50	1.929	2:14.453	50	1.584	2:14.933	63	1.952	2:14.472
50	2.444	2:24.529	50	2.303	2:14.429	22	2.344	2:15.152	22	1.989	2:14.923	22	2.093	2:15.774
63	2.580	2:24.665	1	4.550	2:16.099	1	3.382	2:13.659	1	2.284	2:14.180	41	5.712	2:15.987
41	2.841	2:24.926	41	4.940	2:16.669	63	4.465	2:14.213	63	3.150	2:13.963	68	6.043	2:15.494
1	3.021	2:25.106	63	5.079	2:17.069	41	5.178	2:15.065	41	5.395	2:15.495	91	6.675	2:15.644
68	3.276	2:25.361	68	5.773	2:17.067	68	6.378	2:15.432	68	6.219	2:15.119	24	7.898	2:15.464
91	3.965	2:26.050	91	6.086	2:16.691	91	6.795	2:15.536	91	6.701	2:15.184	500	8.163	2:15.454
13	5.693	2:27.778	500	7.202	2:15.893	500	7.692	2:15.317	24	8.104	2:15.493	88	10.406	2:14.707
500	5.879	2:27.964	24	7.386	2:15.787	24	7.889	2:15.330	500	8.379	2:15.965	27	18.015	2:17.009
24	6.169	2:28.254	88	9.669	2:17.468	88	11.612	2:16.770	88	11.369	2:15.035	23	18.345	2:16.854
27	6.423	2:28.508	13	10.455	2:19.332	27	14.507	2:18.607	27	16.676	2:17.447	9	18.838	2:17.525
23	6.588	2:28.673	27	10.727	2:18.874	9	14.915	2:18.645	9	16.983	2:17.346	5	23.601	2:18.598
88	6.771	2:28.856	9	11.097	2:18.233	23	15.278	2:18.577	23	17.161	2:17.161	11	24.298	2:18.154
9	7.434	2:29.519	23	11.528	2:19.510	11	18.076	2:19.630	5	20.673	2:17.697	90	25.374	2:18.425
5	7.780	2:29.865	5	11.810	2:18.600	5	18.254	2:21.271	11	21.814	2:19.016	69	30.369	2:18.430
15	8.169	2:30.254	15	12.143	2:18.544	90	18.814	2:18.770	90	22.619	2:19.083	15	31.744	2:17.746
11	9.414	2:31.499	11	13.273	2:18.429	30	23.173	2:19.417	69	27.609	2:19.536	30	34.497	2:21.735
30	10.100	2:32.185	90	14.871	2:18.873	69	23.351	2:18.151	30	28.432	2:20.537	33	48.463	2:23.421
90	10.568	2:32.653	30	18.583	2:23.053	15	27.114	2:29.798	15	29.668	2:17.832			
33	13.076	2:35.161	69	20.027	2:18.434	33	32.213	2:23.682	33	40.712	2:23.777			
69	16.163	2:38.248	33	23.358	2:24.852									

BRSCC Snetterton Spring Race Weekend

Clapham North Mazda MX-5 SuperCup Championship

RACE 10 - LAP CHART

LAP 6 @ 13:41:56.411			LAP 7 @ 13:44:11.255			LAP 8 @ 13:46:25.837			LAP 9 @ 13:48:40.603		
NO	BEHIND	LAP TIME	NO	BEHIND	LAP TIME	NO	BEHIND	LAP TIME	NO	BEHIND	LAP TIME
29		2:14.884	29		2:14.844	29		2:14.582	29		2:14.766
57	0.167	2:14.325	57	1.061	2:15.738	57	0.744	2:14.265	57	0.464	2:14.486
1	0.465	2:14.446	1	1.251	2:15.630	1	1.103	2:14.434	1	0.646	2:14.309
50	0.794	2:14.218	63	2.082	2:15.859	63	1.802	2:14.302	63	1.419	2:14.383
63	1.067	2:13.999	22	2.411	2:15.325	22	3.309	2:15.480	50	4.196	2:15.020
22	1.930	2:14.721	50	2.849	2:16.899	50	3.942	2:15.675	22	4.462	2:15.919
41	6.266	2:15.438	41	7.284	2:15.862	68	9.685	2:16.847	41	12.329	2:17.145
68	6.404	2:15.245	68	7.420	2:15.860	41	9.950	2:17.248	68	12.519	2:17.600
91	7.007	2:15.216	91	7.932	2:15.769	88	11.247	2:15.726	88	12.840	2:16.359
24	8.090	2:15.076	24	8.640	2:15.394	24	11.410	2:17.352	24	13.245	2:16.601
500	8.489	2:15.210	500	9.087	2:15.442	9	25.267	2:17.265	9	27.226	2:16.725
88	10.090	2:14.568	88	10.103	2:14.857	27	26.572	2:18.075	27	28.997	2:17.191
9	20.424	2:16.470	9	22.584	2:17.004	23	28.567	2:18.638	23	31.912	2:18.111
27	20.848	2:17.717	27	23.079	2:17.075	5	35.165	2:19.174	5	39.069	2:18.670
23	22.285	2:18.824	23	24.511	2:17.070	90	37.979	2:20.116	90	41.456	2:18.243
5	26.943	2:18.226	5	30.573	2:18.474	11	38.135	2:21.406	11	43.767	2:20.398
11	27.701	2:18.287	11	31.311	2:18.454	15	41.127	2:17.868	15	44.372	2:18.011
90	28.050	2:17.560	90	32.445	2:19.239	69	41.709	2:18.201	69	44.385	2:17.442
69	33.912	2:18.427	15	37.841	2:18.649	30	50.166	2:19.559	30	54.649	2:19.249
15	34.036	2:17.176	69	38.090	2:19.022	33	1:13.011	2:22.581	33	1:21.012	2:22.767
30	39.977	2:20.364	30	45.189	2:20.056						
33	56.368	2:22.789	33	1:05.012	2:23.488						

BRSCC Snetterton Spring Race Weekend

Clapham North Mazda MX-5 SuperCup Championship

RACE 10 - LAP ANALYSIS

DIFF = Difference To Personal Best Lap

P1 29 Patrick FLETCHER				
LAP	LAP TIME	DIFF	MPH	TIME OF DAY
1 -	2:23.832	10.287	74.30	13:30:42.929
2 -	2:13.545 (1)		80.03	13:32:56.474
3 -	2:14.426 (2)	0.881	79.50	13:35:10.900
4 -	2:15.695	2.150	78.76	13:37:26.595
5 -	2:14.932	1.387	79.21	13:39:41.527
6 -	2:14.884	1.339	79.23	13:41:56.411
7 -	2:14.844	1.299	79.26	13:44:11.255
8 -	2:14.582 (3)	1.037	79.41	13:46:25.837
9 -	2:14.766	1.221	79.30	13:48:40.603

P2 57 Sam HEADING				
LAP	LAP TIME	DIFF	MPH	TIME OF DAY
1 -	2:22.085	7.820	75.22	13:30:41.182
2 -	2:14.570	0.305	79.42	13:32:55.752
3 -	2:14.827	0.562	79.27	13:35:10.579
4 -	2:15.442	1.177	78.91	13:37:26.021
5 -	2:16.232	1.967	78.45	13:39:42.253
6 -	2:14.325 (2)	0.060	79.56	13:41:56.578
7 -	2:15.738	1.473	78.74	13:44:12.316
8 -	2:14.265 (1)		79.60	13:46:26.581
9 -	2:14.486 (3)	0.221	79.47	13:48:41.067

P3 50 Leigh BRITTEN				
LAP	LAP TIME	DIFF	MPH	TIME OF DAY
1 -	2:24.529	10.311	73.95	13:30:43.626
2 -	2:14.429 (2)	0.211	79.50	13:32:58.055
3 -	2:14.453 (3)	0.235	79.49	13:35:12.508
4 -	2:14.933	0.715	79.21	13:37:27.441
5 -	2:15.546	1.328	78.85	13:39:42.987
6 -	2:14.218 (1)		79.63	13:41:57.205
7 -	2:16.899	2.681	78.07	13:44:14.104
8 -	2:15.675	1.457	78.77	13:46:29.779
9 -	2:15.020	0.802	79.15	13:48:44.799

P4 1 Aidan HILLS				
LAP	LAP TIME	DIFF	MPH	TIME OF DAY
1 -	2:25.106	11.447	73.65	13:30:44.203
2 -	2:16.099	2.440	78.53	13:33:00.302
3 -	2:13.659 (1)		79.96	13:35:13.961
4 -	2:14.180 (2)	0.521	79.65	13:37:28.141
5 -	2:14.289 (3)	0.630	79.59	13:39:42.430
6 -	2:14.446	0.787	79.49	13:41:56.876
7 -	2:15.630	1.971	78.80	13:44:12.506
8 -	2:14.434	0.775	79.50	13:46:26.940
9 -	2:14.309	0.650	79.57	13:48:41.249

P5 63 Oliver ALLWOOD				
LAP	LAP TIME	DIFF	MPH	TIME OF DAY
1 -	2:24.665	10.702	73.88	13:30:43.762
2 -	2:17.069	3.106	77.97	13:33:00.831
3 -	2:14.213 (3)	0.250	79.63	13:35:15.044
4 -	2:13.963 (1)		79.78	13:37:29.007
5 -	2:14.472	0.509	79.48	13:39:43.479
6 -	2:13.999 (2)	0.036	79.76	13:41:57.478
7 -	2:15.859	1.896	78.67	13:44:13.337
8 -	2:14.302	0.339	79.58	13:46:27.639
9 -	2:14.383	0.420	79.53	13:48:42.022

DIFF = Difference To Personal Best Lap

P6 22 Nic GRINDROD				
LAP	LAP TIME	DIFF	MPH	TIME OF DAY
1 -	2:22.953	8.232	74.76	13:30:42.050
2 -	2:15.721	1.000	78.75	13:32:57.771
3 -	2:15.152 (3)	0.431	79.08	13:35:12.923
4 -	2:14.923 (2)	0.202	79.21	13:37:27.846
5 -	2:15.774	1.053	78.71	13:39:43.620
6 -	2:14.721 (1)		79.33	13:41:58.341
7 -	2:15.325	0.604	78.98	13:44:13.666
8 -	2:15.480	0.759	78.89	13:46:29.146
9 -	2:15.919	1.198	78.63	13:48:45.065

P7 41 Joe WIGGIN				
LAP	LAP TIME	DIFF	MPH	TIME OF DAY
1 -	2:24.926	9.861	73.74	13:30:44.023
2 -	2:16.669	1.604	78.20	13:33:00.692
3 -	2:15.065 (1)		79.13	13:35:15.757
4 -	2:15.495 (3)	0.430	78.88	13:37:31.252
5 -	2:15.987	0.922	78.59	13:39:47.239
6 -	2:15.438 (2)	0.373	78.91	13:42:02.677
7 -	2:15.862	0.797	78.66	13:44:18.539
8 -	2:17.248	2.183	77.87	13:46:35.787
9 -	2:17.145	2.080	77.93	13:48:52.932

P8 68 Simon BALDWIN				
LAP	LAP TIME	DIFF	MPH	TIME OF DAY
1 -	2:25.361	10.242	73.52	13:30:44.458
2 -	2:17.067	1.948	77.97	13:33:01.525
3 -	2:15.432 (3)	0.313	78.91	13:35:16.957
4 -	2:15.119 (1)		79.10	13:37:32.076
5 -	2:15.494	0.375	78.88	13:39:47.570
6 -	2:15.245 (2)	0.126	79.02	13:42:02.815
7 -	2:15.860	0.741	78.66	13:44:18.675
8 -	2:16.847	1.728	78.10	13:46:35.522
9 -	2:17.600	2.481	77.67	13:48:53.122

P9 88 Alex STOTT				
LAP	LAP TIME	DIFF	MPH	TIME OF DAY
1 -	2:28.856	14.288	71.80	13:30:47.953
2 -	2:17.468	2.900	77.74	13:33:05.421
3 -	2:16.770	2.202	78.14	13:35:22.191
4 -	2:15.035	0.467	79.15	13:37:37.226
5 -	2:14.707 (2)	0.139	79.34	13:39:51.933
6 -	2:14.568 (1)		79.42	13:42:06.501
7 -	2:14.857 (3)	0.289	79.25	13:44:21.358
8 -	2:15.726	1.158	78.74	13:46:37.084
9 -	2:16.359	1.791	78.38	13:48:53.443

P10 24 James COSSINS				
LAP	LAP TIME	DIFF	MPH	TIME OF DAY
1 -	2:28.254	13.178	72.09	13:30:47.351
2 -	2:15.787	0.711	78.71	13:33:03.138
3 -	2:15.330 (2)	0.254	78.97	13:35:18.468
4 -	2:15.493	0.417	78.88	13:37:33.961
5 -	2:15.464	0.388	78.89	13:39:49.425
6 -	2:15.076 (1)		79.12	13:42:04.501
7 -	2:15.394 (3)	0.318	78.94	13:44:19.895
8 -	2:17.352	2.276	77.81	13:46:37.247
9 -	2:16.601	1.525	78.24	13:48:53.848

BRSCC Snetterton Spring Race Weekend

Clapham North Mazda MX-5 SuperCup Championship

RACE 10 - LAP ANALYSIS

DIFF = Difference To Personal Best Lap

P11 9 Aimee WATTS				
LAP	LAP TIME	DIFF	MPH	TIME OF DAY
1 -	2:29.519	13.049	71.48	13:30:48.616
2 -	2:18.233	1.763	77.31	13:33:06.849
3 -	2:18.645	2.175	77.08	13:35:25.494
4 -	2:17.346	0.876	77.81	13:37:42.840
5 -	2:17.525	1.055	77.71	13:40:00.365
6 -	2:16.470 (1)		78.31	13:42:16.835
7 -	2:17.004 (3)	0.534	78.01	13:44:33.839
8 -	2:17.265	0.795	77.86	13:46:51.104
9 -	2:16.725 (2)	0.255	78.17	13:49:07.829

P12 27 Ollie HALL				
LAP	LAP TIME	DIFF	MPH	TIME OF DAY
1 -	2:28.508	11.499	71.96	13:30:47.605
2 -	2:18.874	1.865	76.96	13:33:06.479
3 -	2:18.607	1.598	77.11	13:35:25.086
4 -	2:17.447	0.438	77.76	13:37:42.533
5 -	2:17.009 (1)		78.01	13:39:59.542
6 -	2:17.717	0.708	77.60	13:42:17.259
7 -	2:17.075 (2)	0.066	77.97	13:44:34.334
8 -	2:18.075	1.066	77.40	13:46:52.409
9 -	2:17.191 (3)	0.182	77.90	13:49:09.600

P13 23 Martin TOLLEY				
LAP	LAP TIME	DIFF	MPH	TIME OF DAY
1 -	2:28.673	11.819	71.88	13:30:47.770
2 -	2:19.510	2.656	76.61	13:33:07.280
3 -	2:18.577	1.723	77.12	13:35:25.857
4 -	2:17.161 (3)	0.307	77.92	13:37:43.018
5 -	2:16.854 (1)		78.09	13:39:59.872
6 -	2:18.824	1.970	76.99	13:42:18.696
7 -	2:17.070 (2)	0.216	77.97	13:44:35.766
8 -	2:18.638	1.784	77.09	13:46:54.404
9 -	2:18.111	1.257	77.38	13:49:12.515

P14 5 Jim BARRATT				
LAP	LAP TIME	DIFF	MPH	TIME OF DAY
1 -	2:29.865	12.168	71.31	13:30:48.962
2 -	2:18.600	0.903	77.11	13:33:07.562
3 -	2:21.271	3.574	75.65	13:35:28.833
4 -	2:17.697 (1)		77.62	13:37:46.530
5 -	2:18.598	0.901	77.11	13:40:05.128
6 -	2:18.226 (2)	0.529	77.32	13:42:23.354
7 -	2:18.474 (3)	0.777	77.18	13:44:41.828
8 -	2:19.174	1.477	76.79	13:47:01.002
9 -	2:18.670	0.973	77.07	13:49:19.672

P15 90 Bruce ROBINSON				
LAP	LAP TIME	DIFF	MPH	TIME OF DAY
1 -	2:32.653	15.093	70.01	13:30:51.750
2 -	2:18.873	1.313	76.96	13:33:10.623
3 -	2:18.770	1.210	77.02	13:35:29.393
4 -	2:19.083	1.523	76.84	13:37:48.476
5 -	2:18.425 (3)	0.865	77.21	13:40:06.901
6 -	2:17.560 (1)		77.69	13:42:24.461
7 -	2:19.239	1.679	76.76	13:44:43.700
8 -	2:20.116	2.556	76.28	13:47:03.816
9 -	2:18.243 (2)	0.683	77.31	13:49:22.059

DIFF = Difference To Personal Best Lap

P16 11 Ewan THOMAS				
LAP	LAP TIME	DIFF	MPH	TIME OF DAY
1 -	2:31.499	13.345	70.54	13:30:50.596
2 -	2:18.429 (3)	0.275	77.20	13:33:09.025
3 -	2:19.630	1.476	76.54	13:35:28.655
4 -	2:19.016	0.862	76.88	13:37:47.671
5 -	2:18.154 (1)		77.36	13:40:05.825
6 -	2:18.287 (2)	0.133	77.28	13:42:24.112
7 -	2:18.454	0.300	77.19	13:44:42.566
8 -	2:21.406	3.252	75.58	13:47:03.972
9 -	2:20.398	2.244	76.12	13:49:24.370

P17 15 Clive POWLES				
LAP	LAP TIME	DIFF	MPH	TIME OF DAY
1 -	2:30.254	13.078	71.13	13:30:49.351
2 -	2:18.544	1.368	77.14	13:33:07.895
3 -	2:29.798	12.622	71.34	13:35:37.693
4 -	2:17.832 (3)	0.656	77.54	13:37:55.525
5 -	2:17.746 (2)	0.570	77.59	13:40:13.271
6 -	2:17.176 (1)		77.91	13:42:30.447
7 -	2:18.649	1.473	77.08	13:44:49.096
8 -	2:17.868	0.692	77.52	13:47:06.964
9 -	2:18.011	0.835	77.44	13:49:24.975

P18 69 George GRANT				
LAP	LAP TIME	DIFF	MPH	TIME OF DAY
1 -	2:38.248	20.806	67.53	13:30:57.345
2 -	2:18.434	0.992	77.20	13:33:15.779
3 -	2:18.151 (2)	0.709	77.36	13:35:33.930
4 -	2:19.536	2.094	76.59	13:37:53.466
5 -	2:18.430	0.988	77.20	13:40:11.896
6 -	2:18.427	0.985	77.21	13:42:30.323
7 -	2:19.022	1.580	76.88	13:44:49.345
8 -	2:18.201 (3)	0.759	77.33	13:47:07.546
9 -	2:17.442 (1)		77.76	13:49:24.988

P19 30 Aaron HERBERT				
LAP	LAP TIME	DIFF	MPH	TIME OF DAY
1 -	2:32.185	12.936	70.23	13:30:51.282
2 -	2:23.053	3.804	74.71	13:33:14.335
3 -	2:19.417 (2)	0.168	76.66	13:35:33.752
4 -	2:20.537	1.288	76.05	13:37:54.289
5 -	2:21.735	2.486	75.40	13:40:16.024
6 -	2:20.364	1.115	76.14	13:42:36.388
7 -	2:20.056	0.807	76.31	13:44:56.444
8 -	2:19.559 (3)	0.310	76.58	13:47:16.003
9 -	2:19.249 (1)		76.75	13:49:35.252

P20 33 Alexander JONES				
LAP	LAP TIME	DIFF	MPH	TIME OF DAY
1 -	2:35.161	12.580	68.88	13:30:54.258
2 -	2:24.852	2.271	73.78	13:33:19.110
3 -	2:23.682	1.101	74.38	13:35:42.792
4 -	2:23.777	1.196	74.33	13:38:06.569
5 -	2:23.421	0.840	74.52	13:40:29.990
6 -	2:22.789 (3)	0.208	74.85	13:42:52.779
7 -	2:23.488	0.907	74.48	13:45:16.267
8 -	2:22.581 (1)		74.96	13:47:38.848
9 -	2:22.767 (2)	0.186	74.86	13:50:01.615

BRSCC Snetterton Spring Race Weekend

Clapham North Mazda MX-5 SuperCup Championship

RACE 10 - LAP ANALYSIS

DIFF = Difference To Personal Best Lap

P21 91 Jack SYCAMORE				
LAP	LAP TIME	DIFF	MPH	TIME OF DAY
1 -	2:26.050	10.866	73.18	13:30:45.147
2 -	2:16.691	1.507	78.19	13:33:01.838
3 -	2:15.536 (3)	0.352	78.85	13:35:17.374
4 -	2:15.184 (1)		79.06	13:37:32.558
5 -	2:15.644	0.460	78.79	13:39:48.202
6 -	2:15.216 (2)	0.032	79.04	13:42:03.418
7 -	2:15.769	0.585	78.72	13:44:19.187

P22 500 Colin TURKINGTON				
LAP	LAP TIME	DIFF	MPH	TIME OF DAY
1 -	2:27.964	12.754	72.23	13:30:47.061
2 -	2:15.893	0.683	78.65	13:33:02.954
3 -	2:15.317 (2)	0.107	78.98	13:35:18.271
4 -	2:15.965	0.755	78.60	13:37:34.236
5 -	2:15.454	0.244	78.90	13:39:49.690
6 -	2:15.210 (1)		79.04	13:42:04.900
7 -	2:15.442 (3)	0.232	78.91	13:44:20.342

P23 16 Tom GRIFFITHS				
LAP	LAP TIME	DIFF	MPH	TIME OF DAY
1 -	2:22.614	8.433	74.94	13:30:41.711
2 -	2:14.181 (1)		79.65	13:32:55.892
3 -	2:14.823 (2)	0.642	79.27	13:35:10.715
4 -	2:15.142 (3)	0.961	79.08	13:37:25.857

P24 4 James BLAKE-BALDWIN				
LAP	LAP TIME	DIFF	MPH	TIME OF DAY
1 -	2:23.092	8.470	74.69	13:30:42.189
2 -	2:14.622 (1)		79.39	13:32:56.811
3 -	2:14.751 (2)	0.129	79.31	13:35:11.562
4 -	2:15.340 (3)	0.718	78.97	13:37:26.902

P25 13 Wilbur TILEY				
LAP	LAP TIME	DIFF	MPH	TIME OF DAY
1 -	2:27.778 (2)	8.446	72.32	13:30:46.875
2 -	2:19.332 (1)		76.70	13:33:06.207

BRSCC Snetterton Spring Race Weekend

Clapham North Mazda MX-5 SuperCup Championship

RACE 10 - STATISTICS

Competitors Started 25
Planned Start 2024-04-07 @ 13:35:00.000
Actual Start 2024-04-07 @ 13:28:19.096
Finish Time 2024-04-07 @ 13:48:39.664
Track Length 2.9689mi.
Total Laps 204
Total Distance Covered 605.6579mi.

Session Fastest Lap History

NO	CL	NAME	LAP TIME	TIME OF DAY	LAP	VEHICLE
57	Pro	Sam HEADING	2:22.085	13:30:41.192	1	Mazda MX-5 Mk3
57	Pro	Sam HEADING	2:14.570	13:32:55.763	2	Mazda MX-5 Mk3
16	Pro	Tom GRIFFITHS	2:14.181	13:32:55.824	2	Mazda MX-5 Mk3
29	Pro	Patrick FLETCHER	2:13.545	13:32:56.476	2	Mazda MX-5 Mk3

Session Leader History

NO	CL	NAME	FROM LAP	LAPS LED	DISTANCE	VEHICLE
57	Pro	Sam HEADING	1	3	8.90 miles	Mazda MX-5 Mk3
16	Pro	Tom GRIFFITHS	4	1	2.96 miles	Mazda MX-5 Mk3
29	Pro	Patrick FLETCHER	5	5	14.84 miles	Mazda MX-5 Mk3

Flag History

TYPE	TIME OF DAY
GREEN	13:28:19.096
FINISH	13:48:39.664

Flag Statistics

TYPE	COUNT	TOTAL LAPS	TOTAL TIME
Green	1	9	21:50.453
Red	0	0	0.000
Safety Car	0	0	0.000
FCY	0	0	0.000

BRSCC Snetterton Spring Race Weekend
Clapham North Mazda MX-5 SuperCup Championship
RACE 10 - STATISTICS

CLASS : Pro

12 Starters

Fastest Lap History

NO	NAME	LAP TIME	TIME OF DAY	LAP	VEHICLE
57	Sam HEADING	2:22.085	13:30:41.192	1	Mazda MX-5 Mk3
57	Sam HEADING	2:14.570	13:32:55.763	2	Mazda MX-5 Mk3
16	Tom GRIFFITHS	2:14.181	13:32:55.824	2	Mazda MX-5 Mk3
29	Patrick FLETCHER	2:13.545	13:32:56.476	2	Mazda MX-5 Mk3

Leader History

NO	NAME	FROM LAP	LAPS LED	DISTANCE	VEHICLE
57	Sam HEADING	1	3	8.90 miles	Mazda MX-5 Mk3
16	Tom GRIFFITHS	4	1	2.96 miles	Mazda MX-5 Mk3
29	Patrick FLETCHER	5	5	14.84 miles	Mazda MX-5 Mk3

BRSCC Snetterton Spring Race Weekend
Clapham North Mazda MX-5 SuperCup Championship
RACE 10 - STATISTICS

CLASS : Club M

3 Starters

Fastest Lap History

NO	NAME	LAP TIME	TIME OF DAY	LAP	VEHICLE
5	Jim BARRATT	2:29.865	13:30:48.975	1	Mazda MX-5 Mk3
5	Jim BARRATT	2:18.600	13:33:07.575	2	Mazda MX-5 Mk3
15	Clive POWLES	2:18.544	13:33:07.889	2	Mazda MX-5 Mk3
5	Jim BARRATT	2:17.697	13:37:46.543	4	Mazda MX-5 Mk3
90	Bruce ROBINSON	2:17.560	13:42:24.468	6	Mazda MX-5 Mk3
15	Clive POWLES	2:17.176	13:42:30.447	6	Mazda MX-5 Mk3

Leader History

NO	NAME	FROM LAP	LAPS LED	DISTANCE	VEHICLE
5	Jim BARRATT	1	9	26.72 miles	Mazda MX-5 Mk3

BRSCC Snetterton Spring Race Weekend
Clapham North Mazda MX-5 SuperCup Championship
RACE 10 - STATISTICS

CLASS : Pro M

5 Starters

Fastest Lap History

NO	NAME	LAP TIME	TIME OF DAY	LAP	VEHICLE
22	Nic GRINDROD	2:22.953	13:30:42.061	1	Mazda MX-5 Mk3
22	Nic GRINDROD	2:15.721	13:32:57.782	2	Mazda MX-5 Mk3
22	Nic GRINDROD	2:15.152	13:35:12.935	3	Mazda MX-5 Mk3
63	Oliver ALLWOOD	2:14.213	13:35:15.062	3	Mazda MX-5 Mk3
63	Oliver ALLWOOD	2:13.963	13:37:29.025	4	Mazda MX-5 Mk3

Leader History

NO	NAME	FROM LAP	LAPS LED	DISTANCE	VEHICLE
22	Nic GRINDROD	1	4	11.87 miles	Mazda MX-5 Mk3
63	Oliver ALLWOOD	5	5	14.84 miles	Mazda MX-5 Mk3

BRSCC Snetterton Spring Race Weekend
Clapham North Mazda MX-5 SuperCup Championship
RACE 10 - STATISTICS

CLASS : Club

5 Starters

Fastest Lap History

NO	NAME	LAP TIME	TIME OF DAY	LAP	VEHICLE
13	Wilbur TILEY	2:27.778	13:30:46.887	1	Mazda MX-5 Mk3
13	Wilbur TILEY	2:19.332	13:33:06.219	2	Mazda MX-5 Mk3
27	Ollie HALL	2:18.874	13:33:06.489	2	Mazda MX-5 Mk3
9	Aimee WATTS	2:18.233	13:33:06.869	2	Mazda MX-5 Mk3
27	Ollie HALL	2:17.447	13:37:42.543	4	Mazda MX-5 Mk3
9	Aimee WATTS	2:17.346	13:37:42.861	4	Mazda MX-5 Mk3
27	Ollie HALL	2:17.009	13:39:59.552	5	Mazda MX-5 Mk3
9	Aimee WATTS	2:16.470	13:42:16.856	6	Mazda MX-5 Mk3

Leader History

NO	NAME	FROM LAP	LAPS LED	DISTANCE	VEHICLE
13	Wilbur TILEY	1	2	5.93 miles	Mazda MX-5 Mk3
27	Ollie HALL	3	3	8.90 miles	Mazda MX-5 Mk3
9	Aimee WATTS	6	4	11.87 miles	Mazda MX-5 Mk3