



# 2024 GINETTA GT ACADEMY CHAMPIONSHIP



Rounds 1, 2 & 3  
Oulton Park International  
30<sup>th</sup> March – 1<sup>st</sup> April 2024



Timing & Results Provided by Timing Solutions Ltd

[www.tsl-timing.com](http://www.tsl-timing.com)



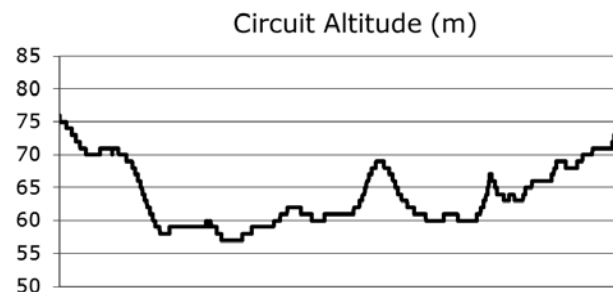
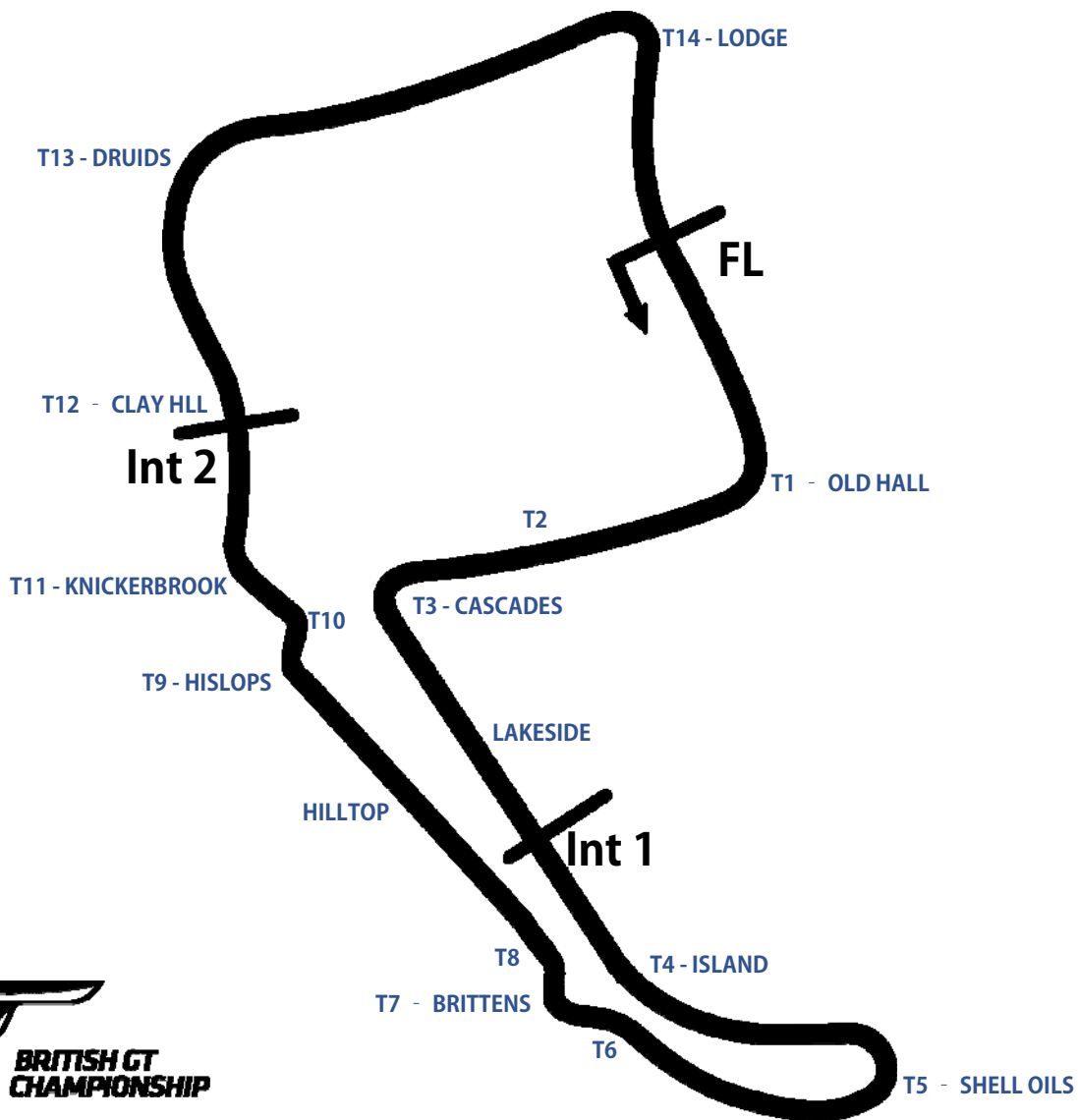
OultonPark

# Oulton Park International Circuit

Little Budworth, Tarporley, Cheshire, UK



TIMING SOLUTIONS LTD



Length	2.6920 miles   4.332 km   4332.4 m		
FL		53.17997 N	2.61294 W
Int 1	1163m	53.17248 N	2.61631 W
Int 2	3066m	53.17830 N	2.62040 W
Pit Entry	4314m	53.18011 N	2.61306 W
Pit Exit	180m after FL	53.17836 N	2.61232 W
Pit Entry - Pit Exit	199m, 17.9s @ 40kph, 11.9s @ 60kph		



Results & Live Timing available at – [www.tsl-timing.com](http://www.tsl-timing.com)

Updated - 14/03/2024 12:17

## 2024 Ginetta GT Academy

### QUALIFYING - RACE 3 - CLASSIFICATION

POS	NO	CL	PIC	NAME	NAT	ENTRY	TIME	ON	LAPS	GAP	DIFF	MPH
1	33	R	1	Mike TAYLOR	GBR	W2R	1:51.433	8	9			86.96
2	24	R	2	James NICHOLAS	GBR	W2R	1:51.835	7	7	0.402	0.402	86.65
3	23*	R	3	Harry GAMBLE	GBR	Elite Motorsport	1:51.856	6	7	0.423	0.021	86.64
4	3*	GTA	1	Julian WANTLING ©	GBR	E3 Sport	1:52.419	8	9	0.986	0.563	86.20
5	77	R	4	Gareth THOMAS	GBR	W2R	1:52.473	7	8	1.040	0.054	86.16
6	21	R	5	Luke SHAW	GBR	W2R	1:52.733	7	7	1.300	0.260	85.96
7	11	GTA	2	Amy TOMLINSON	GBR	W2R	1:52.924	6	8	1.491	0.191	85.82
8	47	GTA	3	Emma TOMLINSON	GBR	W2R	1:53.244	4	7	1.811	0.320	85.57
9	12	R	6	Paul THOMAS	GBR	W2R	1:53.938	8	8	2.505	0.694	85.05
10	59*	R	7	Thomas BALFE	GBR	W2R	1:54.081	3	8	2.648	0.143	84.95
11	88	GTA	4	Marc ELMAN	GBR	SVG Motorsport	1:54.551	7	7	3.118	0.470	84.60
12	6	R	8	Peter THOMPSON ©	GBR	W2R	1:54.854	7	7	3.421	0.303	84.37
13	42*	GTA	5	Mike WEST ©	GBR	E3 Sport	1:54.995	7	8	3.562	0.141	84.27
14	63	R	9	Ali AL JUFFALI	KSA	SVG Motorsport	1:55.259	7	8	3.826	0.264	84.08
15	81	GTA	6	Phil MCGARTY ©	GBR	Xentek Motorsport	1:57.973	6	7	6.540	2.714	82.14
16	44	R	10	Lucie HODGSON ©	GBR	W2R	2:02.182	6	7	10.749	4.209	79.31

#### Comments:

No. 3, 23, 42, 59 - 1 Lap time disallowed; exceeding track limits.

Weather / Track : Bright / Dry

These results are provisional until the conclusion of any judicial and technical matters.

Date: 30/03/2024 Start: 10:56 Finish: 11:18

Oulton Park International: 2.6920 miles

Clerk Of Course: Paul Levitt

Stewards:

Timekeeper: Gethin Rees



Results can be found at [www.tsl-timing.com](http://www.tsl-timing.com)

Printed - 11:23 Saturday, 30 March 2024

## 2024 Ginetta GT Academy

### QUALIFYING - RACE 8 - 2ND FASTEST CLASSIFICATION

POS	NO	CL	PIC	NAME	NAT	ENTRY	TIME	ON	LAPS	GAP	DIFF	MPH
1	33	R	1	Mike TAYLOR	GBR	W2R	1:51.750	9	9			86.72
2	3*	GTA	1	Julian WANTLING ©	GBR	E3 Sport	1:52.544	7	9	0.794	0.794	86.11
3	24	R	2	James NICHOLAS	GBR	W2R	1:52.618	5	7	0.868	0.074	86.05
4	23*	R	3	Harry GAMBLE	GBR	Elite Motorsport	1:52.637	4	7	0.887	0.019	86.04
5	77	R	4	Gareth THOMAS	GBR	W2R	1:52.847	8	8	1.097	0.210	85.88
6	21	R	5	Luke SHAW	GBR	W2R	1:53.342	6	7	1.592	0.495	85.50
7	47	GTA	2	Emma TOMLINSON	GBR	W2R	1:53.490	7	7	1.740	0.148	85.39
8	11	GTA	3	Amy TOMLINSON	GBR	W2R	1:54.328	8	8	2.578	0.838	84.76
9	88	GTA	4	Marc ELMAN	GBR	SVG Motorsport	1:54.649	4	7	2.899	0.321	84.53
10	6	R	6	Peter THOMPSON ©	GBR	W2R	1:54.903	5	7	3.153	0.254	84.34
11	12	R	7	Paul THOMAS	GBR	W2R	1:55.368	6	8	3.618	0.465	84.00
12	63	R	8	Ali AL JUFFALI	KSA	SVG Motorsport	1:55.501	8	8	3.751	0.133	83.90
13	42*	GTA	5	Mike WEST ©	GBR	E3 Sport	1:55.670	8	8	3.920	0.169	83.78
14	59*	R	9	Thomas BALFE	GBR	W2R	1:57.332	5	8	5.582	1.662	82.59
15	81	GTA	6	Phil MCGARTY ©	GBR	Xentek Motorsport	1:58.076	7	7	6.326	0.744	82.07
16	44	R	10	Lucie HODGSON ©	GBR	W2R	2:02.270	7	7	10.520	4.194	79.26

#### Comments:

No. 3, 23, 42, 59 - 1 Lap time disallowed; exceeding track limits.

Weather / Track : Bright / Dry

These results are provisional until the conclusion of any judicial and technical matters.

Date: 30/03/2024 Start: 10:56 Finish: 11:18

Oulton Park International: 2.6920 miles

Clerk Of Course: Paul Levitt

Stewards:

Timekeeper: Gethin Rees

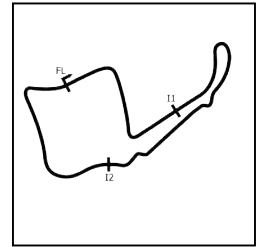


Results can be found at [www.tsl-timing.com](http://www.tsl-timing.com)

Printed - 11:23 Saturday, 30 March 2024

# 2024 Ginetta GT Academy

## QUALIFYING - RACE 3 & 8 - SECTOR ANALYSIS



SECTOR 1 = FL to I1, SECTOR 2 = I1 to I2, SECTOR 3 = I2 to FL, DIFF = Difference To Personal Best Lap, P = Crossed Finish Line in Pit Lane, D = Time Disallowed

P1		33 R		Mike TAYLOR		W2R				
IDEAL LAP TIME : 1:51.246		BEST LAP TIME : 1:51.433		DIFFERENCE : 0.187						
LAP	SECTOR 1	SECTOR 2	SECTOR 3	LAP TIME	MPH	DIFF	TIME OF DAY			
1 -	OUTLAP	86.2	1:01.686	93.4	33.933	96.9				10:59:10.238
2 -	29.347	105.3	57.512	92.5	34.967	99.4	2:01.826	79.55	10.393	11:01:12.064
3 -	27.651	108.0	53.876	94.9	30.953	99.8	1:52.480	86.16	1.047	11:03:04.544
4 -	OUTLAP	102.4	56.374	84.5	36.665	99.1	7:51.988	20.53	6:00.555	11:10:56.532
5 -	27.944	106.6	54.541	95.0	31.515	99.2	1:54.000	85.01	2.567	11:12:50.532
6 -	27.462	108.0	53.481	94.7	30.858	99.4	1:51.801 (3)	86.68	0.368	11:14:42.333
7 -	27.351	108.7	53.988	94.9	30.915	<b>100.4</b>	1:52.254	86.33	0.821	11:16:34.587
8 -	27.379	108.9	<b>53.396</b>	<b>95.7</b>	<b>30.658</b>	100.1	<b>1:51.433 (1)</b>	<b>86.96</b>		<b>11:18:26.020</b>
9 -	<b>27.192</b>	<b>109.2</b>	53.668	95.3	30.890	89.0	1:51.750 (2)	86.72	0.317	11:20:17.770

P2		24 R		James NICHOLAS		W2R				
IDEAL LAP TIME : 1:51.835		BEST LAP TIME : 1:51.835		DIFFERENCE : 0.000						
LAP	SECTOR 1	SECTOR 2	SECTOR 3	LAP TIME	MPH	DIFF	TIME OF DAY			
1 -	OUTLAP	96.2	1:03.490	91.0	34.978	98.6				10:59:31.232
2 -	29.839	106.0	57.107	93.4	33.176	100.4	2:00.122	80.67	8.287	11:01:31.354
3 -	OUTLAP	94.7	57.049	95.3	33.039	99.8	9:42.162	16.64	7:50.327	11:11:13.516
4 -	27.899	108.0	53.858	95.4	31.062	99.8	1:52.819 (3)	85.90	0.984	11:13:06.335
5 -	27.476	<b>109.2</b>	53.824	95.0	31.318	<b>100.9</b>	1:52.618 (2)	86.05	0.783	11:14:58.953
6 -	33.394	88.7	1:00.792	93.8	34.023	100.1	2:08.209	75.58	16.374	11:17:07.162
7 -	<b>27.423</b>	109.1	<b>53.610</b>	<b>95.5</b>	<b>30.802</b>	99.8	<b>1:51.835 (1)</b>	<b>86.65</b>		<b>11:18:58.997</b>

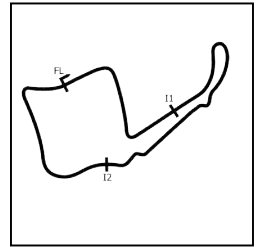
P3		23 R		Harry GAMBLE		Elite Motorsport				
IDEAL LAP TIME : 1:51.856		BEST LAP TIME : 1:51.856		DIFFERENCE : 0.000						
LAP	SECTOR 1	SECTOR 2	SECTOR 3	LAP TIME	MPH	DIFF	TIME OF DAY			
1 -	OUTLAP	97.6	1:00.903	88.6	34.771	99.1				10:59:35.259
2 -	28.445	106.5	54.705	94.1	31.831	99.7	4:54.984 D	84.28	3.125	11:01:30.240
3 -	OUTLAP	106.3	55.911	93.9	31.688	99.5	10:14.252	15.77	8:22.396	11:11:44.492
4 -	27.666	108.7	53.767	94.9	31.204	99.4	1:52.637 (2)	86.04	0.781	11:13:37.129
5 -	27.708	107.8	54.596	95.0	31.208	<b>99.8</b>	1:53.512	85.37	1.656	11:15:30.641
6 -	<b>27.475</b>	<b>108.9</b>	<b>53.244</b>	<b>95.8</b>	<b>31.137</b>	99.1	<b>1:51.856 (1)</b>	<b>86.64</b>		<b>11:17:22.497</b>
7 -	27.573	<b>108.9</b>	53.929	94.2	31.298	99.7	1:52.800 (3)	85.91	0.944	11:19:15.297

P4		3 GTA		Julian WANTLING ©		E3 Sport				
IDEAL LAP TIME : 1:52.131		BEST LAP TIME : 1:52.419		DIFFERENCE : 0.288						
LAP	SECTOR 1	SECTOR 2	SECTOR 3	LAP TIME	MPH	DIFF	TIME OF DAY			
1 -	OUTLAP	87.8	1:01.708	92.3	34.517	99.4				10:59:08.193
2 -	29.303	105.8	55.839	93.5	31.684	99.1	1:56.826	82.95	4.407	11:01:05.019
3 -	28.261	106.8	54.468	94.7	31.494	100.0	1:54.223	84.84	1.804	11:02:59.242
4 -	OUTLAP	105.0	56.996	93.8	32.918	99.4	7:49.190	20.65	5:56.771	11:10:48.432
5 -	28.248	106.3	54.336	95.4	31.311	100.1	1:53.895	85.08	1.476	11:12:42.327
6 -	27.683	108.2	53.987	95.4	31.024	<b>100.3</b>	1:52.694 (3)	85.99	0.275	11:14:35.021
7 -	27.685	<b>108.5</b>	53.908	94.7	<b>30.951</b>	100.0	1:52.544 (2)	86.11	0.125	11:16:27.565
8 -	27.552	108.0	53.834	<b>95.5</b>	31.033	99.8	<b>1:52.419 (1)</b>	<b>86.20</b>		<b>11:18:19.984</b>
9 -	<b>27.458</b>	108.4	<b>53.722</b>	95.4	31.131	99.5	4:52.344 D	86.28		11:20:12.295

P5		77 R		Gareth THOMAS		W2R				
IDEAL LAP TIME : 1:52.464		BEST LAP TIME : 1:52.473		DIFFERENCE : 0.009						
LAP	SECTOR 1	SECTOR 2	SECTOR 3	LAP TIME	MPH	DIFF	TIME OF DAY			
1 -	OUTLAP	83.3	1:02.135	88.3	35.242	91.3				10:59:07.455
2 -	32.545	80.0	59.432	87.1	IN PIT		2:11.411 P	73.74	18.938	11:01:18.866
3 -	OUTLAP	104.3	56.037	94.9	31.728	99.7	9:27.009	17.09	7:34.536	11:10:45.875
4 -	28.564	105.6	54.573	95.1	31.298	99.7	1:54.435	84.68	1.962	11:12:40.310
5 -	27.974	108.2	53.944	95.0	<b>31.166</b>	100.0	1:53.084 (3)	85.70	0.611	11:14:33.394
6 -	27.652	108.9	57.436	92.4	31.508	<b>100.4</b>	1:56.596	83.11	4.123	11:16:29.990
7 -	<b>27.536</b>	<b>109.2</b>	<b>53.762</b>	<b>96.0</b>	31.175	99.8	<b>1:52.473 (1)</b>	<b>86.16</b>		<b>11:18:22.463</b>
8 -	27.540	109.1	53.995	<b>96.0</b>	31.312	100.3	1:52.847 (2)	85.88	0.374	11:20:15.310

# 2024 Ginetta GT Academy

## QUALIFYING - RACE 3 & 8 - SECTOR ANALYSIS



SECTOR 1 = FL to I1, SECTOR 2 = I1 to I2, SECTOR 3 = I2 to FL, DIFF = Difference To Personal Best Lap, P = Crossed Finish Line in Pit Lane, D = Time Disallowed

P6		21 R		Luke SHAW		W2R			
IDEAL LAP TIME : 1:52.725		BEST LAP TIME : 1:52.733		DIFFERENCE : 0.008					
LAP	SECTOR 1	SECTOR 2	SECTOR 3	LAP TIME	MPH	DIFF	TIME OF DAY		
1 -	OUTLAP	88.1	1:03.093	90.6	35.336	98.9			10:59:28.567
2 -	28.024	107.5	54.797	94.6	32.248	100.6	1:55.069 (3)	84.22	2.336 11:01:23.636
3 -	OUTLAP	97.3	58.516	94.3	31.672	99.5	9:17.140	17.39	7:24.407 11:10:40.776
4 -	40.937	73.7	59.741	94.1	32.662	100.1	2:13.340	72.68	20.607 11:12:54.116
5 -	27.722	<b>108.9</b>	56.019	<b>95.4</b>	33.101	99.2	1:56.842	82.94	4.109 11:14:50.958
6 -	27.868	108.5	<b>54.299</b>	94.6	31.175	<b>100.7</b>	1:53.342 (2)	85.50	0.609 11:16:44.300
7 -	<b>27.260</b>	108.5	54.307	93.9	<b>31.166</b>	100.0	<b>1:52.733 (1)</b>	<b>85.96</b>	<b>11:18:37.033</b>

P7		11 GTA		Amy TOMLINSON		W2R			
IDEAL LAP TIME : 1:52.924		BEST LAP TIME : 1:52.924		DIFFERENCE : 0.000					
LAP	SECTOR 1	SECTOR 2	SECTOR 3	LAP TIME	MPH	DIFF	TIME OF DAY		
1 -	OUTLAP	97.9	1:03.659	87.7	36.188	98.2			10:59:23.078
2 -	28.854	106.1	56.950	93.4	32.460	98.2	1:58.264	81.94	5.340 11:01:21.342
3 -	28.615	106.6	55.347	95.0	31.077	99.4	1:55.039	84.24	2.115 11:03:16.381
4 -	OUTLAP	105.8	57.581	92.5	37.656	97.8	7:49.146	20.65	5:56.222 11:11:05.527
5 -	28.416	107.5	55.451	95.1	31.157	<b>100.1</b>	1:55.024 (3)	84.25	2.100 11:13:00.551
6 -	<b>27.698</b>	108.5	<b>54.315</b>	<b>95.8</b>	<b>30.911</b>	<b>100.1</b>	<b>1:52.924 (1)</b>	<b>85.82</b>	<b>11:14:53.475</b>
7 -	27.978	108.0	57.321	94.3	33.181	99.4	1:58.480	81.79	5.556 11:16:51.955
8 -	27.701	<b>108.7</b>	54.648	<b>95.8</b>	31.979	99.7	1:54.328 (2)	84.76	1.404 11:18:46.283

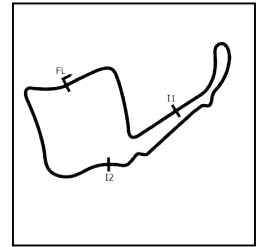
P8		47 GTA		Emma TOMLINSON		W2R			
IDEAL LAP TIME : 1:53.108		BEST LAP TIME : 1:53.244		DIFFERENCE : 0.136					
LAP	SECTOR 1	SECTOR 2	SECTOR 3	LAP TIME	MPH	DIFF	TIME OF DAY		
1 -	OUTLAP	84.8	1:01.772	91.6	34.299	98.5			10:59:17.628
2 -	30.131	104.5	58.079	93.3	36.679	98.9	2:04.889	77.59	11.645 11:01:22.517
3 -	OUTLAP	106.5	55.533	94.6	32.873	99.7	9:47.771	16.48	7:54.527 11:11:10.288
4 -	<b>27.702</b>	108.9	<b>54.196</b>	95.5	31.346	100.4	<b>1:53.244 (1)</b>	<b>85.57</b>	<b>11:13:03.532</b>
5 -	27.715	<b>109.8</b>	54.842	<b>96.1</b>	32.144	100.0	1:54.701 (3)	84.49	1.457 11:14:58.233
6 -	31.216	78.5	1:00.363	80.1	33.390	100.6	2:04.969	77.54	11.725 11:17:03.202
7 -	27.953	108.5	54.327	95.0	<b>31.210</b>	<b>100.7</b>	1:53.490 (2)	85.39	0.246 11:18:56.692

P9		12 R		Paul THOMAS		W2R			
IDEAL LAP TIME : 1:53.938		BEST LAP TIME : 1:53.938		DIFFERENCE : 0.000					
LAP	SECTOR 1	SECTOR 2	SECTOR 3	LAP TIME	MPH	DIFF	TIME OF DAY		
1 -	OUTLAP	99.4	1:02.542	91.4	34.045	98.8			10:59:15.378
2 -	30.148	104.3	58.393	93.5	35.080	99.5	2:03.621	78.39	9.683 11:01:18.999
3 -	29.044	107.0	55.730	94.5	31.776	100.3	1:56.550	83.15	2.612 11:03:15.549
4 -	OUTLAP	106.5	56.618	94.7	35.210	98.3	7:44.812	20.84	5:50.874 11:11:00.361
5 -	28.689	107.7	55.206	95.3	31.699	100.3	1:55.594 (3)	83.83	1.656 11:12:55.955
6 -	28.208	<b>108.7</b>	55.196	95.1	31.964	100.1	1:55.368 (2)	84.00	1.430 11:14:51.323
7 -	28.276	<b>108.7</b>	59.481	57.7	34.613	100.1	2:02.370	79.19	8.432 11:16:53.693
8 -	<b>28.020</b>	108.5	<b>54.578</b>	<b>95.5</b>	<b>31.340</b>	<b>100.4</b>	<b>1:53.938 (1)</b>	<b>85.05</b>	<b>11:18:47.631</b>

P10		59 R		Thomas BALFE		W2R			
IDEAL LAP TIME : 1:53.333		BEST LAP TIME : 1:54.081		DIFFERENCE : 0.748					
LAP	SECTOR 1	SECTOR 2	SECTOR 3	LAP TIME	MPH	DIFF	TIME OF DAY		
1 -	OUTLAP	85.2	1:02.359	93.8	33.883	99.7			10:59:12.433
2 -	29.367	101.5	1:00.705	87.0	33.327	100.3	2:03.399	78.53	9.318 11:01:15.832
3 -	28.214	108.5	54.519	95.3	<b>31.348</b>	100.3	<b>1:54.081 (1)</b>	<b>84.95</b>	<b>11:03:09.913</b>
4 -	OUTLAP	107.0	56.229	92.8	34.420	100.1	7:47.662	20.72	5:53.581 11:10:57.575
5 -	28.855	106.5	56.502	95.4	31.975	100.7	1:57.332 (2)	82.59	3.251 11:12:54.907
6 -	<b>27.617</b>	110.1	58.081	73.3	34.619	<b>101.0</b>	2:00.317	80.54	6.236 11:14:55.224
7 -	27.897	109.2	58.706	95.7	32.670	100.9	1:59.273 (3)	81.25	5.192 11:16:54.497
8 -	27.633	<b>110.3</b>	<b>54.368</b>	<b>96.4</b>	31.878	97.6	<del>1:53.879</del> D	85.10	11:18:48.376

# 2024 Ginetta GT Academy

## QUALIFYING - RACE 3 & 8 - SECTOR ANALYSIS



SECTOR 1 = FL to I1, SECTOR 2 = I1 to I2, SECTOR 3 = I2 to FL, DIFF = Difference To Personal Best Lap, P = Crossed Finish Line in Pit Lane, D = Time Disallowed

P11 88 GTA		Marc ELMAN		SVG Motorsport			
IDEAL LAP TIME : 1:53.989		BEST LAP TIME : 1:54.551		DIFFERENCE : 0.562			
LAP	SECTOR 1	SECTOR 2	SECTOR 3	LAP TIME	MPH	DIFF	TIME OF DAY
1 -	OUTLAP	91.8	1:03.135	92.0	33.079	99.2	
2 -	29.555	105.5	56.614	92.1	31.785	99.7	1:57.954
3 -	OUTLAP	105.5	55.822	94.6	32.131	99.5	9:34.387
4 -	28.262	107.8	55.048	<b>95.0</b>	<b>31.339</b>	<b>100.4</b>	1:54.649 (2)
5 -	28.191	108.4	<b>54.853</b>	<b>95.0</b>	31.845	100.1	1:54.889 (3)
6 -	30.019	74.0	1:01.793	82.6	32.878	100.3	2:04.690
7 -	<b>27.797</b>	<b>108.9</b>	55.191	94.7	31.563	100.0	<b>1:54.551 (1)</b>
					<b>84.60</b>		<b>11:18:50.903</b>

P12 6 R		Peter THOMPSON ©		W2R			
IDEAL LAP TIME : 1:54.417		BEST LAP TIME : 1:54.854		DIFFERENCE : 0.437			
LAP	SECTOR 1	SECTOR 2	SECTOR 3	LAP TIME	MPH	DIFF	TIME OF DAY
1 -	OUTLAP	89.9	1:03.182	91.8	34.951	98.1	
2 -	29.887	104.8	55.954	93.4	32.336	99.4	1:58.177
3 -	OUTLAP	102.4	58.460	93.2	32.615	<b>100.0</b>	9:43.350
4 -	28.950	105.8	55.356	<b>94.2</b>	<b>31.725</b>	99.5	1:56.031 (3)
5 -	28.231	<b>107.8</b>	54.893	93.5	31.779	99.4	1:54.903 (2)
6 -	28.481	107.0	59.730	92.9	32.828	99.8	2:01.039
7 -	<b>28.227</b>	107.7	<b>54.465</b>	93.8	32.162	99.4	<b>1:54.854 (1)</b>
					<b>84.37</b>		<b>11:18:53.487</b>

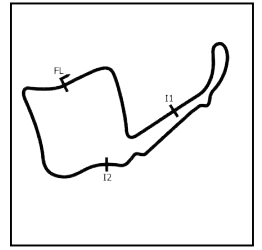
P13 42 GTA		Mike WEST ©		E3 Sport			
IDEAL LAP TIME : 1:54.592		BEST LAP TIME : 1:54.995		DIFFERENCE : 0.403			
LAP	SECTOR 1	SECTOR 2	SECTOR 3	LAP TIME	MPH	DIFF	TIME OF DAY
1 -	OUTLAP	80.0	1:01.940	92.5	33.743	99.2	
2 -	28.596	106.3	56.253	93.8	31.665	99.7	1:56.514
3 -	28.385	106.1	56.186	93.5	31.580	99.7	<del>1:56.151</del> D
4 -	OUTLAP	104.5	58.919	92.4	35.334	74.5	7:51.346
5 -	29.325	106.3	56.155	93.3	32.388	<b>100.4</b>	1:57.868
6 -	28.831	<b>108.2</b>	55.264	94.2	31.713	99.4	1:55.808 (3)
7 -	28.636	106.8	<b>54.928</b>	<b>94.9</b>	<b>31.431</b>	99.8	<b>1:54.995 (1)</b>
8 -	<b>28.233</b>	107.2	55.814	89.8	31.623	100.0	1:55.670 (2)
					<b>84.27</b>		<b>11:16:42.144</b>
					83.78	0.675	11:18:37.814

P14 63 R		Ali AL JUFFALI		SVG Motorsport			
IDEAL LAP TIME : 1:55.035		BEST LAP TIME : 1:55.259		DIFFERENCE : 0.224			
LAP	SECTOR 1	SECTOR 2	SECTOR 3	LAP TIME	MPH	DIFF	TIME OF DAY
1 -	OUTLAP	102.7	59.558	92.9	34.585	100.7	
2 -	28.675	108.9	56.156	94.1	32.384	<b>101.3</b>	1:57.215
3 -	28.295	<b>109.1</b>	5:55.852	90.6	IN PIT		7:06.862 P
4 -	OUTLAP	100.4	58.055	93.5	32.315	100.3	3:00.274
5 -	28.963	107.7	56.417	78.1	32.571	100.4	1:57.951
6 -	28.508	108.5	55.368	95.5	32.140	101.0	1:56.016 (3)
7 -	<b>28.289</b>	108.9	<b>55.171</b>	<b>95.8</b>	31.799	101.2	<b>1:55.259 (1)</b>
8 -	28.357	107.7	55.569	95.4	<b>31.575</b>	101.2	1:55.501 (2)
							<b>84.08</b>
					83.90	0.242	11:19:25.587

P15 81 GTA		Phil MCGARTY ©		Xentek Motorsport			
IDEAL LAP TIME : 1:57.617		BEST LAP TIME : 1:57.973		DIFFERENCE : 0.356			
LAP	SECTOR 1	SECTOR 2	SECTOR 3	LAP TIME	MPH	DIFF	TIME OF DAY
1 -	OUTLAP	96.9	1:04.095	90.9	33.913	98.2	
2 -	29.570	105.1	58.982	91.9	33.134	97.9	2:01.686
3 -	OUTLAP	102.6	1:00.352	92.3	32.810	98.3	9:05.306
4 -	29.251	105.3	<b>56.684</b>	92.8	33.070	98.6	1:59.005
5 -	29.719	<b>107.3</b>	56.796	<b>93.5</b>	32.301	99.1	1:58.816 (3)
6 -	28.948	105.3	56.914	<b>93.5</b>	<b>32.111</b>	<b>99.2</b>	<b>1:57.973 (1)</b>
7 -	<b>28.822</b>	106.3	56.790	92.8	32.464	98.8	1:58.076 (2)
							<b>82.14</b>
					82.07	0.103	11:18:45.939

# 2024 Ginetta GT Academy

## QUALIFYING - RACE 3 & 8 - SECTOR ANALYSIS



SECTOR 1 = FL to I1, SECTOR 2 = I1 to I2, SECTOR 3 = I2 to FL, DIFF = Difference To Personal Best Lap, P = Crossed Finish Line in Pit Lane, D = Time Disallowed

P16 44 R		Lucie HODGSON ©			W2R					
IDEAL LAP TIME : 2:01.944		BEST LAP TIME : 2:02.182			DIFFERENCE : 0.238					
LAP	SECTOR 1	SECTOR 2		SECTOR 3		LAP TIME	MPH	DIFF	TIME OF DAY	
1 -	OUTLAP	99.7	1:03.630	92.1	34.769	99.2			10:59:48.032	
2 -	31.701	103.2	1:00.868	91.1	34.913	98.1	2:07.482	76.02	5.300	11:01:55.514
3 -	OUTLAP	101.6	1:01.003	90.8	34.037	98.6	9:31.438	16.95	7:29.256	11:11:26.952
4 -	30.856	104.3	59.177	92.3	33.845	99.5	2:03.878 (3)	78.23	1.696	11:13:30.830
5 -	30.710	105.1	59.806	91.4	35.416	99.7	2:05.932	76.95	3.750	11:15:36.762
6 -	30.605	<b>106.0</b>	<b>58.024</b>	<b>93.0</b>	33.553	99.7	<b>2:02.182 (1)</b>	<b>79.31</b>		<b>11:17:38.944</b>
7 -	<b>30.481</b>	105.8	58.350	<b>93.0</b>	<b>33.439</b>	<b>99.8</b>	2:02.270 (2)	79.26	0.088	11:19:41.214



# 2024 Ginetta GT Academy

## QUALIFYING - RACE 3 & 8 - BEST SECTORS

SECTOR 1			SECTOR 2			SECTOR 3			IDEAL / BEST COMPARISON						
POS	NO	NAME	TIME	NO	NAME	TIME	NO	NAME	TIME	POS	NO	NAME	IDEAL	BEST	DIFF
												<b>PERFECT LAP</b>	<b>1:51.094</b>		
1	33	TAYLOR	27.192	23	GAMBLE	53.244	33	TAYLOR	30.658	1	33	TAYLOR	1:51.246	1:51.433	0.187
2	21	SHAW	27.260	33	TAYLOR	53.396	24	NICHOLAS	30.802	2	24	NICHOLAS	1:51.835	1:51.835	0.000
3	24	NICHOLAS	27.423	24	NICHOLAS	53.610	11	TOMLINSON	30.911	3	23	GAMBLE	1:51.856	1:51.856	0.000
4	3	WANTLING ©	27.458	3	WANTLING ©	53.722	3	WANTLING ©	30.951	4	3	WANTLING ©	1:52.131	1:52.419	0.288
5	23	GAMBLE	27.475	77	THOMAS	53.762	23	GAMBLE	31.137	5	77	THOMAS	1:52.464	1:52.473	0.009
6	77	THOMAS	27.536	47	TOMLINSON	54.196	77	THOMAS	31.166	6	21	SHAW	1:52.725	1:52.733	0.008
7	59	BALFE	27.617	21	SHAW	54.299	21	SHAW	31.166	7	11	TOMLINSON	1:52.924	1:52.924	0.000
8	11	TOMLINSON	27.698	11	TOMLINSON	54.315	47	TOMLINSON	31.210	8	47	TOMLINSON	1:53.108	1:53.244	0.136
9	47	TOMLINSON	27.702	59	BALFE	54.368	88	ELMAN	31.339	9	59	BALFE	1:53.333	1:54.081	0.748
10	88	ELMAN	27.797	6	THOMPSON ©	54.465	12	THOMAS	31.340	10	12	THOMAS	1:53.938	1:53.938	0.000
11	12	THOMAS	28.020	12	THOMAS	54.578	59	BALFE	31.348	11	88	ELMAN	1:53.989	1:54.551	0.562
12	6	THOMPSON ©	28.227	88	ELMAN	54.853	42	WEST ©	31.431	12	6	THOMPSON ©	1:54.417	1:54.854	0.437
13	42	WEST ©	28.233	42	WEST ©	54.928	63	AL JUFFALI	31.575	13	42	WEST ©	1:54.592	1:54.995	0.403
14	63	AL JUFFALI	28.289	63	AL JUFFALI	55.171	6	THOMPSON ©	31.725	14	63	AL JUFFALI	1:55.035	1:55.259	0.224
15	81	MCGARTY ©	28.822	81	MCGARTY ©	56.684	81	MCGARTY ©	32.111	15	81	MCGARTY ©	1:57.617	1:57.973	0.356
16	44	HODGSON ©	30.481	44	HODGSON ©	58.024	44	HODGSON ©	33.439	16	44	HODGSON ©	2:01.944	2:02.182	0.238

## 2024 Ginetta GT Academy

### QUALIFYING - RACE 3 & 8 - BEST SPEEDS

POS	INTERMEDIATE 1			INTERMEDIATE 2			FINISH LINE		
	NO	NAME	MPH	NO	NAME	MPH	NO	NAME	MPH
1	59	BALFE	110.3	59	BALFE	96.4	63	AL JUFFALI	101.3
2	47	TOMLINSON	109.8	47	TOMLINSON	96.1	59	BALFE	101.0
3	33	TAYLOR	109.2	77	THOMAS	96.0	24	NICHOLAS	100.9
4	24	NICHOLAS	109.2	23	GAMBLE	95.8	21	SHAW	100.7
5	77	THOMAS	109.2	11	TOMLINSON	95.8	47	TOMLINSON	100.7
6	63	AL JUFFALI	109.1	63	AL JUFFALI	95.8	33	TAYLOR	100.4
7	23	GAMBLE	108.9	33	TAYLOR	95.7	77	THOMAS	100.4
8	21	SHAW	108.9	24	NICHOLAS	95.5	12	THOMAS	100.4
9	88	ELMAN	108.9	3	WANTLING ©	95.5	88	ELMAN	100.4
10	11	TOMLINSON	108.7	12	THOMAS	95.5	42	WEST ©	100.4
11	12	THOMAS	108.7	21	SHAW	95.4	3	WANTLING ©	100.3
12	3	WANTLING ©	108.5	88	ELMAN	95.0	11	TOMLINSON	100.1
13	42	WEST ©	108.2	42	WEST ©	94.9	6	THOMPSON ©	100.0
14	6	THOMPSON ©	107.8	6	THOMPSON ©	94.2	23	GAMBLE	99.8
15	81	MCGARTY ©	107.3	81	MCGARTY ©	93.5	44	HODGSON ©	99.8
16	44	HODGSON ©	106.0	44	HODGSON ©	93.0	81	MCGARTY ©	99.2

# 2024 Ginetta GT Academy

## QUALIFYING - RACE 3 & 8 - STATISTICS

**Competitors Started** 16  
**Planned Start** 2024-03-30 @ 10:40:00.000  
**Actual Start** 2024-03-30 @ 10:56:53.234  
**Finish Time** 2024-03-30 @ 11:18:37.032  
**Track Length** 2.6920mi.  
**Total Laps** 122  
**Total Distance Covered** 328.4274mi.

### Session Fastest Lap History

NO	CL	NAME	LAP TIME	TIME OF DAY	LAP	VEHICLE
3	GTA	Julian WANTLING ©	1:56.826	11:01:05.043	2	E3 Sport
42	GTA	Mike WEST ©	1:56.514	11:01:06.000	2	E3 Sport
21	R	Luke SHAW	1:55.069	11:01:23.647	2	W2R
3	GTA	Julian WANTLING ©	1:54.223	11:02:59.264	3	E3 Sport
33	R	Mike TAYLOR	1:52.480	11:03:04.567	3	W2R
33	R	Mike TAYLOR	1:51.801	11:14:42.356	6	W2R
33	R	Mike TAYLOR	1:51.433	11:18:26.043	8	W2R

### Flag History

TYPE	TIME OF DAY
GREEN	10:56:53.234
RED	11:03:19.578
GREEN	11:08:34.030
FINISH	11:18:37.032

### Flag Statistics

TYPE	COUNT	TOTAL LAPS	TOTAL TIME
Green	2	9	20:48.379
Red	1	0	5:14.452
Safety Car	0	0	0.000
FCY	0	0	0.000

## 2024 Ginetta GT Academy

### QUALIFYING - RACE 3 & 8 - STATISTICS

CLASS : GTA

6 Starters

#### Fastest Lap History

NO	NAME	LAP TIME	TIME OF DAY	LAP	VEHICLE
3	Julian WANTLING ©	1:56.826	11:01:05.043	2	E3 Sport
42	Mike WEST ©	1:56.514	11:01:06.000	2	E3 Sport
3	Julian WANTLING ©	1:54.223	11:02:59.264	3	E3 Sport
3	Julian WANTLING ©	1:53.895	11:12:42.349	5	E3 Sport
47	Emma TOMLINSON	1:53.244	11:13:03.555	4	W2R
3	Julian WANTLING ©	1:52.694	11:14:35.044	6	E3 Sport
3	Julian WANTLING ©	1:52.544	11:16:27.589	7	E3 Sport
3	Julian WANTLING ©	1:52.419	11:18:20.007	8	E3 Sport

## 2024 Ginetta GT Academy

### QUALIFYING - RACE 3 & 8 - STATISTICS

CLASS : ROOKIE

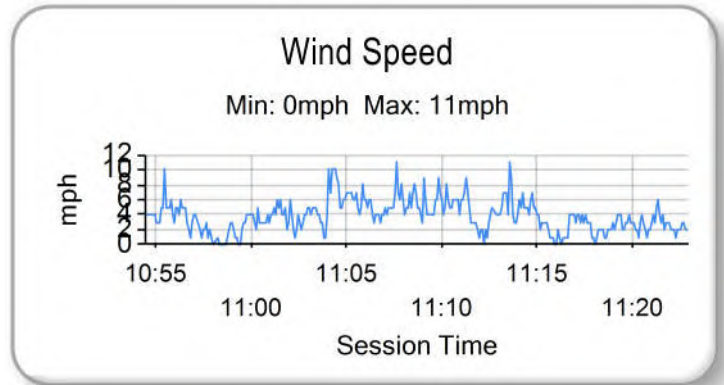
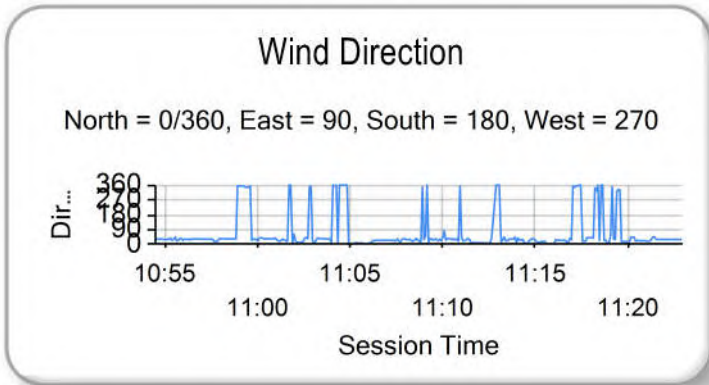
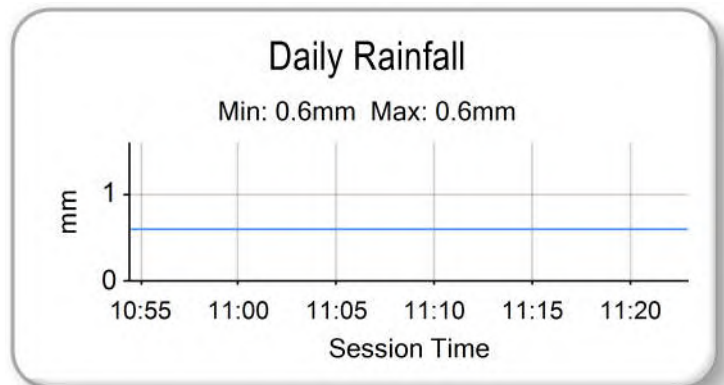
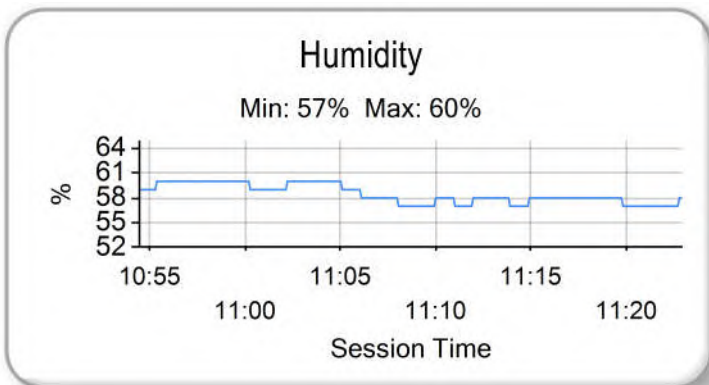
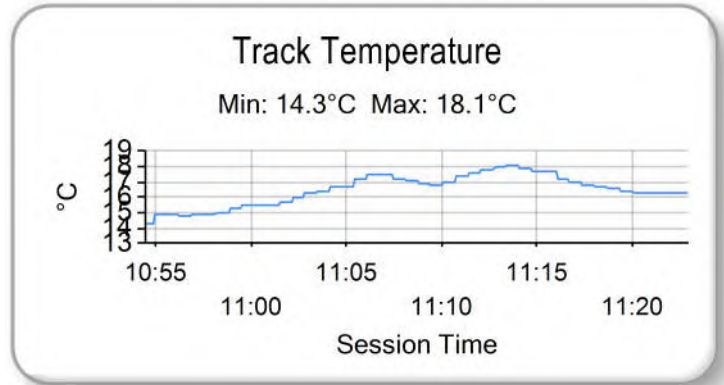
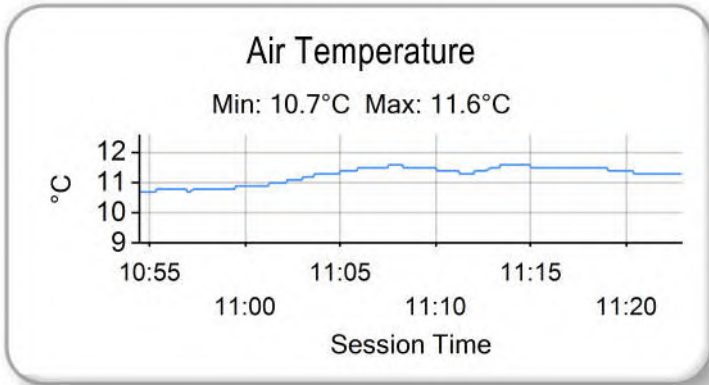
10 Starters

#### Fastest Lap History

NO	NAME	LAP TIME	TIME OF DAY	LAP	VEHICLE
33	Mike TAYLOR	<b>2:01.826</b>	11:01:12.087	2	W2R
6	Peter THOMPSON ©	<b>1:58.177</b>	11:01:23.333	2	W2R
21	Luke SHAW	<b>1:55.069</b>	11:01:23.647	2	W2R
33	Mike TAYLOR	<b>1:52.480</b>	11:03:04.567	3	W2R
33	Mike TAYLOR	<b>1:51.801</b>	11:14:42.356	6	W2R
33	Mike TAYLOR	<b>1:51.433</b>	11:18:26.043	8	W2R

# 2024 Ginetta GT Academy

## QUALIFYING - RACE 3 & 8 - WEATHER CONDITIONS



# 2024 Ginetta GT Academy

## RACE 3 - ROUND 1 - GRID (20 minutes)

ROW 8	15	1:57.973	<b>81</b> Phil MCGARTY ©	16	2:02.182	<b>44</b> Lucie HODGSON ©
ROW 7	13	1:54.995	<b>42</b> Mike WEST ©	14	1:55.259	<b>63</b> Ali AL JUFFALI
ROW 6	11	1:54.551	<b>88</b> Marc ELMAN	12	1:54.854	<b>6</b> Peter THOMPSON ©
ROW 5	9	1:53.938	<b>12</b> Paul THOMAS	10	1:54.081	<b>59</b> Thomas BALFE
ROW 4	7	1:52.924	<b>11</b> Amy TOMLINSON	8	1:53.244	<b>47</b> Emma TOMLINSON
ROW 3	5	1:52.473	<b>77</b> Gareth THOMAS	6	1:52.733	<b>21</b> Luke SHAW
ROW 2	3	1:51.856	<b>23</b> Harry GAMBLE	4	1:52.419	<b>3</b> Julian WANTLING ©
ROW 1	1	1:51.433	<b>33</b> Mike TAYLOR	2	1:51.835	<b>24</b> James NICHOLAS
<b>Pole</b>						

These results are provisional until the conclusion of any judicial and technical matters.

Oulton Park International: 2.6920 miles

Clerk Of Course: Paul Levitt	Stewards:	Timekeeper: Gethin Rees	
------------------------------	-----------	-------------------------	--

Results can be found at [www.tsl-timing.com](http://www.tsl-timing.com)

Printed - 11:26 Saturday, 30 March 2024

# 2024 Ginetta GT Academy

## RACE 8 - ROUND 2 - GRID (20 minutes)

ROW 8	15	1:58.076	<b>81</b> Phil MCGARTY ©	16	2:02.270	<b>44</b> Lucie HODGSON ©
ROW 7	13	1:55.670	<b>42</b> Mike WEST ©	14	1:57.332	<b>59</b> Thomas BALFE
ROW 6	11	1:55.368	<b>12</b> Paul THOMAS	12	1:55.501	<b>63</b> Ali AL JUFFALI
ROW 5	9	1:54.649	<b>88</b> Marc ELMAN	10	1:54.903	<b>6</b> Peter THOMPSON ©
ROW 4	7	1:53.490	<b>47</b> Emma TOMLINSON	8	1:54.328	<b>11</b> Amy TOMLINSON
ROW 3	5	1:52.847	<b>77</b> Gareth THOMAS	6	1:53.342	<b>21</b> Luke SHAW
ROW 2	3	1:52.618	<b>24</b> James NICHOLAS	4	1:52.637	<b>23</b> Harry GAMBLE
ROW 1	1	1:51.750	<b>33</b> Mike TAYLOR	2	1:52.544	<b>3</b> Julian WANTLING ©
<b>Pole</b>						

These results are provisional until the conclusion of any judicial and technical matters.

Oulton Park International: 2.6920 miles

Clerk Of Course: Paul Levitt	Stewards:	Timekeeper: Gethin Rees	
------------------------------	-----------	-------------------------	--

Results can be found at [www.tsl-timing.com](http://www.tsl-timing.com)

Printed - 16:04 Saturday, 30 March 2024



## 2024 Ginetta GT Academy

### RACE 3 - ROUND 1 - CLASSIFICATION

Race Distance: 11 Laps / 29.61 miles

POS	NO	CL	PIC	NAME	NAT	ENTRY	LAPS	TIME	GAP	DIFF	MPH	BEST	ON	GRD	↑↓
1	24	R	1	James NICHOLAS	GBR	W2R	11	20:50.682			85.23	1:52.714	4	2	1
2	23	R	2	Harry GAMBLE	GBR	Elite Motorsport	11	20:51.235	0.553	0.553	85.19	1:52.134	3	3	1
3	77	R	3	Gareth THOMAS	GBR	W2R	11	20:52.661	1.979	1.426	85.10	1:52.549	10	5	2
4	3	GTA	1	Julian WANTLING ©	GBR	E3 Sport	11	20:55.729	5.047	3.068	84.89	1:52.764	4	4	0
5	21	R	4	Luke SHAW	GBR	W2R	11	20:56.045	5.363	0.316	84.87	1:53.086	5	6	1
6	11	GTA	2	Amy TOMLINSON	GBR	W2R	11	21:09.690	19.008	13.645	83.96	1:54.077	4	7	1
7	59	R	5	Thomas BALFE	GBR	W2R	11	21:11.299	20.617	1.609	83.85	1:54.058	4	10	3
8	88	GTA	3	Marc ELMAN	GBR	SVG Motorsport	11	21:11.923	21.241	0.624	83.81	1:54.075	4	11	3
9	42	GTA	4	Mike WEST ©	GBR	E3 Sport	11	21:22.772	32.090	10.849	83.10	1:55.076	8	13	4
10	6	R	6	Peter THOMPSON ©	GBR	W2R	11	21:23.627	32.945	0.855	83.04	1:55.527	8	12	2
11	63	R	7	Ali AL JUFFALI	KSA	SVG Motorsport	11	21:25.469	34.787	1.842	82.93	1:54.165	11	14	3
12	47	GTA	5	Emma TOMLINSON	GBR	W2R	11	21:33.990	43.308	8.521	82.38	1:53.482	8	8	-4
13	33	R	8	Mike TAYLOR	GBR	W2R	11	21:39.856	49.174	5.866	82.01	1:52.359	7	1	-12
14	81	GTA	6	Phil MCGARTY ©	GBR	Xentek Motorsport	11	21:40.932	50.250	1.076	81.94	1:56.160	10	15	1
15	12	R	9	Paul THOMAS	GBR	W2R	11	22:07.752	1:17.070	26.820	80.28	1:53.045	8	9	-6
16	44	R	10	Lucie HODGSON ©	GBR	W2R	11	22:43.865	1:53.183	36.113	78.16	2:01.890	10	16	0

#### FASTEST LAP

23	R	Harry GAMBLE	GBR	Elite Motorsport	3	1:52.134	86.42 mph	139.08 kph
3	GTA	Julian WANTLING ©	GBR	E3 Sport	4	1:52.764	85.94 mph	138.31 kph

Weather / Track : Bright / Dry

These results are provisional until the conclusion of any judicial and technical matters.

Date: 30/03/2024 Start: 15:37 Finish: 15:58

Oulton Park International: 2.6920 miles

Clerk Of Course: Paul Levitt

Stewards:

Timekeeper: Gethin Rees



Results can be found at [www.tsl-timing.com](http://www.tsl-timing.com)

Printed - 16:01 Saturday, 30 March 2024

# 2024 Ginetta GT Academy

## RACE 3 - ROUND 1 - LAP CHART

LAP 1 @ 15:39:29.179			LAP 2 @ 15:41:22.328			LAP 3 @ 15:43:15.178			LAP 4 @ 15:45:07.892			LAP 5 @ 15:47:02.694		
NO	BEHIND	LAP TIME	NO	BEHIND	LAP TIME	NO	BEHIND	LAP TIME	NO	BEHIND	LAP TIME	NO	BEHIND	LAP TIME
24		1:55.541	24		1:53.149	24		1:52.850	24		1:52.714	24		1:54.802
23	0.567	1:56.108	23	2.077	1:54.659	23	1.361	1:52.134	23	1.107	1:52.460	23	0.123	1:53.818
77	3.883	1:59.424	77	4.697	1:53.963	77	5.237	1:53.390	77	5.245	1:52.722	77	3.664	1:53.221
3	5.084	2:00.625	3	5.760	1:53.825	3	6.431	1:53.521	3	6.481	1:52.764	3	4.704	1:53.025
21	5.518	2:01.059	21	6.738	1:54.369	21	7.301	1:53.413	21	7.924	1:53.337	21	6.208	1:53.086
12	6.429	2:01.970	12	9.174	1:55.894	12	10.891	1:54.567	11	13.087	1:54.077	11	12.402	1:54.117
11	6.674	2:02.215	11	9.431	1:55.906	11	11.724	1:55.143	12	13.250	1:55.073	59	14.513	1:55.882
88	7.024	2:02.565	59	9.730	1:55.616	59	12.089	1:55.209	59	13.433	1:54.058	88	15.658	1:56.023
59	7.263	2:02.804	88	10.140	1:56.265	47	12.489	1:54.690	47	13.874	1:54.099	42	19.962	1:56.659
47	7.744	2:03.285	47	10.649	1:56.054	88	13.076	1:55.786	88	14.437	1:54.075	6	20.469	1:56.095
42	9.178	2:04.719	42	12.907	1:56.878	42	15.192	1:55.135	42	18.105	1:55.627	63	25.033	1:56.073
6	9.665	2:05.206	6	13.287	1:56.771	6	16.062	1:55.625	6	19.176	1:55.828	81	29.927	1:58.565
81	10.622	2:06.163	81	15.705	1:58.232	63	20.357	1:56.904	63	23.762	1:56.119	47	39.385	2:20.313
63	11.247	2:06.788	63	16.303	1:58.205	81	21.340	1:58.485	81	26.164	1:57.538	12	46.312	2:27.864
44	14.564	2:10.105	44	26.854	2:05.439	44	37.551	2:03.547	44	48.019	2:03.182	33	50.488	1:53.893
33	50.298	2:45.839	33	50.841	1:53.692	33	51.016	1:53.025	33	51.397	1:53.095	44	57.189	2:03.972

# 2024 Ginetta GT Academy

## RACE 3 - ROUND 1 - LAP CHART

LAP 6 @ 15:48:57.667			LAP 7 @ 15:50:51.105			LAP 8 @ 15:52:43.865			LAP 9 @ 15:54:36.793			LAP 10 @ 15:56:29.851		
NO	BEHIND	LAP TIME	NO	BEHIND	LAP TIME	NO	BEHIND	LAP TIME	NO	BEHIND	LAP TIME	NO	BEHIND	LAP TIME
24		1:54.973	24		1:53.438	24		1:52.760	24		1:52.928	24		1:53.058
23	0.949	1:55.799	23	0.659	1:53.148	23	1.847	1:53.948	23	2.007	1:53.088	23	2.332	1:53.383
77	2.092	1:53.401	77	2.226	1:53.572	77	2.357	1:52.891	77	4.006	1:54.577	77	3.497	1:52.549
3	2.888	1:53.157	3	3.389	1:53.939	3	4.334	1:53.705	3	4.609	1:53.203	3	5.344	1:53.793
21	4.357	1:53.122	21	4.072	1:53.153	21	4.667	1:53.355	21	5.368	1:53.629	21	5.613	1:53.303
11	11.755	1:54.326	11	12.438	1:54.121	11	14.491	1:54.813	11	16.616	1:55.053	11	18.544	1:54.986
59	14.490	1:54.950	59	15.983	1:54.931	59	17.532	1:54.309	59	19.492	1:54.888	59	20.637	1:54.203
88	15.757	1:55.072	88	16.589	1:54.270	88	18.129	1:54.300	88	19.728	1:54.527	88	21.333	1:54.663
42	20.721	1:55.732	42	22.415	1:55.132	42	24.731	1:55.076	42	28.312	1:56.509	42	30.750	1:55.496
6	21.229	1:55.733	6	23.380	1:55.589	6	26.147	1:55.527	6	28.907	1:55.688	6	31.844	1:55.995
63	25.942	1:55.882	63	27.521	1:55.017	63	30.297	1:55.536	63	32.413	1:55.044	63	35.091	1:55.736
81	32.770	1:57.816	81	36.300	1:56.968	81	40.229	1:56.689	47	42.620	1:54.584	47	43.598	1:54.036
47	39.065	1:54.653	47	40.242	1:54.615	47	40.964	1:53.482	81	44.348	1:57.047	81	47.450	1:56.160
12	46.202	1:54.863	12	46.594	1:53.830	12	46.879	1:53.045	12	48.710	1:54.759	12	49.911	1:54.259
33	49.303	1:53.788	33	48.224	1:52.359	33	48.090	1:52.626	33	48.885	1:53.723	33	50.050	1:54.223
44	1:05.569	2:03.353	44	1:15.512	2:03.381	44	1:25.799	2:03.047	44	1:35.920	2:03.049	44	1:44.752	2:01.890

## 2024 Ginetta GT Academy

### RACE 3 - ROUND 1 - LAP CHART

**LAP 11** @ 15:58:24.320

NO	BEHIND	LAP TIME
24		1:54.469
23	0.553	1:52.690
77	1.979	1:52.951
3	5.047	1:54.172
21	5.363	1:54.219
11	19.008	1:54.933
59	20.617	1:54.449
88	21.241	1:54.377
42	32.090	1:55.809
6	32.945	1:55.570
63	34.787	1:54.165
47	43.308	1:54.179
33	49.174	1:53.593
81	50.250	1:57.269
12	1:17.070	2:21.628
44	1:53.183	2:02.900



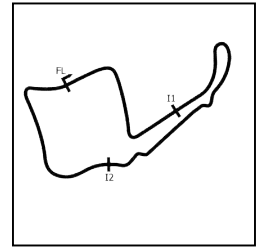
## 2024 Ginetta GT Academy

### RACE 3 - ROUND 1 - POSITION CHART WITH INTERMEDIATES

No	Name	Lap	
		Pos	L11 - Finish
33	TAYLOR	1	24
24	NICHOLAS	2	23
23	GAMBLE	3	77
3	WANTLING ©	4	3
77	THOMAS	5	21
21	SHAW	6	11
11	TOMLINSON	7	59
47	TOMLINSON	8	88
12	THOMAS	9	42
59	BALFE	10	6
88	ELMAN	11	63
6	THOMPSON ©	12	47
42	WEST ©	13	33
63	AL JUFFALI	14	81
81	MCGARTY ©	15	12
44	HODGSON ©	16	44

# 2024 Ginetta GT Academy

## RACE 3 - ROUND 1 - SECTOR ANALYSIS



SECTOR 1 = FL to I1, SECTOR 2 = I1 to I2, SECTOR 3 = I2 to FL, DIFF = Difference To Personal Best Lap, P = Crossed Finish Line in Pit Lane, D = Time Disallowed

P1		24 R		James NICHOLAS			W2R				
IDEAL LAP TIME : 1:52.161		BEST LAP TIME : 1:52.714			DIFFERENCE : 0.553						
LAP	SECTOR 1	SECTOR 2		SECTOR 3		LAP TIME	MPH	DIFF	TIME OF DAY		
1 -		106.3	54.185	94.3	31.421	99.4	1:55.541	83.87	2.827	15:39:29.179	
2 -	27.933	105.1	54.225	<b>95.3</b>	<b>30.991</b>	99.1	1:53.149	85.65	0.435	15:41:22.328	
3 -	27.631	<b>107.7</b>	53.809	95.1	31.410	97.9	1:52.850 (3)	85.87	0.136	15:43:15.178	
4 -	27.839	106.8	<b>53.634</b>	94.9	31.241	99.1	<b>1:52.714 (1)</b>	<b>85.98</b>		<b>15:45:07.892</b>	
5 -	<b>27.536</b>	107.3	55.072	94.3	32.194	99.4	1:54.802	84.41	2.088	15:47:02.694	
6 -	29.287	103.5	54.508	94.3	31.178	<b>99.5</b>	1:54.973	84.29	2.259	15:48:57.667	
7 -	27.778	107.0	54.315	94.6	31.345	98.9	1:53.438	85.43	0.724	15:50:51.105	
8 -	27.708	107.3	53.870	94.6	31.182	<b>99.5</b>	1:52.760 (2)	85.94	0.046	15:52:43.865	
9 -	27.750	107.2	54.018	95.1	31.160	98.9	1:52.928	85.81	0.214	15:54:36.793	
10 -	27.717	107.0	53.977	94.6	31.364	99.2	1:53.058	85.71	0.344	15:56:29.851	
11 -	27.802	107.3	54.476	94.9	32.191	99.2	1:54.469	84.66	1.755	15:58:24.320	

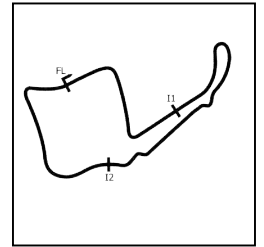
P2		23 R		Harry GAMBLE			Elite Motorsport				
IDEAL LAP TIME : 1:52.134		BEST LAP TIME : 1:52.134			DIFFERENCE : 0.000						
LAP	SECTOR 1	SECTOR 2		SECTOR 3		LAP TIME	MPH	DIFF	TIME OF DAY		
1 -		107.5	54.201	95.1	31.571	99.2	1:56.108	83.46	3.974	15:39:29.746	
2 -	28.932	95.5	54.396	95.1	31.331	99.4	1:54.659	84.52	2.525	15:41:24.405	
3 -	<b>27.526</b>	<b>108.5</b>	<b>53.565</b>	95.0	<b>31.043</b>	99.7	<b>1:52.134 (1)</b>	<b>86.42</b>		<b>15:43:16.539</b>	
4 -	27.614	<b>108.5</b>	53.644	<b>95.3</b>	31.202	99.1	1:52.460 (2)	86.17	0.326	15:45:08.999	
5 -	27.599	107.7	54.018	94.9	32.201	<b>100.1</b>	1:53.818	85.14	1.684	15:47:02.817	
6 -	29.858	101.9	54.488	95.1	31.453	98.1	1:55.799	83.69	3.665	15:48:58.616	
7 -	27.941	107.0	53.943	94.7	31.264	99.2	1:53.148	85.65	1.014	15:50:51.764	
8 -	27.808	108.2	54.637	94.6	31.503	97.5	1:53.948	85.05	1.814	15:52:45.712	
9 -	27.830	108.2	53.918	94.6	31.340	99.1	1:53.088	85.69	0.954	15:54:38.800	
10 -	27.819	107.5	54.125	<b>95.3</b>	31.439	99.1	1:53.383	85.47	1.249	15:56:32.183	
11 -	27.566	108.2	53.830	95.0	31.294	99.5	1:52.690 (3)	85.99	0.556	15:58:24.873	

P3		77 R		Gareth THOMAS			W2R				
IDEAL LAP TIME : 1:52.521		BEST LAP TIME : 1:52.549			DIFFERENCE : 0.028						
LAP	SECTOR 1	SECTOR 2		SECTOR 3		LAP TIME	MPH	DIFF	TIME OF DAY		
1 -		107.2	56.827	94.1	31.463	99.7	1:59.424	81.15	6.875	15:39:33.062	
2 -	28.037	108.2	54.560	95.0	31.366	100.3	1:53.963	85.03	1.414	15:41:27.025	
3 -	27.803	<b>108.9</b>	54.093	95.0	31.494	100.4	1:53.390	85.46	0.841	15:43:20.415	
4 -	<b>27.619</b>	<b>108.9</b>	53.913	95.5	31.190	100.0	1:52.722 (2)	85.97	0.173	15:45:13.137	
5 -	27.684	107.7	54.099	95.1	31.438	99.7	1:53.221	85.59	0.672	15:47:06.358	
6 -	27.847	108.7	54.043	95.4	31.511	100.3	1:53.401	85.46	0.852	15:48:59.759	
7 -	27.863	108.2	54.478	95.3	31.231	100.1	1:53.572	85.33	1.023	15:50:53.331	
8 -	27.622	108.5	53.781	95.5	31.488	99.8	1:52.891 (3)	85.84	0.342	15:52:46.222	
9 -	27.828	<b>108.9</b>	55.022	85.8	31.727	100.3	1:54.577	84.58	2.028	15:54:40.799	
10 -	27.647	<b>108.9</b>	<b>53.776</b>	<b>96.0</b>	<b>31.126</b>	100.4	<b>1:52.549 (1)</b>	<b>86.10</b>		<b>15:56:33.348</b>	
11 -	27.648	108.5	54.019	95.5	31.284	<b>100.6</b>	1:52.951	85.80	0.402	15:58:26.299	

P4		3 GTA		Julian WANTLING ©			E3 Sport				
IDEAL LAP TIME : 1:52.455		BEST LAP TIME : 1:52.764			DIFFERENCE : 0.309						
LAP	SECTOR 1	SECTOR 2		SECTOR 3		LAP TIME	MPH	DIFF	TIME OF DAY		
1 -		107.5	58.218	94.2	31.672	99.5	2:00.625	80.34	7.861	15:39:34.263	
2 -	27.932	107.2	54.519	94.6	31.374	100.3	1:53.825	85.14	1.061	15:41:28.088	
3 -	28.057	107.7	54.091	95.1	31.373	<b>100.4</b>	1:53.521	85.37	0.757	15:43:21.609	
4 -	27.869	107.7	<b>53.834</b>	95.1	<b>31.061</b>	<b>100.4</b>	<b>1:52.764 (1)</b>	<b>85.94</b>		<b>15:45:14.373</b>	
5 -	<b>27.560</b>	107.5	54.265	95.0	31.200	100.0	1:53.025 (2)	85.74	0.261	15:47:07.398	
6 -	27.623	<b>108.4</b>	54.156	94.9	31.378	100.1	1:53.157 (3)	85.64	0.393	15:49:00.555	
7 -	28.595	105.0	54.082	95.0	31.262	<b>100.4</b>	1:53.939	85.05	1.175	15:50:54.494	
8 -	27.681	108.2	54.450	94.1	31.574	99.1	1:53.705	85.23	0.941	15:52:48.199	
9 -	27.737	107.8	53.930	<b>95.4</b>	31.536	100.3	1:53.203	85.60	0.439	15:54:41.402	
10 -	27.801	107.8	54.555	95.0	31.437	99.8	1:53.793	85.16	1.029	15:56:35.195	
11 -	27.908	107.8	55.007	94.7	31.257	100.0	1:54.172	84.88	1.408	15:58:29.367	

# 2024 Ginetta GT Academy

## RACE 3 - ROUND 1 - SECTOR ANALYSIS



SECTOR 1 = FL to I1, SECTOR 2 = I1 to I2, SECTOR 3 = I2 to FL, DIFF = Difference To Personal Best Lap, P = Crossed Finish Line in Pit Lane, D = Time Disallowed

P5		21 R		Luke SHAW			W2R				
IDEAL LAP TIME : 1:52.649		BEST LAP TIME : 1:53.086			DIFFERENCE : 0.437						
LAP	SECTOR 1	SECTOR 2	SECTOR 3	LAP TIME	MPH	DIFF	TIME OF DAY				
1 -		108.2	58.012	93.5	31.583	99.7	2:01.059	80.05	7.973	15:39:34.697	
2 -	28.227	106.0	54.989	94.7	31.153	100.1	1:54.369	84.73	1.283	15:41:29.066	
3 -	27.883	107.8	54.197	95.3	31.333	99.8	1:53.413	85.45	0.327	15:43:22.479	
4 -	27.865	107.0	<b>54.050</b>	94.5	31.422	100.0	1:53.337	85.50	0.251	15:45:15.816	
5 -	27.602	107.8	54.407	95.0	31.077	<b>100.3</b>	<b>1:53.086 (1)</b>	<b>85.69</b>		<b>15:47:08.902</b>	
6 -	<b>27.601</b>	107.5	54.379	94.7	31.142	100.1	1:53.122 (2)	85.67	0.036	15:49:02.024	
7 -	27.793	<b>108.5</b>	54.325	94.6	31.035	100.1	1:53.153 (3)	85.64	0.067	15:50:55.177	
8 -	27.806	107.5	54.358	94.7	31.191	<b>100.3</b>	1:53.355	85.49	0.269	15:52:48.532	
9 -	27.931	108.2	54.624	94.5	31.074	100.0	1:53.629	85.28	0.543	15:54:42.161	
10 -	27.920	107.0	54.385	<b>95.7</b>	<b>30.998</b>	99.8	1:53.303	85.53	0.217	15:56:35.464	
11 -	28.135	107.5	54.814	95.3	31.270	100.1	1:54.219	84.84	1.133	15:58:29.683	

P6		11 GTA		Amy TOMLINSON			W2R				
IDEAL LAP TIME : 1:53.781		BEST LAP TIME : 1:54.077			DIFFERENCE : 0.296						
LAP	SECTOR 1	SECTOR 2	SECTOR 3	LAP TIME	MPH	DIFF	TIME OF DAY				
1 -		107.8	58.518	92.6	31.755	99.4	2:02.215	79.29	8.138	15:39:35.853	
2 -	28.707	108.0	55.699	94.9	31.500	<b>100.0</b>	1:55.906	83.61	1.829	15:41:31.759	
3 -	28.214	<b>109.4</b>	55.813	95.0	<b>31.116</b>	99.4	1:55.143	84.16	1.066	15:43:26.902	
4 -	<b>27.711</b>	108.7	55.029	<b>95.3</b>	31.337	98.6	<b>1:54.077 (1)</b>	<b>84.95</b>		<b>15:45:20.979</b>	
5 -	27.800	106.8	55.070	94.6	31.247	98.9	1:54.117 (2)	84.92	0.040	15:47:15.096	
6 -	27.983	108.0	<b>54.954</b>	94.6	31.389	99.4	1:54.326	84.76	0.249	15:49:09.422	
7 -	27.820	108.4	55.016	94.1	31.285	99.4	1:54.121 (3)	84.92	0.044	15:51:03.543	
8 -	27.831	108.0	55.405	94.3	31.577	98.3	1:54.813	84.40	0.736	15:52:58.356	
9 -	28.019	107.7	55.272	94.6	31.762	98.9	1:55.053	84.23	0.976	15:54:53.409	
10 -	28.183	107.0	55.225	94.7	31.578	98.8	1:54.986	84.28	0.909	15:56:48.395	
11 -	28.109	107.7	55.127	94.6	31.697	98.9	1:54.933	84.32	0.856	15:58:43.328	

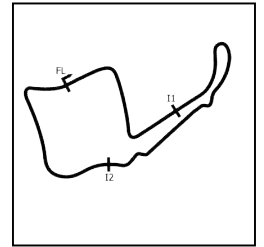
P7		59 R		Thomas BALFE			W2R				
IDEAL LAP TIME : 1:53.424		BEST LAP TIME : 1:54.058			DIFFERENCE : 0.634						
LAP	SECTOR 1	SECTOR 2	SECTOR 3	LAP TIME	MPH	DIFF	TIME OF DAY				
1 -		108.9	57.880	95.0	31.935	<b>101.5</b>	2:02.804	78.91	8.746	15:39:36.442	
2 -	28.648	109.1	55.425	95.7	31.543	<b>101.5</b>	1:55.616	83.82	1.558	15:41:32.058	
3 -	28.236	110.1	55.650	<b>96.1</b>	31.323	100.1	1:55.209	84.11	1.151	15:43:27.267	
4 -	<b>27.657</b>	<b>110.3</b>	55.092	95.0	<b>31.309</b>	101.3	<b>1:54.058 (1)</b>	<b>84.96</b>		<b>15:45:21.325</b>	
5 -	29.476	106.6	54.780	94.2	31.626	99.5	1:55.882	83.63	1.824	15:47:17.207	
6 -	28.260	107.5	54.977	94.3	31.713	99.5	1:54.950	84.30	0.892	15:49:12.157	
7 -	28.490	107.5	54.843	94.5	31.598	99.7	1:54.931	84.32	0.873	15:51:07.088	
8 -	28.087	107.8	54.691	94.6	31.531	99.4	1:54.309 (3)	84.78	0.251	15:53:01.397	
9 -	28.311	107.3	54.635	94.1	31.942	99.4	1:54.888	84.35	0.830	15:54:56.285	
10 -	28.170	106.3	54.565	94.2	31.468	99.7	1:54.203 (2)	84.86	0.145	15:56:50.488	
11 -	28.424	106.5	<b>54.458</b>	94.6	31.567	99.7	1:54.449	84.67	0.391	15:58:44.937	

P8		88 GTA		Marc ELMAN			SVG Motorsport				
IDEAL LAP TIME : 1:53.826		BEST LAP TIME : 1:54.075			DIFFERENCE : 0.249						
LAP	SECTOR 1	SECTOR 2	SECTOR 3	LAP TIME	MPH	DIFF	TIME OF DAY				
1 -		108.5	57.903	94.6	31.875	<b>101.3</b>	2:02.565	79.07	8.490	15:39:36.203	
2 -	28.724	108.9	56.047	94.6	31.494	100.9	1:56.265	83.35	2.190	15:41:32.468	
3 -	28.569	<b>109.6</b>	55.656	94.1	31.561	100.0	1:55.786	83.70	1.711	15:43:28.254	
4 -	<b>27.753</b>	<b>109.6</b>	54.941	94.7	<b>31.381</b>	100.6	<b>1:54.075 (1)</b>	<b>84.95</b>		<b>15:45:22.329</b>	
5 -	28.724	108.2	55.899	94.5	31.400	99.7	1:56.023	83.52	1.948	15:47:18.352	
6 -	28.112	107.5	55.347	95.1	31.613	99.2	1:55.072	84.21	0.997	15:49:13.424	
7 -	28.001	108.7	54.826	94.6	31.443	99.7	1:54.270 (2)	84.81	0.195	15:51:07.694	
8 -	28.164	108.4	54.733	94.9	31.403	100.3	1:54.300 (3)	84.78	0.225	15:53:01.994	
9 -	28.093	108.7	54.693	<b>95.4</b>	31.741	99.7	1:54.527	84.62	0.452	15:54:56.521	
10 -	28.507	105.6	<b>54.692</b>	94.9	31.464	98.8	1:54.663	84.51	0.588	15:56:51.184	
11 -	28.197	108.4	54.766	95.0	31.414	100.3	1:54.377	84.73	0.302	15:58:45.561	



# 2024 Ginetta GT Academy

## RACE 3 - ROUND 1 - SECTOR ANALYSIS



SECTOR 1 = FL to I1, SECTOR 2 = I1 to I2, SECTOR 3 = I2 to FL, DIFF = Difference To Personal Best Lap, P = Crossed Finish Line in Pit Lane, D = Time Disallowed

P9 42 GTA Mike WEST ©			E3 Sport							
IDEAL LAP TIME : 1:54.561		BEST LAP TIME : 1:55.076		DIFFERENCE : 0.515						
LAP	SECTOR 1	SECTOR 2	SECTOR 3	LAP TIME	MPH	DIFF	TIME OF DAY			
1 -	107.2	58.883	93.4	32.128	99.5	2:04.719	77.70	9.643	15:39:38.357	
2 -	28.892	106.6	56.043	94.1	31.943	99.7	1:56.878	82.91	1.802	15:41:35.235
3 -	28.150	108.0	55.548	<b>94.5</b>	<b>31.437</b>	99.8	1:55.135 (3)	84.17	0.059	15:43:30.370
4 -	28.091	107.2	55.923	93.8	31.613	99.5	1:55.627	83.81	0.551	15:45:25.997
5 -	28.381	106.8	56.243	93.9	32.035	98.8	1:56.659	83.07	1.583	15:47:22.656
6 -	28.271	107.3	55.560	93.7	31.901	99.7	1:55.732	83.73	0.656	15:49:18.388
7 -	<b>27.906</b>	<b>108.2</b>	55.311	93.8	31.915	<b>100.0</b>	1:55.132 (2)	84.17	0.056	15:51:13.520
8 -	27.927	107.7	<b>55.218</b>	94.2	31.931	<b>100.0</b>	<b>1:55.076 (1)</b>	<b>84.21</b>		<b>15:53:08.596</b>
9 -	28.042	107.2	56.314	93.3	32.153	99.1	1:56.509	83.18	1.433	15:55:05.105
10 -	28.660	106.6	55.311	94.1	31.525	99.7	1:55.496	83.91	0.420	15:57:00.601
11 -	28.368	107.3	55.645	94.3	31.796	99.2	1:55.809	83.68	0.733	15:58:56.410

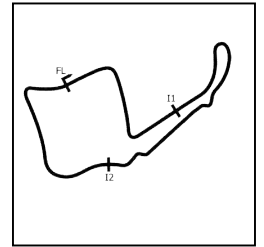
P10 6 R Peter THOMPSON ©			W2R							
IDEAL LAP TIME : 1:54.830		BEST LAP TIME : 1:55.527		DIFFERENCE : 0.697						
LAP	SECTOR 1	SECTOR 2	SECTOR 3	LAP TIME	MPH	DIFF	TIME OF DAY			
1 -	104.5	58.441	93.5	32.077	99.5	2:05.206	77.40	9.679	15:39:38.844	
2 -	28.778	106.5	56.085	93.2	31.908	99.5	1:56.771	82.99	1.244	15:41:35.615
3 -	28.623	106.6	55.064	<b>94.3</b>	31.938	99.5	1:55.625	83.81	0.098	15:43:31.240
4 -	<b>28.212</b>	106.5	55.447	93.9	32.169	99.4	1:55.828	83.66	0.301	15:45:27.068
5 -	28.965	105.5	55.266	94.2	31.864	99.7	1:56.095	83.47	0.568	15:47:23.163
6 -	28.509	<b>107.2</b>	55.259	93.4	31.965	<b>100.0</b>	1:55.733	83.73	0.206	15:49:18.896
7 -	28.527	106.6	55.241	94.1	31.821	99.7	1:55.589 (3)	83.84	0.062	15:51:14.485
8 -	28.909	105.8	<b>54.914</b>	93.9	<b>31.704</b>	<b>100.0</b>	<b>1:55.527 (1)</b>	<b>83.88</b>		<b>15:53:10.012</b>
9 -	28.634	106.6	55.088	94.1	31.966	98.6	1:55.688	83.77	0.161	15:55:05.700
10 -	28.880	106.5	55.275	93.7	31.840	<b>100.0</b>	1:55.995	83.54	0.468	15:57:01.695
11 -	28.553	106.5	55.091	94.1	31.926	99.2	1:55.570 (2)	83.85	0.043	15:58:57.265

P11 63 R Ali AL JUFFALI			SVG Motorsport							
IDEAL LAP TIME : 1:54.165		BEST LAP TIME : 1:54.165		DIFFERENCE : 0.000						
LAP	SECTOR 1	SECTOR 2	SECTOR 3	LAP TIME	MPH	DIFF	TIME OF DAY			
1 -	106.0	58.786	94.7	32.726	100.6	2:06.788	76.43	12.623	15:39:40.426	
2 -	28.999	106.8	57.139	94.2	32.067	101.0	1:58.205	81.98	4.040	15:41:38.631
3 -	28.307	109.2	56.729	94.1	31.868	100.6	1:56.904	82.89	2.739	15:43:35.535
4 -	28.379	108.5	56.137	94.3	31.603	101.2	1:56.119	83.46	1.954	15:45:31.654
5 -	28.801	107.8	55.280	95.7	31.992	100.0	1:56.073	83.49	1.908	15:47:27.727
6 -	28.694	<b>109.6</b>	55.575	95.1	31.613	101.6	1:55.882	83.63	1.717	15:49:23.609
7 -	28.456	108.7	54.980	95.4	31.581	101.0	1:55.017 (2)	84.25	0.852	15:51:18.626
8 -	28.402	108.7	55.508	<b>96.4</b>	31.626	101.3	1:55.536	83.88	1.371	15:53:14.162
9 -	28.236	108.5	54.900	96.1	31.908	100.3	1:55.044 (3)	84.23	0.879	15:55:09.206
10 -	28.361	108.9	55.107	95.8	32.268	99.2	1:55.736	83.73	1.571	15:57:04.942
11 -	<b>28.144</b>	109.4	<b>54.556</b>	96.0	<b>31.465</b>	<b>101.8</b>	<b>1:54.165 (1)</b>	<b>84.88</b>		<b>15:58:59.107</b>

P12 47 GTA Emma TOMLINSON			W2R							
IDEAL LAP TIME : 1:53.482		BEST LAP TIME : 1:53.482		DIFFERENCE : 0.000						
LAP	SECTOR 1	SECTOR 2	SECTOR 3	LAP TIME	MPH	DIFF	TIME OF DAY			
1 -	106.6	56.814	94.6	32.102	100.4	2:03.285	78.60	9.803	15:39:36.923	
2 -	28.683	108.7	55.860	95.3	31.511	100.6	1:56.054	83.50	2.572	15:41:32.977
3 -	27.879	108.9	55.399	<b>95.7</b>	31.412	100.3	1:54.690	84.49	1.208	15:43:27.667
4 -	27.883	<b>109.1</b>	54.859	95.3	31.357	<b>100.9</b>	1:54.099 (3)	84.93	0.617	15:45:21.766
5 -	54.504	106.0	54.346	94.5	31.463	99.7	2:20.313	69.06	26.831	15:47:42.079
6 -	28.032	107.3	54.906	94.1	31.715	100.0	1:54.653	84.52	1.171	15:49:36.732
7 -	28.182	107.3	54.746	94.1	31.687	99.8	1:54.615	84.55	1.133	15:51:31.347
8 -	<b>27.875</b>	107.7	<b>54.275</b>	94.6	<b>31.332</b>	100.6	<b>1:53.482 (1)</b>	<b>85.39</b>		<b>15:53:24.829</b>
9 -	27.984	108.2	55.128	94.9	31.472	99.8	1:54.584	84.57	1.102	15:55:19.413
10 -	28.033	107.0	54.402	94.2	31.601	99.7	1:54.036 (2)	84.98	0.554	15:57:13.449
11 -	28.079	107.7	54.519	94.6	31.581	99.4	1:54.179	84.87	0.697	15:59:07.628

# 2024 Ginetta GT Academy

## RACE 3 - ROUND 1 - SECTOR ANALYSIS



SECTOR 1 = FL to I1, SECTOR 2 = I1 to I2, SECTOR 3 = I2 to FL, DIFF = Difference To Personal Best Lap, P = Crossed Finish Line in Pit Lane, D = Time Disallowed

P13 33 R		Mike TAYLOR					W2R			
IDEAL LAP TIME : 1:52.148		BEST LAP TIME : 1:52.359					DIFFERENCE : 0.211			
LAP	SECTOR 1	SECTOR 2		SECTOR 3		LAP TIME	MPH	DIFF	TIME OF DAY	
1 -		<b>108.0</b>	1:43.841	93.8	31.481	98.8	2:45.839	58.43	53.480	15:40:19.477
2 -	27.997	107.2	54.165	94.3	31.530	97.8	1:53.692	85.24	1.333	15:42:13.169
3 -	27.967	107.5	53.918	95.1	31.140	99.5	1:53.025 (3)	85.74	0.666	15:44:06.194
4 -	27.640	107.3	54.038	95.1	31.417	91.1	1:53.095	85.69	0.736	15:45:59.289
5 -	28.446	105.8	54.295	94.3	31.152	99.1	1:53.893	85.09	1.534	15:47:53.182
6 -	27.844	<b>108.0</b>	54.294	94.9	31.650	99.7	1:53.788	85.16	1.429	15:49:46.970
7 -	27.638	107.8	<b>53.870</b>	95.3	<b>30.851</b>	<b>100.4</b>	<b>1:52.359 (1)</b>	<b>86.25</b>		<b>15:51:39.329</b>
8 -	27.516	107.8	53.930	94.6	31.180	98.8	1:52.626 (2)	86.04	0.267	15:53:31.955
9 -	<b>27.427</b>	<b>108.0</b>	54.665	93.0	31.631	98.5	1:53.723	85.21	1.364	15:55:25.678
10 -	28.018	107.3	54.579	<b>95.4</b>	31.626	100.3	1:54.223	84.84	1.864	15:57:19.901
11 -	27.922	107.8	54.212	94.2	31.459	99.8	1:53.593	85.31	1.234	15:59:13.494

P14 81 GTA		Phil MCGARTY ©					Xentek Motorsport			
IDEAL LAP TIME : 1:56.091		BEST LAP TIME : 1:56.160					DIFFERENCE : 0.069			
LAP	SECTOR 1	SECTOR 2		SECTOR 3		LAP TIME	MPH	DIFF	TIME OF DAY	
1 -		105.0	58.687	92.3	32.565	99.1	2:06.163	76.81	10.003	15:39:39.801
2 -	28.975	107.0	56.835	92.5	32.422	98.3	1:58.232	81.96	2.072	15:41:38.033
3 -	28.835	107.0	57.479	93.0	32.171	<b>99.7</b>	1:58.485	81.79	2.325	15:43:36.518
4 -	28.587	<b>107.2</b>	56.381	93.2	32.570	98.2	1:57.538	82.45	1.378	15:45:34.056
5 -	29.373	105.6	56.645	92.3	32.547	98.3	1:58.565	81.73	2.405	15:47:32.621
6 -	28.853	106.0	56.683	92.8	32.280	98.5	1:57.816	82.25	1.656	15:49:30.437
7 -	28.720	106.0	56.178	92.6	32.070	98.5	1:56.968 (3)	82.85	0.808	15:51:27.405
8 -	28.566	105.8	56.145	92.9	31.978	99.2	1:56.689 (2)	83.05	0.529	15:53:24.094
9 -	28.513	105.5	56.473	92.8	32.061	98.6	1:57.047	82.79	0.887	15:55:21.141
10 -	<b>28.355</b>	105.5	55.877	93.0	<b>31.928</b>	98.2	<b>1:56.160 (1)</b>	<b>83.43</b>		<b>15:57:17.301</b>
11 -	28.812	106.6	<b>55.808</b>	<b>93.3</b>	32.649	97.5	1:57.269	82.64	1.109	15:59:14.570

P15 12 R		Paul THOMAS					W2R			
IDEAL LAP TIME : 1:52.911		BEST LAP TIME : 1:53.045					DIFFERENCE : 0.134			
LAP	SECTOR 1	SECTOR 2		SECTOR 3		LAP TIME	MPH	DIFF	TIME OF DAY	
1 -		107.3	57.480	94.2	31.897	99.5	2:01.970	79.45	8.925	15:39:35.608
2 -	28.652	107.3	55.521	94.9	31.721	99.7	1:55.894	83.62	2.849	15:41:31.502
3 -	28.296	107.2	54.811	<b>95.3</b>	31.460	100.4	1:54.567	84.59	1.522	15:43:26.069
4 -	28.298	106.8	54.972	95.1	31.803	100.4	1:55.073	84.21	2.028	15:45:21.142
5 -	1:01.206	106.5	55.011	94.3	31.647	100.1	2:27.864	65.54	34.819	15:47:49.006
6 -	28.439	108.2	54.961	94.2	31.463	100.4	1:54.863	84.37	1.818	15:49:43.869
7 -	28.065	108.2	54.364	94.1	31.401	100.6	1:53.830 (2)	85.13	0.785	15:51:37.699
8 -	<b>27.807</b>	<b>108.5</b>	<b>54.125</b>	94.7	<b>31.113</b>	<b>100.7</b>	<b>1:53.045 (1)</b>	<b>85.72</b>		<b>15:53:30.744</b>
9 -	<b>27.673</b>	<b>108.5</b>	55.212	93.8	31.874	100.1	1:54.759	84.44	1.714	15:55:25.503
10 -	28.056	107.5	54.589	94.6	31.614	99.5	1:54.259 (3)	84.81	1.214	15:57:19.762
11 -	28.647	<b>108.5</b>	1:21.301	94.1	31.680	99.1	2:21.628	68.42	28.583	15:59:41.390

P16 44 R		Lucie HODGSON ©					W2R			
IDEAL LAP TIME : 2:01.729		BEST LAP TIME : 2:01.890					DIFFERENCE : 0.161			
LAP	SECTOR 1	SECTOR 2		SECTOR 3		LAP TIME	MPH	DIFF	TIME OF DAY	
1 -		104.6	59.733	92.1	33.876	99.4	2:10.105	74.48	8.215	15:39:43.743
2 -	31.429	103.7	59.526	92.4	34.484	98.1	2:05.439	77.25	3.549	15:41:49.182
3 -	30.864	<b>104.8</b>	58.166	<b>92.6</b>	34.517	98.3	2:03.547	78.44	1.657	15:43:52.729
4 -	30.668	104.2	58.581	91.3	33.933	99.1	2:03.182	78.67	1.292	15:45:55.911
5 -	31.763	103.4	58.429	92.4	33.780	99.4	2:03.972	78.17	2.082	15:47:59.883
6 -	30.819	104.0	58.369	<b>92.6</b>	34.165	97.8	2:03.353	78.56	1.463	15:50:03.236
7 -	30.939	104.5	58.807	91.3	33.635	99.2	2:03.381	78.54	1.491	15:52:06.617
8 -	30.705	104.0	58.627	92.0	33.715	98.6	2:03.047 (3)	78.76	1.157	15:54:09.664
9 -	30.891	103.7	58.504	91.9	33.654	98.9	2:03.049	78.75	1.159	15:56:12.713
10 -	<b>30.531</b>	104.2	<b>57.775</b>	92.3	<b>33.584</b>	<b>99.5</b>	<b>2:01.890 (1)</b>	<b>79.50</b>		<b>15:58:14.603</b>
11 -	<b>30.370</b>	104.3	58.782	91.8	33.748	98.3	2:02.900 (2)	78.85	1.010	16:00:17.503

# 2024 Ginetta GT Academy

## RACE 3 - ROUND 1 - BEST SECTORS

SECTOR 1			SECTOR 2			SECTOR 3			IDEAL / BEST COMPARISON						
POS	NO	NAME	TIME	NO	NAME	TIME	NO	NAME	TIME	POS	NO	NAME	IDEAL	BEST	DIFF
												<b>PERFECT LAP</b>	<b>1:51.843</b>		
1	33	TAYLOR	27.427	23	GAMBLE	53.565	33	TAYLOR	30.851	1	23	GAMBLE	1:52.134	1:52.134	0.000
2	23	GAMBLE	27.526	24	NICHOLAS	53.634	24	NICHOLAS	30.991	2	33	TAYLOR	1:52.148	1:52.359	0.211
3	24	NICHOLAS	27.536	77	THOMAS	53.776	21	SHAW	30.998	3	24	NICHOLAS	1:52.161	1:52.714	0.553
4	3	WANTLING ©	27.560	3	WANTLING ©	53.834	23	GAMBLE	31.043	4	3	WANTLING ©	1:52.455	1:52.764	0.309
5	21	SHAW	27.601	33	TAYLOR	53.870	3	WANTLING ©	31.061	5	77	THOMAS	1:52.521	1:52.549	0.028
6	77	THOMAS	27.619	21	SHAW	54.050	12	THOMAS	31.113	6	21	SHAW	1:52.649	1:53.086	0.437
7	59	BALFE	27.657	12	THOMAS	54.125	11	TOMLINSON	31.116	7	12	THOMAS	1:52.911	1:53.045	0.134
8	12	THOMAS	27.673	47	TOMLINSON	54.275	77	THOMAS	31.126	8	59	BALFE	1:53.424	1:54.058	0.634
9	11	TOMLINSON	27.711	59	BALFE	54.458	59	BALFE	31.309	9	47	TOMLINSON	1:53.482	1:53.482	0.000
10	88	ELMAN	27.753	63	AL JUFFALI	54.556	47	TOMLINSON	31.332	10	11	TOMLINSON	1:53.781	1:54.077	0.296
11	47	TOMLINSON	27.875	88	ELMAN	54.692	88	ELMAN	31.381	11	88	ELMAN	1:53.826	1:54.075	0.249
12	42	WEST ©	27.906	6	THOMPSON ©	54.914	42	WEST ©	31.437	12	63	AL JUFFALI	1:54.165	1:54.165	0.000
13	63	AL JUFFALI	28.144	11	TOMLINSON	54.954	63	AL JUFFALI	31.465	13	42	WEST ©	1:54.561	1:55.076	0.515
14	6	THOMPSON ©	28.212	42	WEST ©	55.218	6	THOMPSON ©	31.704	14	6	THOMPSON ©	1:54.830	1:55.527	0.697
15	81	MCGARTY ©	28.355	81	MCGARTY ©	55.808	81	MCGARTY ©	31.928	15	81	MCGARTY ©	1:56.091	1:56.160	0.069
16	44	HODGSON ©	30.370	44	HODGSON ©	57.775	44	HODGSON ©	33.584	16	44	HODGSON ©	2:01.729	2:01.890	0.161

## 2024 Ginetta GT Academy

### RACE 3 - ROUND 1 - BEST SPEEDS

POS	INTERMEDIATE 1			INTERMEDIATE 2			FINISH LINE		
	NO	NAME	MPH	NO	NAME	MPH	NO	NAME	MPH
1	59	BALFE	110.3	63	AL JUFFALI	96.4	63	AL JUFFALI	101.8
2	88	ELMAN	109.6	59	BALFE	96.1	59	BALFE	101.5
3	63	AL JUFFALI	109.6	77	THOMAS	96.0	88	ELMAN	101.3
4	11	TOMLINSON	109.4	21	SHAW	95.7	47	TOMLINSON	100.9
5	47	TOMLINSON	109.1	47	TOMLINSON	95.7	12	THOMAS	100.7
6	77	THOMAS	108.9	3	WANTLING ©	95.4	77	THOMAS	100.6
7	23	GAMBLE	108.5	88	ELMAN	95.4	3	WANTLING ©	100.4
8	21	SHAW	108.5	33	TAYLOR	95.4	33	TAYLOR	100.4
9	12	THOMAS	108.5	24	NICHOLAS	95.3	21	SHAW	100.3
10	3	WANTLING ©	108.4	23	GAMBLE	95.3	23	GAMBLE	100.1
11	42	WEST ©	108.2	11	TOMLINSON	95.3	11	TOMLINSON	100.0
12	33	TAYLOR	108.0	12	THOMAS	95.3	42	WEST ©	100.0
13	24	NICHOLAS	107.7	42	WEST ©	94.5	6	THOMPSON ©	100.0
14	6	THOMPSON ©	107.2	6	THOMPSON ©	94.3	81	MCGARTY ©	99.7
15	81	MCGARTY ©	107.2	81	MCGARTY ©	93.3	24	NICHOLAS	99.5
16	44	HODGSON ©	104.8	44	HODGSON ©	92.6	44	HODGSON ©	99.5

# 2024 Ginetta GT Academy

## RACE 3 - ROUND 1 - STATISTICS

**Competitors Started** 16  
**Planned Start** 2024-03-30 @ 15:35:00.000  
**Actual Start** 2024-03-30 @ 15:37:33.637  
**Finish Time** 2024-03-30 @ 15:58:23.936  
**Track Length** 2.6920mi.  
**Total Laps** 176  
**Total Distance Covered** 473.7970mi.

### Session Fastest Lap History

NO	CL	NAME	LAP TIME	TIME OF DAY	LAP	VEHICLE
24	R	James NICHOLAS	1:53.149	15:41:22.349	2	W2R
24	R	James NICHOLAS	1:52.850	15:43:15.200	3	W2R
23	R	Harry GAMBLE	1:52.134	15:43:16.562	3	Elite Motorsport

### Session Leader History

NO	CL	NAME	FROM LAP	LAPS LED	DISTANCE	VEHICLE
24	R	James NICHOLAS	1	11	29.61 miles	W2R

### Flag History

TYPE	TIME OF DAY
GREEN	15:37:33.637
FINISH	15:58:23.936

### Flag Statistics

TYPE	COUNT	TOTAL LAPS	TOTAL TIME
Green	1	11	22:49.029
Red	0	0	0.000
Safety Car	0	0	0.000
FCY	0	0	0.000

## 2024 Ginetta GT Academy

### RACE 3 - ROUND 1 - STATISTICS

CLASS : GTA

6 Starters

#### Fastest Lap History

NO	NAME	LAP TIME	TIME OF DAY	LAP	VEHICLE
3	Julian WANTLING ©	1:53.825	15:41:28.110	2	E3 Sport
3	Julian WANTLING ©	1:53.521	15:43:21.631	3	E3 Sport
3	Julian WANTLING ©	1:52.764	15:45:14.395	4	E3 Sport

#### Leader History

NO	NAME	FROM LAP	LAPS LED	DISTANCE	VEHICLE
3	Julian WANTLING ©	1	11	29.61 miles	E3 Sport

## 2024 Ginetta GT Academy

### RACE 3 - ROUND 1 - STATISTICS

**CLASS : ROOKIE**

10 Starters

#### Fastest Lap History

NO	NAME	LAP TIME	TIME OF DAY	LAP	VEHICLE
24	James NICHOLAS	<b>1:53.149</b>	15:41:22.349	2	W2R
24	James NICHOLAS	<b>1:52.850</b>	15:43:15.200	3	W2R
23	Harry GAMBLE	<b>1:52.134</b>	15:43:16.562	3	Elite Motorsport

#### Leader History

NO	NAME	FROM LAP	LAPS LED	DISTANCE	VEHICLE
24	James NICHOLAS	1	11	29.61 miles	W2R

# 2024 Ginetta GT Academy

## RACE 3 - ROUND 1 - WEATHER CONDITIONS

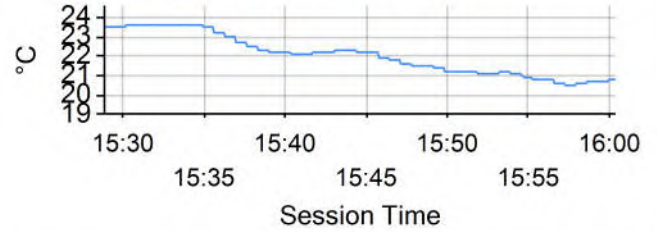
### Air Temperature

Min: 13.2°C Max: 13.6°C



### Track Temperature

Min: 20.5°C Max: 23.6°C



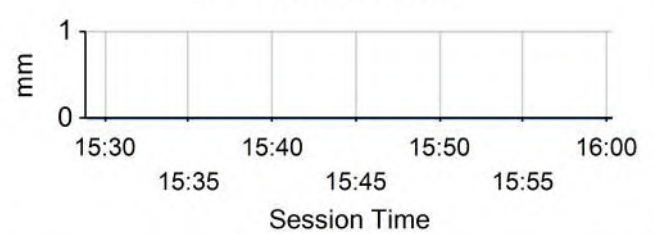
### Humidity

Min: 46% Max: 49%



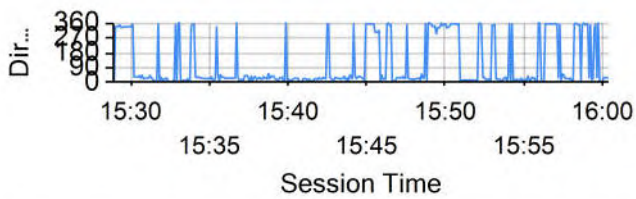
### Daily Rainfall

Min: 0mm Max: 0mm



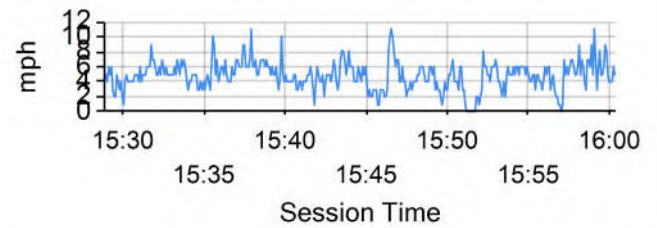
### Wind Direction

North = 0/360, East = 90, South = 180, West = 270



### Wind Speed

Min: 0mph Max: 11mph





## 2024 Ginetta GT Academy

### RACE 8 - ROUND 2 - CLASSIFICATION

Race Distance: 7 Laps / 18.84 miles

POS	NO	CL	PIC	NAME	NAT	ENTRY	LAPS	TIME	GAP	DIFF	MPH	BEST	ON	GRD	↑↓
1	33	R	1	Mike TAYLOR	GBR	W2R	7	19:29.808			57.99	2:02.955	7	1	0
2	21	R	2	Luke SHAW	GBR	W2R	7	19:31.308	1.500	1.500	57.91	2:04.065	7	6	4
3	23	R	3	Harry GAMBLE	GBR	Elite Motorsport	7	19:31.413	1.605	0.105	57.91	2:03.466	4	4	1
4	3	GTA	1	Julian WANTLING ©	GBR	E3 Sport	7	19:33.884	4.076	2.471	57.79	2:05.610	7	2	-2
5	88	GTA	2	Marc ELMAN	GBR	SVG Motorsport	7	19:34.674	4.866	0.790	57.75	2:05.724	7	9	4
6	6	R	4	Peter THOMPSON ©	GBR	W2R	7	19:36.948	7.140	2.274	57.63	2:06.700	7	10	4
7	12	R	5	Paul THOMAS	GBR	W2R	7	19:38.757	8.949	1.809	57.55	2:07.405	7	11	4
8	59	R	6	Thomas BALFE	GBR	W2R	7	19:39.102	9.294	0.345	57.53	2:07.235	7	14	6
9	42	GTA	3	Mike WEST ©	GBR	E3 Sport	7	19:42.609	12.801	3.507	57.36	2:09.816	4	13	4
10	81	GTA	4	Phil MCGARTY ©	GBR	Xentek Motorsport	7	19:42.870	13.062	0.261	57.35	2:09.062	4	15	5
11	24	R	7	James NICHOLAS	GBR	W2R	7	19:43.217	13.409	0.347	57.33	2:06.755	7	3	-8
12	63	R	8	Ali AL JUFFALI	KSA	SVG Motorsport	7	19:45.038	15.230	1.821	57.24	2:06.957	4	12	0
13	47	GTA	5	Emma TOMLINSON	GBR	W2R	7	19:45.794	15.986	0.756	57.20	2:09.118	4	7	-6
14	11	GTA	6	Amy TOMLINSON	GBR	W2R	7	19:53.301	23.493	7.507	56.84	2:06.022	4	8	-6
15	44	R	9	Lucie HODGSON ©	GBR	W2R	7	19:53.537	23.729	0.236	56.83	2:13.100	4	16	1
16	77	R	10	Gareth THOMAS	GBR	W2R	6	19:46.120	1 Lap	1 Lap	49.02	2:06.464	4	5	-11

#### FASTEST LAP

33	R	Mike TAYLOR	GBR	W2R	7	2:02.955	78.81 mph	126.84 kph
3	GTA	Julian WANTLING ©	GBR	E3 Sport	7	2:05.610	77.15 mph	124.16 kph

Weather / Track : Rain / Wet

These results are provisional until the conclusion of any judicial and technical matters.

Date: 01/04/2024 Start: 10:09 Finish: 10:29

Oulton Park International: 2.6920 miles

Clerk Of Course: Paul Levitt

Stewards:

Timekeeper: Gethin Rees



Results can be found at [www.tsl-timing.com](http://www.tsl-timing.com)

Printed - 10:33 Monday, 01 April 2024

# 2024 Ginetta GT Academy

## RACE 8 - ROUND 2 - LAP CHART

LAP 1 @ 10:15:26.079			LAP 2 @ 10:17:32.911			LAP 3 @ 10:19:40.379			LAP 4 @ 10:21:45.770			LAP 5 @ 10:23:51.175		
NO	BEHIND	LAP TIME	NO	BEHIND	LAP TIME	NO	BEHIND	LAP TIME	NO	BEHIND	LAP TIME	NO	BEHIND	LAP TIME
<b>33</b>		5:48.687	<b>33</b>		2:06.832	<b>33</b>		2:07.468	<b>33</b>		2:05.391	<b>33</b>		2:05.405
<b>3</b>	4.378	5:53.065	<b>3</b>	6.723	2:09.177	<b>21</b>	5.511	2:05.491	<b>21</b>	4.798	2:04.678	<b>21</b>	5.601	2:06.208
<b>21</b>	6.637	5:55.324	<b>21</b>	7.488	2:07.683	<b>3</b>	5.637	2:06.382	<b>3</b>	6.279	2:06.033	<b>23</b>	7.136	2:05.264
<b>77</b>	7.208	5:55.895	<b>77</b>	8.772	2:08.396	<b>77</b>	7.808	2:06.504	<b>23</b>	7.277	2:03.466	<b>3</b>	9.838	2:08.964
<b>88</b>	7.947	5:56.634	<b>88</b>	9.716	2:08.601	<b>88</b>	8.787	2:06.539	<b>77</b>	8.881	2:06.464	<b>88</b>	11.128	2:06.839
<b>47</b>	10.361	5:59.048	<b>23</b>	13.192	2:06.666	<b>23</b>	9.202	2:03.478	<b>88</b>	9.694	2:06.298	<b>6</b>	24.051	2:10.279
<b>6</b>	11.468	6:00.155	<b>6</b>	15.447	2:10.811	<b>6</b>	17.359	2:09.380	<b>6</b>	19.177	2:07.209	<b>12</b>	24.694	2:09.468
<b>12</b>	11.810	6:00.497	<b>12</b>	16.512	2:11.534	<b>12</b>	18.190	2:09.146	<b>12</b>	20.631	2:07.832	<b>59</b>	31.879	2:11.485
<b>23</b>	13.358	6:02.045	<b>42</b>	22.091	2:14.339	<b>59</b>	23.563	2:08.173	<b>59</b>	25.799	2:07.627	<b>42</b>	41.397	2:14.194
<b>42</b>	14.584	6:03.271	<b>63</b>	22.270	2:14.280	<b>42</b>	28.183	2:13.560	<b>42</b>	32.608	2:09.816	<b>81</b>	41.879	2:13.597
<b>63</b>	14.822	6:03.509	<b>59</b>	22.858	2:13.052	<b>81</b>	30.016	2:12.718	<b>81</b>	33.687	2:09.062	<b>11</b>	43.721	2:13.459
<b>59</b>	16.638	6:05.325	<b>81</b>	24.766	2:14.614	<b>47</b>	30.614	2:11.217	<b>47</b>	34.341	2:09.118	<b>47</b>	45.906	2:16.970
<b>81</b>	16.984	6:05.671	<b>47</b>	26.865	2:23.336	<b>11</b>	35.036	2:10.010	<b>11</b>	35.667	2:06.022	<b>63</b>	46.851	2:10.895
<b>44</b>	20.222	6:08.909	<b>44</b>	31.188	2:17.798	<b>63</b>	39.795	2:24.993	<b>63</b>	41.361	2:06.957	<b>24</b>	47.883	2:09.646
<b>11</b>	31.301	6:19.988	<b>11</b>	32.494	2:08.025	<b>44</b>	40.407	2:16.687	<b>24</b>	43.642	2:07.787	<b>44</b>	58.130	2:15.419
<b>24</b>	39.027	6:27.714	<b>24</b>	40.464	2:08.269	<b>24</b>	41.246	2:08.250	<b>44</b>	48.116	2:13.100			

## 2024 Ginetta GT Academy

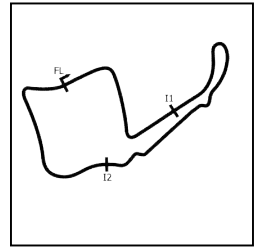
### RACE 8 - ROUND 2 - LAP CHART

LAP 6 @ 10:27:04.245			LAP 7 @ 10:29:07.200		
NO	BEHIND	LAP TIME	NO	BEHIND	LAP TIME
33		3:13.070	33		2:02.955
21	0.390	3:07.859	21	1.500	2:04.065
23	1.052	3:06.986	23	1.605	2:03.508
3	1.421	3:04.653	3	4.076	2:05.610
88	2.097	3:04.039	88	4.866	2:05.724
6	3.395	2:52.414	6	7.140	2:06.700
12	4.499	2:52.875	12	8.949	2:07.405
59	5.014	2:46.205	59	9.294	2:07.235
42	5.884	2:37.557	42	12.801	2:09.872
81	6.356	2:37.547	81	13.062	2:09.661
11	7.259	2:36.608	24	13.409	2:06.755
47	8.925	2:36.089	63	15.230	2:08.997
63	9.188	2:35.407	47	15.986	2:10.016
24	9.609	2:34.796	77	1 Lap	2:09.143
77	1 Lap	5:19.718	11	23.493	2:19.189
44	11.519	2:26.459	44	23.729	2:15.165



# 2024 Ginetta GT Academy

## RACE 8 - ROUND 2 - SECTOR ANALYSIS



SECTOR 1 = FL to I1, SECTOR 2 = I1 to I2, SECTOR 3 = I2 to FL, DIFF = Difference To Personal Best Lap, P = Crossed Finish Line in Pit Lane, D = Time Disallowed

P1		33 R		Mike TAYLOR		W2R				
IDEAL LAP TIME : 2:02.955		BEST LAP TIME : 2:02.955		DIFFERENCE : 0.000						
LAP	SECTOR 1	SECTOR 2	SECTOR 3	LAP TIME	MPH	DIFF	TIME OF DAY			
1 -		104.0	1:00.601	89.1	34.723	96.8	5:48.687	27.79	3:45.732	10:15:26.079
2 -	31.648	102.7	1:00.385	90.0	34.799	96.9	2:06.832	76.41	3.877	10:17:32.911
3 -	31.211	103.8	1:01.380	90.1	34.877	96.5	2:07.468	76.02	4.513	10:19:40.379
4 -	31.094	104.0	1:00.131	89.9	34.166	<b>97.3</b>	2:05.391 (2)	77.28	2.436	10:21:45.770
5 -	30.446	104.5	59.154	<b>90.8</b>	<b>35.805</b>	<b>79.2</b>	<b>2:05.405</b> (3)	77.28	2.450	<b>10:23:51.175</b>
6 -	<b>42.461</b>	<b>54.6</b>	<b>1:33.188</b>	<b>35.9</b>	57.421	96.9	3:13.070	50.19	1:10.115	10:27:04.245
7 -	<b>30.142</b>	<b>105.3</b>	<b>58.671</b>	90.0	<b>34.142</b>	96.5	<b>2:02.955</b> (1)	<b>78.81</b>		<b>10:29:07.200</b>

P2		21 R		Luke SHAW		W2R				
IDEAL LAP TIME : 2:03.680		BEST LAP TIME : 2:04.065		DIFFERENCE : 0.385						
LAP	SECTOR 1	SECTOR 2	SECTOR 3	LAP TIME	MPH	DIFF	TIME OF DAY			
1 -		99.7	1:03.474	89.1	35.816	93.2	5:55.324	27.27	3:51.259	10:15:32.716
2 -	30.835	103.4	1:01.597	89.4	35.251	96.8	2:07.683	75.90	3.618	10:17:40.399
3 -	30.518	103.4	1:00.816	90.3	<b>34.157</b>	96.9	2:05.491 (3)	77.22	1.426	10:19:45.890
4 -	30.721	103.7	59.745	<b>90.9</b>	34.212	96.9	2:04.678 (2)	77.73	0.613	10:21:50.568
5 -	30.512	104.3	59.736	86.1	<b>35.960</b>	<b>87.9</b>	<b>2:06.208</b>	76.78	2.143	<b>10:23:56.776</b>
6 -	<b>37.629</b>	<b>54.1</b>	<b>1:33.058</b>	<b>36.7</b>	57.172	<b>97.1</b>	3:07.859	51.58	1:03.794	10:27:04.635
7 -	<b>30.412</b>	<b>105.5</b>	<b>59.111</b>	90.6	34.542	94.7	<b>2:04.065</b> (1)	<b>78.11</b>		<b>10:29:08.700</b>

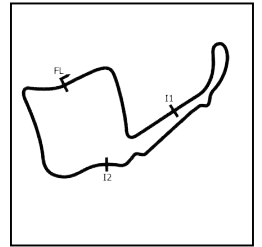
P3		23 R		Harry GAMBLE		Elite Motorsport				
IDEAL LAP TIME : 2:01.853		BEST LAP TIME : 2:03.466		DIFFERENCE : 1.613						
LAP	SECTOR 1	SECTOR 2	SECTOR 3	LAP TIME	MPH	DIFF	TIME OF DAY			
1 -		102.9	1:10.715	88.3	35.515	97.2	6:02.045	26.76	3:58.579	10:15:39.437
2 -	30.739	105.3	1:01.421	90.1	34.506	97.1	2:06.666	76.51	3.200	10:17:46.103
3 -	30.270	<b>106.1</b>	58.949	<b>90.9</b>	34.259	97.3	2:03.478 (2)	78.48	0.012	10:19:49.581
4 -	30.435	105.6	59.324	90.8	<b>33.707</b>	<b>98.2</b>	<b>2:03.466</b> (1)	<b>78.49</b>		<b>10:21:53.047</b>
5 -	<b>29.661</b>	106.0	<b>58.485</b>	<b>90.9</b>	<b>37.118</b>	<b>74.3</b>	<b>2:05.264</b>	77.36	1.798	<b>10:23:58.311</b>
6 -	<b>36.979</b>	<b>53.4</b>	<b>1:33.287</b>	<b>39.6</b>	56.720	96.6	3:06.986	51.82	1:03.520	10:27:05.297
7 -	30.442	106.0	58.783	<b>90.9</b>	34.283	93.5	2:03.508 (3)	78.46	0.042	10:29:08.805

P4		3 GTA		Julian WANTLING ©		E3 Sport				
IDEAL LAP TIME : 2:04.680		BEST LAP TIME : 2:05.610		DIFFERENCE : 0.930						
LAP	SECTOR 1	SECTOR 2	SECTOR 3	LAP TIME	MPH	DIFF	TIME OF DAY			
1 -		103.0	1:02.505	87.2	35.650	96.4	5:53.065	27.44	3:47.455	10:15:30.457
2 -	31.878	102.4	1:02.422	89.9	34.877	97.3	2:09.177	75.02	3.567	10:17:39.634
3 -	30.868	103.7	1:00.687	90.0	34.827	93.5	2:06.382 (3)	76.68	0.772	10:19:46.016
4 -	30.895	<b>105.5</b>	1:00.874	90.6	<b>34.264</b>	<b>98.1</b>	2:06.033 (2)	76.89	0.423	10:21:52.049
5 -	<b>30.595</b>	104.6	1:01.915	<b>91.4</b>	<b>36.454</b>	<b>85.7</b>	<b>2:08.964</b>	75.14	3.354	<b>10:24:01.013</b>
6 -	<b>35.364</b>	<b>64.2</b>	<b>1:32.887</b>	<b>42.6</b>	56.402	96.8	3:04.653	52.48	59.043	10:27:05.666
7 -	31.174	104.0	<b>59.821</b>	91.0	34.615	97.1	<b>2:05.610</b> (1)	<b>77.15</b>		<b>10:29:11.276</b>

P5		88 GTA		Marc ELMAN		SVG Motorsport				
IDEAL LAP TIME : 2:05.583		BEST LAP TIME : 2:05.724		DIFFERENCE : 0.141						
LAP	SECTOR 1	SECTOR 2	SECTOR 3	LAP TIME	MPH	DIFF	TIME OF DAY			
1 -		101.5	1:04.187	89.4	35.225	97.6	5:56.634	27.17	3:50.910	10:15:34.026
2 -	31.570	105.0	1:02.176	90.0	34.855	97.5	2:08.601	75.35	2.877	10:17:42.627
3 -	31.383	105.0	1:00.735	90.3	34.421	98.5	2:06.539 (3)	76.58	0.815	10:19:49.166
4 -	<b>30.802</b>	104.6	1:00.918	<b>90.8</b>	34.578	98.2	2:06.298 (2)	76.73	0.574	10:21:55.464
5 -	30.924	104.0	1:00.482	89.4	<b>35.433</b>	<b>94.7</b>	<b>2:06.839</b>	76.40	1.115	<b>10:24:02.303</b>
6 -	<b>35.379</b>	<b>82.7</b>	<b>1:32.158</b>	<b>43.1</b>	56.502	<b>98.8</b>	3:04.039	52.65	58.315	10:27:06.342
7 -	30.943	<b>105.1</b>	<b>1:00.407</b>	90.0	<b>34.374</b>	98.3	<b>2:05.724</b> (1)	<b>77.08</b>		<b>10:29:12.066</b>

# 2024 Ginetta GT Academy

## RACE 8 - ROUND 2 - SECTOR ANALYSIS



SECTOR 1 = FL to I1, SECTOR 2 = I1 to I2, SECTOR 3 = I2 to FL, DIFF = Difference To Personal Best Lap, P = Crossed Finish Line in Pit Lane, D = Time Disallowed

P6		6 R		Peter THOMPSON ©			W2R			
IDEAL LAP TIME : 2:06.208		BEST LAP TIME : 2:06.700			DIFFERENCE : 0.492					
LAP	SECTOR 1		SECTOR 2		SECTOR 3		LAP TIME	MPH	DIFF	TIME OF DAY
1 -		101.3	1:05.293	85.8	36.151	95.5	6:00.155	26.90	3:53.455	10:15:37.547
2 -	31.655	102.7	1:03.371	90.0	35.785	96.5	2:10.811	74.08	4.111	10:17:48.358
3 -	31.372	<b>103.2</b>	1:02.676	88.4	35.332	96.6	2:09.380 (3)	74.90	2.680	10:19:57.738
4 -	<b>31.323</b>	102.4	1:00.954	89.1	34.932	97.2	2:07.209 (2)	76.18	0.509	10:22:04.947
5 -	31.324	101.9	<b>1:01.158</b>	<b>74.7</b>	<b>37.797</b>	<b>95.8</b>	<b>2:10.279</b>	74.38	3.579	<b>10:24:15.226</b>
6 -	<b>34.821</b>	<b>98.5</b>	<b>1:20.948</b>	<b>43.3</b>	56.645	96.0	2:52.414	56.20	45.714	10:27:07.640
7 -	31.815	103.0	<b>1:00.427</b>	<b>90.9</b>	<b>34.458</b>	<b>97.5</b>	<b>2:06.700 (1)</b>	<b>76.49</b>		<b>10:29:14.340</b>

P7		12 R		Paul THOMAS			W2R			
IDEAL LAP TIME : 2:06.788		BEST LAP TIME : 2:07.405			DIFFERENCE : 0.617					
LAP	SECTOR 1		SECTOR 2		SECTOR 3		LAP TIME	MPH	DIFF	TIME OF DAY
1 -		96.1	1:05.471	90.0	35.816	98.5	6:00.497	26.88	3:53.092	10:15:37.889
2 -	32.089	102.9	1:03.691	90.3	35.754	97.8	2:11.534	73.67	4.129	10:17:49.423
3 -	32.013	103.2	1:01.676	89.8	35.457	98.2	2:09.146 (3)	75.04	1.741	10:19:58.569
4 -	31.519	<b>104.0</b>	1:01.636	<b>90.6</b>	34.677	<b>98.6</b>	2:07.832 (2)	75.81	0.427	10:22:06.401
5 -	<b>31.449</b>	103.5	<b>1:00.824</b>	<b>79.7</b>	<b>37.195</b>	<b>98.2</b>	<b>2:09.468</b>	74.85	2.063	<b>10:24:15.869</b>
6 -	<b>34.568</b>	<b>96.9</b>	<b>1:21.701</b>	<b>40.6</b>	56.606	96.8	2:52.875	56.05	45.470	10:27:08.744
7 -	31.609	103.8	1:01.281	90.4	<b>34.515</b>	98.2	<b>2:07.405 (1)</b>	<b>76.06</b>		<b>10:29:16.149</b>

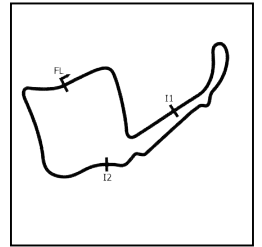
P8		59 R		Thomas BALFE			W2R			
IDEAL LAP TIME : 2:06.570		BEST LAP TIME : 2:07.235			DIFFERENCE : 0.665					
LAP	SECTOR 1		SECTOR 2		SECTOR 3		LAP TIME	MPH	DIFF	TIME OF DAY
1 -		100.1	1:07.453	88.6	37.047	96.1	6:05.325	26.52	3:58.090	10:15:42.717
2 -	<b>31.209</b>	105.3	1:04.852	73.1	36.991	98.3	2:13.052	72.83	5.817	10:17:55.769
3 -	32.603	102.6	<b>1:00.772</b>	90.3	34.798	96.9	2:08.173 (3)	75.61	0.938	10:20:03.942
4 -	31.214	104.5	1:01.208	91.5	35.205	97.6	2:07.627 (2)	75.93	0.392	10:22:11.569
5 -	31.907	103.7	<b>1:01.804</b>	<b>79.5</b>	<b>37.774</b>	<b>91.6</b>	<b>2:11.485</b>	73.70	4.250	<b>10:24:23.054</b>
6 -	<b>34.364</b>	<b>101.0</b>	<b>1:15.690</b>	<b>41.7</b>	56.151	97.8	2:46.205	58.30	38.970	10:27:09.259
7 -	31.462	<b>105.6</b>	1:01.184	<b>92.0</b>	<b>34.589</b>	<b>99.4</b>	<b>2:07.235 (1)</b>	<b>76.16</b>		<b>10:29:16.494</b>

P9		42 GTA		Mike WEST ©			E3 Sport			
IDEAL LAP TIME : 2:08.997		BEST LAP TIME : 2:09.816			DIFFERENCE : 0.819					
LAP	SECTOR 1		SECTOR 2		SECTOR 3		LAP TIME	MPH	DIFF	TIME OF DAY
1 -		96.5	1:06.288	83.9	37.321	94.6	6:03.271	26.67	3:53.455	10:15:40.663
2 -	32.113	101.9	1:05.393	84.9	36.833	95.7	2:14.339	72.14	4.523	10:17:55.002
3 -	33.985	98.1	1:02.804	87.0	36.771	90.8	2:13.560 (3)	72.56	3.744	10:20:08.562
4 -	<b>31.413</b>	102.1	1:02.714	88.0	35.689	96.4	<b>2:09.816 (1)</b>	<b>74.65</b>		<b>10:22:18.378</b>
5 -	31.990	101.8	<b>1:03.720</b>	<b>84.9</b>	<b>38.484</b>	<b>95.0</b>	<b>2:14.194</b>	72.21	4.378	<b>10:24:32.572</b>
6 -	<b>39.665</b>	<b>88.8</b>	<b>1:03.279</b>	<b>70.8</b>	54.613	<b>96.6</b>	2:37.557	61.50	27.741	10:27:10.129
7 -	32.288	<b>103.4</b>	<b>1:01.954</b>	<b>88.3</b>	<b>35.630</b>	95.5	2:09.872 (2)	74.62	0.056	10:29:20.001

P10		81 GTA		Phil MCGARTY ©			Xentek Motorsport			
IDEAL LAP TIME : 2:08.735		BEST LAP TIME : 2:09.062			DIFFERENCE : 0.327					
LAP	SECTOR 1		SECTOR 2		SECTOR 3		LAP TIME	MPH	DIFF	TIME OF DAY
1 -		95.4	1:07.109	87.9	38.057	96.0	6:05.671	26.50	3:56.609	10:15:43.063
2 -	32.723	103.0	1:03.745	87.1	38.146	95.0	2:14.614	71.99	5.552	10:17:57.677
3 -	32.827	102.9	1:03.650	88.8	36.241	96.4	2:12.718 (3)	73.02	3.656	10:20:10.395
4 -	<b>31.711</b>	<b>103.8</b>	<b>1:02.278</b>	<b>90.5</b>	35.073	95.7	<b>2:09.062 (1)</b>	<b>75.09</b>		<b>10:22:19.457</b>
5 -	31.726	<b>103.8</b>	<b>1:03.347</b>	<b>86.3</b>	<b>38.524</b>	<b>96.5</b>	<b>2:13.597</b>	72.54	4.535	<b>10:24:33.054</b>
6 -	<b>39.624</b>	<b>83.0</b>	<b>1:03.704</b>	<b>79.6</b>	54.219	96.2	2:37.547	61.51	28.485	10:27:10.601
7 -	32.178	101.5	1:02.737	89.0	<b>34.746</b>	<b>98.3</b>	2:09.661 (2)	74.74	0.599	10:29:20.262

# 2024 Ginetta GT Academy

## RACE 8 - ROUND 2 - SECTOR ANALYSIS



SECTOR 1 = FL to I1, SECTOR 2 = I1 to I2, SECTOR 3 = I2 to FL, DIFF = Difference To Personal Best Lap, P = Crossed Finish Line in Pit Lane, D = Time Disallowed

P11 24 R		James NICHOLAS				W2R				
IDEAL LAP TIME : 2:06.640		BEST LAP TIME : 2:06.755				DIFFERENCE : 0.115				
LAP	SECTOR 1		SECTOR 2		SECTOR 3		LAP TIME	MPH	DIFF	TIME OF DAY
1 -		103.2	1:36.381	89.0	35.964	96.6	6:27.714	24.99	4:20.959	10:16:05.106
2 -	31.617	103.5	1:01.469	89.7	35.183	97.5	2:08.269	75.55	1.514	10:18:13.375
3 -	31.397	102.6	1:01.671	89.9	35.182	96.8	2:08.250 (3)	75.56	1.495	10:20:21.625
4 -	31.905	103.2	1:01.322	<b>91.4</b>	34.560	97.8	2:07.787 (2)	75.83	1.032	10:22:29.412
5 -	<b>31.131</b>	103.8	1:01.434	<b>88.8</b>	<b>37.081</b>	<b>97.1</b>	<b>2:09.646</b>	74.75	2.891	<b>10:24:39.058</b>
6 -	<b>37.462</b>	<b>83.3</b>	1:05.031	<b>89.8</b>	52.303	97.9	2:34.796	62.60	28.041	10:27:13.854
7 -	31.246	<b>105.6</b>	<b>1:01.310</b>	90.9	<b>34.199</b>	<b>98.8</b>	<b>2:06.755 (1)</b>	<b>76.45</b>		<b>10:29:20.609</b>

P12 63 R		Ali AL JUFFALI				SVG Motorsport				
IDEAL LAP TIME : 2:06.702		BEST LAP TIME : 2:06.957				DIFFERENCE : 0.255				
LAP	SECTOR 1		SECTOR 2		SECTOR 3		LAP TIME	MPH	DIFF	TIME OF DAY
1 -		97.1	1:06.331	87.4	37.135	99.2	6:03.509	26.66	3:56.552	10:15:40.901
2 -	32.171	105.5	1:05.427	72.9	36.682	99.5	2:14.280	72.17	7.323	10:17:55.181
3 -	31.413	105.3	<b>1:01.114</b>	91.5	52.466	86.5	2:24.993	66.83	18.036	10:20:20.174
4 -	31.365	<b>105.6</b>	1:01.213	91.8	<b>34.379</b>	<b>99.8</b>	<b>2:06.957 (1)</b>	<b>76.33</b>		<b>10:22:27.131</b>
5 -	<b>31.209</b>	105.1	1:02.308	<b>88.0</b>	<b>37.378</b>	<b>92.5</b>	<b>2:10.895 (3)</b>	74.03	3.938	<b>10:24:38.026</b>
6 -	<b>37.659</b>	<b>83.9</b>	1:05.085	<b>91.0</b>	52.663	98.3	2:35.407	62.36	28.450	10:27:13.433
7 -	31.997	104.2	1:02.021	<b>92.3</b>	34.979	99.4	2:08.997 (2)	75.12	2.040	10:29:22.430

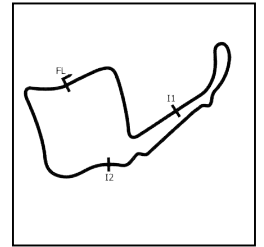
P13 47 GTA		Emma TOMLINSON				W2R				
IDEAL LAP TIME : 2:07.378		BEST LAP TIME : 2:09.118				DIFFERENCE : 1.740				
LAP	SECTOR 1		SECTOR 2		SECTOR 3		LAP TIME	MPH	DIFF	TIME OF DAY
1 -		103.8	1:06.004	88.6	35.321	97.1	5:59.048	26.99	3:49.930	10:15:36.440
2 -	<b>30.859</b>	<b>105.1</b>	1:03.550	<b>90.5</b>	48.927	94.6	2:23.336	67.61	14.218	10:17:59.776
3 -	31.777	103.8	1:03.591	88.6	35.849	97.1	2:11.217 (3)	73.85	2.099	10:20:10.993
4 -	32.599	103.8	<b>1:00.635</b>	90.0	<b>34.884</b>	<b>97.3</b>	<b>2:09.118 (1)</b>	<b>75.05</b>		<b>10:22:20.111</b>
5 -	34.155	97.9	1:05.393	<b>84.6</b>	<b>37.422</b>	<b>96.4</b>	<b>2:16.970</b>	70.75	7.852	<b>10:24:37.081</b>
6 -	<b>37.788</b>	<b>84.4</b>	1:04.843	<b>89.1</b>	53.458	96.1	2:36.089	62.08	26.971	10:27:13.170
7 -	31.619	104.3	1:01.871	86.9	36.526	96.8	2:10.016 (2)	74.53	0.898	10:29:23.186

P14 11 GTA		Amy TOMLINSON				W2R				
IDEAL LAP TIME : 2:06.002		BEST LAP TIME : 2:06.022				DIFFERENCE : 0.020				
LAP	SECTOR 1		SECTOR 2		SECTOR 3		LAP TIME	MPH	DIFF	TIME OF DAY
1 -		95.5	1:03.118	87.6	35.655	94.2	6:19.988	25.50	4:13.966	10:15:57.380
2 -	31.677	101.2	1:01.502	88.1	34.846	96.9	2:08.025 (2)	75.69	2.003	10:18:05.405
3 -	33.945	100.3	1:01.634	89.3	<b>34.431</b>	96.5	2:10.010 (3)	74.54	3.988	10:20:15.415
4 -	<b>30.733</b>	104.6	<b>1:00.838</b>	<b>90.3</b>	34.451	<b>97.1</b>	<b>2:06.022 (1)</b>	<b>76.90</b>		<b>10:22:21.437</b>
5 -	33.283	98.9	1:03.085	<b>88.3</b>	<b>37.091</b>	<b>96.6</b>	<b>2:13.459</b>	72.61	7.437	<b>10:24:34.896</b>
6 -	<b>38.474</b>	<b>85.2</b>	1:04.772	<b>87.2</b>	53.362	96.5	2:36.608	61.88	30.586	10:27:11.504
7 -	31.444	<b>106.0</b>	1:11.904	84.2	35.841	95.8	2:19.189	69.62	13.167	10:29:30.693

P15 44 R		Lucie HODGSON ©				W2R				
IDEAL LAP TIME : 2:12.796		BEST LAP TIME : 2:13.100				DIFFERENCE : 0.304				
LAP	SECTOR 1		SECTOR 2		SECTOR 3		LAP TIME	MPH	DIFF	TIME OF DAY
1 -		98.1	1:07.152	87.9	38.612	93.3	6:08.909	26.27	3:55.809	10:15:46.301
2 -	34.333	101.0	1:04.726	88.1	38.739	94.9	2:17.798	70.32	4.698	10:18:04.099
3 -	35.129	98.1	1:04.079	89.3	37.479	93.7	2:16.687	70.90	3.587	10:20:20.786
4 -	33.707	102.2	<b>1:02.864</b>	<b>90.0</b>	<b>36.529</b>	<b>97.1</b>	<b>2:13.100 (1)</b>	<b>72.81</b>		<b>10:22:33.886</b>
5 -	34.024	100.6	1:03.998	<b>81.9</b>	<b>37.397</b>	<b>94.1</b>	<b>2:15.419 (3)</b>	71.56	2.319	<b>10:24:49.305</b>
6 -	<b>33.805</b>	<b>101.8</b>	1:03.565	<b>89.4</b>	49.089	93.3	2:26.459	66.17	13.359	10:27:15.764
7 -	<b>33.403</b>	<b>102.4</b>	1:04.977	89.4	36.785	96.2	2:15.165 (2)	71.69	2.065	10:29:30.929

# 2024 Ginetta GT Academy

## RACE 8 - ROUND 2 - SECTOR ANALYSIS



SECTOR 1 = FL to I1, SECTOR 2 = I1 to I2, SECTOR 3 = I2 to FL, DIFF = Difference To Personal Best Lap, P = Crossed Finish Line in Pit Lane, D = Time Disallowed

P16		77 R		Gareth THOMAS			W2R			
IDEAL LAP TIME : 2:05.589		BEST LAP TIME : 2:06.464			DIFFERENCE : 0.875					
LAP	SECTOR 1		SECTOR 2		SECTOR 3		LAP TIME	MPH	DIFF	TIME OF DAY
1 -		100.1	1:03.618	89.9	35.615	95.5	5:55.895	27.23	3:49.431	10:15:33.287
2 -	31.825	104.3	1:01.872	<b>91.1</b>	34.699	97.3	2:08.396 <b>(3)</b>	75.47	1.932	10:17:41.683
3 -	31.627	103.4	<b>1:00.453</b>	91.0	34.424	97.6	2:06.504 <b>(2)</b>	76.60	0.040	10:19:48.187
<b>4 -</b>	<b>30.823</b>	<b>104.5</b>	1:01.328	90.9	<b>34.313</b>	97.8	<b>2:06.464 (1)</b>	<b>76.63</b>		<b>10:21:54.651</b>
5 -	<b>3:24.964</b>	<b>80.9</b>	<b>1:03.756</b>	<b>90.8</b>	50.998	97.1	5:19.718	30.31	3:13.254	10:27:14.369
6 -	32.019	98.8	1:01.878	90.4	35.246	<b>97.9</b>	2:09.143	75.04	2.679	10:29:23.512



# 2024 Ginetta GT Academy

## RACE 8 - ROUND 2 - BEST SECTORS

SECTOR 1			SECTOR 2			SECTOR 3			IDEAL / BEST COMPARISON						
POS	NO	NAME	TIME	NO	NAME	TIME	NO	NAME	TIME	POS	NO	NAME	IDEAL	BEST	DIFF
													<b>PERFECT LAP</b>	<b>2:01.853</b>	
1	23	GAMBLE	29.661	23	GAMBLE	58.485	23	GAMBLE	33.707	1	23	GAMBLE	2:01.853	2:03.466	1.613
2	33	TAYLOR	30.142	33	TAYLOR	58.671	33	TAYLOR	34.142	2	33	TAYLOR	2:02.955	2:02.955	0.000
3	21	SHAW	30.412	21	SHAW	59.111	21	SHAW	34.157	3	21	SHAW	2:03.680	2:04.065	0.385
4	3	WANTLING ©	30.595	3	WANTLING ©	59.821	24	NICHOLAS	34.199	4	3	WANTLING ©	2:04.680	2:05.610	0.930
5	11	TOMLINSON	30.733	88	ELMAN	1:00.407	3	WANTLING ©	34.264	5	88	ELMAN	2:05.583	2:05.724	0.141
6	88	ELMAN	30.802	6	THOMPSON ©	1:00.427	77	THOMAS	34.313	6	77	THOMAS	2:05.589	2:06.464	0.875
7	77	THOMAS	30.823	77	THOMAS	1:00.453	88	ELMAN	34.374	7	11	TOMLINSON	2:06.002	2:06.022	0.020
8	47	TOMLINSON	30.859	59	BALFE	1:00.772	63	AL JUFFALI	34.379	8	6	THOMPSON ©	2:06.208	2:06.700	0.492
9	24	NICHOLAS	31.131	12	THOMAS	1:00.824	11	TOMLINSON	34.431	9	59	BALFE	2:06.570	2:07.235	0.665
10	59	BALFE	31.209	11	TOMLINSON	1:00.838	6	THOMPSON ©	34.458	10	24	NICHOLAS	2:06.640	2:06.755	0.115
11	63	AL JUFFALI	31.209	63	AL JUFFALI	1:01.114	12	THOMAS	34.515	11	63	AL JUFFALI	2:06.702	2:06.957	0.255
12	6	THOMPSON ©	31.323	24	NICHOLAS	1:01.310	59	BALFE	34.589	12	12	THOMAS	2:06.788	2:07.405	0.617
13	42	WEST ©	31.413	47	TOMLINSON	1:01.635	81	MCGARTY ©	34.746	13	47	TOMLINSON	2:07.378	2:09.118	1.740
14	12	THOMAS	31.449	42	WEST ©	1:01.954	47	TOMLINSON	34.884	14	81	MCGARTY ©	2:08.735	2:09.062	0.327
15	81	MCGARTY ©	31.711	81	MCGARTY ©	1:02.278	42	WEST ©	35.630	15	42	WEST ©	2:08.997	2:09.816	0.819
16	44	HODGSON ©	33.403	44	HODGSON ©	1:02.864	44	HODGSON ©	36.529	16	44	HODGSON ©	2:12.796	2:13.100	0.304

# 2024 Ginetta GT Academy

## RACE 8 - ROUND 2 - BEST SPEEDS

POS	INTERMEDIATE 1			INTERMEDIATE 2			FINISH LINE		
	NO	NAME	MPH	NO	NAME	MPH	NO	NAME	MPH
1	23	GAMBLE	106.1	63	AL JUFFALI	92.3	63	AL JUFFALI	99.8
2	11	TOMLINSON	106.0	59	BALFE	92.0	59	BALFE	99.4
3	59	BALFE	105.6	3	WANTLING ©	91.4	88	ELMAN	98.8
4	24	NICHOLAS	105.6	24	NICHOLAS	91.4	24	NICHOLAS	98.8
5	63	AL JUFFALI	105.6	77	THOMAS	91.1	12	THOMAS	98.6
6	21	SHAW	105.5	21	SHAW	90.9	81	MCGARTY ©	98.3
7	3	WANTLING ©	105.5	23	GAMBLE	90.9	23	GAMBLE	98.2
8	33	TAYLOR	105.3	6	THOMPSON ©	90.9	3	WANTLING ©	98.1
9	88	ELMAN	105.1	33	TAYLOR	90.8	77	THOMAS	97.9
10	47	TOMLINSON	105.1	88	ELMAN	90.8	6	THOMPSON ©	97.5
11	77	THOMAS	104.5	12	THOMAS	90.6	33	TAYLOR	97.3
12	12	THOMAS	104.0	81	MCGARTY ©	90.5	47	TOMLINSON	97.3
13	81	MCGARTY ©	103.8	47	TOMLINSON	90.5	21	SHAW	97.1
14	42	WEST ©	103.4	11	TOMLINSON	90.3	11	TOMLINSON	97.1
15	6	THOMPSON ©	103.2	44	HODGSON ©	90.0	44	HODGSON ©	97.1
16	44	HODGSON ©	102.4	42	WEST ©	88.3	42	WEST ©	96.6

# 2024 Ginetta GT Academy

## RACE 8 - ROUND 2 - STATISTICS

**Competitors Started** 16  
**Planned Start** 2024-04-01 @ 10:05:00.000  
**Actual Start** 2024-04-01 @ 10:09:37.391  
**Finish Time** 2024-04-01 @ 10:29:06.377  
**Track Length** 2.6920mi.  
**Total Laps** 111  
**Total Distance Covered** 298.8151mi.

### Session Fastest Lap History

NO	CL	NAME	LAP TIME	TIME OF DAY	LAP	VEHICLE
33	R	Mike TAYLOR	2:06.832	10:17:32.934	2	W2R
23	R	Harry GAMBLE	2:06.666	10:17:46.127	2	Elite Motorsport
21	R	Luke SHAW	2:05.491	10:19:45.901	3	W2R
23	R	Harry GAMBLE	2:03.478	10:19:49.604	3	Elite Motorsport
23	R	Harry GAMBLE	2:03.466	10:21:53.069	4	Elite Motorsport
33	R	Mike TAYLOR	2:02.955	10:29:07.224	7	W2R

### Session Leader History

NO	CL	NAME	FROM LAP	LAPS LED	DISTANCE	VEHICLE
33	R	Mike TAYLOR	1	7	18.84 miles	W2R

### Flag History

TYPE	TIME OF DAY
GREEN	10:09:37.391
SAFETY	10:23:30.477
GREEN	10:27:03.889
FINISH	10:29:06.377

### Flag Statistics

TYPE	COUNT	TOTAL LAPS	TOTAL TIME
Green	2	6	19:04.552
Red	0	0	0.000
Safety Car	1	1	3:33.412
FCY	0	0	0.000

## 2024 Ginetta GT Academy

### RACE 8 - ROUND 2 - STATISTICS

CLASS : GTA

6 Starters

#### Fastest Lap History

NO	NAME	LAP TIME	TIME OF DAY	LAP	VEHICLE
3	Julian WANTLING ©	2:09.177	10:17:39.658	2	E3 Sport
88	Marc ELMAN	2:08.601	10:17:42.657	2	SVG Motorsport
11	Amy TOMLINSON	2:08.025	10:18:05.418	2	W2R
3	Julian WANTLING ©	2:06.382	10:19:46.040	3	E3 Sport
3	Julian WANTLING ©	2:06.033	10:21:52.072	4	E3 Sport
11	Amy TOMLINSON	2:06.022	10:22:21.449	4	W2R
3	Julian WANTLING ©	2:05.610	10:29:11.299	7	E3 Sport

#### Leader History

NO	NAME	FROM LAP	LAPS LED	DISTANCE	VEHICLE
3	Julian WANTLING ©	1	7	18.84 miles	E3 Sport

## 2024 Ginetta GT Academy

### RACE 8 - ROUND 2 - STATISTICS

CLASS : ROOKIE

10 Starters

#### Fastest Lap History

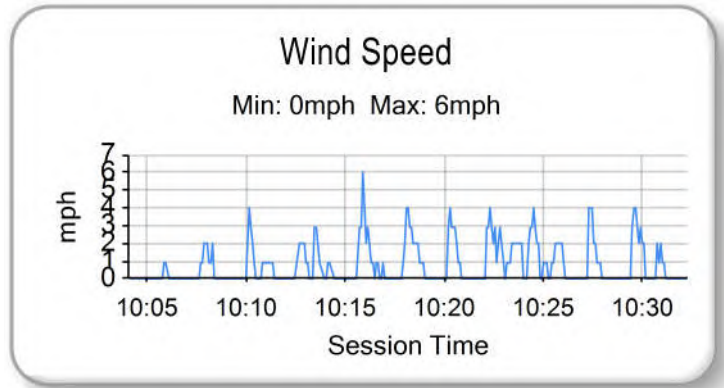
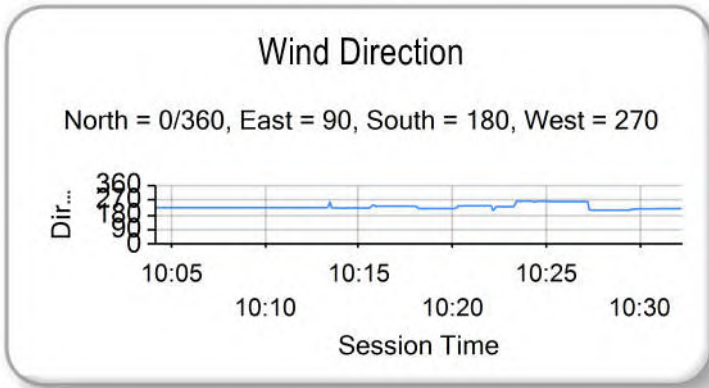
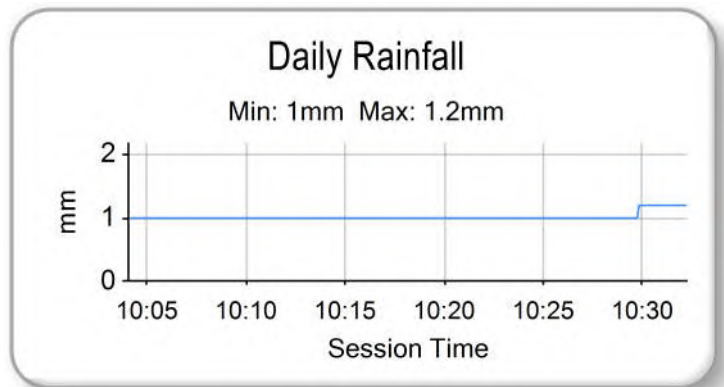
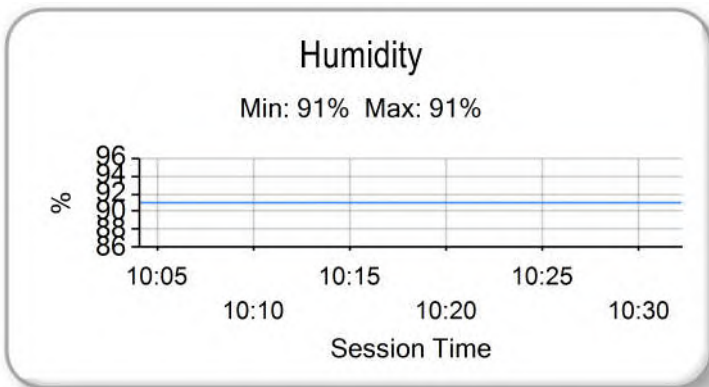
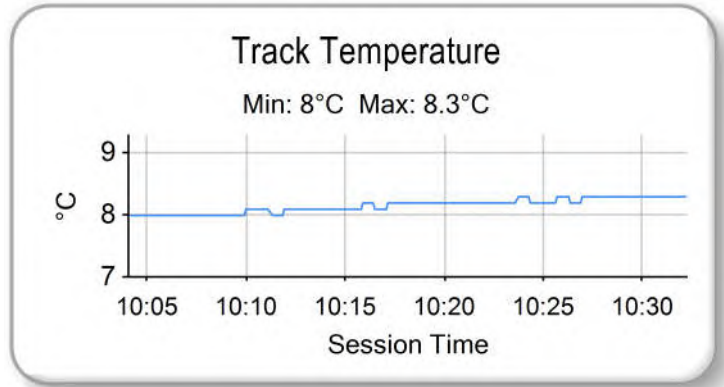
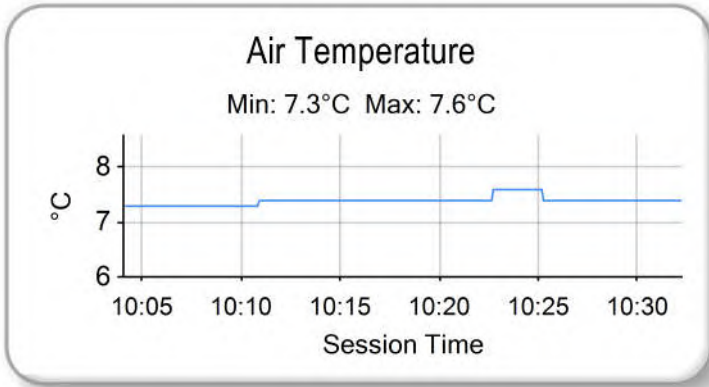
NO	NAME	LAP TIME	TIME OF DAY	LAP	VEHICLE
33	Mike TAYLOR	<b>2:06.832</b>	10:17:32.934	2	W2R
23	Harry GAMBLE	<b>2:06.666</b>	10:17:46.127	2	Elite Motorsport
21	Luke SHAW	<b>2:05.491</b>	10:19:45.901	3	W2R
23	Harry GAMBLE	<b>2:03.478</b>	10:19:49.604	3	Elite Motorsport
23	Harry GAMBLE	<b>2:03.466</b>	10:21:53.069	4	Elite Motorsport
33	Mike TAYLOR	<b>2:02.955</b>	10:29:07.224	7	W2R

#### Leader History

NO	NAME	FROM LAP	LAPS LED	DISTANCE	VEHICLE
33	Mike TAYLOR	1	7	18.84 miles	W2R

# 2024 Ginetta GT Academy

## RACE 8 - ROUND 2 - WEATHER CONDITIONS



# 2024 Ginetta GT Academy

## RACE 14 - ROUND 3 - GRID (20 minutes)

ROW 8	15	<b>44</b> Lucie HODGSON ©	16	<b>77</b> Gareth THOMAS
ROW 7	13	<b>47</b> Emma TOMLINSON	14	<b>11</b> Amy TOMLINSON
ROW 6	11	<b>24</b> James NICHOLAS	12	<b>63</b> Ali AL JUFFALI
ROW 5	9	<b>42</b> Mike WEST ©	10	<b>81</b> Phil MCGARTY ©
ROW 4	7	<b>12</b> Paul THOMAS	8	<b>59</b> Thomas BALFE
ROW 3	5	<b>88</b> Marc ELMAN	6	<b>6</b> Peter THOMPSON ©
ROW 2	3	<b>23</b> Harry GAMBLE	4	<b>3</b> Julian WANTLING ©
ROW 1	1	<b>33</b> Mike TAYLOR <b>Pole</b>	2	<b>21</b> Luke SHAW

These results are provisional until the conclusion of any judicial and technical matters.

Oulton Park International: 2.6920 miles

Clerk Of Course: Paul Levitt	Stewards:	Timekeeper: Gethin Rees	
------------------------------	-----------	-------------------------	--

Results can be found at [www.tsl-timing.com](http://www.tsl-timing.com)

Printed - 10:36 Monday, 01 April 2024

## 2024 Ginetta GT Academy

### RACE 14 - ROUND 3 - CLASSIFICATION

Race Distance: 7 Laps / 18.84 miles

POS	NO	CL	PIC	NAME	NAT	ENTRY	LAPS	TIME	GAP	DIFF	MPH	BEST	ON	GRD	↑↓
1	23	R	1	Harry GAMBLE	GBR	Elite Motorsport	7	17:28.010			64.73	<b>2:00.731</b>	2	3	2
2	21	R	2	Luke SHAW	GBR	W2R	7	17:28.678	<b>0.668</b>	0.668	64.69	<b>2:01.635</b>	2	2	0
3	3	GTA	1	Julian WANTLING ©	GBR	E3 Sport	7	17:29.440	<b>1.430</b>	0.762	64.64	<b>2:04.639</b>	2	4	1
4	88	GTA	2	Marc ELMAN	GBR	SVG Motorsport	7	17:29.962	<b>1.952</b>	0.522	64.61	<b>2:04.775</b>	2	5	1
5	6	R	3	Peter THOMPSON ©	GBR	W2R	7	17:30.715	<b>2.705</b>	0.753	64.56	<b>2:04.921</b>	2	6	1
6	12	R	4	Paul THOMAS	GBR	W2R	7	17:31.323	<b>3.313</b>	0.608	64.52	<b>2:04.583</b>	2	7	1
7	24	R	5	James NICHOLAS	GBR	W2R	7	17:32.015	<b>4.005</b>	0.692	64.48	<b>2:04.169</b>	3	11	4
8	33	R	6	Mike TAYLOR	GBR	W2R	7	17:32.577	<b>4.567</b>	0.562	64.45	<b>2:05.012</b>	2	1	-7
9	59	R	7	Thomas BALFE	GBR	W2R	7	17:33.351	<b>5.341</b>	0.774	64.40	<b>2:04.604</b>	2	8	-1
10	42	GTA	3	Mike WEST ©	GBR	E3 Sport	7	17:35.450	<b>7.440</b>	2.099	64.27	<b>2:06.953</b>	2	9	-1
11	63	R	8	Ali AL JUFFALI	KSA	SVG Motorsport	7	17:36.164	<b>8.154</b>	0.714	64.23	<b>2:07.353</b>	2	12	1
12	44	R	9	Lucie HODGSON ©	GBR	W2R	7	17:37.433	<b>9.423</b>	1.269	64.15	<b>2:11.075</b>	2	15	3

#### NOT CLASSIFIED

DNF	77	R		Gareth THOMAS	GBR	W2R	5	12:24.013	<b>2 Laps</b>	2 Laps	65.12	<b>2:04.620</b>	2	16	
DNF	81	GTA		Phil MCGARTY ©	GBR	Xentek Motorsport	5	12:24.736	<b>2 Laps</b>	0.723	65.06	<b>2:06.501</b>	2	10	
DNF	11	GTA		Amy TOMLINSON	GBR	W2R	3	11:22.983	<b>4 Laps</b>	2 Laps	42.56	<b>2:08.020</b>	2	14	
DNF	47	GTA		Emma TOMLINSON	GBR	W2R	3	11:48.729	<b>4 Laps</b>	25.746	41.02	<b>2:07.252</b>	2	13	

#### FASTEST LAP

23	R			Harry GAMBLE	GBR	Elite Motorsport	2	2:00.731			80.27 mph		129.18 kph	
3	GTA			Julian WANTLING ©	GBR	E3 Sport	2	2:04.639			77.75 mph		125.13 kph	

Weather / Track : Overcast / Wet

These results are provisional until the conclusion of any judicial and technical matters.

Date: 01/04/2024 Start: 15:00 Finish: 15:17

Oulton Park International: 2.6920 miles

Clerk Of Course: Paul Levitt

Stewards:

Timekeeper: Gethin Rees



Results can be found at [www.tsl-timing.com](http://www.tsl-timing.com)

Printed - 15:21 Monday, 01 April 2024



# 2024 Ginetta GT Academy

## RACE 14 - ROUND 3 - LAP CHART

LAP 1 @ 15:02:20.463			LAP 2 @ 15:04:21.194			LAP 3 @ 15:06:27.233			LAP 4 @ 15:09:39.259			LAP 5 @ 15:12:34.507		
NO	BEHIND	LAP TIME	NO	BEHIND	LAP TIME	NO	BEHIND	LAP TIME	NO	BEHIND	LAP TIME	NO	BEHIND	LAP TIME
<b>23</b>		2:05.095	<b>23</b>		2:00.731	<b>23</b>		2:06.039	<b>23</b>		3:12.026	<b>23</b>		2:55.248
<b>21</b>	0.686	2:05.781	<b>21</b>	1.590	2:01.635	<b>21</b>	1.511	2:05.960	<b>21</b>	0.708	3:11.223	<b>21</b>	0.358	2:54.898
<b>3</b>	4.595	2:09.690	<b>3</b>	8.503	2:04.639	<b>3</b>	8.277	2:05.813	<b>3</b>	1.667	3:05.416	<b>3</b>	1.078	2:54.659
<b>88</b>	4.876	2:09.971	<b>88</b>	8.920	2:04.775	<b>88</b>	8.783	2:05.902	<b>88</b>	2.244	3:05.487	<b>88</b>	1.606	2:54.610
<b>6</b>	5.456	2:10.551	<b>6</b>	9.646	2:04.921	<b>6</b>	9.795	2:06.188	<b>6</b>	3.095	3:05.326	<b>6</b>	2.182	2:54.335
<b>12</b>	7.631	2:12.726	<b>12</b>	11.483	2:04.583	<b>12</b>	11.307	2:05.863	<b>12</b>	3.643	3:04.362	<b>12</b>	2.835	2:54.440
<b>59</b>	7.980	2:13.075	<b>59</b>	11.853	2:04.604	<b>59</b>	11.988	2:06.174	<b>59</b>	4.085	3:04.123	<b>59</b>	3.175	2:54.338
<b>81</b>	8.984	2:14.079	<b>81</b>	14.754	2:06.501	<b>24</b>	13.046	2:04.169	<b>24</b>	4.884	3:03.864	<b>24</b>	3.997	2:54.361
<b>24</b>	9.470	2:14.565	<b>24</b>	14.916	2:06.177	<b>33</b>	14.523	2:05.238	<b>33</b>	5.885	3:03.388	<b>33</b>	4.510	2:53.873
<b>33</b>	11.043	2:16.138	<b>33</b>	15.324	2:05.012	<b>77</b>	14.960	2:05.292	<b>77</b>	6.426	3:03.492	<b>77</b>	4.874	2:53.696
<b>77</b>	11.818	2:16.913	<b>77</b>	15.707	2:04.620	<b>81</b>	18.694	2:09.979	<b>81</b>	7.034	3:00.366	<b>81</b>	5.597	2:53.811
<b>42</b>	12.879	2:17.974	<b>42</b>	19.101	2:06.953	<b>42</b>	22.479	2:09.417	<b>42</b>	8.899	2:58.446	<b>42</b>	6.471	2:52.820
<b>47</b>	12.948	2:18.043	<b>47</b>	19.469	2:07.252	<b>63</b>	23.109	2:09.332	<b>63</b>	9.501	2:58.418	<b>63</b>	7.153	2:52.900
<b>63</b>	13.194	2:18.289	<b>63</b>	19.816	2:07.353	<b>44</b>	33.438	2:12.963	<b>44</b>	10.591	2:49.179	<b>44</b>	9.007	2:53.664
<b>11</b>	14.617	2:19.712	<b>11</b>	21.906	2:08.020				<b>11</b>	1 Lap	6:55.251	<b>P</b>		
<b>44</b>	16.170	2:21.265	<b>44</b>	26.514	2:11.075				<b>47</b>	1 Lap	7:23.434	<b>P</b>		
									<b>SC2</b>	3 Laps	2:54.794	<b>P</b>		

# 2024 Ginetta GT Academy

## RACE 14 - ROUND 3 - LAP CHART

LAP 6 @ 15:14:41.493			LAP 7 @ 15:17:43.378		
NO	BEHIND	LAP TIME	NO	BEHIND	LAP TIME
23		2:06.986	23		3:01.885
21	0.705	2:07.333	21	0.668	3:01.848
3	1.827	2:07.735	3	1.430	3:01.488
88	2.258	2:07.638	88	1.952	3:01.579
6	3.336	2:08.140	6	2.705	3:01.254
12	4.287	2:08.438	12	3.313	3:00.911
24	5.079	2:08.068	24	4.005	3:00.811
33	5.905	2:08.381	33	4.567	3:00.547
59	7.051	2:10.862	59	5.341	3:00.175
42	8.368	2:08.883	42	7.440	3:00.957
63	9.418	2:09.251	63	8.154	3:00.621
44	13.522	2:11.501	44	9.423	2:57.786
SC2	4 Laps	5:09.476			

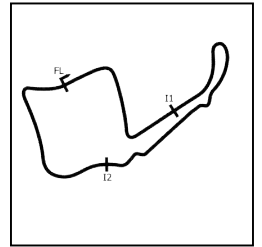
# 2024 Ginetta GT Academy

## RACE 14 - ROUND 3 - POSITION CHART WITH INTERMEDIATES

No	Name	Lap		Intermediates																				
		Pos		L0 - Int1-M	L0 - Int2-M	L1 - Finish	L1 - Int1-M	L1 - Int2-M	L2 - Finish	L2 - Int1-M	L2 - Int2-M	L3 - Finish	L3 - Int1-M	L3 - Int2-M	L4 - Finish	L4 - Int1-M	L4 - Int2-M	L5 - Finish	L5 - Int1-M	L5 - Int2-M	L6 - Finish	L6 - Int1-M	L6 - Int2-M	L7 - Finish
33	TAYLOR	1	33	33	23	23	23	23	23	23	23	23	23	23	23	23	23	23	23	23	23	23	23	23
21	SHAW	2	21	23	21	21	21	21	21	21	21	21	21	21	21	21	21	21	21	21	21	21	21	21
23	GAMBLE	3	23	21	3	3	3	3	3	3	3	3	3	3	3	3	3	3	3	3	3	3	3	3
3	WANTLING ©	4	3	3	88	88	88	88	88	88	88	88	88	88	88	88	88	88	88	88	88	88	88	88
88	ELMAN	5	88	88	6	6	6	6	6	6	6	6	6	6	6	6	6	6	6	6	6	6	6	6
6	THOMPSON ©	6	6	6	12	12	12	12	12	12	12	12	12	12	12	12	12	12	12	12	12	12	12	12
12	THOMAS	7	12	12	59	59	59	59	59	59	59	59	59	59	59	59	59	59	24	24	24	24	24	24
59	BALFE	8	59	59	81	81	81	81	24	24	24	24	24	24	24	24	24	24	59	33	33	33	33	33
42	WEST ©	9	81	81	24	24	24	24	33	33	33	33	33	33	33	33	33	33	33	33	59	59	59	59
81	MCGARTY ©	10	24	24	33	33	33	33	77	77	77	77	77	77	77	77	77	77	77	77	42	42	42	42
24	NICHOLAS	11	42	42	77	77	77	77	81	81	81	81	81	81	81	81	81	81	81	42	63	63	63	63
63	AL JUFFALI	12	63	77	42	42	42	42	42	42	42	42	42	42	42	42	42	42	42	63	44	44	44	44
47	TOMLINSON	13	47	63	47	47	47	47	63	63	63	63	63	63	63	63	63	63	63	63	44	77		
11	TOMLINSON	14	77	47	63	63	63	63	11	44	44	44	44	44	44	44	44	44	44	44	81	81		
44	HODGSON ©	15	11	11	11	11	11	11	11	44	11													
77	THOMAS	16	44	44	44	44	44	44	44	47	47													

# 2024 Ginetta GT Academy

## RACE 14 - ROUND 3 - SECTOR ANALYSIS



SECTOR 1 = FL to I1, SECTOR 2 = I1 to I2, SECTOR 3 = I2 to FL, DIFF = Difference To Personal Best Lap, P = Crossed Finish Line in Pit Lane, D = Time Disallowed

P1		23 R		Harry GAMBLE			Elite Motorsport			
IDEAL LAP TIME : 2:00.138		BEST LAP TIME : 2:00.731			DIFFERENCE : 0.593					
LAP	SECTOR 1		SECTOR 2		SECTOR 3		LAP TIME	MPH	DIFF	TIME OF DAY
1 -		105.0	58.851	90.5	33.917	96.9	2:05.095	77.47	4.364	15:02:20.463
2 -	29.755	106.0	57.463	<b>91.3</b>	<b>33.513</b>	97.2	<b>2:00.731 (1)</b>	<b>80.27</b>		<b>15:04:21.194</b>
3 -	29.515	106.1	<b>57.247</b>	86.8	39.277	90.3	2:06.039 (2)	76.89	5.308	15:06:27.233
4 -	44.803	49.4	1:32.527	51.4	54.696	52.7	3:12.026	50.46	1:11.295	15:09:39.259
5 -	47.388	62.4	1:21.172	66.0	46.688	<b>97.5</b>	2:55.248	55.30	54.517	15:12:34.507
6 -	<b>29.378</b>	<b>106.5</b>	59.840	82.4	37.768	<b>89.5</b>	2:06.986 (3)	76.31	6.255	15:14:41.493
7 -	40.890	53.7	1:29.747	56.5	51.248	52.1	3:01.885	53.28	1:01.154	15:17:43.378

P2		21 R		Luke SHAW			W2R			
IDEAL LAP TIME : 2:01.271		BEST LAP TIME : 2:01.635			DIFFERENCE : 0.364					
LAP	SECTOR 1		SECTOR 2		SECTOR 3		LAP TIME	MPH	DIFF	TIME OF DAY
1 -		105.5	59.625	91.0	34.144	97.5	2:05.781	77.04	4.146	15:02:21.149
2 -	30.125	105.6	<b>57.984</b>	91.1	<b>33.526</b>	97.6	<b>2:01.635 (1)</b>	<b>79.67</b>		<b>15:04:22.784</b>
3 -	<b>29.761</b>	106.1	58.072	<b>91.4</b>	38.127	89.7	2:05.960 (2)	76.93	4.325	15:06:28.744
4 -	44.006	48.1	1:32.320	50.2	54.897	53.5	3:11.223	50.68	1:09.588	15:09:39.967
5 -	47.851	59.3	1:20.958	63.9	46.089	<b>98.5</b>	2:54.898	55.41	53.263	15:12:34.865
6 -	30.028	<b>106.3</b>	59.553	83.0	37.752	<b>91.8</b>	2:07.333 (3)	76.10	5.698	15:14:42.198
7 -	40.702	53.4	1:29.744	57.8	51.402	48.3	3:01.848	53.29	1:00.213	15:17:44.046

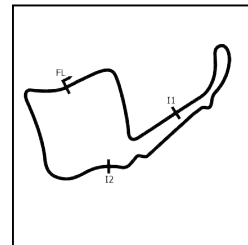
P3		3 GTA		Julian WANTLING ©			E3 Sport			
IDEAL LAP TIME : 2:03.905		BEST LAP TIME : 2:04.639			DIFFERENCE : 0.734					
LAP	SECTOR 1		SECTOR 2		SECTOR 3		LAP TIME	MPH	DIFF	TIME OF DAY
1 -		103.7	1:00.962	89.3	35.399	97.1	2:09.690	74.72	5.051	15:02:25.058
2 -	30.225	104.6	1:00.068	<b>91.0</b>	<b>34.346</b>	97.2	<b>2:04.639 (1)</b>	<b>77.75</b>		<b>15:04:29.697</b>
3 -	<b>30.073</b>	104.6	<b>59.486</b>	90.1	36.254	91.0	2:05.813 (2)	77.02	1.174	15:06:35.510
4 -	38.291	50.7	1:32.032	51.4	55.093	50.6	3:05.416	52.26	1:00.777	15:09:40.926
5 -	47.875	58.5	1:20.991	67.2	45.793	<b>97.6</b>	2:54.659	55.48	50.020	15:12:35.585
6 -	30.166	<b>105.6</b>	1:00.224	88.5	37.345	<b>82.3</b>	2:07.735 (3)	75.87	3.096	15:14:43.320
7 -	40.443	54.4	1:29.654	60.4	51.391	46.0	3:01.488	53.39	56.849	15:17:44.808

P4		88 GTA		Marc ELMAN			SVG Motorsport			
IDEAL LAP TIME : 2:03.911		BEST LAP TIME : 2:04.775			DIFFERENCE : 0.864					
LAP	SECTOR 1		SECTOR 2		SECTOR 3		LAP TIME	MPH	DIFF	TIME OF DAY
1 -		105.1	1:00.863	90.8	35.429	98.2	2:09.971	74.56	5.196	15:02:25.339
2 -	30.485	105.1	59.778	<b>91.6</b>	<b>34.512</b>	98.3	<b>2:04.775 (1)</b>	<b>77.67</b>		<b>15:04:30.114</b>
3 -	30.276	105.5	<b>59.275</b>	88.0	36.351	97.1	2:05.902 (2)	76.97	1.127	15:06:36.016
4 -	38.337	48.9	1:32.139	49.1	55.011	48.9	3:05.487	52.24	1:00.712	15:09:41.503
5 -	47.788	60.4	1:21.001	67.9	45.821	<b>98.6</b>	2:54.610	55.50	49.835	15:12:36.113
6 -	<b>30.124</b>	<b>106.3</b>	1:00.200	89.5	37.314	<b>85.2</b>	2:07.638 (3)	75.92	2.863	15:14:43.751
7 -	40.631	52.8	1:29.517	57.5	51.431	44.2	3:01.579	53.37	56.804	15:17:45.330

P5		6 R		Peter THOMPSON ©			W2R			
IDEAL LAP TIME : 2:04.122		BEST LAP TIME : 2:04.921			DIFFERENCE : 0.799					
LAP	SECTOR 1		SECTOR 2		SECTOR 3		LAP TIME	MPH	DIFF	TIME OF DAY
1 -		103.5	1:00.691	90.9	35.224	97.8	2:10.551	74.23	5.630	15:02:25.919
2 -	30.727	104.6	1:00.021	<b>91.5</b>	<b>34.173</b>	97.5	<b>2:04.921 (1)</b>	<b>77.57</b>		<b>15:04:30.840</b>
3 -	<b>30.397</b>	<b>105.1</b>	<b>59.552</b>	83.9	36.239	97.3	2:06.188 (2)	76.80	1.267	15:06:37.028
4 -	38.416	48.1	1:32.118	46.9	54.792	48.4	3:05.326	52.29	1:00.405	15:09:42.354
5 -	48.048	62.5	1:20.732	72.8	45.555	<b>97.9</b>	2:54.335	55.59	49.414	15:12:36.689
6 -	30.631	<b>105.1</b>	59.760	77.4	37.749	<b>83.8</b>	2:08.140 (3)	75.63	3.219	15:14:44.829
7 -	40.587	51.1	1:29.448	54.6	51.219	44.3	3:01.254	53.46	56.333	15:17:46.083

# 2024 Ginetta GT Academy

## RACE 14 - ROUND 3 - SECTOR ANALYSIS



SECTOR 1 = FL to I1, SECTOR 2 = I1 to I2, SECTOR 3 = I2 to FL, DIFF = Difference To Personal Best Lap, P = Crossed Finish Line in Pit Lane, D = Time Disallowed

P6		12 R		Paul THOMAS				W2R			
IDEAL LAP TIME : 2:04.312		BEST LAP TIME : 2:04.583				DIFFERENCE : 0.271					
LAP	SECTOR 1		SECTOR 2		SECTOR 3		LAP TIME	MPH	DIFF	TIME OF DAY	
1 -		104.6	1:02.387	91.5	35.321	98.5	2:12.726	73.01	8.143	15:02:28.094	
2 -	30.646	104.8	<b>59.914</b>	<b>92.1</b>	<b>34.023</b>	<b>98.9</b>	<b>2:04.583 (1)</b>	<b>77.78</b>		<b>15:04:32.677</b>	
3 -	<b>30.375</b>	105.6	<b>59.914</b>	89.0	35.574	97.9	2:05.863 (2)	76.99	1.280	15:06:38.540	
4 -	37.984	48.1	1:31.564	50.7	54.814	47.6	3:04.362	52.56	59.779	15:09:42.902	
5 -	48.425	59.9	1:20.806	69.5	45.209	98.5	2:54.440	55.55	49.857	15:12:37.342	
6 -	30.390	<b>105.8</b>	1:00.251	86.0	<b>37.797</b>	<b>97.3</b>	<b>2:08.438 (3)</b>	75.45	3.855	15:14:45.780	
7 -	40.313	50.6	1:29.719	48.7	50.879	44.2	3:00.911	53.56	56.328	15:17:46.691	

P7		24 R		James NICHOLAS				W2R			
IDEAL LAP TIME : 2:03.466		BEST LAP TIME : 2:04.169				DIFFERENCE : 0.703					
LAP	SECTOR 1		SECTOR 2		SECTOR 3		LAP TIME	MPH	DIFF	TIME OF DAY	
1 -		101.6	1:01.916	91.8	35.976	98.3	2:14.565	72.01	10.396	15:02:29.933	
2 -	30.920	<b>106.0</b>	1:00.369	<b>92.5</b>	<b>34.888</b>	<b>99.4</b>	2:06.177 (2)	76.80	2.008	15:04:36.110	
3 -	<b>29.971</b>	105.5	<b>58.607</b>	91.4	35.591	98.6	<b>2:04.169 (1)</b>	<b>78.04</b>		<b>15:06:40.279</b>	
4 -	37.603	40.9	1:31.643	53.0	54.618	56.2	3:03.864	52.70	59.695	15:09:44.143	
5 -	48.655	54.4	1:20.849	62.3	44.857	98.8	2:54.361	55.58	50.192	15:12:38.504	
6 -	30.179	104.5	1:00.002	90.8	<b>37.887</b>	<b>96.5</b>	<b>2:08.068 (3)</b>	75.67	3.899	15:14:46.572	
7 -	40.226	53.5	1:29.658	50.4	50.927	45.3	3:00.811	53.59	56.642	15:17:47.383	

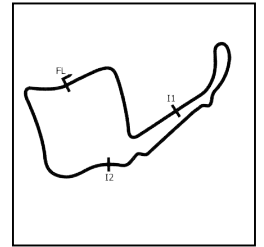
P8		33 R		Mike TAYLOR				W2R			
IDEAL LAP TIME : 2:03.028		BEST LAP TIME : 2:05.012				DIFFERENCE : 1.984					
LAP	SECTOR 1		SECTOR 2		SECTOR 3		LAP TIME	MPH	DIFF	TIME OF DAY	
1 -		104.3	<b>58.187</b>	<b>91.5</b>	46.433	97.2	2:16.138	71.18	11.126	15:02:31.506	
2 -	30.088	<b>105.8</b>	1:00.003	<b>91.5</b>	<b>34.921</b>	<b>98.9</b>	<b>2:05.012 (1)</b>	<b>77.52</b>		<b>15:04:36.518</b>	
3 -	30.596	103.8	58.759	87.2	35.883	95.8	2:05.238 (2)	77.38	0.226	15:06:41.756	
4 -	36.988	36.6	1:31.665	47.6	54.735	53.7	3:03.388	52.84	58.376	15:09:45.144	
5 -	48.727	55.0	1:20.844	53.6	44.302	97.5	2:53.873	55.73	48.861	15:12:39.017	
6 -	<b>29.920</b>	105.5	1:00.336	88.3	<b>38.125</b>	<b>93.9</b>	<b>2:08.381 (3)</b>	75.48	3.369	15:14:47.398	
7 -	40.410	47.3	1:29.269	51.4	50.868	53.5	3:00.547	53.67	55.535	15:17:47.945	

P9		59 R		Thomas BALFE				W2R			
IDEAL LAP TIME : 2:04.316		BEST LAP TIME : 2:04.604				DIFFERENCE : 0.288					
LAP	SECTOR 1		SECTOR 2		SECTOR 3		LAP TIME	MPH	DIFF	TIME OF DAY	
1 -		105.0	1:02.350	<b>91.9</b>	35.399	98.8	2:13.075	72.82	8.471	15:02:28.443	
2 -	30.662	105.6	<b>59.936</b>	91.5	<b>34.006</b>	<b>99.4</b>	<b>2:04.604 (1)</b>	<b>77.77</b>		<b>15:04:33.047</b>	
3 -	<b>30.374</b>	<b>106.3</b>	1:00.193	86.9	35.607	98.1	2:06.174 (2)	76.80	1.570	15:06:39.221	
4 -	37.832	43.9	1:31.741	50.6	54.550	57.7	3:04.123	52.63	59.519	15:09:43.344	
5 -	48.782	56.9	1:20.891	63.4	44.665	98.6	2:54.338	55.58	49.734	15:12:37.682	
6 -	31.180	100.4	1:01.462	89.4	<b>38.220</b>	<b>85.7</b>	<b>2:10.862 (3)</b>	74.05	6.258	15:14:48.544	
7 -	40.031	44.0	1:29.123	52.7	51.021	52.1	3:00.175	53.78	55.571	15:17:48.719	

P10		42 GTA		Mike WEST ©				E3 Sport			
IDEAL LAP TIME : 2:06.016		BEST LAP TIME : 2:06.953				DIFFERENCE : 0.937					
LAP	SECTOR 1		SECTOR 2		SECTOR 3		LAP TIME	MPH	DIFF	TIME OF DAY	
1 -		98.6	1:02.982	89.3	37.897	95.0	2:17.974	70.23	11.021	15:02:33.342	
2 -	31.400	103.7	<b>1:00.619</b>	<b>90.1</b>	<b>34.934</b>	<b>97.8</b>	<b>2:06.953 (1)</b>	<b>76.33</b>		<b>15:04:40.295</b>	
3 -	<b>30.463</b>	<b>105.0</b>	1:01.794	86.5	37.160	95.5	2:09.417 (3)	74.88	2.464	15:06:49.712	
4 -	33.646	54.6	1:30.169	51.8	54.631	60.1	2:58.446	54.30	51.493	15:09:48.158	
5 -	47.646	51.9	1:20.892	44.7	44.282	97.5	2:52.820	56.07	45.867	15:12:40.978	
6 -	30.812	104.6	1:01.565	89.2	<b>36.506</b>	<b>84.6</b>	<b>2:08.883 (2)</b>	75.19	1.930	15:14:49.861	
7 -	39.836	44.8	1:29.394	58.0	51.727	45.2	3:00.957	53.55	54.004	15:17:50.818	

# 2024 Ginetta GT Academy

## RACE 14 - ROUND 3 - SECTOR ANALYSIS



SECTOR 1 = FL to I1, SECTOR 2 = I1 to I2, SECTOR 3 = I2 to FL, DIFF = Difference To Personal Best Lap, P = Crossed Finish Line in Pit Lane, D = Time Disallowed

P11 63 R		Ali AL JUFFALI		SVG Motorsport						
IDEAL LAP TIME : 2:05.996		BEST LAP TIME : 2:07.353		DIFFERENCE : 1.357						
LAP	SECTOR 1	SECTOR 2	SECTOR 3	LAP TIME	MPH	DIFF	TIME OF DAY			
1 -	98.5	1:04.726	92.4	36.217	99.2	2:18.289	70.07	10.936	15:02:33.657	
2 -	31.871	106.0	<b>1:00.706</b>	<b>93.7</b>	<b>34.776</b>	<b>100.0</b>	<b>2:07.353 (1)</b>	<b>76.09</b>	<b>15:04:41.010</b>	
3 -	31.166	<b>106.3</b>	1:01.573	87.9	36.593	93.5	2:09.332 (3)	74.93	1.979	15:06:50.342
4 -	34.239	58.9	1:29.417	51.6	54.762	62.1	2:58.418	54.31	51.065	15:09:48.760
5 -	48.022	52.2	1:20.961	53.2	43.917	99.8	2:52.900	56.05	45.547	15:12:41.660
6 -	<b>30.514</b>	104.5	1:02.402	90.9	36.335	93.7	2:09.251 (2)	74.98	1.898	15:14:50.911
7 -	39.700	46.2	1:29.167	58.3	51.754	44.7	3:00.621	53.65	53.268	15:17:51.532

P12 44 R		Lucie HODGSON ©		W2R						
IDEAL LAP TIME : 2:10.832		BEST LAP TIME : 2:11.075		DIFFERENCE : 0.243						
LAP	SECTOR 1	SECTOR 2	SECTOR 3	LAP TIME	MPH	DIFF	TIME OF DAY			
1 -	102.4	1:04.859	87.6	36.894	98.3	2:21.265	68.60	10.190	15:02:36.633	
2 -	32.346	103.2	<b>1:02.470</b>	<b>91.3</b>	<b>36.259</b>	98.1	<b>2:11.075 (1)</b>	<b>73.93</b>	<b>15:04:47.708</b>	
3 -	32.579	103.5	1:03.183	83.6	37.201	96.1	2:12.963 (3)	72.88	1.888	15:07:00.671
4 -	33.360	103.2	1:21.030	57.0	54.789	58.8	2:49.179	57.28	38.104	15:09:49.850
5 -	47.852	49.8	1:20.959	58.4	44.853	97.5	2:53.664	55.80	42.589	15:12:43.514
6 -	<b>32.103</b>	<b>103.8</b>	1:03.055	89.9	36.343	<b>98.5</b>	2:11.501 (2)	73.69	0.426	15:14:55.015
7 -	36.881	49.3	1:28.932	67.7	51.973	47.4	2:57.786	54.51	46.711	15:17:52.801

P13 77 R		Gareth THOMAS		W2R						
IDEAL LAP TIME : 2:03.570		BEST LAP TIME : 2:04.620		DIFFERENCE : 1.050						
LAP	SECTOR 1	SECTOR 2	SECTOR 3	LAP TIME	MPH	DIFF	TIME OF DAY			
1 -	102.4	1:02.313	91.9	36.687	98.6	2:16.913	70.78	12.293	15:02:32.281	
2 -	30.418	105.6	59.124	<b>93.0</b>	<b>35.078</b>	<b>98.8</b>	<b>2:04.620 (1)</b>	<b>77.76</b>	<b>15:04:36.901</b>	
3 -	31.271	105.1	<b>58.600</b>	83.7	35.421	94.3	2:05.292 (2)	77.34	0.672	15:06:42.193
4 -	37.224	36.9	1:31.509	46.2	54.759	51.9	3:03.492	52.81	58.872	15:09:45.685
5 -	48.821	52.1	1:20.787	53.9	44.088	98.3	2:53.696 (3)	55.79	49.076	15:12:39.381

P14 81 GTA		Phil MCGARTY ©		Xentek Motorsport						
IDEAL LAP TIME : 2:06.501		BEST LAP TIME : 2:06.501		DIFFERENCE : 0.000						
LAP	SECTOR 1	SECTOR 2	SECTOR 3	LAP TIME	MPH	DIFF	TIME OF DAY			
1 -	102.9	1:02.136	89.3	35.814	<b>97.8</b>	2:14.079	72.28	7.578	15:02:29.447	
2 -	<b>31.074</b>	<b>105.5</b>	<b>1:00.474</b>	<b>91.1</b>	<b>34.953</b>	97.6	<b>2:06.501 (1)</b>	<b>76.61</b>	<b>15:04:35.948</b>	
3 -	32.495	102.1	1:01.970	89.3	35.514	97.1	2:09.979 (2)	74.56	3.478	15:06:45.927
4 -	35.187	45.6	1:30.879	44.9	54.300	54.7	3:00.366	53.73	53.865	15:09:46.293
5 -	48.757	51.1	1:20.811	52.3	44.243	97.1	2:53.811 (3)	55.75	47.310	15:12:40.104

P15 11 GTA		Amy TOMLINSON		W2R						
IDEAL LAP TIME : 2:07.441		BEST LAP TIME : 2:08.020		DIFFERENCE : 0.579						
LAP	SECTOR 1	SECTOR 2	SECTOR 3	LAP TIME	MPH	DIFF	TIME OF DAY			
1 -	101.5	1:05.451	88.7	35.706	97.3	2:19.712	69.36	11.692	15:02:35.080	
2 -	31.596	103.0	<b>1:01.735</b>	<b>89.7</b>	<b>34.689</b>	<b>97.8</b>	<b>2:08.020 (1)</b>	<b>75.70</b>	<b>15:04:43.100</b>	
3 -	<b>31.017</b>	<b>103.4</b>	5:37.315	85.4	IN PIT		6:55.251 P	23.33	4:47.231	15:11:38.351

P16 47 GTA		Emma TOMLINSON		W2R						
IDEAL LAP TIME : 2:07.252		BEST LAP TIME : 2:07.252		DIFFERENCE : 0.000						
LAP	SECTOR 1	SECTOR 2	SECTOR 3	LAP TIME	MPH	DIFF	TIME OF DAY			
1 -	103.5	1:04.706	91.4	35.586	<b>97.9</b>	2:18.043	70.20	10.791	15:02:33.411	
2 -	<b>31.462</b>	<b>106.1</b>	<b>1:00.770</b>	<b>91.5</b>	<b>35.020</b>	<b>97.9</b>	<b>2:07.252 (1)</b>	<b>76.15</b>	<b>15:04:40.663</b>	
3 -	5:16.115	76.8	1:17.113	76.0	IN PIT		7:23.434 P	21.85	5:16.182	15:12:04.097

# 2024 Ginetta GT Academy

## RACE 14 - ROUND 3 - BEST SECTORS

SECTOR 1			SECTOR 2			SECTOR 3			IDEAL / BEST COMPARISON						
POS	NO	NAME	TIME	NO	NAME	TIME	NO	NAME	TIME	POS	NO	NAME	IDEAL	BEST	DIFF
													<b>PERFECT LAP</b>	<b>2:00.138</b>	
1	23	GAMBLE	29.378	23	GAMBLE	57.247	23	GAMBLE	33.513	1	23	GAMBLE	2:00.138	2:00.731	0.593
2	21	SHAW	29.761	21	SHAW	57.984	21	SHAW	33.526	2	21	SHAW	2:01.271	2:01.635	0.364
3	77	THOMAS	29.892	33	TAYLOR	58.187	59	BALFE	34.006	3	33	TAYLOR	2:03.028	2:05.012	1.984
4	33	TAYLOR	29.920	77	THOMAS	58.600	12	THOMAS	34.023	4	24	NICHOLAS	2:03.466	2:04.169	0.703
5	24	NICHOLAS	29.971	24	NICHOLAS	58.607	6	THOMPSON ©	34.173	5	77	THOMAS	2:03.570	2:04.620	1.050
6	3	WANTLING ©	30.073	88	ELMAN	59.275	3	WANTLING ©	34.346	6	3	WANTLING ©	2:03.905	2:04.639	0.734
7	88	ELMAN	30.124	3	WANTLING ©	59.486	88	ELMAN	34.512	7	88	ELMAN	2:03.911	2:04.775	0.864
8	59	BALFE	30.374	6	THOMPSON ©	59.552	11	TOMLINSON	34.689	8	6	THOMPSON ©	2:04.122	2:04.921	0.799
9	12	THOMAS	30.375	12	THOMAS	59.914	63	AL JUFFALI	34.776	9	12	THOMAS	2:04.312	2:04.583	0.271
10	6	THOMPSON ©	30.397	59	BALFE	59.936	24	NICHOLAS	34.888	10	59	BALFE	2:04.316	2:04.604	0.288
11	42	WEST ©	30.463	81	MCGARTY ©	1:00.474	33	TAYLOR	34.921	11	63	AL JUFFALI	2:05.996	2:07.353	1.357
12	63	AL JUFFALI	30.514	42	WEST ©	1:00.619	42	WEST ©	34.934	12	42	WEST ©	2:06.016	2:06.953	0.937
13	11	TOMLINSON	31.017	63	AL JUFFALI	1:00.706	81	MCGARTY ©	34.953	13	81	MCGARTY ©	2:06.501	2:06.501	0.000
14	81	MCGARTY ©	31.074	47	TOMLINSON	1:00.770	47	TOMLINSON	35.020	14	47	TOMLINSON	2:07.252	2:07.252	0.000
15	47	TOMLINSON	31.462	11	TOMLINSON	1:01.735	77	THOMAS	35.078	15	11	TOMLINSON	2:07.441	2:08.020	0.579
16	44	HODGSON ©	32.103	44	HODGSON ©	1:02.470	44	HODGSON ©	36.259	16	44	HODGSON ©	2:10.832	2:11.075	0.243

## 2024 Ginetta GT Academy

### RACE 14 - ROUND 3 - BEST SPEEDS

POS	INTERMEDIATE 1			INTERMEDIATE 2			FINISH LINE		
	NO	NAME	MPH	NO	NAME	MPH	NO	NAME	MPH
1	77	THOMAS	107.2	63	AL JUFFALI	93.7	63	AL JUFFALI	100.0
2	23	GAMBLE	106.5	77	THOMAS	93.0	24	NICHOLAS	99.4
3	21	SHAW	106.3	24	NICHOLAS	92.5	59	BALFE	99.4
4	88	ELMAN	106.3	12	THOMAS	92.1	12	THOMAS	98.9
5	59	BALFE	106.3	59	BALFE	91.9	33	TAYLOR	98.9
6	63	AL JUFFALI	106.3	88	ELMAN	91.6	77	THOMAS	98.8
7	47	TOMLINSON	106.1	6	THOMPSON ©	91.5	88	ELMAN	98.6
8	24	NICHOLAS	106.0	33	TAYLOR	91.5	21	SHAW	98.5
9	12	THOMAS	105.8	47	TOMLINSON	91.5	44	HODGSON ©	98.5
10	33	TAYLOR	105.8	21	SHAW	91.4	6	THOMPSON ©	97.9
11	3	WANTLING ©	105.6	23	GAMBLE	91.3	47	TOMLINSON	97.9
12	81	MCGARTY ©	105.5	44	HODGSON ©	91.3	42	WEST ©	97.8
13	6	THOMPSON ©	105.1	81	MCGARTY ©	91.1	81	MCGARTY ©	97.8
14	42	WEST ©	105.0	3	WANTLING ©	91.0	11	TOMLINSON	97.8
15	44	HODGSON ©	103.8	42	WEST ©	90.1	3	WANTLING ©	97.6
16	11	TOMLINSON	103.4	11	TOMLINSON	89.7	23	GAMBLE	97.5



# 2024 Ginetta GT Academy

## RACE 14 - ROUND 3 - STATISTICS

**Competitors Started** 16  
**Planned Start** 2024-04-01 @ 15:00:00.000  
**Actual Start** 2024-04-01 @ 15:00:15.367  
**Finish Time** 2024-04-01 @ 15:17:40.186  
**Track Length** 2.6920mi.  
**Total Laps** 102  
**Total Distance Covered** 274.5869mi.

### Session Fastest Lap History

NO	CL	NAME	LAP TIME	TIME OF DAY	LAP	VEHICLE
23	R	Harry GAMBLE	2:00.731	15:04:21.218	2	Elite Motorsport

### Session Leader History

NO	CL	NAME	FROM LAP	LAPS LED	DISTANCE	VEHICLE
23	R	Harry GAMBLE	1	7	18.84 miles	Elite Motorsport

### Flag History

TYPE	TIME OF DAY
GREEN	15:00:15.367
SAFETY	15:05:49.878
GREEN	15:12:34.131
SAFETY	15:13:40.301
FINISH	15:17:40.186

### Flag Statistics

TYPE	COUNT	TOTAL LAPS	TOTAL TIME
Green	2	3	6:40.681
Red	0	0	0.000
Safety Car	2	3	10:44.138
FCY	0	0	0.000

## 2024 Ginetta GT Academy

### RACE 14 - ROUND 3 - STATISTICS

CLASS : GTA

6 Starters

#### Fastest Lap History

NO	NAME	LAP TIME	TIME OF DAY	LAP	VEHICLE
3	Julian WANTLING ©	2:04.639	15:04:29.720	2	E3 Sport

#### Leader History

NO	NAME	FROM LAP	LAPS LED	DISTANCE	VEHICLE
3	Julian WANTLING ©	1	7	18.84 miles	E3 Sport

# 2024 Ginetta GT Academy

## RACE 14 - ROUND 3 - STATISTICS

**CLASS : ROOKIE**

10 Starters

### Fastest Lap History

NO	NAME	LAP TIME	TIME OF DAY	LAP	VEHICLE
23	Harry GAMBLE	2:00.731	15:04:21.218	2	Elite Motorsport

### Leader History

NO	NAME	FROM LAP	LAPS LED	DISTANCE	VEHICLE
23	Harry GAMBLE	1	7	18.84 miles	Elite Motorsport

# 2024 Ginetta GT Academy

## RACE 14 - ROUND 3 - WEATHER CONDITIONS

