PROTYRE MOTORSPORT GINETTA GT CHAMPIONSHIP

Rounds 7 & 8

Snetterton 300

12th / 13th July 2025

Timing & Results Provided by Timing Solutions Ltd

www.tsl-timing.com

Snetterton

Snetterton 300 Circuit

Norwich, Norfolk, UK

TSL SPORTS TIMING
TIMING SOLUTIONS LTD

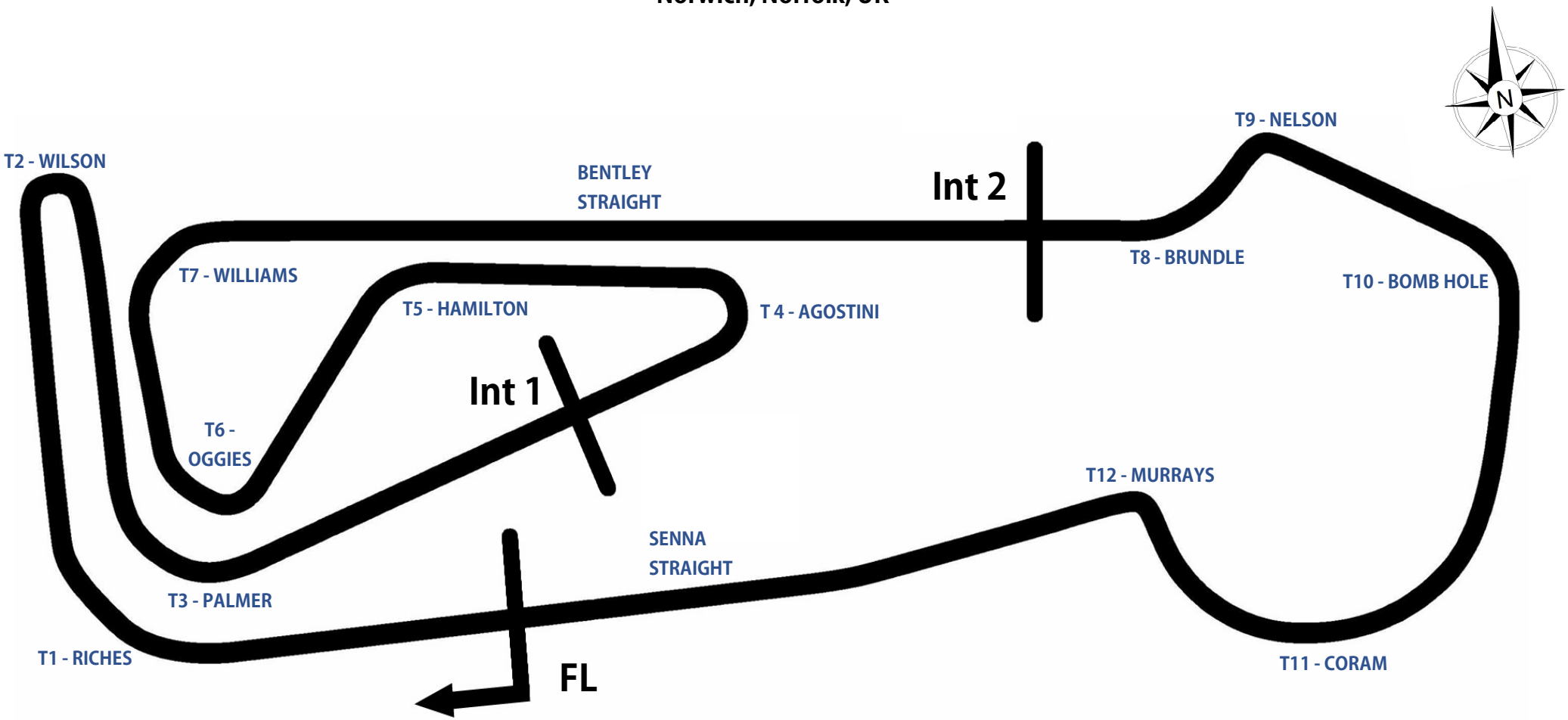

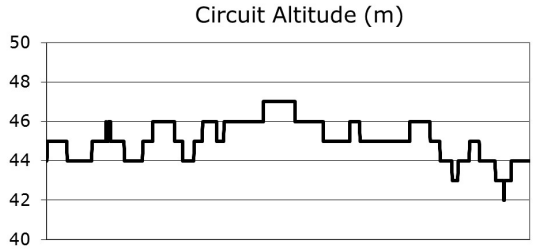

Length	2.9689 miles | 4.778 km | 4778.0 m		
FL		52.46340 N	0.94476 E
Int 1	1545m	52.46487 N	0.94466 E
Int 2	3198m	52.46617 N	0.94964 E
Pit Entry	4572m	52.46364 N	0.94774 E
Pit Exit	40m after FL	52.46338 N	0.94420 E
Pit Entry - Pit Exit	246m, 22.1s @ 40kph, 14.7s @ 60kph		

BRITISH GT CHAMPIONSHIP

Results & Live Timing available at – www.tsl-timing.com

Updated - 29/06/2024 09:39

2025 Protyre Motorsport Ginetta GT Championship

QUALIFYING - RACE 1 - CLASSIFICATION

POS	NO	CL	PIC	NAME	NAT	ENTRY	TIME	ON	LAPS	GAP	DIFF	MPH
1	43	PRO	1	Archie CLARK	GBR	MDD Racing	1:55.220	10	10			92.76
2	23*	PRO/AM	1	Harry GAMBLE	GBR	Elite Motorsport	1:55.332	4	7	0.112	0.112	92.67
3	26*	PRO	2	Robert CRONIN	IRL	Elite Motorsport	1:55.334	6	7	0.114	0.002	92.67
4	37*	PRO	3	Hadley SIMPSON	GBR	Xentek Motorsport	1:55.502	10	10	0.282	0.168	92.53
5	12	PRO	4	Jack COLLINS	GBR	E3 Sport	1:55.504	6	8	0.284	0.002	92.53
6	1*	PRO	5	Mckenzie DOUGLASS	GBR	Fox Motorsport	1:55.548	6	6	0.328	0.044	92.49
7	39*	PRO	6	Cameron PRATT THOMPSON	GBR	SVG Motorsport	1:55.568	10	10	0.348	0.020	92.48
8	63	AM	1	Ali JUFFALI	KSA	Elite Motorsport	1:55.730	5	7	0.510	0.162	92.35
9	57	PRO/AM	2	Nick WHITE	GBR	Raceway Motorsport	1:55.730	7	9	0.510	0.000	92.35
10	27*	PRO/AM	3	Alex DUNCAN	GBR	Xentek Motorsport	1:56.080	6	8	0.860	0.350	92.07
11	21*	AM	2	Luke SHAW	GBR	Raceway Motorsport	1:56.641	6	9	1.421	0.561	91.63
12	8*	AM	3	Dominic PAUL	GBR	Triple M Motorsport	1:56.663	8	10	1.443	0.022	91.61
13	47	AM	4	Emma TOMLINSON	GBR	DTO Motorsport	1:57.004	9	9	1.784	0.341	91.34
14	78	AM	5	Colin WHITE	GBR	CWS Engineering	1:57.018	6	10	1.798	0.014	91.33
15	3	AM	6	James TOWNSEND	GBR	SVG Motorsport	1:57.485	9	9	2.265	0.467	90.97
16	11	AM	7	Amy TOMLINSON	GBR	Raceway Motorsport	1:58.110	10	10	2.890	0.625	90.49
17	75	AM	8	James ROLLING	GBR	Fox Motorsport	1:59.117	10	10	3.897	1.007	89.72
18	4*	AM	9	Oliver FORDHAM	GBR	Fox Motorsport	1:59.166	8	10	3.946	0.049	89.69

***Car 21 - Intermittent transponder signals - please rectify before your next session - NCR Ch.12 App.6 Art.2.2**
No. 1, 8, 21, 23, 26, 39 - 1 Lap time disallowed; exceeding track limits.
No. 27 - 2 Lap times disallowed; exceeding track limits.
No. 4 - 3 Lap times disallowed; exceeding track limits.
No. 37 - 4 Lap times disallowed; exceeding track limits.

Weather / Track : Sunny / Dry
These results are provisional until the conclusion of any judicial and technical matters.

Date: 12/07/2025 Start: 09:01 Finish: 09:21
Snetterton 300: 2.9689 miles

Clerk Of Course: Paul Levitt

Timekeeper: Richard Lomax

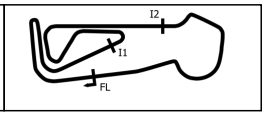

Results can be found at www.tsl-timing.com

Printed - 09:26 Saturday, 12 July 2025

2025 Protyre Motorsport Ginetta GT Championship

QUALIFYING - RACE 9 - 2ND FASTEST CLASSIFICATION

POS	NO	CL	PIC	NAME	NAT	ENTRY	TIME	ON	LAPS	GAP	DIFF	MPH
1	43	PRO	1	Archie CLARK	GBR	MDD Racing	1:55.439	8	10			92.58
2	26*	PRO	2	Robert CRONIN	IRL	Elite Motorsport	1:55.539	5	7	0.100	0.100	92.50
3	39*	PRO	3	Cameron PRATT THOMPSON	GBR	SVG Motorsport	1:55.573	6	10	0.134	0.034	92.47
4	1*	PRO	4	Mckenzie DOUGLASS	GBR	Fox Motorsport	1:55.635	4	6	0.196	0.062	92.42
5	12	PRO	5	Jack COLLINS	GBR	E3 Sport	1:55.644	7	8	0.205	0.009	92.42
6	37*	PRO	6	Hadley SIMPSON	GBR	Xentek Motorsport	1:55.688	7	10	0.249	0.044	92.38
7	57	PRO/AM	1	Nick WHITE	GBR	Raceway Motorsport	1:55.738	6	9	0.299	0.050	92.34
8	23*	PRO/AM	2	Harry GAMBLE	GBR	Elite Motorsport	1:55.952	7	7	0.513	0.214	92.17
9	63	AM	1	Ali JUFFALI	KSA	Elite Motorsport	1:56.409	4	7	0.970	0.457	91.81
10	27*	PRO/AM	3	Alex DUNCAN	GBR	Xentek Motorsport	1:56.811	7	8	1.372	0.402	91.49
11	8*	AM	2	Dominic PAUL	GBR	Triple M Motorsport	1:56.843	7	10	1.404	0.032	91.47
12	21*	AM	3	Luke SHAW	GBR	Raceway Motorsport	1:57.414	5	9	1.975	0.571	91.02
13	47	AM	4	Emma TOMLINSON	GBR	DTO Motorsport	1:57.431	7	9	1.992	0.017	91.01
14	3	AM	5	James TOWNSEND	GBR	SVG Motorsport	1:57.699	8	9	2.260	0.268	90.80
15	78	AM	6	Colin WHITE	GBR	CWS Engineering	1:57.906	5	10	2.467	0.207	90.64
16	11	AM	7	Amy TOMLINSON	GBR	Raceway Motorsport	1:58.345	9	10	2.906	0.439	90.31
17	75	AM	8	James ROLLING	GBR	Fox Motorsport	1:59.234	9	10	3.795	0.889	89.63
18	4*	AM	9	Oliver FORDHAM	GBR	Fox Motorsport	1:59.268	5	10	3.829	0.034	89.61

***Car 21 - Intermittent transponder signals - please rectify before your next session - NCR Ch.12 App.6 Art.2.2**
No. 1, 8, 21, 23, 26, 39 - 1 Lap time disallowed; exceeding track limits.
No. 27 - 2 Lap times disallowed; exceeding track limits.
No. 4 - 3 Lap times disallowed; exceeding track limits.
No. 37 - 4 Lap times disallowed; exceeding track limits.

Weather / Track : Sunny / Dry
These results are provisional until the conclusion of any judicial and technical matters.

Date: 12/07/2025 Start: 09:01 Finish: 09:21
Snetterton 300: 2.9689 miles

Clerk Of Course: Paul Levitt

Timekeeper: Richard Lomax

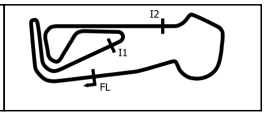

Results can be found at www.tsl-timing.com

Printed - 09:27 Saturday, 12 July 2025

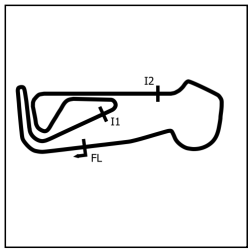

2025 Protyre Motorsport Ginetta GT Championship

QUALIFYING - RACES 1 & 9 - SECTOR ANALYSIS

SECTOR 1 = FL to I1, SECTOR 2 = I1 to I2, SECTOR 3 = I2 to FL, DIFF = Difference To Personal Best Lap, P = Crossed Finish Line in Pit Lane, D = Time Disallowed

P1 43 PRO Archie CLARK — MDD Racing

IDEAL LAP TIME : 1:55.044 BEST LAP TIME : 1:55.220 DIFFERENCE : 0.176

LAP	SECTOR 1		SECTOR 2		SECTOR 3		LAP TIME		MPH	DIFF	TIME OF DAY
1 -	OUTLAP	63.9	53.112	94.7	47.657	102.6	2:34.305		69.26	39.085	09:04:26.937
2 -	41.982	89.3	46.644	108.9	43.579	117.9	2:12.205		80.84	16.985	09:06:39.142
3 -	39.952	93.9	44.913	125.4	44.651	122.6	2:09.516		82.52	14.296	09:08:48.658
4 -	37.396	112.9	44.038	125.2	38.926	122.9	2:00.360		88.80	5.140	09:10:49.018
5 -	36.351	117.7	41.425	133.1	***37.863***	123.1	1:55.639		92.42	0.419	09:12:44.657
6 -	36.294	117.7	41.243	133.6	37.920	***124.0***	1:55.457	**(3)**	92.57	0.237	09:14:40.114
7 -	36.974	116.7	42.384	128.0	39.330	122.9	1:58.688		90.05	3.468	09:16:38.802
8 -	36.268	***117.9***	41.171	133.4	38.000	122.6	1:55.439	**(2)**	92.58	0.219	09:18:34.241
9 -	36.258	***117.9***	41.167	134.4	39.014	123.5	1:56.439		91.79	1.219	09:20:30.680
10 -	***36.065***	***117.9***	***41.116***	***135.0***	38.039	123.3	***1:55.220***	**(1)**	***92.76***		***09:22:25.900***

P2 23 PRO/AM Harry GAMBLE — Elite Motorsport

IDEAL LAP TIME : 1:55.181 BEST LAP TIME : 1:55.332 DIFFERENCE : 0.151

LAP	SECTOR 1		SECTOR 2		SECTOR 3		LAP TIME		MPH	DIFF	TIME OF DAY
1 -	OUTLAP	82.5	47.780	124.5	41.717	117.3	2:17.885		77.51	22.553	09:07:17.594
2 -	38.632	111.8	43.430	129.3	39.504	121.3	2:01.566		87.91	6.234	09:09:19.160
3 -	36.529	116.7	41.699	***133.4***	38.288	122.0	1:56.516	**(3)**	91.73	1.184	09:11:15.676
4 -	36.185	117.7	***41.268***	***133.4***	***37.879***	***122.9***	***1:55.332***	**(1)**	***92.67***		***09:13:11.008***
5 -	***36.034***	***117.9***	41.314	***133.4***	38.210	122.2	~~1:55.558~~	**D**	92.49	0.226	09:15:06.566
6 -	36.490	117.3	43.945	131.5	39.841	122.0	2:00.276		88.86	4.944	09:17:06.842
7 -	36.321	117.7	41.419	***133.4***	38.212	122.2	1:55.952	**(2)**	92.17	0.620	09:19:02.794

P3 26 PRO Robert CRONIN — Elite Motorsport

IDEAL LAP TIME : 1:55.334 BEST LAP TIME : 1:55.334 DIFFERENCE : 0.000

LAP	SECTOR 1		SECTOR 2		SECTOR 3		LAP TIME		MPH	DIFF	TIME OF DAY
1 -	OUTLAP	108.7	47.537	105.6	42.359	118.9	2:17.536		77.71	22.202	09:06:56.117
2 -	38.410	112.7	43.001	128.5	40.452	121.7	2:01.863		87.70	6.529	09:08:57.980
3 -	36.594	117.3	41.405	***134.7***	39.436	122.0	~~1:57.435~~	**D**	91.01	2.101	09:10:55.415
4 -	36.445	117.3	41.534	133.4	38.157	122.2	1:56.136	**(3)**	92.03	0.802	09:12:51.551
5 -	36.284	117.3	41.227	133.6	38.028	***122.9***	1:55.539	**(2)**	92.50	0.205	09:14:47.090
6 -	***36.166***	117.5	***41.218***	133.9	***37.950***	***122.9***	***1:55.334***	**(1)**	***92.67***		***09:16:42.424***
7 -	36.202	***118.3***	41.544	133.6	43.196	***122.9***	2:00.942		88.37	5.608	09:18:43.366

P4 37 PRO Hadley SIMPSON — Xentek Motorsport

IDEAL LAP TIME : 1:55.150 BEST LAP TIME : 1:55.502 DIFFERENCE : 0.352

LAP	SECTOR 1		SECTOR 2		SECTOR 3		LAP TIME		MPH	DIFF	TIME OF DAY
1 -	OUTLAP	64.4	55.150	94.3	47.101	108.9	2:39.356		67.07	43.854	09:04:22.849
2 -	40.840	103.2	45.417	127.5	38.960	121.1	2:05.217		85.35	9.715	09:06:28.066
3 -	36.656	116.3	41.728	132.3	38.340	121.3	~~1:56.724~~	**D**	91.56	1.222	09:08:24.790
4 -	36.358	116.9	41.513	133.1	38.156	122.0	1:56.027	**(3)**	92.11	0.525	09:10:20.817
5 -	37.371	85.2	46.065	131.8	40.438	121.5	2:03.874		86.28	8.372	09:12:24.691
6 -	36.340	117.5	41.294	132.6	***37.941***	122.4	~~1:55.575~~	**D**	92.47	0.073	09:14:20.266
7 -	36.233	117.3	41.225	132.8	38.230	122.2	1:55.688	**(2)**	92.38	0.186	09:16:15.954
8 -	***36.141***	117.5	41.248	133.4	38.260	122.4	~~1:55.649~~	**D**	92.41	0.147	09:18:11.603
9 -	36.175	***117.7***	41.103	133.6	38.107	***122.6***	~~1:55.385~~	**D**	92.62		09:20:06.988
10 -	36.271	117.3	***41.068***	***134.4***	38.163	***122.6***	***1:55.502***	**(1)**	***92.53***		***09:22:02.490***

Weather / Track : Sunny / Dry

Snetterton 300: 2.9689 miles
Date: 12/07/2025 Start: 09:01 Finish: 09:21

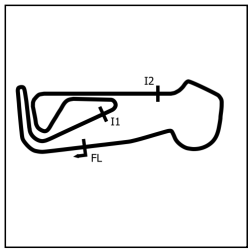

2025 Protyre Motorsport Ginetta GT Championship

QUALIFYING - RACES 1 & 9 - SECTOR ANALYSIS

SECTOR 1 = FL to I1, SECTOR 2 = I1 to I2, SECTOR 3 = I2 to FL, DIFF = Difference To Personal Best Lap, P = Crossed Finish Line in Pit Lane, D = Time Disallowed

P5 12 PRO Jack COLLINS — E3 Sport

IDEAL LAP TIME : 1:55.409 BEST LAP TIME : 1:55.504 DIFFERENCE : 0.095

LAP	SECTOR 1		SECTOR 2		SECTOR 3		LAP TIME		MPH	DIFF	TIME OF DAY
1 -	OUTLAP	91.6	46.447	115.5	42.676	117.7	2:17.364		77.80	21.860	09:03:40.206
2 -	40.091	92.1	43.579	131.0	39.376	122.2	2:03.046		86.86	7.542	09:05:43.252
3 -	36.934	115.9	41.733	132.6	38.304	121.7	1:56.971		91.37	1.467	09:07:40.223
4 -	36.839	***117.7***	41.384	133.1	38.084	122.2	1:56.307		91.89	0.803	09:09:36.530
5 -	36.632	117.3	41.394	***133.4***	38.151	122.6	1:56.177	**(3)**	91.99	0.673	09:11:32.707
6 -	36.259	***117.7***	***41.250***	132.8	***37.995***	***122.9***	***1:55.504***	**(1)**	***92.53***		***09:13:28.211***
7 -	***36.164***	***117.7***	41.283	***133.4***	38.197	***122.9***	1:55.644	**(2)**	92.42	0.140	09:15:23.855
8 -	38.259	102.4	44.234	118.7	IN PIT		3:26.068	**P**	51.86	1:30.564	09:18:49.923

P6 1 PRO Mckenzie DOUGLASS — Fox Motorsport

IDEAL LAP TIME : 1:55.401 BEST LAP TIME : 1:55.548 DIFFERENCE : 0.147

LAP	SECTOR 1		SECTOR 2		SECTOR 3		LAP TIME		MPH	DIFF	TIME OF DAY
1 -	OUTLAP	91.1	50.134	74.7	51.181	79.2	2:29.334		71.57	33.786	09:04:11.276
2 -	43.989	85.7	43.752	128.0	41.380	122.0	2:09.121		82.77	13.573	09:06:20.397
3 -	36.769	116.1	41.593	132.8	38.262	122.0	1:56.624	**(3)**	91.64	1.076	09:08:17.021
4 -	36.391	117.3	41.317	***133.6***	***37.927***	122.6	1:55.635	**(2)**	92.42	0.087	09:10:12.656
5 -	***36.211***	117.5	43.256	99.1	45.189	122.4	~~2:04.656~~	**D**	85.74	9.108	09:12:17.312
6 -	36.296	***117.7***	***41.263***	***133.6***	37.989	***123.3***	***1:55.548***	**(1)**	***92.49***		***09:14:12.860***

P7 39 PRO Cameron PRATT THOMPSON — SVG Motorsport

IDEAL LAP TIME : 1:55.453 BEST LAP TIME : 1:55.568 DIFFERENCE : 0.115

LAP	SECTOR 1		SECTOR 2		SECTOR 3		LAP TIME		MPH	DIFF	TIME OF DAY
1 -	OUTLAP	93.3	47.573	127.3	42.785	120.4	2:17.727		77.60	22.159	09:03:52.966
2 -	39.031	111.8	43.453	132.3	39.823	121.1	2:02.307		87.38	6.739	09:05:55.273
3 -	37.328	115.5	42.130	132.8	38.957	121.5	1:58.415		90.25	2.847	09:07:53.688
4 -	37.115	116.1	41.692	133.9	38.382	122.0	1:57.189		91.20	1.621	09:09:50.877
5 -	37.256	116.5	41.328	133.1	38.267	121.7	~~1:56.851~~	**D**	91.46	1.283	09:11:47.728
6 -	***36.302***	***117.7***	***41.167***	133.4	38.104	***122.4***	1:55.573	**(2)**	92.47	0.005	09:13:43.301
7 -	36.442	117.1	41.341	133.6	38.394	122.2	1:56.177	**(3)**	91.99	0.609	09:15:39.478
8 -	36.309	***117.7***	43.163	131.8	40.012	121.7	1:59.484		89.45	3.916	09:17:38.962
9 -	36.687	117.3	41.376	133.4	38.163	122.0	1:56.226		91.95	0.658	09:19:35.188
10 -	36.415	117.5	41.169	***134.2***	***37.984***	***122.4***	***1:55.568***	**(1)**	***92.48***		***09:21:30.756***

P8 63 AM Ali JUFFALI — Elite Motorsport

IDEAL LAP TIME : 1:55.488 BEST LAP TIME : 1:55.730 DIFFERENCE : 0.242

LAP	SECTOR 1		SECTOR 2		SECTOR 3		LAP TIME		MPH	DIFF	TIME OF DAY
1 -	OUTLAP	93.4	46.322	104.0	41.909	113.1	2:15.975		78.60	20.245	09:07:08.163
2 -	39.006	108.2	42.540	132.1	39.458	121.3	2:01.004		88.32	5.274	09:09:09.167
3 -	36.611	116.7	41.821	132.8	38.673	122.4	1:57.105	**(3)**	91.26	1.375	09:11:06.272
4 -	36.543	117.1	41.552	133.1	38.314	122.6	1:56.409	**(2)**	91.81	0.679	09:13:02.681
5 -	***36.217***	117.3	41.449	133.4	***38.064***	***122.9***	***1:55.730***	**(1)**	***92.35***		***09:14:58.411***
6 -	36.442	117.3	***41.207***	133.4	54.750	122.2	2:12.399		80.72	16.669	09:17:10.810
7 -	36.531	***117.5***	41.739	133.1	38.853	122.2	1:57.123		91.25	1.393	09:19:07.933

P9 57 PRO/AM Nick WHITE — Raceway Motorsport

IDEAL LAP TIME : 1:55.593 BEST LAP TIME : 1:55.730 DIFFERENCE : 0.137

LAP	SECTOR 1		SECTOR 2		SECTOR 3		LAP TIME		MPH	DIFF	TIME OF DAY
1 -	OUTLAP	98.8	48.674	106.0	IN PIT		5:17.435	**P**	33.67	3:21.705	09:06:43.539
2 -	OUTLAP	110.0	45.304	128.3	41.166	119.1	2:10.607		81.83	14.877	09:08:54.146
3 -	37.532	116.3	43.033	131.5	40.116	122.0	2:00.681		88.56	4.951	09:10:54.827
4 -	36.619	117.9	41.689	133.1	39.755	122.6	1:58.063		90.52	2.333	09:12:52.890
5 -	36.382	117.9	41.499	134.2	38.224	122.9	1:56.105		92.05	0.375	09:14:48.995
6 -	36.382	118.1	41.327	134.2	***38.029***	***123.3***	1:55.738	**(2)**	92.34	0.008	09:16:44.733
7 -	***36.272***	***118.9***	***41.292***	***135.0***	38.166	123.1	***1:55.730***	**(1)**	***92.35***		***09:18:40.463***
8 -	37.942	115.7	44.694	121.1	40.517	122.4	2:03.153		86.78	7.423	09:20:43.616
9 -	36.364	117.9	41.321	134.7	38.301	***123.3***	1:55.986	**(3)**	92.14	0.256	09:22:39.602

Weather / Track : Sunny / Dry

Snetterton 300: 2.9689 miles
Date: 12/07/2025 Start: 09:01 Finish: 09:21

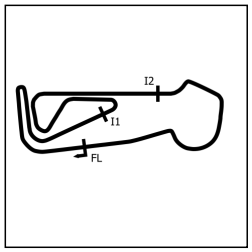

2025 Protyre Motorsport Ginetta GT Championship

QUALIFYING - RACES 1 & 9 - SECTOR ANALYSIS

SECTOR 1 = FL to I1, SECTOR 2 = I1 to I2, SECTOR 3 = I2 to FL, DIFF = Difference To Personal Best Lap, P = Crossed Finish Line in Pit Lane, D = Time Disallowed

P10 27 PRO/AM Alex DUNCAN — Xentek Motorsport

IDEAL LAP TIME : 1:55.863 BEST LAP TIME : 1:56.080 DIFFERENCE : 0.217

LAP	SECTOR 1		SECTOR 2		SECTOR 3		LAP TIME		MPH	DIFF	TIME OF DAY
1 -	OUTLAP	65.0	55.027	101.8	47.285	112.7	2:36.362		68.35	40.282	09:04:25.044
2 -	41.001	96.0	45.412	129.3	40.180	121.7	2:06.593		84.42	10.513	09:06:31.637
3 -	37.263	115.9	44.497	130.0	38.967	122.0	2:00.727		88.53	4.647	09:08:32.364
4 -	37.196	115.9	42.259	132.6	38.474	122.0	1:57.929	(3)	90.63	1.849	09:10:30.293
5 -	36.529	117.5	41.757	132.8	38.353	122.2	~~1:56.639~~	D	91.63	0.559	09:12:26.932
6 -	***36.240***	117.7	41.627	133.4	***38.213***	***122.6***	***1:56.080***	**(1)**	***92.07***		***09:14:23.012***
7 -	36.483	117.7	***41.410***	***134.4***	38.918	122.2	1:56.811	(2)	91.49	0.731	09:16:19.823
8 -	36.449	***118.3***	41.539	133.1	38.257	122.4	~~1:56.245~~	D	91.94	0.165	09:18:16.068

P11 21 AM Luke SHAW — Raceway Motorsport

IDEAL LAP TIME : 1:57.147 BEST LAP TIME : 1:56.641 DIFFERENCE : -0.506

LAP	SECTOR 1		SECTOR 2		SECTOR 3		LAP TIME		MPH	DIFF	TIME OF DAY
1 -	OUTLAP	83.8	47.802	126.1	IN PIT		5:19.925	P	33.40	3:23.284	09:06:49.094
2 -	OUTLAP	112.0	43.624	130.3	40.403		2:06.411		84.55	9.770	09:08:55.505
3 -	37.473	116.3	42.416	132.3	40.847	***122.2***	2:00.736		88.52	4.095	09:10:56.241
4 -	36.967		***41.887***	***133.9***	***38.792***		1:57.646		90.84	1.005	09:12:53.887
5 -	***36.468***	***118.1***					1:57.414	(2)	91.02	0.773	09:14:51.301
6 -							***1:56.641***	**(1)**	***91.63***		***09:16:47.942***
7 -						122.0	1:58.709		90.03	2.068	09:18:46.651
8 -	36.837	117.9					1:57.584	(3)	90.89	0.943	09:20:44.235
9 -							~~1:56.514~~	D	91.73		09:22:40.749

P12 8 AM Dominic PAUL — Triple M Motorsport

IDEAL LAP TIME : 1:56.451 BEST LAP TIME : 1:56.663 DIFFERENCE : 0.212

LAP	SECTOR 1		SECTOR 2		SECTOR 3		LAP TIME		MPH	DIFF	TIME OF DAY
1 -	OUTLAP	111.4	44.921	129.0	40.460	120.2	2:10.333		82.00	13.670	09:05:01.263
2 -	37.677	115.5	42.836	131.8	39.206	120.2	1:59.719		89.27	3.056	09:07:00.982
3 -	36.834	116.5	42.137	132.3	38.863	***121.3***	~~1:57.834~~	D	90.70	1.171	09:08:58.816
4 -	36.660	117.3	42.064	133.1	43.256	121.1	2:01.980		87.62	5.317	09:11:00.796
5 -	36.720	116.9	42.117	132.3	38.782	120.9	1:57.619		90.87	0.956	09:12:58.415
6 -	36.502	116.9	41.858	131.8	38.628	120.6	1:56.988		91.36	0.325	09:14:55.403
7 -	36.621	116.5	41.775	132.1	***38.447***	***121.3***	1:56.843	(2)	91.47	0.180	09:16:52.246
8 -	36.598	116.9	***41.571***	132.6	38.494	121.1	***1:56.663***	**(1)**	***91.61***		***09:18:48.909***
9 -	36.632	117.3	41.762	133.1	38.595	***121.3***	1:56.989		91.35	0.326	09:20:45.898
10 -	***36.433***	***117.7***	41.708	***133.6***	38.727	***121.3***	1:56.868	(3)	91.45	0.205	09:22:42.766

P13 47 AM Emma TOMLINSON — DTO Motorsport

IDEAL LAP TIME : 1:57.004 BEST LAP TIME : 1:57.004 DIFFERENCE : 0.000

LAP	SECTOR 1		SECTOR 2		SECTOR 3		LAP TIME		MPH	DIFF	TIME OF DAY
1 -	OUTLAP	88.1	48.282	103.8	43.829	121.3	2:21.102		75.74	24.098	09:03:48.639
2 -	38.896	110.7	43.972	129.5	41.014	121.5	2:03.882		86.27	6.878	09:05:52.521
3 -	37.341	115.3	42.759	132.1	39.620	121.7	1:59.720		89.27	2.716	09:07:52.241
4 -	39.001	102.4	42.890	***133.1***	40.158	121.5	2:02.049		87.57	5.045	09:09:54.290
5 -	36.840	116.5	42.099	***133.1***	39.582	121.3	1:58.521		90.17	1.517	09:11:52.811
6 -	36.689	116.7	42.048	131.8	38.999	121.1	1:57.736		90.78	0.732	09:13:50.547
7 -	36.521	116.9	41.939	132.6	38.971	121.5	1:57.431	(2)	91.01	0.427	09:15:47.978
8 -	36.600	116.9	41.821	***133.1***	39.028	***122.2***	1:57.449	(3)	91.00	0.445	09:17:45.427
9 -	***36.496***	***117.5***	***41.815***	132.6	***38.693***	***122.2***	***1:57.004***	**(1)**	***91.34***		***09:19:42.431***

Weather / Track : Sunny / Dry

Snetterton 300: 2.9689 miles
Date: 12/07/2025 Start: 09:01 Finish: 09:21

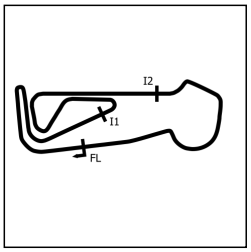

2025 Protyre Motorsport Ginetta GT Championship

QUALIFYING - RACES 1 & 9 - SECTOR ANALYSIS

SECTOR 1 = FL to I1, SECTOR 2 = I1 to I2, SECTOR 3 = I2 to FL, DIFF = Difference To Personal Best Lap, P = Crossed Finish Line in Pit Lane, D = Time Disallowed

P14 78 AM Colin WHITE — CWS Engineering

IDEAL LAP TIME : 1:57.018 BEST LAP TIME : 1:57.018 DIFFERENCE : 0.000

LAP	SECTOR 1		SECTOR 2		SECTOR 3		LAP TIME		MPH	DIFF	TIME OF DAY
1 -	OUTLAP	77.5	48.282	96.2	44.411	118.9	2:22.637		74.93	25.619	09:04:01.583
2 -	38.855	113.1	44.221	130.3	40.283	118.9	2:03.359		86.64	6.341	09:06:04.942
3 -	38.140	114.3	43.871	130.8	39.641	118.9	2:01.652		87.85	4.634	09:08:06.594
4 -	37.183	115.9	42.521	131.8	39.052	119.6	1:58.756	(3)	90.00	1.738	09:10:05.350
5 -	36.902	116.5	42.037	132.1	38.967	120.0	1:57.906	(2)	90.64	0.888	09:12:03.256
6 -	***36.554***	***117.7***	***41.945***	***132.3***	***38.519***	***120.9***	***1:57.018***	**(1)**	***91.33***		***09:14:00.274***
7 -	37.072	116.7	43.394	129.8	41.273	120.0	2:01.739		87.79	4.721	09:16:02.013
8 -	36.700	116.1	42.441	131.8	IN PIT		2:22.536	**P**	74.98	25.518	09:18:24.549
9 -	OUTLAP	109.6	43.877	131.3	42.913	119.1	2:09.323		82.64	12.305	09:20:33.872
10 -	37.530	115.9	43.267	131.8	39.139	118.9	1:59.936		89.11	2.918	09:22:33.808

P15 3 AM James TOWNSEND — SVG Motorsport

IDEAL LAP TIME : 1:57.238 BEST LAP TIME : 1:57.485 DIFFERENCE : 0.247

LAP	SECTOR 1		SECTOR 2		SECTOR 3		LAP TIME		MPH	DIFF	TIME OF DAY
1 -	OUTLAP	95.3	46.286	127.3	43.406	119.1	2:17.568		77.69	20.083	09:03:51.459
2 -	38.526	114.1	43.263	131.8	39.914	121.3	2:01.703		87.82	4.218	09:05:53.162
3 -	37.529	114.9	42.312	133.1	39.512	121.3	1:59.353		89.55	1.868	09:07:52.515
4 -	37.168	***116.5***	42.154	132.8	***38.548***	121.1	1:57.870	**(3)**	90.67	0.385	09:09:50.385
5 -	38.598	113.3	42.997	131.5	IN PIT		4:21.335	**P**	40.89	2:23.850	09:14:11.720
6 -	OUTLAP	108.9	45.405	126.1	41.857	119.8	2:10.508		81.89	13.023	09:16:22.228
7 -	37.179	116.1	42.226	132.8	38.888	121.3	1:58.293		90.35	0.808	09:18:20.521
8 -	***37.013***	***116.5***	41.941	***133.4***	38.745	***121.7***	1:57.699	**(2)**	90.80	0.214	09:20:18.220
9 -	37.102	115.7	***41.677***	***133.4***	38.706	121.5	***1:57.485***	**(1)**	***90.97***		***09:22:15.705***

P16 11 AM Amy TOMLINSON — Raceway Motorsport

IDEAL LAP TIME : 1:58.094 BEST LAP TIME : 1:58.110 DIFFERENCE : 0.016

LAP	SECTOR 1		SECTOR 2		SECTOR 3		LAP TIME		MPH	DIFF	TIME OF DAY
1 -	OUTLAP	97.1	50.385	126.8	43.763	118.9	2:24.116		74.16	26.006	09:03:55.536
2 -	39.718	112.7	44.502	130.3	41.279	119.4	2:05.499		85.16	7.389	09:06:01.035
3 -	37.968	114.9	43.452	130.0	40.156	120.0	2:01.576		87.91	3.466	09:08:02.611
4 -	37.144	116.3	42.515	131.3	39.474	120.9	1:59.133		89.71	1.023	09:10:01.744
5 -	37.072	116.1	42.289	131.0	39.655	120.6	1:59.016		89.80	0.906	09:12:00.760
6 -	37.001	***116.5***	42.366	131.5	39.628	120.4	1:58.995	**(3)**	89.81	0.885	09:13:59.755
7 -	37.294	115.1	44.715	130.3	41.356	120.6	2:03.365		86.63	5.255	09:16:03.120
8 -	37.216	115.1	42.927	131.3	39.571	120.4	1:59.714		89.28	1.604	09:18:02.834
9 -	37.106	116.3	42.151	131.8	***39.088***	120.6	1:58.345	**(2)**	90.31	0.235	09:20:01.179
10 -	***36.857***	116.3	***42.149***	***132.3***	39.104	***121.1***	***1:58.110***	**(1)**	***90.49***		***09:21:59.289***

P17 75 AM James ROLLING — Fox Motorsport

IDEAL LAP TIME : 1:59.104 BEST LAP TIME : 1:59.117 DIFFERENCE : 0.013

LAP	SECTOR 1		SECTOR 2		SECTOR 3		LAP TIME		MPH	DIFF	TIME OF DAY
1 -	OUTLAP	100.1	48.787	119.4	44.240	120.0	2:21.388		75.59	22.271	09:03:58.547
2 -	40.557	111.6	46.136	123.8	41.722	119.6	2:08.415		83.23	9.298	09:06:06.962
3 -	38.144	114.9	43.318	132.1	40.778	120.0	2:02.240		87.43	3.123	09:08:09.202
4 -	38.191	114.5	43.011	132.6	39.998	120.6	2:01.200		88.18	2.083	09:10:10.402
5 -	37.718	115.3	42.655	132.1	39.901	120.9	2:00.274		88.86	1.157	09:12:10.676
6 -	37.384	114.9	42.530	132.1	39.806	121.1	1:59.720	**(3)**	89.27	0.603	09:14:10.396
7 -	40.500	112.4	47.912	67.1	46.578	120.2	2:14.990		79.17	15.873	09:16:25.386
8 -	37.390	***116.5***	43.392	132.1	40.271	120.4	2:01.053		88.29	1.936	09:18:26.439
9 -	***37.336***	***116.5***	42.401	132.8	39.497	120.4	1:59.234	**(2)**	89.63	0.117	09:20:25.673
10 -	37.349	115.7	***42.317***	***133.4***	***39.451***	***121.3***	***1:59.117***	**(1)**	***89.72***		***09:22:24.790***

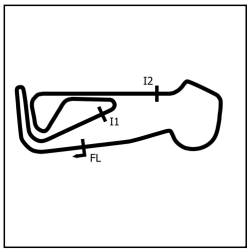

2025 Protyre Motorsport Ginetta GT Championship

QUALIFYING - RACES 1 & 9 - SECTOR ANALYSIS

SECTOR 1 = FL to I1, SECTOR 2 = I1 to I2, SECTOR 3 = I2 to FL, DIFF = Difference To Personal Best Lap, P = Crossed Finish Line in Pit Lane, D = Time Disallowed

P18 4 AM Oliver FORDHAM Fox Motorsport

IDEAL LAP TIME : 1:58.796 BEST LAP TIME : 1:59.166 DIFFERENCE : 0.370

LAP	SECTOR 1		SECTOR 2		SECTOR 3		LAP TIME		MPH	DIFF	TIME OF DAY
1 -	OUTLAP	82.4	50.735	98.9	45.461	111.6	2:24.487		73.97	25.321	09:04:35.054
2 -	39.316	111.6	44.051	131.0	41.236	118.3	2:04.603		85.77	5.437	09:06:39.657
3 -	38.691	113.7	43.003	131.8	39.827	120.6	~~2:01.521~~	**D**	87.95	2.355	09:08:41.178
4 -	***37.129***	115.9	43.064	132.3	39.276	121.5	~~1:59.469~~	**D**	89.46	0.303	09:10:40.647
5 -	37.156	***116.5***	42.950	132.1	***39.162***	120.9	1:59.268	**(2)**	89.61	0.102	09:12:39.915
6 -	37.327	113.5	42.847	131.8	39.830	120.9	~~2:00.004~~	**D**	89.06	0.838	09:14:39.919
7 -	37.940	115.9	42.907	132.1	39.627	121.7	2:00.474		88.71	1.308	09:16:40.393
8 -	37.136	115.9	***42.505***	133.1	39.525	120.4	***1:59.166***	**(1)**	***89.69***		***09:18:39.559***
9 -	37.339	114.9	42.875	132.8	39.489	120.6	1:59.703	**(3)**	89.28	0.537	09:20:39.262
10 -	37.788	115.9	42.860	***133.6***	39.498	***122.0***	2:00.146		88.95	0.980	09:22:39.408

Weather / Track : Sunny / Dry

Snetterton 300: 2.9689 miles
Date: 12/07/2025 Start: 09:01 Finish: 09:21

2025 Protyre Motorsport Ginetta GT Championship

QUALIFYING - RACES 1 & 9 - BEST SECTORS

	SECTOR 1		SECTOR 2		SECTOR 3	
POS	NO	TIME	NO	TIME	NO	TIME
1	23	36.034	37	41.068	43	37.863
2	43	36.065	43	41.116	23	37.879
3	37	36.141	39	41.167	1	37.927
4	12	36.164	63	41.207	37	37.941
5	26	36.166	26	41.218	26	37.950
6	1	36.211	12	41.250	39	37.984
7	63	36.217	1	41.263	12	37.995
8	27	36.240	23	41.268	57	38.029
9	57	36.272	57	41.292	63	38.064
10	39	36.302	27	41.410	27	38.213
11	8	36.433	8	41.571	8	38.447
12	21	36.468	3	41.677	78	38.519
13	47	36.496	47	41.815	3	38.548
14	78	36.554	21	41.887	47	38.693
15	11	36.857	78	41.945	21	38.792
16	3	37.013	11	42.149	11	39.088
17	4	37.129	75	42.317	4	39.162
18	75	37.336	4	42.505	75	39.451

IDEAL / BEST COMPARISON

PERFECT LAP 1:54.965

POS	NO	NAME	IDEAL	BEST	DIFF
1	43	CLARK	1:55.044	1:55.220	0.176
2	37	SIMPSON	1:55.150	1:55.502	0.352
3	23	GAMBLE	1:55.181	1:55.332	0.151
4	26	CRONIN	1:55.334	1:55.334	0.000
5	1	DOUGLASS	1:55.401	1:55.548	0.147
6	12	COLLINS	1:55.409	1:55.504	0.095
7	39	PRATT THOMPSON	1:55.453	1:55.568	0.115
8	63	JUFFALI	1:55.488	1:55.730	0.242
9	57	WHITE	1:55.593	1:55.730	0.137
10	27	DUNCAN	1:55.863	1:56.080	0.217
11	8	PAUL	1:56.451	1:56.663	0.212
12	47	TOMLINSON	1:57.004	1:57.004	0.000
13	78	WHITE	1:57.018	1:57.018	0.000
14	21	SHAW		1:56.641	
15	3	TOWNSEND	1:57.238	1:57.485	0.247
16	11	TOMLINSON	1:58.094	1:58.110	0.016
17	4	FORDHAM	1:58.796	1:59.166	0.370
18	75	ROLLING	1:59.104	1:59.117	0.013

Weather / Track : Sunny / Dry

Snetterton 300: 2.9689 miles
Date: 12/07/2025 Start: 09:01 Finish: 09:21

Results can be found at www.tsl-timing.com

Printed - 09:30 Saturday, 12 July 2025

2025 Protyre Motorsport Ginetta GT Championship

QUALIFYING - RACES 1 & 9 - BEST SPEEDS

	INTERMEDIATE 1			INTERMEDIATE 2			FINISH LINE		
POS	NO	NAME	MPH	NO	NAME	MPH	NO	NAME	MPH
1	**57**	WHITE	**118.9**	**43**	CLARK	**135.0**	**43**	CLARK	**124.0**
2	**26**	CRONIN	**118.3**	**57**	WHITE	**135.0**	**1**	DOUGLASS	**123.3**
3	**27**	DUNCAN	**118.3**	**26**	CRONIN	**134.7**	**57**	WHITE	**123.3**
4	**21**	SHAW	**118.1**	**37**	SIMPSON	**134.4**	**23**	GAMBLE	**122.9**
5	**43**	CLARK	**117.9**	**27**	DUNCAN	**134.4**	**26**	CRONIN	**122.9**
6	**23**	GAMBLE	**117.9**	**39**	PRATT THOMPSON	**134.2**	**12**	COLLINS	**122.9**
7	**37**	SIMPSON	**117.7**	**21**	SHAW	**133.9**	**63**	JUFFALI	**122.9**
8	**12**	COLLINS	**117.7**	**1**	DOUGLASS	**133.6**	**37**	SIMPSON	**122.6**
9	**1**	DOUGLASS	**117.7**	**63**	JUFFALI	**133.6**	**27**	DUNCAN	**122.6**
10	**39**	PRATT THOMPSON	**117.7**	**8**	PAUL	**133.6**	**39**	PRATT THOMPSON	**122.4**
11	**8**	PAUL	**117.7**	**4**	FORDHAM	**133.6**	**21**	SHAW	**122.2**
12	**78**	WHITE	**117.7**	**23**	GAMBLE	**133.4**	**47**	TOMLINSON	**122.2**
13	**63**	JUFFALI	**117.5**	**12**	COLLINS	**133.4**	**4**	FORDHAM	**122.0**
14	**47**	TOMLINSON	**117.5**	**3**	TOWNSEND	**133.4**	**3**	TOWNSEND	**121.7**
15	**3**	TOWNSEND	**116.5**	**75**	ROLLING	**133.4**	**8**	PAUL	**121.3**
16	**11**	TOMLINSON	**116.5**	**47**	TOMLINSON	**133.1**	**75**	ROLLING	**121.3**
17	**75**	ROLLING	**116.5**	**78**	WHITE	**132.3**	**11**	TOMLINSON	**121.1**
18	**4**	FORDHAM	**116.5**	**11**	TOMLINSON	**132.3**	**78**	WHITE	**120.9**

Weather / Track : Sunny / Dry

Snetterton 300: 2.9689 miles
Date: 12/07/2025 Start: 09:01 Finish: 09:21

Results can be found at www.tsl-timing.com

Printed - 09:30 Saturday, 12 July 2025

2025 Protyre Motorsport Ginetta GT Championship

QUALIFYING - RACES 1 & 9 - STATISTICS

Competitors Started	18
Planned Start	2025-07-12 @ 09:00:00.000
Actual Start	2025-07-12 @ 09:01:18.491
Finish Time	2025-07-12 @ 09:21:29.110
Track Length	2.9689mi.
Total Laps	159
Total Distance Covered	472.0569mi.

Session Fastest Lap History

NO	CL	NAME	LAP TIME	TIME OF DAY	LAP	VEHICLE
12	PRO	**Jack COLLINS**	**2:03.046**	09:05:43.262	2	E3 Sport
3	AM	**James TOWNSEND**	**2:01.703**	09:05:53.170	2	SVG Motorsport
8	AM	**Dominic PAUL**	**1:59.719**	09:07:00.998	2	Triple M Motorsport
12	PRO	**Jack COLLINS**	**1:56.971**	09:07:40.233	3	E3 Sport
1	PRO	**Mckenzie DOUGLASS**	**1:56.624**	09:08:17.037	3	Fox Motorsport
12	PRO	**Jack COLLINS**	**1:56.307**	09:09:36.540	4	E3 Sport
1	PRO	**Mckenzie DOUGLASS**	**1:55.635**	09:10:12.672	4	Fox Motorsport
23	PRO/AM	**Harry GAMBLE**	**1:55.332**	09:13:11.025	4	Elite Motorsport
43	PRO	**Archie CLARK**	**1:55.220**	09:22:25.919	10	MDD Racing

Flag History

TYPE	TIME OF DAY
GREEN	09:01:18.491
FINISH	09:21:29.110

Flag Statistics

TYPE	COUNT	TOTAL LAPS	TOTAL TIME
Green	1	10	21:43.341
Red	0	0	0.000
Safety Car	0	0	0.000
FCY	0	0	0.000

Weather / Track : Sunny / Dry

Snetterton 300: 2.9689 miles
Date: 12/07/2025 Start: 09:01 Finish: 09:21

2025 Protyre Motorsport Ginetta GT Championship

QUALIFYING - RACES 1 & 9 - STATISTICS

CLASS : AM

9 Starters

Fastest Lap History

NO	NAME	LAP TIME	TIME OF DAY	LAP	VEHICLE
47	**Emma TOMLINSON**	**2:03.882**	09:05:52.536	2	DTO Motorsport
3	**James TOWNSEND**	**2:01.703**	09:05:53.170	2	SVG Motorsport
8	**Dominic PAUL**	**1:59.719**	09:07:00.998	2	Triple M Motorsport
3	**James TOWNSEND**	**1:59.353**	09:07:52.523	3	SVG Motorsport
3	**James TOWNSEND**	**1:57.870**	09:09:50.393	4	SVG Motorsport
63	**Ali JUFFALI**	**1:57.105**	09:11:06.288	3	Elite Motorsport
63	**Ali JUFFALI**	**1:56.409**	09:13:02.697	4	Elite Motorsport
63	**Ali JUFFALI**	**1:55.730**	09:14:58.427	5	Elite Motorsport

Weather / Track : Sunny / Dry

Snetterton 300: 2.9689 miles
Date: 12/07/2025 Start: 09:01 Finish: 09:21

2025 Protyre Motorsport Ginetta GT Championship

QUALIFYING - RACES 1 & 9 - STATISTICS

CLASS : PRO

6 Starters

Fastest Lap History

NO	NAME	LAP TIME	TIME OF DAY	LAP	VEHICLE
12	**Jack COLLINS**	**2:03.046**	09:05:43.262	2	E3 Sport
39	**Cameron PRATT THOMPSON**	**2:02.307**	09:05:55.280	2	SVG Motorsport
12	**Jack COLLINS**	**1:56.971**	09:07:40.233	3	E3 Sport
1	**Mckenzie DOUGLASS**	**1:56.624**	09:08:17.037	3	Fox Motorsport
12	**Jack COLLINS**	**1:56.307**	09:09:36.540	4	E3 Sport
1	**Mckenzie DOUGLASS**	**1:55.635**	09:10:12.672	4	Fox Motorsport
12	**Jack COLLINS**	**1:55.504**	09:13:28.221	6	E3 Sport
43	**Archie CLARK**	**1:55.457**	09:14:40.058	6	MDD Racing
26	**Robert CRONIN**	**1:55.334**	09:16:42.439	6	Elite Motorsport
43	**Archie CLARK**	**1:55.220**	09:22:25.919	10	MDD Racing

2025 Protyre Motorsport Ginetta GT Championship

QUALIFYING - RACES 1 & 9 - STATISTICS

CLASS : PRO-AM

3 Starters

Fastest Lap History

NO	NAME	LAP TIME	TIME OF DAY	LAP	VEHICLE
27	**Alex DUNCAN**	**2:06.593**	09:06:31.652	2	Xentek Motorsport
27	**Alex DUNCAN**	**2:00.727**	09:08:32.378	3	Xentek Motorsport
27	**Alex DUNCAN**	**1:57.929**	09:10:30.307	4	Xentek Motorsport
23	**Harry GAMBLE**	**1:56.516**	09:11:15.693	3	Elite Motorsport
23	**Harry GAMBLE**	**1:55.332**	09:13:11.025	4	Elite Motorsport

2025 Protyre Motorsport Ginetta GT Championship

QUALIFYING - RACES 1 & 9 - WEATHER CONDITIONS

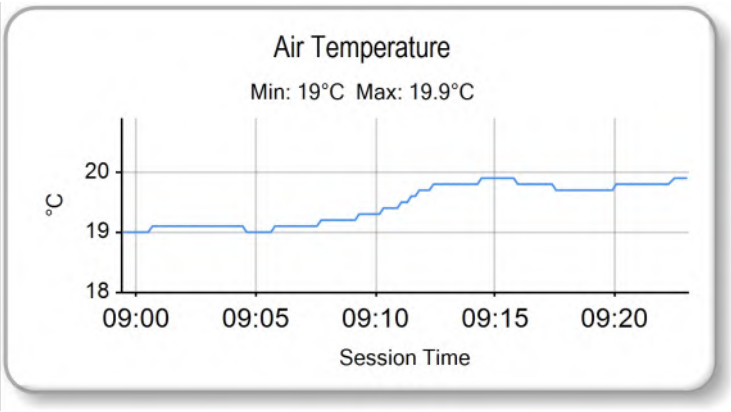

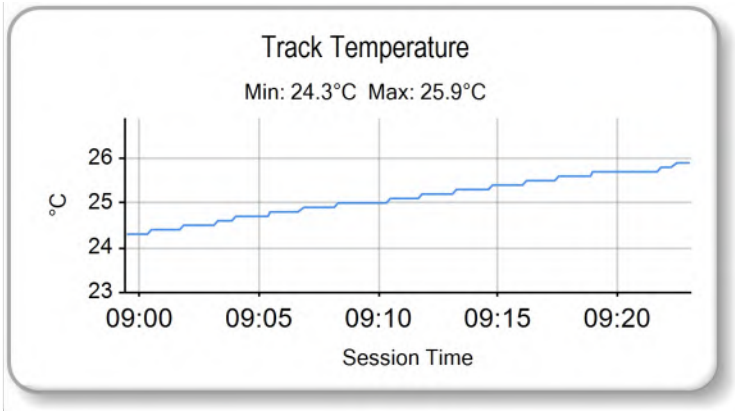

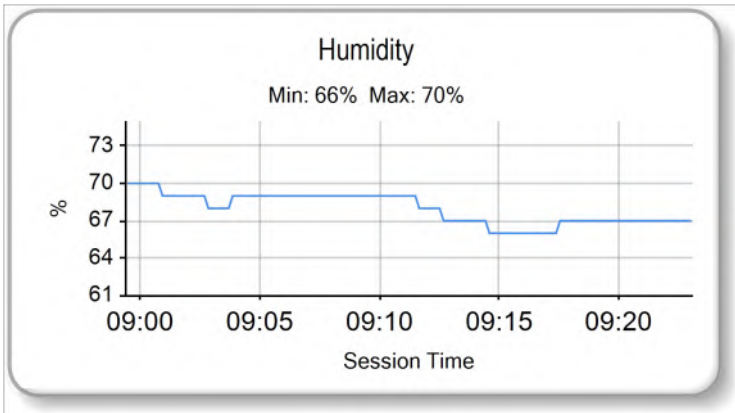

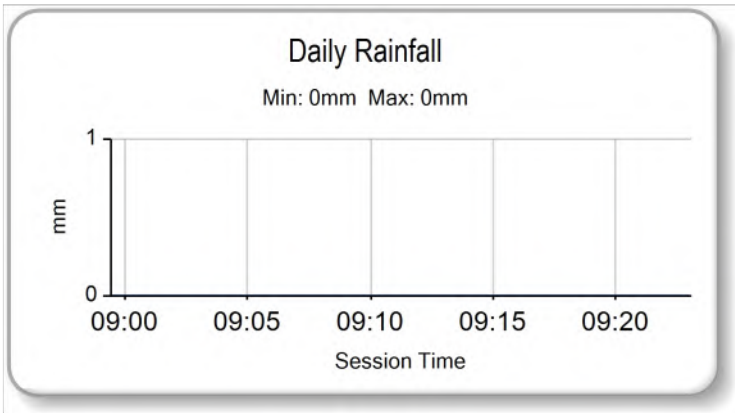

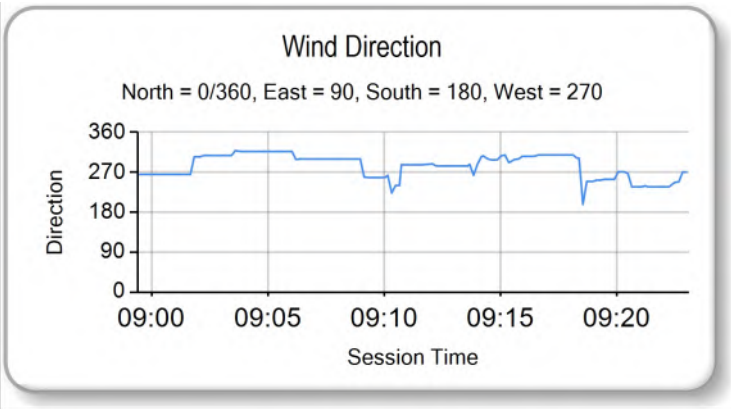

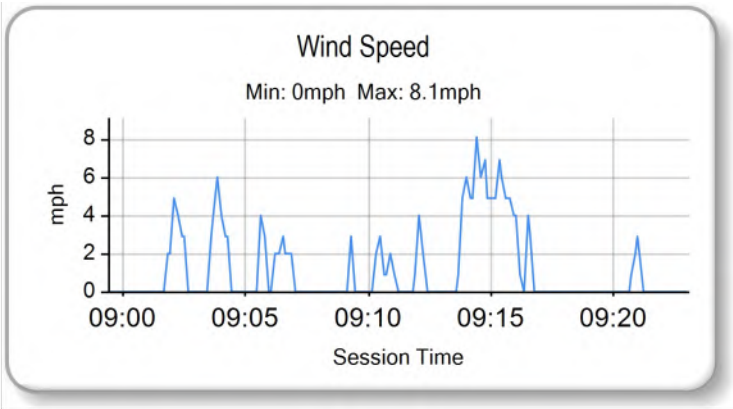

Weather / Track : Sunny / Dry

Snetterton 300: 2.9689 miles
Date: 12/07/2025 Start: 09:01 Finish: 09:21

Results can be found at www.tsl-timing.com

Printed - 09:30 Saturday, 12 July 2025

2025 Protyre Motorsport Ginetta GT Championship

RACE 1 - ROUND 7 - GRID (20 minutes)

ROW 9	17	39	Cameron PRATT THOMPSON (1:55.568)	18	4	Oliver FORDHAM (1:59.166)	
ROW 8	15	11	Amy TOMLINSON (1:58.110)	16	75	James ROLLING (1:59.117)	
ROW 7	13	78	Colin WHITE (1:57.018)	14	3	James TOWNSEND (1:57.485)	
ROW 6	11	8	Dominic PAUL (1:56.663)	12	47	Emma TOMLINSON (1:57.004)	
ROW 5	9	27	Alex DUNCAN (1:56.080)	10	21	Luke SHAW (1:56.641)	
ROW 4	7	63	Ali JUFFALI (1:55.730)	8	57	Nick WHITE (1:55.730)	
ROW 3	5	12	Jack COLLINS (1:55.504)	6	1	Mckenzie DOUGLASS (1:55.548)	
ROW 2	3	26	Robert CRONIN (1:55.334)	4	37	Hadley SIMPSON (1:55.502)	
ROW 1	1	43	Archie CLARK (1:55.220) **Pole**	2	23	Harry GAMBLE (1:55.332)	

Car 39 - 10 place grid penalty from previous round

These results are provisional until the conclusion of any judicial and technical matters.

Snetterton 300: 2.9689 miles

Clerk Of Course: Paul Levitt

Timekeeper: Richard Lomax

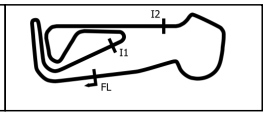

Results can be found at www.tsl-timing.com

Printed - 09:31 Saturday, 12 July 2025

GINETTA GT CHAMPIONSHIP

2025 Protyre Motorsport Ginetta GT Championship

RACE 9 - ROUND 8 - GRID (40 minutes)

ROW 9	17	75	James ROLLING	1:59.234	18	4	Oliver FORDHAM	1:59.268
ROW 8	15	78	Colin WHITE	1:57.906	16	11	Amy TOMLINSON	1:58.345
ROW 7	13	47	Emma TOMLINSON	1:57.431	14	3	James TOWNSEND	1:57.699
ROW 6	11	8	Dominic PAUL	1:56.843	12	21	Luke SHAW	1:57.414
ROW 5	9	63	Ali JUFFALI	1:56.409	10	27	Alex DUNCAN	1:56.811
ROW 4	7	57	Nick WHITE	1:55.738	8	23	Harry GAMBLE	1:55.952
ROW 3	5	12	Jack COLLINS	1:55.644	6	37	Hadley SIMPSON	1:55.688
ROW 2	3	39	Cameron PRATT THOMPSON	1:55.573	4	1	Mckenzie DOUGLASS	1:55.635
ROW 1	1	43	Archie CLARK	1:55.439	2	26	Robert CRONIN	1:55.539
		Pole						

These results are provisional until the conclusion of any judicial and technical matters.

Snetterton 300: 2.9689 miles

Clerk Of Course: Paul Levitt	Timekeeper: Richard Lomax	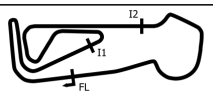

Results can be found at www.tsl-timing.com

Printed - 09:32 Saturday, 12 July 2025

GINETTA brscc DRIVEN BY RACING protyre autocare want2race? GINETTA SIM TRACK DRIVER PERFORMANCE CENTRE PIRELLI Blyton Park

2025 Protyre Motorsport Ginetta GT Championship

RACE 1 - ROUND 7 - CLASSIFICATION - AMENDED 2

Race Distance: 11 Laps / 32.65 miles

POS	NO	CL	PIC	NAME	NAT	ENTRY	LAPS	TIME	GAP	DIFF	MPH	BEST	ON	GRD	↑↓
1	43*	PRO	1	Archie CLARK	GBR	MDD Racing	11	21:40.947			90.37	1:56.724	10	1	0
2	26*	PRO	2	Robert CRONIN	IRL	Elite Motorsport	11	21:41.232	0.285	0.285	90.35	1:56.867	10	3	1
3	37	PRO	3	Hadley SIMPSON	GBR	Xentek Motorsport	11	21:46.870	5.923	5.638	89.96	1:57.524	4	4	1
4	57	PRO/AM	1	Nick WHITE	GBR	Raceway Motorsport	11	21:49.380	8.433	2.510	89.78	1:57.516	6	8	4
5	39	PRO	4	Cameron PRATT THOMPSON	GBR	SVG Motorsport	11	21:50.152	9.205	0.772	89.73	1:56.658	7	17	12
6	12	PRO	5	Jack COLLINS	GBR	E3 Sport	11	21:51.608	10.661	1.456	89.63	1:57.492	6	5	-1
7	27	PRO/AM	2	Alex DUNCAN	GBR	Xentek Motorsport	11	21:51.981	11.034	0.373	89.61	1:57.144	7	9	2
8	23*	PRO/AM	3	Harry GAMBLE	GBR	Elite Motorsport	11	21:54.722	13.775	2.741	89.42	1:56.722	6	2	-6
9	1*	PRO	6	Mckenzie DOUGLASS	GBR	Fox Motorsport	11	21:58.855	17.908	4.133	89.14	1:56.765	4	6	-3
10	3	AM	1	James TOWNSEND	GBR	SVG Motorsport	11	22:05.657	24.710	6.802	88.68	1:58.686	5	14	4
11	78	AM	2	Colin WHITE	GBR	CWS Engineering	11	22:13.601	32.654	7.944	88.15	1:58.934	4	13	2
12	21	AM	3	Luke SHAW	GBR	Raceway Motorsport	11	22:17.275	36.328	3.674	87.91	1:58.460	4	10	-2
13	63*	AM	4	Ali JUFFALI	KSA	Elite Motorsport	11	22:20.706	39.759	3.431	87.69	1:57.543	8	7	-6
14	11	AM	5	Amy TOMLINSON	GBR	Raceway Motorsport	11	22:31.161	50.214	10.455	87.01	2:00.093	6	15	1
15	75	AM	6	James ROLLING	GBR	Fox Motorsport	11	22:37.175	56.228	6.014	86.62	2:00.787	5	16	1
16	4	AM	7	Oliver FORDHAM	GBR	Fox Motorsport	11	22:44.490	1:03.543	7.315	86.16	2:00.482	8	18	2
17	47	AM	8	Emma TOMLINSON	GBR	DTO Motorsport	11	22:59.953	1:19.006	15.463	85.19	2:00.361	7	12	-5
18	8*	AM	9	Dominic PAUL	GBR	Triple M Motorsport	11	22:44.971			86.13	1:59.443	10	11	-7

FASTEST LAP

39	PRO	Cameron PRATT THOMPSON	GBR	SVG Motorsport	7	1:56.658	91.61 mph	147.44 kph
23	PRO/AM	Harry GAMBLE	GBR	Elite Motorsport	6	1:56.722	91.56 mph	147.36 kph
63	AM	Ali JUFFALI	KSA	Elite Motorsport	8	1:57.543	90.92 mph	146.33 kph

***Cars 1 & 63 - 5 second time penalty for exceeding track limits**
***Car 8 - 1 place position penalty. Ch.12 App.7 Art.1.8 Causing a collision**
***Car 1 - 5 seconds race time penalty. Ch.2 Ann A Art.1.3 Gaining an unfair advantage**
***Car 23 - 5 seconds race time penalty. Ch.2 Ann A Art.1.3 Gaining an unfair advantage**
***Car 26 - 5 seconds race time penalty. Ch.2 Ann A Art.1.3 Gaining an unfair advantage**
***Car 43 - 5 seconds race time penalty. Ch.2 Ann A Art.1.3 Gaining an unfair advantage**

Weather / Track : Sunny / Dry
These results are provisional until the conclusion of any judicial and technical matters.

Date: 12/07/2025 Start: 14:07 Finish: 14:28
Snetterton 300: 2.9689 miles

Clerk Of Course: Paul Levitt

Timekeeper: Richard Lomax

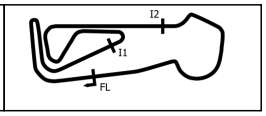

Results can be found at www.tsl-timing.com

Printed - 09:39 Sunday, 13 July 2025

2025 Protyre Motorsport Ginetta GT Championship

RACE 1 - ROUND 7 - LAP CHART

LAP 1		@ 14:09:03.920	LAP 2		@ 14:11:02.154	LAP 3		@ 14:12:59.862	LAP 4		@ 14:14:57.019	LAP 5		@ 14:16:54.327
NO	BEHIND	LAP TIME	NO	BEHIND	LAP TIME	NO	BEHIND	LAP TIME	NO	BEHIND	LAP TIME	NO	BEHIND	LAP TIME
43		2:02.664	**43**		1:58.234	**43**		1:57.708	**43**		1:57.157	**43**		1:57.308
26	0.321	2:02.985	**26**	0.720	1:58.633	**26**	0.581	1:57.569	**26**	0.628	1:57.204	**26**	0.867	1:57.547
37	2.681	2:05.345	**37**	4.030	1:59.583	**37**	4.504	1:58.182	**37**	4.871	1:57.524	**37**	5.341	1:57.778
12	2.911	2:05.575	**12**	4.420	1:59.743	**12**	5.063	1:58.351	**12**	5.538	1:57.632	**12**	6.000	1:57.770
57	3.158	2:05.822	**57**	5.090	2:00.166	**57**	5.567	1:58.185	**57**	6.099	1:57.689	**57**	6.569	1:57.778
27	5.336	2:08.000	**27**	7.096	1:59.994	**1**	7.321	1:57.656	**1**	6.929	1:56.765	**1**	6.911	1:57.290
21	5.990	2:08.654	**1**	7.373	1:59.414	**27**	8.416	1:59.028	**27**	8.895	1:57.636	**27**	9.089	1:57.502
1	6.193	2:08.857	**21**	8.251	2:00.495	**21**	9.158	1:58.615	**21**	10.461	1:58.460	**23**	10.938	1:57.632
3	6.714	2:09.378	**3**	10.024	2:01.544	**23**	10.070	1:57.620	**23**	10.614	1:57.701	**21**	12.445	1:59.292
78	7.316	2:09.980	**23**	10.158	2:00.089	**3**	12.252	1:59.936	**39**	13.032	1:57.798	**39**	12.897	1:57.173
47	8.171	2:10.835	**78**	11.016	2:01.934	**39**	12.391	1:58.606	**3**	15.223	2:00.128	**3**	16.601	1:58.686
23	8.303	2:10.967	**39**	11.493	2:01.098	**78**	14.152	2:00.844	**78**	15.929	1:58.934	**78**	18.059	1:59.438
39	8.629	2:11.293	**47**	13.540	2:03.603	**4**	21.733	2:02.669	**4**	26.741	2:02.165	**63**	29.748	1:57.981
8	9.734	2:12.398	**8**	13.673	2:02.173	**11**	23.783	2:03.245	**63**	29.075	1:59.501	**4**	31.415	2:01.982
11	11.351	2:14.015	**4**	16.772	2:03.426	**75**	24.097	2:03.052	**11**	30.187	2:03.561	**11**	33.552	2:00.673
4	11.580	2:14.244	**11**	18.246	2:05.129	**63**	26.731	1:58.595	**75**	30.809	2:03.869	**75**	34.288	2:00.787
75	12.942	2:15.606	**75**	18.753	2:04.045	**47**	40.148	2:24.316	**47**	45.470	2:02.479	**47**	49.477	2:01.315
63	24.830	2:27.494	**63**	25.844	1:59.248	**8**	44.389	2:28.424	**8**	47.261	2:00.029	**8**	49.731	1:59.778

Weather / Track : Sunny / Dry

Snetterton 300: 2.9689 miles
Date: 12/07/2025 Start: 14:07 Finish: 14:28

2025 Protyre Motorsport Ginetta GT Championship

RACE 1 - ROUND 7 - LAP CHART

LAP 6		@ 14:18:51.467	LAP 7		@ 14:20:48.485	LAP 8		@ 14:22:46.040	LAP 9		@ 14:24:43.068	LAP 10		@ 14:26:39.792
NO	BEHIND	LAP TIME	NO	BEHIND	LAP TIME	NO	BEHIND	LAP TIME	NO	BEHIND	LAP TIME	NO	BEHIND	LAP TIME
43		1:57.140	**43**		1:57.018	**43**		1:57.555	**43**		1:57.028	**43**		1:56.724
26	0.828	1:57.101	**26**	0.886	1:57.076	**26**	0.351	1:57.020	**26**	0.400	1:57.077	**26**	0.543	1:56.867
37	5.856	1:57.655	**37**	6.976	1:58.138	**37**	7.227	1:57.806	**37**	8.670	1:58.471	**37**	10.033	1:58.087
12	6.352	1:57.492	**12**	7.194	1:57.860	**12**	7.739	1:58.100	**12**	9.033	1:58.322	**1**	11.675	1:58.912
57	6.945	1:57.516	**57**	7.522	1:57.595	**57**	8.132	1:58.165	**57**	9.298	1:58.194	**12**	11.712	1:59.403
1	7.290	1:57.519	**1**	7.900	1:57.628	**1**	8.382	1:58.037	**1**	9.487	1:58.133	**57**	11.846	1:59.272
27	9.250	1:57.301	**27**	9.376	1:57.144	**23**	10.707	1:57.483	**23**	11.237	1:57.558	**23**	11.910	1:57.397
23	10.520	1:56.722	**23**	10.779	1:57.277	**39**	11.717	1:56.837	**39**	11.799	1:57.110	**39**	12.633	1:57.558
39	12.795	1:57.038	**39**	12.435	1:56.658	**27**	13.248	2:01.427	**27**	14.079	1:57.859	**27**	15.084	1:57.729
3	18.549	1:59.088	**3**	20.526	1:58.995	**3**	21.832	1:58.861	**3**	23.848	1:59.044	**3**	26.518	1:59.394
21	23.141	2:07.836	**78**	27.020	1:59.824	**78**	29.154	1:59.689	**78**	31.693	1:59.567	**78**	34.996	2:00.027
78	24.214	2:03.295	**21**	27.609	2:01.486	**21**	29.900	1:59.846	**21**	31.964	1:59.092	**21**	35.542	2:00.302
63	30.296	1:57.688	**63**	31.133	1:57.855	**63**	31.121	1:57.543	**63**	32.497	1:58.404	**63**	36.134	2:00.361
4	35.300	2:01.025	**4**	39.101	2:00.819	**4**	42.028	2:00.482	**4**	45.765	2:00.765	**11**	51.841	2:01.813
11	36.505	2:00.093	**11**	40.206	2:00.719	**11**	43.305	2:00.654	**11**	46.752	2:00.475	**75**	56.398	2:02.487
75	38.476	2:01.328	**75**	42.960	2:01.502	**75**	46.204	2:00.799	**75**	50.635	2:01.459	**4**	1:02.999	2:13.958
47	52.784	2:00.447	**47**	56.127	2:00.361	**8**	1:01.625	2:02.832	**8**	1:04.136	1:59.539	**8**	1:06.855	1:59.443
8	52.965	2:00.374	**8**	56.348	2:00.401	**47**	1:08.787	2:10.215	**47**	1:12.962	2:01.203	**47**	1:18.800	2:02.562

Weather / Track : Sunny / Dry

Snetterton 300: 2.9689 miles
Date: 12/07/2025 Start: 14:07 Finish: 14:28

2025 Protyre Motorsport Ginetta GT Championship

RACE 1 - ROUND 7 - LAP CHART

LAP 11		@ 14:28:37.203
NO	BEHIND	LAP TIME
43		1:57.411
26	0.285	1:57.153
37	10.923	1:58.301
1	12.908	1:58.644
57	13.433	1:58.998
23	13.775	1:59.276
39	14.205	1:58.983
12	15.661	2:01.360
27	16.034	1:58.361
3	29.710	2:00.603
78	37.654	2:00.069
63	39.759	2:01.036
21	41.328	2:03.197
11	55.214	2:00.784
75	1:01.228	2:02.241
4	1:08.543	2:02.955
8	1:09.024	1:59.580
47	1:24.006	2:02.617

Weather / Track : Sunny / Dry

Snetterton 300: 2.9689 miles
Date: 12/07/2025 Start: 14:07 Finish: 14:28

2025 Protyre Motorsport Ginetta GT Championship

RACE 1 - ROUND 7 - POSITION CHART WITH INTERMEDIATES

No	Name	Lap / Pos	L0 - Int1-M	L0 - Int2-M	L1 - Finish	L1 - Int1-M	L1 - Int2-M	L2 - Finish	L2 - Int1-M	L2 - Int2-M	L3 - Finish	L3 - Int1-M	L3 - Int2-M	L4 - Finish	L4 - Int1-M	L4 - Int2-M	L5 - Finish	L5 - Int1-M	L5 - Int2-M	L6 - Finish	L6 - Int1-M	L6 - Int2-M	L7 - Finish	L7 - Int1-M	L7 - Int2-M	L8 - Finish	L8 - Int1-M	L8 - Int2-M	L9 - Finish	L9 - Int1-M	L9 - Int2-M	L10 - Finish	L10 - Int1-M	L10 - Int2-M
43	CLARK	1	43	43	43	43	43	43	43	43	43	43	43	43	43	43	43	43	43	43	43	43	43	43	43	43	43	43	43	43	43	43	43	43
23	GAMBLE	2	26	26	26	26	26	26	26	26	26	26	26	26	26	26	26	26	26	26	26	26	26	26	26	26	26	26	26	26	26	26	26	26
26	CRONIN	3	37	37	37	37	37	37	37	37	37	37	37	37	37	37	37	37	37	37	37	37	37	37	37	37	37	37	37	37	37	37	37	37
37	SIMPSON	4	12	12	12	12	12	12	12	12	12	12	12	12	12	12	12	12	12	12	12	12	12	12	12	12	12	12	12	12	12	1	1	1
12	COLLINS	5	57	57	57	57	57	57	57	57	57	57	57	57	57	57	57	57	57	57	57	57	57	57	57	57	57	57	57	1	1	12	57	57
1	DOUGLASS	6	21	21	27	27	27	27	27	1	1	1	1	1	1	1	1	1	1	1	1	1	1	1	1	1	1	1	1	57	57	57	23	23
63	JUFFALI	7	1	27	21	21	1	1	1	27	27	27	27	27	27	27	27	27	27	27	27	27	27	27	27	23	23	23	23	23	23	23	39	39
57	WHITE	8	3	1	1	1	21	21	21	21	21	21	21	21	23	23	23	23	23	23	23	23	23	23	23	39	39	39	39	39	39	39	12	12
27	DUNCAN	9	27	3	3	3	3	3	23	23	23	23	23	23	21	21	21	39	39	39	39	39	39	39	39	27	27	27	27	27	27	27	27	27
21	SHAW	10	8	78	78	78	23	23	3	3	3	39	39	39	39	39	39	3	3	3	3	3	3	3	3	3	3	3	3	3	3	3	3	3
8	PAUL	11	78	47	47	23	78	78	78	39	39	3	3	3	3	3	3	78	21	21	21	78	78	78	78	78	78	78	78	78	78	78	78	78
47	TOMLINSON	12	47	39	23	47	39	39	39	78	78	78	78	78	78	78	78	21	78	78	78	21	21	21	21	21	21	21	21	21	21	21	21	21
78	WHITE	13	39	23	39	39	47	47	4	4	4	4	4	4	4	63	63	63	63	63	63	63	63	63	63	63	63	63	63	63	63	63	63	63
3	TOWNSEND	14	11	8	8	8	8	8	11	11	11	11	11	63	63	4	4	4	4	4	4	4	4	4	4	4	4	4	4	4	11	11	11	11
11	TOMLINSON	15	63	11	11	11	4	4	75	75	75	75	75	11	11	11	11	11	11	11	11	11	11	11	11	11	11	11	11	11	75	75	75	75
75	ROLLING	16	23	4	4	4	11	11	63	63	63	63	63	75	75	75	75	75	75	75	75	75	75	75	75	75	75	75	75	75	4	4	4	4
39	PRATT THOMPSON	17	75	75	75	75	75	75	47	47	47	47	47	47	47	47	47	47	47	47	47	47	47	47	8	8	8	8	8	8	8	8	8	8
4	FORDHAM	18	4	63	63	63	63	63	8	8	8	8	8	8	8	8	8	8	8	8	8	8	8	8	47	47	47	47	47	47	47	47	47	47

Weather / Track : Sunny / Dry

Snetterton 300: 2.9689 miles
Date: 12/07/2025 Start: 14:07 Finish: 14:28

2025 Protyre Motorsport Ginetta GT Championship

RACE 1 - ROUND 7 - POSITION CHART WITH INTERMEDIATES

No	Name	Lap Pos	L11 - Finish
43	CLARK	1	43
23	GAMBLE	2	26
26	CRONIN	3	37
37	SIMPSON	4	1
12	COLLINS	5	57
1	DOUGLASS	6	23
63	JUFFALI	7	39
57	WHITE	8	12
27	DUNCAN	9	27
21	SHAW	10	3
8	PAUL	11	78
47	TOMLINSON	12	63
78	WHITE	13	21
3	TOWNSEND	14	11
11	TOMLINSON	15	75
75	ROLLING	16	4
39	PRATT THOMPSON	17	8
4	FORDHAM	18	47

Weather / Track : Sunny / Dry

Snetterton 300: 2.9689 miles
Date: 12/07/2025 Start: 14:07 Finish: 14:28

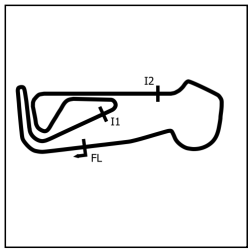

2025 Protyre Motorsport Ginetta GT Championship

RACE 1 - ROUND 7 - SECTOR ANALYSIS

SECTOR 1 = FL to I1, SECTOR 2 = I1 to I2, SECTOR 3 = I2 to FL, DIFF = Difference To Personal Best Lap, P = Crossed Finish Line in Pit Lane, D = Time Disallowed

P1 43 PRO Archie CLARK — MDD Racing

IDEAL LAP TIME : 1:56.639 BEST LAP TIME : 1:56.724 DIFFERENCE : 0.085

LAP	SECTOR 1		SECTOR 2		SECTOR 3		LAP TIME		MPH	DIFF	TIME OF DAY
1 -		113.3	42.787	130.3	39.235	121.7	2:02.664		87.13	5.940	14:09:03.920
2 -	37.277	113.9	42.288	131.8	38.669	122.4	1:58.234		90.39	1.510	14:11:02.154
3 -	36.977	115.3	42.267	132.3	38.464	122.2	1:57.708		90.80	0.984	14:12:59.862
4 -	36.947	***116.1***	41.858	132.1	***38.352***	122.4	1:57.157		91.22	0.433	14:14:57.019
5 -	36.779	***116.1***	41.958	132.1	38.571	122.4	1:57.308		91.11	0.584	14:16:54.327
6 -	36.934	115.5	41.835	132.3	38.371	***123.1***	1:57.140		91.24	0.416	14:18:51.467
7 -	***36.662***	115.9	41.715	132.1	38.641	122.0	1:57.018	**(2)**	91.33	0.294	14:20:48.485
8 -	36.842	115.9	42.058	131.5	38.655	122.4	1:57.555		90.91	0.831	14:22:46.040
9 -	36.671	115.3	41.952	132.3	38.405	121.7	1:57.028	**(3)**	91.32	0.304	14:24:43.068
10 -	36.746	115.9	***41.625***	132.1	38.353	122.2	***1:56.724***	**(1)**	***91.56***		***14:26:39.792***
11 -	36.763	***116.1***	41.853	***132.8***	38.795	122.0	1:57.411		91.03	0.687	14:28:37.203

P2 26 PRO Robert CRONIN — Elite Motorsport

IDEAL LAP TIME : 1:56.783 BEST LAP TIME : 1:56.867 DIFFERENCE : 0.084

LAP	SECTOR 1		SECTOR 2		SECTOR 3		LAP TIME		MPH	DIFF	TIME OF DAY
1 -		112.9	42.981	131.8	39.041	122.2	2:02.985		86.90	6.118	14:09:04.241
2 -	37.335	114.3	42.272	132.1	39.026	122.6	1:58.633		90.09	1.766	14:11:02.874
3 -	36.842	116.1	42.067	132.6	38.660	122.2	1:57.569		90.90	0.702	14:13:00.443
4 -	36.914	116.1	41.839	133.6	38.451	122.6	1:57.204		91.19	0.337	14:14:57.647
5 -	36.970	116.1	42.082	133.4	38.495	122.9	1:57.547		90.92	0.680	14:16:55.194
6 -	36.933	115.9	41.908	133.4	***38.260***	123.1	1:57.101		91.27	0.234	14:18:52.295
7 -	***36.768***	116.1	41.882	133.4	38.426	122.4	1:57.076	**(3)**	91.29	0.209	14:20:49.371
8 -	36.769	116.3	41.967	133.4	38.284	122.9	1:57.020	**(2)**	91.33	0.153	14:22:46.391
9 -	36.814	***116.5***	41.849	***134.2***	38.414	***123.3***	1:57.077		91.29	0.210	14:24:43.468
10 -	36.770	116.1	***41.755***	133.6	38.342	122.9	***1:56.867***	**(1)**	***91.45***		***14:26:40.335***
11 -	36.776	***116.5***	41.803	***134.2***	38.574	122.9	1:57.153		91.23	0.286	14:28:37.488

P3 37 PRO Hadley SIMPSON — Xentek Motorsport

IDEAL LAP TIME : 1:57.436 BEST LAP TIME : 1:57.524 DIFFERENCE : 0.088

LAP	SECTOR 1		SECTOR 2		SECTOR 3		LAP TIME		MPH	DIFF	TIME OF DAY
1 -		111.1	43.475	131.3	40.254	121.3	2:05.345		85.26	7.821	14:09:06.601
2 -	37.544	114.9	42.802	131.8	39.237	121.5	1:59.583		89.37	2.059	14:11:06.184
3 -	37.112	115.5	42.241	132.1	38.829	121.1	1:58.182		90.43	0.658	14:13:04.366
4 -	36.879	116.1	42.030	131.8	***38.615***	121.7	***1:57.524***	**(1)**	***90.94***		***14:15:01.890***
5 -	36.964	115.3	42.121	132.3	38.693	***122.2***	1:57.778	**(3)**	90.74	0.254	14:16:59.668
6 -	36.926	***116.5***	***42.025***	***132.8***	38.704	122.0	1:57.655	**(2)**	90.84	0.131	14:18:57.323
7 -	36.833	116.1	42.207	132.6	39.098	121.3	1:58.138		90.47	0.614	14:20:55.461
8 -	***36.796***	116.1	42.215	131.8	38.795	121.3	1:57.806		90.72	0.282	14:22:53.267
9 -	37.053	115.7	42.167	132.3	39.251	121.3	1:58.471		90.21	0.947	14:24:51.738
10 -	37.041	116.1	42.173	132.6	38.873	121.3	1:58.087		90.51	0.563	14:26:49.825
11 -	37.088	115.5	42.279	132.6	38.934	120.6	1:58.301		90.34	0.777	14:28:48.126

P4 57 PRO/AM Nick WHITE — Raceway Motorsport

IDEAL LAP TIME : 1:57.330 BEST LAP TIME : 1:57.516 DIFFERENCE : 0.186

LAP	SECTOR 1		SECTOR 2		SECTOR 3		LAP TIME		MPH	DIFF	TIME OF DAY
1 -		113.3	43.701	132.8	39.993	122.0	2:05.822		84.94	8.306	14:09:07.078
2 -	37.694	115.1	42.777	133.6	39.695	122.0	2:00.166		88.94	2.650	14:11:07.244
3 -	37.079	116.5	42.202	133.9	38.904	122.2	1:58.185		90.43	0.669	14:13:05.429
4 -	***36.825***	***117.3***	42.191	133.9	38.673	122.6	1:57.689	**(3)**	90.81	0.173	14:15:03.118
5 -	36.955	116.7	42.078	133.6	38.745	122.6	1:57.778		90.74	0.262	14:17:00.896
6 -	36.874	116.9	42.030	133.9	***38.612***	123.1	***1:57.516***	**(1)**	***90.95***		***14:18:58.412***
7 -	36.967	***117.3***	***41.893***	134.2	38.735	122.6	1:57.595	**(2)**	90.88	0.079	14:20:56.007
8 -	37.102	116.5	42.123	133.6	38.940	122.6	1:58.165		90.45	0.649	14:22:54.172
9 -	37.052	116.7	41.961	***134.4***	39.181	***123.8***	1:58.194		90.42	0.678	14:24:52.366
10 -	37.890	116.1	42.025	134.2	39.357	121.1	1:59.272		89.61	1.756	14:26:51.638
11 -	37.823	117.1	42.207	133.9	38.968	122.6	1:58.998		89.81	1.482	14:28:50.636

Weather / Track : Sunny / Dry

Snetterton 300: 2.9689 miles
Date: 12/07/2025 Start: 14:07 Finish: 14:28

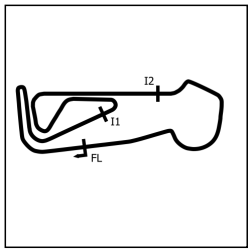

2025 Protyre Motorsport Ginetta GT Championship

RACE 1 - ROUND 7 - SECTOR ANALYSIS

SECTOR 1 = FL to I1, SECTOR 2 = I1 to I2, SECTOR 3 = I2 to FL, DIFF = Difference To Personal Best Lap, P = Crossed Finish Line in Pit Lane, D = Time Disallowed

P5 23 PRO/AM Harry GAMBLE — Elite Motorsport

IDEAL LAP TIME : 1:56.639 BEST LAP TIME : 1:56.722 DIFFERENCE : 0.083

LAP	SECTOR 1		SECTOR 2		SECTOR 3		LAP TIME	MPH	DIFF	TIME OF DAY
1 -		108.9	44.170	130.3	40.192	122.2	2:10.967	81.60	14.245	14:09:12.223
2 -	37.482	114.5	42.930	132.8	39.677	122.6	2:00.089	89.00	3.367	14:11:12.312
3 -	37.046	116.3	41.941	133.4	38.633	122.0	1:57.620	90.86	0.898	14:13:09.932
4 -	36.695	***117.5***	42.119	***134.2***	38.887	***123.8***	1:57.701	90.80	0.979	14:15:07.633
5 -	37.366	116.3	41.993	132.3	***38.273***	122.2	1:57.632	90.86	0.910	14:17:05.265
6 -	***36.599***	116.7	***41.767***	132.3	38.356	122.4	***1:56.722*** **(1)**	***91.56***		***14:19:01.987***
7 -	36.900	117.1	41.840	133.1	38.537	121.7	1:57.277 **(2)**	91.13	0.555	14:20:59.264
8 -	36.748	116.9	42.251	132.3	38.484	122.0	1:57.483	90.97	0.761	14:22:56.747
9 -	36.802	116.1	42.191	132.6	38.565	122.2	1:57.558	90.91	0.836	14:24:54.305
10 -	37.043	116.3	41.928	133.4	38.426	123.3	1:57.397 **(3)**	91.04	0.675	14:26:51.702
11 -	37.992	115.9	42.428	133.1	38.856	122.2	1:59.276	89.60	2.554	14:28:50.978

P6 39 PRO Cameron PRATT THOMPSON — SVG Motorsport

IDEAL LAP TIME : 1:56.454 BEST LAP TIME : 1:56.658 DIFFERENCE : 0.204

LAP	SECTOR 1		SECTOR 2		SECTOR 3		LAP TIME	MPH	DIFF	TIME OF DAY
1 -		111.6	44.325	132.1	41.473	121.5	2:11.293	81.40	14.635	14:09:12.549
2 -	38.288	114.3	43.687	131.5	39.123	121.5	2:01.098	88.25	4.440	14:11:13.647
3 -	37.282	115.7	42.537	133.4	38.787	121.3	1:58.606	90.11	1.948	14:13:12.253
4 -	37.553	116.7	41.711	132.3	38.534	121.7	1:57.798	90.73	1.140	14:15:10.051
5 -	37.224	115.7	41.546	133.1	38.403	***122.9***	1:57.173	91.21	0.515	14:17:07.224
6 -	37.096	116.5	***41.499***	132.3	38.443	122.0	1:57.038 **(3)**	91.32	0.380	14:19:04.262
7 -	36.656	116.5	41.659	132.6	***38.343***	121.7	***1:56.658*** **(1)**	***91.61***		***14:21:00.920***
8 -	***36.612***	***117.1***	41.764	132.6	38.461	121.5	1:56.837 **(2)**	91.47	0.179	14:22:57.757
9 -	36.970	116.1	41.753	132.6	38.387	122.6	1:57.110	91.26	0.452	14:24:54.867
10 -	36.841	***117.1***	41.926	***133.6***	38.791	122.2	1:57.558	90.91	0.900	14:26:52.425
11 -	37.721	116.1	42.361	***133.6***	38.901	122.0	1:58.983	89.82	2.325	14:28:51.408

P7 12 PRO Jack COLLINS — E3 Sport

IDEAL LAP TIME : 1:57.235 BEST LAP TIME : 1:57.492 DIFFERENCE : 0.257

LAP	SECTOR 1		SECTOR 2		SECTOR 3		LAP TIME	MPH	DIFF	TIME OF DAY
1 -		112.2	43.767	131.5	40.133	122.2	2:05.575	85.11	8.083	14:09:06.831
2 -	37.532	114.9	42.839	132.3	39.372	122.9	1:59.743	89.25	2.251	14:11:06.574
3 -	37.047	115.3	42.315	133.1	38.989	122.4	1:58.351	90.30	0.859	14:13:04.925
4 -	36.859	***116.7***	42.134	132.8	38.639	122.9	1:57.632 **(2)**	90.86	0.140	14:15:02.557
5 -	37.010	115.9	41.902	132.8	38.858	122.6	1:57.770 **(3)**	90.75	0.278	14:17:00.327
6 -	37.057	115.7	***41.808***	133.1	***38.627***	***123.1***	***1:57.492*** **(1)**	***90.96***		***14:18:57.819***
7 -	***36.800***	116.1	42.200	132.3	38.860	122.9	1:57.860	90.68	0.368	14:20:55.679
8 -	37.154	116.5	41.940	132.8	39.006	122.0	1:58.100	90.50	0.608	14:22:53.779
9 -	36.976	116.3	42.263	133.1	39.083	122.2	1:58.322	90.33	0.830	14:24:52.101
10 -	37.193	115.9	42.194	133.1	40.016	121.1	1:59.403	89.51	1.911	14:26:51.504
11 -	39.088	115.7	42.704	***133.4***	39.568	121.5	2:01.360	88.06	3.868	14:28:52.864

P8 27 PRO/AM Alex DUNCAN — Xentek Motorsport

IDEAL LAP TIME : 1:56.810 BEST LAP TIME : 1:57.144 DIFFERENCE : 0.334

LAP	SECTOR 1		SECTOR 2		SECTOR 3		LAP TIME	MPH	DIFF	TIME OF DAY
1 -		112.9	43.876	131.0	40.350	121.5	2:08.000	83.50	10.856	14:09:09.256
2 -	37.909	114.7	42.980	131.0	39.105	121.7	1:59.994	89.07	2.850	14:11:09.250
3 -	37.206	115.3	42.982	132.3	38.840	121.7	1:59.028	89.79	1.884	14:13:08.278
4 -	36.979	***116.7***	42.132	131.8	38.525	***122.4***	1:57.636	90.85	0.492	14:15:05.914
5 -	36.940	115.7	42.277	132.1	38.285	122.2	1:57.502 **(3)**	90.96	0.358	14:17:03.416
6 -	37.225	115.1	***41.816***	***132.6***	***38.260***	***122.4***	1:57.301 **(2)**	91.11	0.157	14:19:00.717
7 -	***36.734***	115.7	41.973	***132.6***	38.437	122.2	***1:57.144*** **(1)**	***91.23***		***14:20:57.861***
8 -	37.111	116.1	42.236	131.3	42.080	112.4	2:01.427	88.02	4.283	14:22:59.288
9 -	37.511	116.1	41.855	132.3	38.493	122.2	1:57.859	90.68	0.715	14:24:57.147
10 -	36.950	115.9	41.975	131.8	38.804	122.0	1:57.729	90.78	0.585	14:26:54.876
11 -	37.439	116.3	42.094	***132.6***	38.828	121.5	1:58.361	90.30	1.217	14:28:53.237

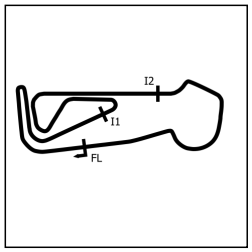

2025 Protyre Motorsport Ginetta GT Championship

RACE 1 - ROUND 7 - SECTOR ANALYSIS

SECTOR 1 = FL to I1, SECTOR 2 = I1 to I2, SECTOR 3 = I2 to FL, DIFF = Difference To Personal Best Lap, P = Crossed Finish Line in Pit Lane, D = Time Disallowed

P9 1 PRO Mckenzie DOUGLASS — Fox Motorsport

IDEAL LAP TIME : 1:56.765 BEST LAP TIME : 1:56.765 DIFFERENCE : 0.000

LAP	SECTOR 1		SECTOR 2		SECTOR 3		LAP TIME		MPH	DIFF	TIME OF DAY
1 -		100.6	44.734	129.3	40.811	121.1	2:08.857		82.94	12.092	14:09:10.113
2 -	37.693	113.5	42.951	131.3	38.770	122.2	1:59.414		89.50	2.649	14:11:09.527
3 -	37.089	117.1	42.048	132.1	38.519	121.5	1:57.656		90.84	0.891	14:13:07.183
4 -	***36.743***	116.7	***41.586***	132.6	***38.436***	121.5	***1:56.765***	**(1)**	***91.53***		***14:15:03.948***
5 -	36.898	116.3	41.903	132.8	38.489	122.6	1:57.290	**(2)**	91.12	0.525	14:17:01.238
6 -	36.869	***117.3***	42.120	132.6	38.530	122.9	1:57.519	**(3)**	90.94	0.754	14:18:58.757
7 -	36.939	116.5	41.992	131.8	38.697	122.6	1:57.628		90.86	0.863	14:20:56.385
8 -	36.996	***117.3***	42.183	133.9	38.858	122.6	1:58.037		90.54	1.272	14:22:54.422
9 -	37.172	117.1	42.021	***134.2***	38.940	***124.0***	1:58.133		90.47	1.368	14:24:52.555
10 -	37.174	116.5	42.102	133.4	39.636	120.9	1:58.912		89.88	2.147	14:26:51.467
11 -	37.530	116.5	42.210	132.1	38.904	120.9	1:58.644		90.08	1.879	14:28:50.111

P10 3 AM James TOWNSEND — SVG Motorsport

IDEAL LAP TIME : 1:58.515 BEST LAP TIME : 1:58.686 DIFFERENCE : 0.171

LAP	SECTOR 1		SECTOR 2		SECTOR 3		LAP TIME		MPH	DIFF	TIME OF DAY
1 -		112.0	44.797	130.8	41.082	121.1	2:09.378		82.61	10.692	14:09:10.634
2 -	38.151	113.1	43.379	130.8	40.014	***121.3***	2:01.544		87.93	2.858	14:11:12.178
3 -	38.141	114.5	42.599	***131.5***	39.196	120.4	1:59.936		89.11	1.250	14:13:12.114
4 -	38.517	114.1	42.654	***131.5***	***38.957***	***121.3***	2:00.128		88.97	1.442	14:15:12.242
5 -	37.326	114.9	***42.291***	131.0	39.069	***121.3***	***1:58.686***	**(1)**	***90.05***		***14:17:10.928***
6 -	37.512	114.5	42.598	131.3	38.978	120.6	1:59.088		89.74	0.402	14:19:10.016
7 -	37.433	***115.5***	42.509	130.5	39.053	120.9	1:58.995	**(3)**	89.81	0.309	14:21:09.011
8 -	37.283	115.1	42.593	131.3	38.985	120.6	1:58.861	**(2)**	89.92	0.175	14:23:07.872
9 -	***37.267***	114.3	42.623	131.3	39.154	121.1	1:59.044		89.78	0.358	14:25:06.916
10 -	37.416	114.1	42.511	131.0	39.467	120.4	1:59.394		89.51	0.708	14:27:06.310
11 -	37.618	114.7	43.208	131.0	39.777	120.0	2:00.603		88.62	1.917	14:29:06.913

P11 78 AM Colin WHITE — CWS Engineering

IDEAL LAP TIME : 1:58.909 BEST LAP TIME : 1:58.934 DIFFERENCE : 0.025

LAP	SECTOR 1		SECTOR 2		SECTOR 3		LAP TIME		MPH	DIFF	TIME OF DAY
1 -		108.5	44.016	131.0	41.399	118.9	2:09.980		82.22	11.046	14:09:11.236
2 -	38.173	112.7	44.377	***131.5***	39.384	120.2	2:01.934		87.65	3.000	14:11:13.170
3 -	37.427	***115.7***	44.030	129.8	39.387	119.6	2:00.844		88.44	1.910	14:13:14.014
4 -	37.301	115.3	***42.560***	131.3	***39.073***	***120.9***	***1:58.934***	**(1)**	***89.86***		***14:15:12.948***
5 -	37.521	113.7	42.806	130.0	39.111	120.6	1:59.438	**(2)**	89.48	0.504	14:17:12.386
6 -	37.644	114.9	46.100	124.0	39.551	120.6	2:03.295		86.68	4.361	14:19:15.681
7 -	37.375	115.5	43.098	130.0	39.351	120.0	1:59.824		89.19	0.890	14:21:15.505
8 -	37.337	115.5	42.834	130.3	39.518	119.4	1:59.689		89.29	0.755	14:23:15.194
9 -	***37.276***	114.7	42.885	130.0	39.406	119.1	1:59.567	**(3)**	89.38	0.633	14:25:14.761
10 -	37.480	115.1	42.897	130.3	39.650	118.7	2:00.027		89.04	1.093	14:27:14.788
11 -	37.434	114.3	42.684	130.8	39.951	118.9	2:00.069		89.01	1.135	14:29:14.857

P12 21 AM Luke SHAW — Raceway Motorsport

IDEAL LAP TIME : 1:58.154 BEST LAP TIME : 1:58.460 DIFFERENCE : 0.306

LAP	SECTOR 1		SECTOR 2		SECTOR 3		LAP TIME		MPH	DIFF	TIME OF DAY
1 -		106.8	43.793	130.0	41.731	121.5	2:08.654		83.07	10.194	14:09:09.910
2 -	37.537	114.9	43.683	131.8	39.275	122.0	2:00.495		88.70	2.035	14:11:10.405
3 -	37.126	116.3	42.464	132.6	39.025	121.7	1:58.615	**(2)**	90.10	0.155	14:13:09.020
4 -	37.157	***117.1***	42.289	132.1	39.014	***122.6***	***1:58.460***	**(1)**	***90.22***		***14:15:07.480***
5 -	38.249	116.1	***42.138***	132.3	***38.905***	121.5	1:59.292		89.59	0.832	14:17:06.772
6 -	46.092	115.5	42.436	131.8	39.308	121.1	2:07.836		83.60	9.376	14:19:14.608
7 -	***37.111***	116.3	44.977	131.8	39.398	120.4	2:01.486		87.97	3.026	14:21:16.094
8 -	37.477	116.3	43.116	131.0	39.253	119.8	1:59.846		89.18	1.386	14:23:15.940
9 -	37.361	115.3	42.592	131.5	39.139	121.5	1:59.092	**(3)**	89.74	0.632	14:25:15.032
10 -	38.068	114.9	43.044	131.8	39.190	120.0	2:00.302		88.84	1.842	14:27:15.334
11 -	37.299	115.1	43.387	***133.4***	42.511	121.1	2:03.197		86.75	4.737	14:29:18.531

Weather / Track : Sunny / Dry

Snetterton 300: 2.9689 miles
Date: 12/07/2025 Start: 14:07 Finish: 14:28

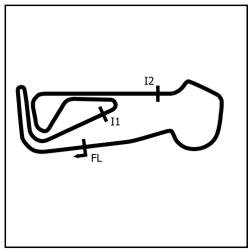

2025 Protyre Motorsport Ginetta GT Championship

RACE 1 - ROUND 7 - SECTOR ANALYSIS

SECTOR 1 = FL to I1, SECTOR 2 = I1 to I2, SECTOR 3 = I2 to FL, DIFF = Difference To Personal Best Lap, P = Crossed Finish Line in Pit Lane, D = Time Disallowed

P13 63 AM Ali JUFFALI — Elite Motorsport

IDEAL LAP TIME : 1:57.234 BEST LAP TIME : 1:57.543 DIFFERENCE : 0.309

LAP	SECTOR 1		SECTOR 2		SECTOR 3		LAP TIME		MPH	DIFF	TIME OF DAY
1 -		75.4	1:00.008	72.1	41.353	121.3	2:27.494		72.46	29.951	14:09:28.750
2 -	37.408	114.7	42.584	131.5	39.256	122.4	1:59.248		89.62	1.705	14:11:27.998
3 -	37.489	115.3	42.140	132.8	38.966	122.6	1:58.595		90.12	1.052	14:13:26.593
4 -	36.899	***116.9***	42.269	131.8	40.333	122.0	1:59.501		89.43	1.958	14:15:26.094
5 -	37.144	115.5	42.116	132.6	38.721	122.6	1:57.981		90.59	0.438	14:17:24.075
6 -	***36.872***	116.3	41.767	132.6	39.049	122.4	1:57.688	**(2)**	90.81	0.145	14:19:21.763
7 -	37.072	116.5	42.186	132.6	***38.597***	122.6	1:57.855	**(3)**	90.68	0.312	14:21:19.618
8 -	36.923	***116.9***	***41.765***	132.8	38.855	122.4	***1:57.543***	**(1)**	***90.92***		***14:23:17.161***
9 -	37.184	116.1	42.022	133.1	39.198	123.1	1:58.404		90.26	0.861	14:25:15.565
10 -	37.741	114.9	43.016	133.4	39.604	***123.3***	2:00.361		88.80	2.818	14:27:15.926
11 -	37.139	116.1	43.024	***135.0***	40.873	122.6	2:01.036		88.30	3.493	14:29:16.962

P14 11 AM Amy TOMLINSON — Raceway Motorsport

IDEAL LAP TIME : 1:59.935 BEST LAP TIME : 2:00.093 DIFFERENCE : 0.158

LAP	SECTOR 1		SECTOR 2		SECTOR 3		LAP TIME		MPH	DIFF	TIME OF DAY
1 -		97.6	45.592	***130.8***	42.484	118.7	2:14.015		79.75	13.922	14:09:15.271
2 -	39.122	111.1	44.697	127.3	41.310	120.0	2:05.129		85.41	5.036	14:11:20.400
3 -	38.869	112.4	43.805	130.5	40.571	118.9	2:03.245		86.72	3.152	14:13:23.645
4 -	38.265	113.7	43.635	130.5	41.661	120.2	2:03.561		86.50	3.468	14:15:27.206
5 -	37.893	113.9	43.035	130.5	39.745	***120.4***	2:00.673		88.57	0.580	14:17:27.879
6 -	***37.219***	***115.3***	***43.020***	130.5	39.854	119.6	***2:00.093***	**(1)**	***88.99***		***14:19:27.972***
7 -	37.578	114.5	43.306	129.8	39.835	119.6	2:00.719		88.53	0.626	14:21:28.691
8 -	37.504	114.7	43.161	129.0	39.989	119.4	2:00.654	**(3)**	88.58	0.561	14:23:29.345
9 -	37.435	114.7	43.194	130.0	39.846	119.4	2:00.475	**(2)**	88.71	0.382	14:25:29.820
10 -	37.555	113.9	44.562	129.5	***39.696***	118.7	2:01.813		87.74	1.720	14:27:31.633
11 -	37.320	114.5	43.255	130.0	40.209	119.1	2:00.784		88.48	0.691	14:29:32.417

P15 75 AM James ROLLING — Fox Motorsport

IDEAL LAP TIME : 2:00.566 BEST LAP TIME : 2:00.787 DIFFERENCE : 0.221

LAP	SECTOR 1		SECTOR 2		SECTOR 3		LAP TIME		MPH	DIFF	TIME OF DAY
1 -		89.4	46.011	128.8	42.618	116.9	2:15.606		78.81	14.819	14:09:16.862
2 -	38.512	112.5	44.017	125.4	41.516	***121.3***	2:04.045		86.16	3.258	14:11:20.907
3 -	38.745	114.1	43.848	131.5	40.459	120.6	2:03.052		86.85	2.265	14:13:23.959
4 -	38.320	114.5	43.456	124.9	42.093	120.6	2:03.869		86.28	3.082	14:15:27.828
5 -	37.930	***114.7***	***42.992***	131.8	39.865	121.1	***2:00.787***	**(1)**	***88.48***		***14:17:28.615***
6 -	37.839	114.5	43.040	131.3	40.449	120.2	2:01.328	**(3)**	88.09	0.541	14:19:29.943
7 -	38.046	114.5	43.406	132.1	40.050	***121.3***	2:01.502		87.96	0.715	14:21:31.445
8 -	37.781	***114.7***	43.201	132.1	***39.817***	***121.3***	2:00.799	**(2)**	88.47	0.012	14:23:32.244
9 -	37.844	114.5	43.434	131.8	40.181	120.9	2:01.459		87.99	0.672	14:25:33.703
10 -	***37.757***	114.1	43.533	***132.3***	41.197	120.0	2:02.487		87.25	1.700	14:27:36.190
11 -	38.357	114.1	43.431	***132.3***	40.453	120.4	2:02.241		87.43	1.454	14:29:38.431

P16 4 AM Oliver FORDHAM — Fox Motorsport

IDEAL LAP TIME : 2:00.139 BEST LAP TIME : 2:00.482 DIFFERENCE : 0.343

LAP	SECTOR 1		SECTOR 2		SECTOR 3		LAP TIME		MPH	DIFF	TIME OF DAY
1 -		104.3	44.621	131.3	42.457	118.5	2:14.244		79.61	13.762	14:09:15.500
2 -	39.230	112.2	44.210	130.0	39.986	***120.9***	2:03.426		86.59	2.944	14:11:18.926
3 -	38.390	112.4	43.610	***131.8***	40.669	119.8	2:02.669		87.12	2.187	14:13:21.595
4 -	37.976	***114.1***	43.668	130.0	40.521	119.4	2:02.165		87.48	1.683	14:15:23.760
5 -	38.326	110.5	43.327	128.5	40.329	120.0	2:01.982		87.62	1.500	14:17:25.742
6 -	38.015	113.5	***42.972***	130.8	40.038	119.1	2:01.025		88.31	0.543	14:19:26.767
7 -	***37.741***	113.7	43.321	129.5	39.757	120.0	2:00.819	**(3)**	88.46	0.337	14:21:27.586
8 -	37.862	113.1	43.194	129.8	***39.426***	119.6	***2:00.482***	**(1)**	***88.71***		***14:23:28.068***
9 -	37.949	111.1	43.124	130.3	39.692	120.2	2:00.765	**(2)**	88.50	0.283	14:25:28.833
10 -	38.259	112.0	54.260	129.5	41.439	119.1	2:13.958		79.78	13.476	14:27:42.791
11 -	38.593	112.2	43.610	130.5	40.752	118.5	2:02.955		86.92	2.473	14:29:45.746

Weather / Track : Sunny / Dry

Snetterton 300: 2.9689 miles
Date: 12/07/2025 Start: 14:07 Finish: 14:28

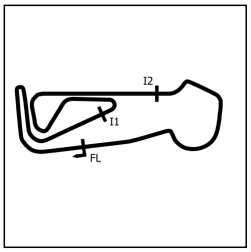

2025 Protyre Motorsport Ginetta GT Championship

RACE 1 - ROUND 7 - SECTOR ANALYSIS

SECTOR 1 = FL to I1, SECTOR 2 = I1 to I2, SECTOR 3 = I2 to FL, DIFF = Difference To Personal Best Lap, P = Crossed Finish Line in Pit Lane, D = Time Disallowed

P17 8 AM Dominic PAUL Triple M Motorsport

IDEAL LAP TIME : 1:58.890 BEST LAP TIME : 1:59.443 DIFFERENCE : 0.553

LAP	SECTOR 1		SECTOR 2		SECTOR 3		LAP TIME	MPH	DIFF	TIME OF DAY
1 -		99.8	46.666	124.0	41.205	119.8	2:12.398	80.72	12.955	14:09:13.654
2 -	37.963	114.7	43.776	132.6	40.434	***121.5***	2:02.173	87.48	2.730	14:11:15.827
3 -	1:04.403	112.9	44.093	131.0	39.928	119.4	2:28.424	72.01	28.981	14:13:44.251
4 -	37.987	113.9	42.589	131.3	39.453	120.6	2:00.029	89.04	0.586	14:15:44.280
5 -	37.644	114.1	42.652	131.3	39.482	***121.5***	1:59.778	89.23	0.335	14:17:44.058
6 -	37.611	115.5	42.724	***133.1***	40.039	***121.5***	2:00.374	88.79	0.931	14:19:44.432
7 -	38.093	***115.7***	42.585	132.1	39.723	120.9	2:00.401	88.77	0.958	14:21:44.833
8 -	37.597	114.7	45.425	131.0	39.810	118.3	2:02.832	87.01	3.389	14:23:47.665
9 -	37.712	114.7	42.607	131.0	***39.220***	120.4	1:59.539 **(2)**	89.41	0.096	14:25:47.204
10 -	***37.202***	114.7	***42.468***	131.3	39.773	119.4	***1:59.443*** **(1)**	***89.48***		***14:27:46.647***
11 -	37.298	115.1	42.556	131.8	39.726	119.4	1:59.580 **(3)**	89.38	0.137	14:29:46.227

P18 47 AM Emma TOMLINSON DTO Motorsport

IDEAL LAP TIME : 2:00.155 BEST LAP TIME : 2:00.361 DIFFERENCE : 0.206

LAP	SECTOR 1		SECTOR 2		SECTOR 3		LAP TIME	MPH	DIFF	TIME OF DAY
1 -		96.8	44.590	130.8	41.520	120.2	2:10.835	81.69	10.474	14:09:12.091
2 -	38.546	113.7	44.400	130.5	40.657	***120.9***	2:03.603	86.47	3.242	14:11:15.694
3 -	1:00.085	111.8	43.721	130.0	40.510	118.9	2:24.316	74.06	23.955	14:13:40.010
4 -	38.627	112.5	43.705	130.0	40.147	120.2	2:02.479	87.26	2.118	14:15:42.489
5 -	37.853	112.7	43.377	130.0	40.085	120.4	2:01.315	88.10	0.954	14:17:43.804
6 -	***37.524***	114.1	42.951	***131.0***	39.972	120.4	2:00.447 **(2)**	88.73	0.086	14:19:44.251
7 -	37.730	***114.5***	***42.914***	130.3	***39.717***	120.2	***2:00.361*** **(1)**	***88.80***		***14:21:44.612***
8 -	37.652	114.3	52.461	129.5	40.102	119.8	2:10.215	82.08	9.854	14:23:54.827
9 -	37.653	113.9	43.551	130.3	39.999	119.8	2:01.203 **(3)**	88.18	0.842	14:25:56.030
10 -	37.961	112.9	43.617	130.0	40.984	119.1	2:02.562	87.20	2.201	14:27:58.592
11 -	38.194	113.3	43.938	130.0	40.485	119.1	2:02.617	87.16	2.256	14:30:01.209

2025 Protyre Motorsport Ginetta GT Championship

RACE 1 - ROUND 7 - BEST SECTORS

	SECTOR 1		SECTOR 2		SECTOR 3	
POS	NO	TIME	NO	TIME	NO	TIME
1	23	36.599	39	41.499	26	38.260
2	39	36.612	1	41.586	27	38.260
3	43	36.662	43	41.625	23	38.273
4	27	36.734	26	41.755	39	38.343
5	1	36.743	63	41.765	43	38.352
6	26	36.768	23	41.767	1	38.436
7	37	36.796	12	41.808	63	38.597
8	12	36.800	27	41.816	57	38.612
9	57	36.825	57	41.893	37	38.615
10	63	36.872	37	42.025	12	38.627
11	21	37.111	21	42.138	21	38.905
12	8	37.202	3	42.291	3	38.957
13	11	37.219	8	42.468	78	39.073
14	3	37.267	78	42.560	8	39.220
15	78	37.276	47	42.914	4	39.426
16	47	37.524	4	42.972	11	39.696
17	4	37.741	75	42.992	47	39.717
18	75	37.757	11	43.020	75	39.817

IDEAL / BEST COMPARISON

PERFECT LAP 1:56.358

POS	NO	NAME	IDEAL	BEST	DIFF
1	39	PRATT THOMPSON	1:56.454	1:56.658	0.204
2	43	CLARK	1:56.639	1:56.724	0.085
3	23	GAMBLE	1:56.639	1:56.722	0.083
4	1	DOUGLASS	1:56.765	1:56.765	0.000
5	26	CRONIN	1:56.783	1:56.867	0.084
6	27	DUNCAN	1:56.810	1:57.144	0.334
7	63	JUFFALI	1:57.234	1:57.543	0.309
8	12	COLLINS	1:57.235	1:57.492	0.257
9	57	WHITE	1:57.330	1:57.516	0.186
10	37	SIMPSON	1:57.436	1:57.524	0.088
11	21	SHAW	1:58.154	1:58.460	0.306
12	3	TOWNSEND	1:58.515	1:58.686	0.171
13	8	PAUL	1:58.890	1:59.443	0.553
14	78	WHITE	1:58.909	1:58.934	0.025
15	11	TOMLINSON	1:59.935	2:00.093	0.158
16	4	FORDHAM	2:00.139	2:00.482	0.343
17	47	TOMLINSON	2:00.155	2:00.361	0.206
18	75	ROLLING	2:00.566	2:00.787	0.221

Weather / Track : Sunny / Dry

Snetterton 300: 2.9689 miles
Date: 12/07/2025 Start: 14:07 Finish: 14:28

Results can be found at www.tsl-timing.com

Printed - 14:31 Saturday, 12 July 2025

2025 Protyre Motorsport Ginetta GT Championship

RACE 1 - ROUND 7 - BEST SPEEDS

	INTERMEDIATE 1			INTERMEDIATE 2			FINISH LINE		
POS	NO	NAME	MPH	NO	NAME	MPH	NO	NAME	MPH
1	**23**	GAMBLE	**117.5**	**63**	JUFFALI	**135.0**	**1**	DOUGLASS	**124.0**
2	**57**	WHITE	**117.3**	**57**	WHITE	**134.4**	**57**	WHITE	**123.8**
3	**1**	DOUGLASS	**117.3**	**26**	CRONIN	**134.2**	**23**	GAMBLE	**123.8**
4	**39**	PRATT THOMPSON	**117.1**	**23**	GAMBLE	**134.2**	**26**	CRONIN	**123.3**
5	**21**	SHAW	**117.1**	**1**	DOUGLASS	**134.2**	**63**	JUFFALI	**123.3**
6	**63**	JUFFALI	**116.9**	**39**	PRATT THOMPSON	**133.6**	**43**	CLARK	**123.1**
7	**12**	COLLINS	**116.7**	**12**	COLLINS	**133.4**	**12**	COLLINS	**123.1**
8	**27**	DUNCAN	**116.7**	**21**	SHAW	**133.4**	**39**	PRATT THOMPSON	**122.9**
9	**26**	CRONIN	**116.5**	**8**	PAUL	**133.1**	**21**	SHAW	**122.6**
10	**37**	SIMPSON	**116.5**	**43**	CLARK	**132.8**	**27**	DUNCAN	**122.4**
11	**43**	CLARK	**116.1**	**37**	SIMPSON	**132.8**	**37**	SIMPSON	**122.2**
12	**78**	WHITE	**115.7**	**27**	DUNCAN	**132.6**	**8**	PAUL	**121.5**
13	**8**	PAUL	**115.7**	**75**	ROLLING	**132.3**	**3**	TOWNSEND	**121.3**
14	**3**	TOWNSEND	**115.5**	**4**	FORDHAM	**131.8**	**75**	ROLLING	**121.3**
15	**11**	TOMLINSON	**115.3**	**3**	TOWNSEND	**131.5**	**78**	WHITE	**120.9**
16	**75**	ROLLING	**114.7**	**78**	WHITE	**131.5**	**4**	FORDHAM	**120.9**
17	**47**	TOMLINSON	**114.5**	**47**	TOMLINSON	**131.0**	**47**	TOMLINSON	**120.9**
18	**4**	FORDHAM	**114.1**	**11**	TOMLINSON	**130.8**	**11**	TOMLINSON	**120.4**

Weather / Track : Sunny / Dry

Snetterton 300: 2.9689 miles
Date: 12/07/2025 Start: 14:07 Finish: 14:28

Results can be found at www.tsl-timing.com

Printed - 14:31 Saturday, 12 July 2025

2025 Protyre Motorsport Ginetta GT Championship

RACE 1 - ROUND 7 - STATISTICS

Competitors Started	18
Planned Start	2025-07-12 @ 14:05:00.000
Actual Start	2025-07-12 @ 14:07:01.255
Finish Time	2025-07-12 @ 14:28:36.696
Track Length	2.9689mi.
Total Laps	198
Total Distance Covered	587.8444mi.

Session Fastest Lap History

NO	CL	NAME	LAP TIME	TIME OF DAY	LAP	VEHICLE
43	PRO	**Archie CLARK**	**1:58.234**	14:11:02.173	2	MDD Racing
43	PRO	**Archie CLARK**	**1:57.708**	14:12:59.880	3	MDD Racing
26	PRO	**Robert CRONIN**	**1:57.569**	14:13:00.458	3	Elite Motorsport
43	PRO	**Archie CLARK**	**1:57.157**	14:14:57.038	4	MDD Racing
1	PRO	**Mckenzie DOUGLASS**	**1:56.765**	14:15:03.964	4	Fox Motorsport
23	PRO-AM	**Harry GAMBLE**	**1:56.722**	14:19:02.004	6	Elite Motorsport
39	PRO	**Cameron PRATT THOMPSON**	**1:56.658**	14:21:00.927	7	SVG Motorsport

Session Leader History

NO	CL	NAME	FROM LAP	LAPS LED	DISTANCE	VEHICLE
43	PRO	**Archie CLARK**	1	11	32.65 miles	MDD Racing

Flag History

TYPE	TIME OF DAY
GREEN	14:07:01.255
FINISH	14:28:36.696

Flag Statistics

TYPE	COUNT	TOTAL LAPS	TOTAL TIME
Green	1	11	23:19.624
Red	0	0	0.000
Safety Car	0	0	0.000
FCY	0	0	0.000

Weather / Track : Sunny / Dry

Snetterton 300: 2.9689 miles
Date: 12/07/2025 Start: 14:07 Finish: 14:28

2025 Protyre Motorsport Ginetta GT Championship

RACE 1 - ROUND 7 - STATISTICS

CLASS : PRO

6 Starters

Fastest Lap History

NO	NAME	LAP TIME	TIME OF DAY	LAP	VEHICLE
43	**Archie CLARK**	**1:58.234**	14:11:02.173	2	MDD Racing
43	**Archie CLARK**	**1:57.708**	14:12:59.880	3	MDD Racing
26	**Robert CRONIN**	**1:57.569**	14:13:00.458	3	Elite Motorsport
43	**Archie CLARK**	**1:57.157**	14:14:57.038	4	MDD Racing
1	**Mckenzie DOUGLASS**	**1:56.765**	14:15:03.964	4	Fox Motorsport
39	**Cameron PRATT THOMPSON**	**1:56.658**	14:21:00.927	7	SVG Motorsport

Leader History

NO	NAME	FROM LAP	LAPS LED	DISTANCE	VEHICLE
43	**Archie CLARK**	1	11	32.65 miles	MDD Racing

2025 Protyre Motorsport Ginetta GT Championship

RACE 1 - ROUND 7 - STATISTICS

CLASS : PRO-AM

3 Starters

Fastest Lap History

NO	NAME	LAP TIME	TIME OF DAY	LAP	VEHICLE
57	**Nick WHITE**	**2:00.166**	14:11:07.259	2	Raceway Motorsport
27	**Alex DUNCAN**	**1:59.994**	14:11:09.264	2	Xentek Motorsport
57	**Nick WHITE**	**1:58.185**	14:13:05.444	3	Raceway Motorsport
23	**Harry GAMBLE**	**1:57.620**	14:13:09.949	3	Elite Motorsport
27	**Alex DUNCAN**	**1:57.502**	14:17:03.431	5	Xentek Motorsport
27	**Alex DUNCAN**	**1:57.301**	14:19:00.731	6	Xentek Motorsport
23	**Harry GAMBLE**	**1:56.722**	14:19:02.004	6	Elite Motorsport

Leader History

NO	NAME	FROM LAP	LAPS LED	DISTANCE	VEHICLE
57	**Nick WHITE**	1	11	32.65 miles	Raceway Motorsport

Weather / Track : Sunny / Dry

Snetterton 300: 2.9689 miles
Date: 12/07/2025 Start: 14:07 Finish: 14:28

2025 Protyre Motorsport Ginetta GT Championship

RACE 1 - ROUND 7 - STATISTICS

CLASS : AM

9 Starters

Fastest Lap History

NO	NAME	LAP TIME	TIME OF DAY	LAP	VEHICLE
21	**Luke SHAW**	**2:00.495**	14:11:10.420	2	Raceway Motorsport
63	**Ali JUFFALI**	**1:59.248**	14:11:28.014	2	Elite Motorsport
21	**Luke SHAW**	**1:58.615**	14:13:09.036	3	Raceway Motorsport
63	**Ali JUFFALI**	**1:58.595**	14:13:26.609	3	Elite Motorsport
21	**Luke SHAW**	**1:58.460**	14:15:07.495	4	Raceway Motorsport
63	**Ali JUFFALI**	**1:57.981**	14:17:24.091	5	Elite Motorsport
63	**Ali JUFFALI**	**1:57.688**	14:19:21.779	6	Elite Motorsport
63	**Ali JUFFALI**	**1:57.543**	14:23:17.177	8	Elite Motorsport

Leader History

NO	NAME	FROM LAP	LAPS LED	DISTANCE	VEHICLE
21	**Luke SHAW**	1	5	14.84 miles	Raceway Motorsport
3	**James TOWNSEND**	6	6	17.81 miles	SVG Motorsport

Weather / Track : Sunny / Dry

Snetterton 300: 2.9689 miles
Date: 12/07/2025 Start: 14:07 Finish: 14:28

2025 Protyre Motorsport Ginetta GT Championship

RACE 1 - ROUND 7 - WEATHER CONDITIONS

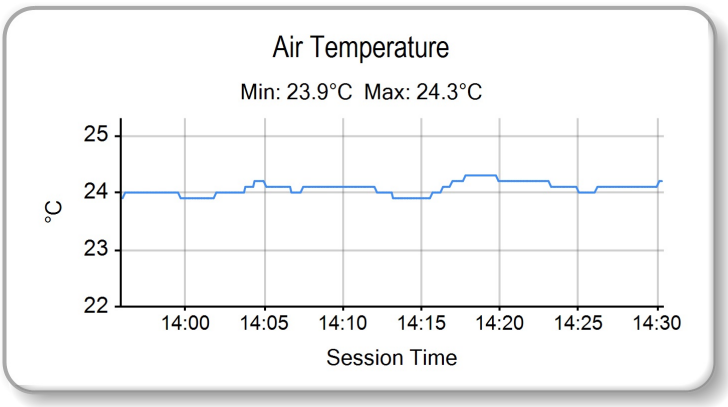

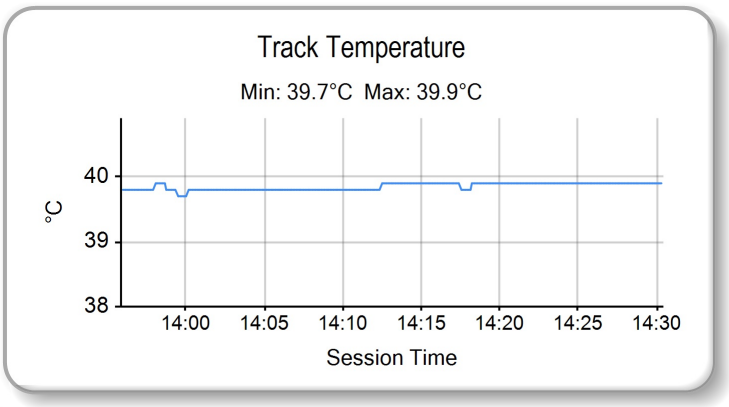

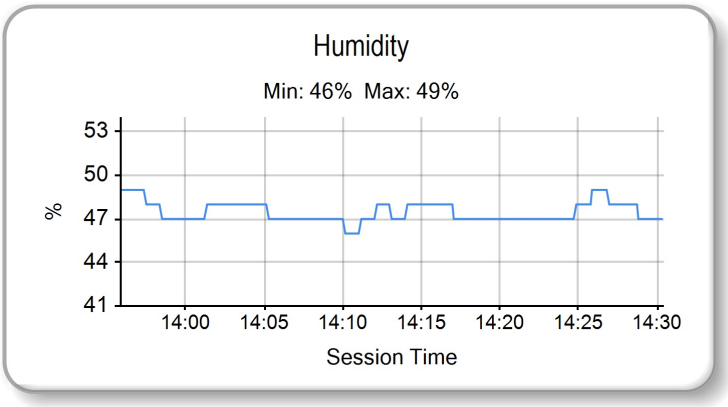

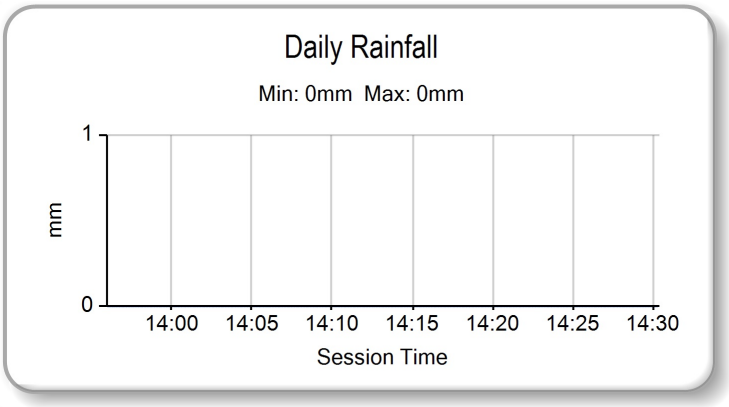

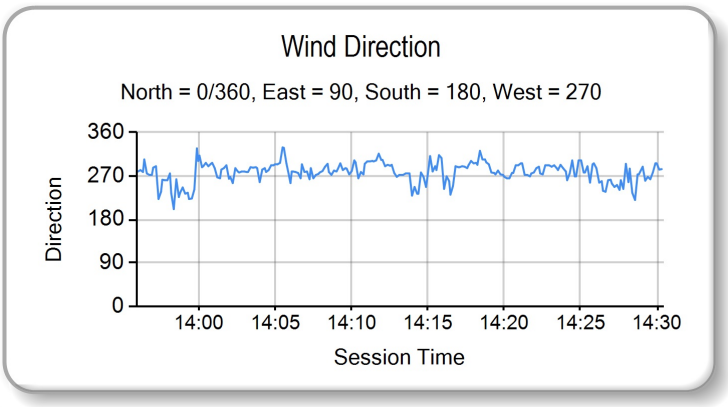

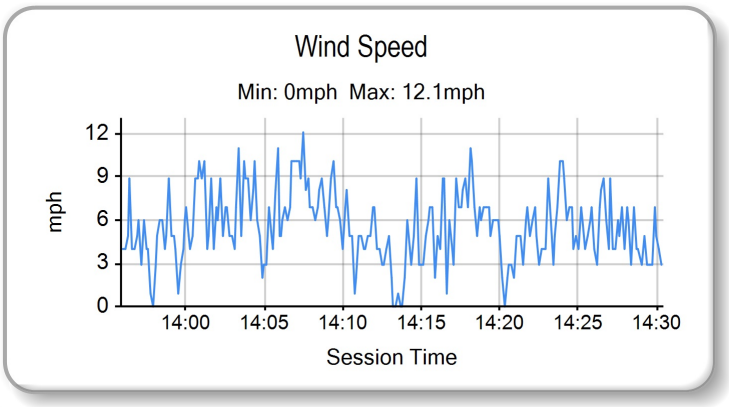

Weather / Track : Sunny / Dry

Snetterton 300: 2.9689 miles
Date: 12/07/2025 Start: 14:07 Finish: 14:28

Results can be found at www.tsl-timing.com

Printed - 14:31 Saturday, 12 July 2025

2025 Protyre Motorsport Ginetta GT Championship

RACE 9 - ROUND 8 - CLASSIFICATION - AMENDED

Race Distance: 17 Laps / 50.47 miles

POS	NO	CL	PIC	NAME	NAT	ENTRY	LAPS	TIME	GAP	DIFF	MPH	BEST	ON	GRD	↑↓
1	26	PRO	1	Robert CRONIN	IRL	Elite Motorsport	17	40:33.276			74.67	1:57.424	12	2	1
2	57	PRO/AM	1	Nick WHITE	GBR	Raceway Motorsport	17	40:35.649	2.373	2.373	74.59	1:57.343	12	7	5
3	23	PRO/AM	2	Harry GAMBLE	GBR	Elite Motorsport	17	40:38.416	5.140	2.767	74.51	1:57.678	11	8	5
4	12	PRO	2	Jack COLLINS	GBR	E3 Sport	17	40:40.155	6.879	1.739	74.46	1:57.457	11	5	1
5	1	PRO	3	Mckenzie DOUGLASS	GBR	Fox Motorsport	17	40:45.342	12.066	5.187	74.30	1:58.092	11	4	-1
6	39*	PRO	4	Cameron PRATT THOMPSON	GBR	SVG Motorsport	17	40:45.780	12.504	0.438	74.29	1:57.141	11	3	-3
7	63	AM	1	Ali JUFFALI	KSA	Elite Motorsport	17	40:45.782	12.506	0.002	74.29	1:58.093	15	9	2
8	43*	PRO	5	Archie CLARK	GBR	MDD Racing	17	40:46.276	13.000	0.494	74.27	1:57.236	11	1	-7
9	21	AM	2	Luke SHAW	GBR	Raceway Motorsport	17	40:58.413	25.137	12.137	73.90	1:59.046	15	12	3
10	8	AM	3	Dominic PAUL	GBR	Triple M Motorsport	17	41:08.134	34.858	9.721	73.61	1:59.594	14	11	1
11	47	AM	4	Emma TOMLINSON	GBR	DTO Motorsport	17	41:14.807	41.531	6.673	73.41	2:00.343	12	13	2
12	3	AM	5	James TOWNSEND	GBR	SVG Motorsport	17	41:27.700	54.424	12.893	73.03	2:00.973	13	14	2
13	11	AM	6	Amy TOMLINSON	GBR	Raceway Motorsport	17	41:30.613	57.337	2.913	72.95	2:00.453	14	16	3
14	75	AM	7	James ROLLING	GBR	Fox Motorsport	17	41:39.834	1:06.558	9.221	72.68	2:01.135	15	17	3
15	4	AM	8	Oliver FORDHAM	GBR	Fox Motorsport	17	42:33.768	2:00.492	53.934	71.14	2:01.484	12	18	3

NOT CLASSIFIED

DNF	27	PRO/AM		Alex DUNCAN	GBR	Xentek Motorsport	16	38:54.710	1 Lap	1 Lap	73.24	1:58.703	12	10	
DNF	78	AM		Colin WHITE	GBR	CWS Engineering	9	25:08.458	8 Laps	7 Laps	63.76	2:01.006	8	15	
DNF	37	PRO		Hadley SIMPSON	GBR	Xentek Motorsport	1	2:03.799	16 Laps	8 Laps	86.33			6	

FASTEST LAP

	39	PRO	Cameron PRATT THOMPSON	GBR	SVG Motorsport	11	1:57.141	91.24 mph	146.83 kph
	57	PRO/AM	Nick WHITE	GBR	Raceway Motorsport	12	1:57.343	91.08 mph	146.58 kph
	63	AM	Ali JUFFALI	KSA	Elite Motorsport	15	1:58.093	90.50 mph	145.65 kph

***Car 43 - 5 second time penalty for exceeding track limits**
***Car 39 - 5 second time penalty. Ch.2 Ann A Art.1.3 Gaining an unfair advantage**

Weather / Track : Cloudy / Dry
These results are provisional until the conclusion of any judicial and technical matters.

Date: 13/07/2025 Start: 13:25 Finish: 14:06
Snetterton 300: 2.9689 miles

Clerk Of Course: Paul Levitt	Timekeeper: Richard Lomax	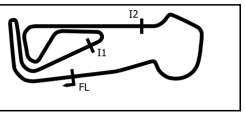

Results can be found at www.tsl-timing.com

Printed - 16:33 Sunday, 13 July 2025

2025 Protyre Motorsport Ginetta GT Championship

RACE 9 - ROUND 8 - LAP CHART

LAP 1		@ 13:27:52.344	LAP 2		@ 13:29:51.579	LAP 3		@ 13:33:15.051	LAP 4		@ 13:37:20.194	LAP 5		@ 13:41:19.216
NO	BEHIND	LAP TIME	NO	BEHIND	LAP TIME	NO	BEHIND	LAP TIME	NO	BEHIND	LAP TIME	NO	BEHIND	LAP TIME
43		2:01.785	**43**		1:59.235	**43**		3:23.472	**43**		4:05.143	**43**		3:59.022
26	0.633	2:02.418	**26**	0.706	1:59.308	**26**	1.329	3:24.095	**26**	1.955	4:05.769	**26**	0.503	3:57.570
1	0.958	2:02.743	**1**	1.786	2:00.063	**1**	2.120	3:23.806	**1**	2.951	4:05.974	**1**	0.601	3:56.672
37	2.014	2:03.799	**12**	2.812	1:59.434	**12**	2.750	3:23.410	**12**	3.823	4:06.216	**12**	0.978	3:56.177
12	2.613	2:04.398	**57**	4.781	2:00.126	**57**	4.058	3:22.749	**57**	4.372	4:05.457	**57**	1.372	3:56.022
57	3.890	2:05.675	**23**	5.042	2:00.012	**23**	4.556	3:22.986	**23**	5.582	4:06.169	**23**	1.672	3:55.112
23	4.265	2:06.050	**39**	5.966	2:00.736	**39**	5.163	3:22.669	**39**	6.051	4:06.031	**39**	2.301	3:55.272
39	4.465	2:06.250	**27**	6.607	2:01.122	**27**	5.957	3:22.822	**27**	6.628	4:05.814	**27**	2.840	3:55.234
27	4.720	2:06.505	**63**	7.833	2:01.763	**63**	6.377	3:22.016	**63**	7.302	4:06.068	**63**	3.319	3:55.039
63	5.305	2:07.090	**21**	8.679	2:01.260	**21**	7.118	3:21.911	**21**	8.131	4:06.156	**21**	3.888	3:54.779
8	6.342	2:08.127	**8**	9.576	2:02.469	**8**	7.863	3:21.759	**8**	9.861	4:07.141	**8**	4.622	3:53.783
21	6.654	2:08.439	**78**	10.350	2:01.733	**78**	8.449	3:21.571	**78**	13.265	4:09.959	**78**	4.859	3:50.616
47	7.606	2:09.391	**47**	11.285	2:02.914	**47**	9.395	3:21.582	**47**	14.011	4:09.759	**47**	5.251	3:50.262
78	7.852	2:09.637	**75**	14.398	2:03.970	**75**	10.092	3:19.166	**75**	15.309	4:10.360	**75**	5.781	3:49.494
75	9.663	2:11.448	**11**	19.952	2:06.033	**11**	10.915	3:14.435	**11**	17.990	4:12.218	**11**	7.639	3:48.671
11	13.154	2:14.939	**4**	24.293	2:05.032	**4**	11.438	3:10.617	**4**	18.566	4:12.271	**4**	8.046	3:48.502
4	18.496	2:20.281	**3**	1:44.605	2:07.598	**3**	25.562	2:04.429	**3**	19.647	3:59.228	**3**	8.298	3:47.673
3	1:36.242	3:38.027 **P**												

Weather / Track : Cloudy / Dry

Snetterton 300: 2.9689 miles
Date: 13/07/2025 Start: 13:25 Finish: 14:06

2025 Protyre Motorsport Ginetta GT Championship

RACE 9 - ROUND 8 - LAP CHART

LAP 6		@ 13:43:19.675	LAP 7		@ 13:45:18.946	LAP 8		@ 13:47:18.835	LAP 9		@ 13:49:16.679	LAP 10		@ 13:51:17.591
NO	BEHIND	LAP TIME	NO	BEHIND	LAP TIME	NO	BEHIND	LAP TIME	NO	BEHIND	LAP TIME	NO	BEHIND	LAP TIME
43		2:00.459	**43**		1:59.271	**26**		1:59.516	**26**		1:57.844	**39**		1:57.600
26	0.212	2:00.168	**26**	0.373	1:59.432	**57**	1.162	1:59.381	**39**	3.312	1:58.488	**8**	13.956	2:00.155
1	1.328	2:01.186	**1**	1.335	1:59.278	**23**	2.408	1:59.868	**27**	6.106	1:59.499	**26**	1:17.965	3:18.877 **P**
57	1.964	2:01.051	**57**	1.670	1:58.977	**39**	2.668	1:59.215	**63**	6.547	1:59.090	**57**	1:22.922	2:01.854
12	2.119	2:01.600	**12**	2.077	1:59.229	**27**	4.451	1:59.405	**8**	14.713	2:00.667	**23**	1:23.982	2:00.927
23	2.920	2:01.707	**23**	2.429	1:58.780	**63**	5.301	1:59.218	**4**	29.970	2:02.514	**12**	1:25.127	1:58.165
39	3.192	2:01.350	**39**	3.342	1:59.421	**21**	6.437	1:59.852	**57**	1:21.980	3:18.662 **P**	**63**	1:26.064	3:20.429 **P**
27	4.339	2:01.958	**27**	4.935	1:59.867	**8**	11.890	2:01.243	**23**	1:23.967	3:19.403 **P**	**1**	1:27.104	1:58.540
63	4.709	2:01.849	**63**	5.972	2:00.534	**78**	12.125	2:01.006	**12**	1:27.874	2:01.642	**27**	1:28.279	3:23.085 **P**
21	5.212	2:01.783	**21**	6.474	2:00.533	**47**	13.811	2:01.496	**1**	1:29.476	2:02.405	**43**	1:28.309	1:57.681
8	8.382	2:04.219	**8**	10.536	2:01.425	**3**	18.470	2:02.883	**21**	1:31.333	3:22.740 **P**	**21**	1:34.613	2:04.192
78	8.623	2:04.223	**78**	11.008	2:01.656	**4**	25.300	2:02.960	**43**	1:31.540	2:01.364	**47**	1:42.744	2:04.807
47	9.194	2:04.402	**47**	12.204	2:02.281	**12**	1:24.076	3:21.888 **P**	**47**	1:38.849	3:22.882 **P**	**3**	1:50.478	2:05.095
75	10.067	2:04.745	**75**	14.601	2:03.805	**1**	1:24.915	3:23.469 **P**	**78**	1:42.338	3:28.057 **P**	**75**	1:54.769	2:02.737
3	12.660	2:04.821	**3**	15.476	2:02.087	**43**	1:28.020	3:27.909 **P**	**3**	1:46.295	3:25.669 **P**	**11**	1:56.104	2:01.954
11	15.293	2:08.113	**11**	22.031	2:06.009	**75**	1:42.125	3:27.413 **P**	**75**	1:52.944	2:08.663			
4	15.669	2:08.082	**4**	22.229	2:05.831	**11**	1:46.796	3:24.654 **P**	**11**	1:55.062	2:06.110			

Weather / Track : Cloudy / Dry

Snetterton 300: 2.9689 miles
Date: 13/07/2025 Start: 13:25 Finish: 14:06

2025 Protyre Motorsport Ginetta GT Championship

RACE 9 - ROUND 8 - LAP CHART

LAP 11 @ 13:53:14.732			
NO	BEHIND	LAP TIME	
39		1:57.141	
4	1 Lap	4:14.103	**P**
26	1:21.825	2:01.001	
57	1:23.378	1:57.597	
23	1:24.519	1:57.678	
12	1:25.443	1:57.457	
1	1:28.055	1:58.092	
43	1:28.404	1:57.236	
63	1:30.306	2:01.383	
27	1:33.450	2:02.312	
21	1:37.441	1:59.969	
8	1:39.219	3:22.404	**P**
47	1:46.363	2:00.760	
3	1:54.447	2:01.110	
75	2:00.155	2:02.527	
11	2:00.643	2:01.680	
4	2:52.356	2:06.336	

LAP 12 @ 13:56:33.981			
NO	BEHIND	LAP TIME	
26		1:57.424	
39	1.043	3:20.292	**P**
57	1.472	1:57.343	
23	3.258	1:57.988	
12	4.286	1:58.092	
1	7.147	1:58.341	
43	7.303	1:58.148	
63	9.314	1:58.257	
27	12.904	1:58.703	
21	17.629	1:59.437	
8	24.028	2:04.058	
47	27.457	2:00.343	
3	36.361	2:01.163	
11	42.135	2:00.741	
75	45.950	2:05.044	
4	1:34.591	2:01.484	

LAP 13 @ 13:58:31.693			
NO	BEHIND	LAP TIME	
26		1:57.712	
57	1.707	1:57.947	
23	3.849	1:58.303	
12	4.733	1:58.159	
39	5.460	2:02.129	
43	8.446	1:58.855	
1	9.229	1:59.794	
63	10.019	1:58.417	
27	14.382	1:59.190	
21	20.141	2:00.224	
8	26.459	2:00.143	
47	30.471	2:00.726	
3	39.622	2:00.973	
11	45.464	2:01.041	
75	50.811	2:02.573	
4	1:39.070	2:02.191	

LAP 14 @ 14:00:29.400			
NO	BEHIND	LAP TIME	
26		1:57.707	
57	2.068	1:58.068	
23	4.214	1:58.072	
12	5.365	1:58.339	
39	5.544	1:57.791	
43	8.082	1:57.343	
1	9.779	1:58.257	
63	10.750	1:58.438	
27	15.608	1:58.933	
21	21.658	1:59.224	
8	28.346	1:59.594	
47	33.205	2:00.441	
3	43.526	2:01.611	
11	48.210	2:00.453	
75	54.716	2:01.612	
4	1:43.629	2:02.266	

LAP 15 @ 14:02:27.451			
NO	BEHIND	LAP TIME	
26		1:58.051	
57	2.318	1:58.301	
23	4.611	1:58.448	
12	5.473	1:58.159	
39	5.833	1:58.340	
43	7.817	1:57.786	
1	10.306	1:58.578	
63	10.792	1:58.093	
27	17.678	2:00.121	
21	22.653	1:59.046	
8	30.562	2:00.267	
47	35.727	2:00.573	
3	46.675	2:01.200	
11	51.286	2:01.127	
75	57.800	2:01.135	
4	1:48.397	2:02.819	

Weather / Track : Cloudy / Dry

Snetterton 300: 2.9689 miles
Date: 13/07/2025 Start: 13:25 Finish: 14:06

2025 Protyre Motorsport Ginetta GT Championship

RACE 9 - ROUND 8 - LAP CHART

LAP 16		@ 14:04:25.543
NO	BEHIND	LAP TIME
26		1:58.092
57	2.460	1:58.234
23	4.968	1:58.449
12	6.143	1:58.762
39	7.266	1:59.525
43	7.533	1:57.808
1	11.188	1:58.974
63	11.540	1:58.840
27	19.726	2:00.140
21	23.873	1:59.312
8	32.416	1:59.946
47	38.351	2:00.716
3	50.040	2:01.457
11	53.801	2:00.607
75	1:01.873	2:02.165
4	1:53.997	2:03.692

LAP 17		@ 14:06:23.835
NO	BEHIND	LAP TIME
26		1:58.292
57	2.373	1:58.205
23	5.140	1:58.464
12	6.879	1:59.028
39	7.504	1:58.530
43	8.000	1:58.759
1	12.066	1:59.170
63	12.506	1:59.258
21	25.137	1:59.556
8	34.858	2:00.734
47	41.531	2:01.472
3	54.424	2:02.676
11	57.337	2:01.828
75	1:06.558	2:02.977
4	2:00.492	2:04.787

Weather / Track : Cloudy / Dry

Snetterton 300: 2.9689 miles
Date: 13/07/2025 Start: 13:25 Finish: 14:06

2025 Protyre Motorsport Ginetta GT Championship

RACE 9 - ROUND 8 - POSITION CHART WITH INTERMEDIATES

No	Name	Lap / Pos	L0 - Int1-M	L0 - Int2-M	L1 - Finish	L1 - Int1-M	L1 - Int2-M	L2 - Finish	L2 - Int1-M	L2 - Int2-M	L3 - Finish	L3 - Int1-M	L3 - Int2-M	L4 - Finish	L4 - Int1-M	L4 - Int2-M	L5 - Finish	L5 - Int1-M	L5 - Int2-M	L6 - Finish	L6 - Int1-M	L6 - Int2-M	L7 - Finish	L7 - Int1-M	L7 - Int2-M	L8 - Finish	L8 - Int1-M	L8 - Int2-M	L9 - Finish	L9 - Int1-M	L9 - Int2-M	L10 - Finish	L10 - Int1-M	L10 - Int2-M
43	CLARK	1	43	43	43	43	43	43	43	43	43	43	43	43	43	43	43	43	43	43	43	43	43	43	43	26	26	26	26	26	26	39	39	39
26	CRONIN	2	26	26	26	26	26	26	26	26	26	26	26	26	26	26	26	26	26	26	26	26	26	26	26	57	57	57	39	39	39	8	8	8
39	PRATT THOMPSON	3	1	1	1	1	1	1	1	1	1	1	1	1	1	1	1	1	1	1	1	1	1	1	1	23	23	23	27	27	27	57	26	26
1	DOUGLASS	4	37	37	37	37	12	12	12	12	12	12	12	12	12	12	12	57	57	57	57	57	57	57	57	39	39	39	63	63	63	23	57	57
12	COLLINS	5	39	39	12	12	57	57	57	57	57	57	57	57	57	57	57	12	12	12	12	12	12	12	12	27	27	27	8	8	8	12	23	23
37	SIMPSON	6	12	12	57	57	23	23	23	23	23	23	23	23	23	23	23	23	23	23	23	23	23	23	23	63	63	63	4	4	4	1	12	12
57	WHITE	7	57	57	23	23	39	39	39	39	39	39	39	39	39	39	39	39	39	39	39	39	39	39	39	21	21	21	12	57	57	43	1	1
23	GAMBLE	8	23	23	39	39	27	27	27	27	27	27	27	27	27	27	27	27	27	27	27	27	27	27	27	8	8	8	1	23	23	21	43	43
63	JUFFALI	9	63	27	27	27	63	63	63	63	63	63	63	63	63	63	63	63	63	63	63	63	63	63	63	78	78	78	43	12	12	47	63	63
27	DUNCAN	10	27	63	63	63	8	21	21	21	21	21	21	21	21	21	21	21	21	21	21	21	21	21	21	47	47	47	75	1	1	3	27	27
8	PAUL	11	8	8	8	8	21	8	8	8	8	8	8	8	8	8	8	8	8	8	8	8	8	8	8	3	3	3	11	43	43	75	21	21
21	SHAW	12	21	21	21	21	78	78	78	78	78	78	78	78	78	78	78	78	78	78	78	78	78	78	78	4	4	4	21	21	11	47	47	3
47	TOMLINSON	13	47	47	47	78	47	47	47	47	47	47	47	47	47	47	47	47	47	47	47	47	47	47	47	12	12	47	47	3	3	75	3	3
3	TOWNSEND	14	78	78	78	47	75	75	75	75	75	75	75	75	75	75	75	75	75	75	75	75	75	75	75	1	1	78	3	75	75	11	11	11
78	WHITE	15	75	75	75	75	11	11	11	11	11	11	11	11	11	11	11	11	3	3	3	3	3	3	3	43	43	3	75	11	11	4	75	75
11	TOMLINSON	16	11	11	11	11	4	4	4	4	4	4	4	4	4	4	4	3	11	11	11	4	11	11	11	75	75	75	11	4	4	4	4	4
75	ROLLING	17	4	4	4	4	3	3	3	3	3	3	3	3	3	3	3	4	4	4	4	11	4	4	4	11	11	11	78					
4	FORDHAM	18	3	3	3																													

Weather / Track : Cloudy / Dry

Snetterton 300: 2.9689 miles
Date: 13/07/2025 Start: 13:25 Finish: 14:06

2025 Protyre Motorsport Ginetta GT Championship

RACE 9 - ROUND 8 - POSITION CHART WITH INTERMEDIATES

No	Name	Lap / Pos	L11 - Finish	L11 - Int1-M	L11 - Int2-M	L12 - Finish	L12 - Int1-M	L12 - Int2-M	L13 - Finish	L13 - Int1-M	L13 - Int2-M	L14 - Finish	L14 - Int1-M	L14 - Int2-M	L15 - Finish	L15 - Int1-M	L15 - Int2-M	L16 - Finish	L16 - Int1-M	L16 - Int2-M	L17 - Finish
43	CLARK	1	39	39	*39*	26	26	26	26	26	26	26	26	26	26	26	26	26	26	26	26
26	CRONIN	2	26	26	26	57	57	57	57	57	57	57	57	57	57	57	57	57	57	57	57
39	PRATT THOMPSON	3	57	57	57	23	23	23	23	23	23	23	23	23	23	23	23	23	23	23	23
1	DOUGLASS	4	23	23	23	12	12	12	12	12	12	12	12	12	12	12	12	12	12	12	12
12	COLLINS	5	12	12	12	1	39	39	39	39	39	39	39	39	39	39	39	39	39	39	39
37	SIMPSON	6	1	1	1	43	1	43	43	43	43	43	43	43	43	43	43	43	43	43	43
57	WHITE	7	43	43	43	63	43	1	1	1	1	1	1	1	1	1	1	1	1	63	1
23	GAMBLE	8	63	63	63	27	63	63	63	63	63	63	63	63	63	63	63	63	63	1	63
63	JUFFALI	9	27	27	27	21	27	27	27	27	27	27	27	27	27	27	27	27	21	21	21
27	DUNCAN	10	21	21	21	8	21	21	21	21	21	21	21	21	21	21	21	21	8	8	8
8	PAUL	11	47	8	8	47	8	8	8	8	8	8	8	8	8	8	8	8	47	47	47
21	SHAW	12	47	47	3	47	47	47	47	47	47	47	47	47	47	47	47	27	3	3	
47	TOMLINSON	13	11	3	3	3	3	3	3	3	3	3	3	3	3	3	11	11			
3	TOWNSEND	14	75	11	11	11	11	11	11	11	11	11	11	11	11	11	75	75			
78	WHITE	15	4	75	75	75	75	75	75	75	75	75	75	75	75	75	4	4			
11	TOMLINSON	16	4	4	4	4	4	4	4	4	4	4	4	4							
75	ROLLING	17																			
4	FORDHAM	18																			

Weather / Track : Cloudy / Dry

Snetterton 300: 2.9689 miles
Date: 13/07/2025 Start: 13:25 Finish: 14:06

2025 Protyre Motorsport Ginetta GT Championship

RACE 9 - ROUND 8 - SECTOR ANALYSIS

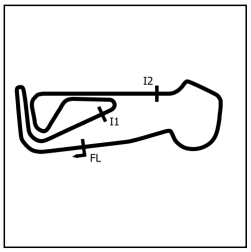

SECTOR 1 = FL to I1, SECTOR 2 = I1 to I2, SECTOR 3 = I2 to FL, DIFF = Difference To Personal Best Lap, P = Crossed Finish Line in Pit Lane, D = Time Disallowed

P1 26 PRO Robert CRONIN — Elite Motorsport

IDEAL LAP TIME : 1:57.325 BEST LAP TIME : 1:57.424 DIFFERENCE : 0.099

LAP	SECTOR 1		SECTOR 2		SECTOR 3		LAP TIME		MPH	DIFF	TIME OF DAY
1 -		114.3	42.611	131.5	39.410	119.4	2:02.418		87.30	4.994	13:27:52.977
2 -	37.450	114.9	43.124	131.8	38.734	121.5	1:59.308		89.58	1.884	13:29:52.285
3 -	50.020	51.5	1:14.796	56.1	1:19.279	51.6	3:24.095		52.36	1:26.671	13:33:16.380
4 -	1:19.716	30.9	1:27.857	48.7	1:18.196	52.9	4:05.769		43.48	2:08.345	13:37:22.149
5 -	1:14.492	42.0	1:23.013	48.2	1:20.065	116.9	3:57.570		44.98	2:00.146	13:41:19.719
6 -	38.222	114.5	42.963	131.3	38.983	121.1	2:00.168		88.94	2.744	13:43:19.887
7 -	37.584	114.5	42.756	132.1	39.092	121.5	1:59.432		89.49	2.008	13:45:19.319
8 -	37.511	***116.1***	42.801	132.8	39.204	121.1	1:59.516		89.42	2.092	13:47:18.835
9 -	37.081	114.9	42.213	132.3	38.550	121.3	1:57.844		90.69	0.420	13:49:16.679
10 -	37.052	115.5	41.982	132.8	IN PIT		3:18.877	**P**	53.74	1:21.453	13:52:35.556
11 -	OUTLAP	115.5	***41.950***	***133.1***	38.446	121.3	2:01.001		88.33	3.577	13:54:36.557
12 -	37.008	115.5	42.042	***133.1***	***38.374***	122.0	***1:57.424***	**(1)**	***91.02***		***13:56:33.981***
13 -	37.069	115.5	42.091	132.6	38.552	121.5	1:57.712	**(3)**	90.79	0.288	13:58:31.693
14 -	37.086	115.3	42.074	132.6	38.547	121.3	1:57.707	**(2)**	90.80	0.283	14:00:29.400
15 -	37.201	114.9	42.319	132.6	38.531	121.3	1:58.051		90.53	0.627	14:02:27.451
16 -	37.119	114.9	42.255	132.8	38.718	***122.2***	1:58.092		90.50	0.668	14:04:25.543
17 -	***37.001***	115.9	42.366	132.6	38.925	122.0	1:58.292		90.35	0.868	14:06:23.835

P2 57 PRO/AM Nick WHITE — Raceway Motorsport

IDEAL LAP TIME : 1:57.275 BEST LAP TIME : 1:57.343 DIFFERENCE : 0.068

LAP	SECTOR 1		SECTOR 2		SECTOR 3		LAP TIME		MPH	DIFF	TIME OF DAY
1 -		113.9	43.417	131.8	40.368	120.2	2:05.675		85.04	8.332	13:27:56.234
2 -	37.499	114.7	43.389	131.8	39.238	120.6	2:00.126		88.97	2.783	13:29:56.360
3 -	47.947	52.9	1:14.663	60.4	1:20.139	54.0	3:22.749		52.71	1:25.406	13:33:19.109
4 -	1:19.370	37.0	1:28.257	47.5	1:17.830	49.8	4:05.457		43.54	2:08.114	13:37:24.566
5 -	1:14.785	44.3	1:22.705	46.7	1:18.532	116.9	3:56.022		45.28	1:58.679	13:41:20.588
6 -	38.342	115.7	43.052	***133.9***	39.657	122.0	2:01.051		88.29	3.708	13:43:21.639
7 -	37.326	115.5	42.387	133.6	39.264	122.0	1:58.977		89.83	1.634	13:45:20.616
8 -	37.615	115.7	42.621	132.8	39.145	120.9	1:59.381		89.52	2.038	13:47:19.997
9 -	37.176	115.7	42.388	132.6	IN PIT		3:18.662	**P**	53.80	1:21.319	13:50:38.659
10 -	OUTLAP	115.1	42.251	132.6	38.799	121.3	2:01.854		87.71	4.511	13:52:40.513
11 -	***36.933***	***116.7***	42.103	133.4	38.561	121.3	1:57.597	**(2)**	90.88	0.254	13:54:38.110
12 -	37.001	116.1	***41.917***	132.8	***38.425***	***122.2***	***1:57.343***	**(1)**	***91.08***		***13:56:35.453***
13 -	37.190	115.5	42.129	132.8	38.628	***122.2***	1:57.947	**(3)**	90.61	0.604	13:58:33.400
14 -	37.054	115.1	42.237	132.6	38.777	121.5	1:58.068		90.52	0.725	14:00:31.468
15 -	36.946	116.3	42.241	132.6	39.114	120.6	1:58.301		90.34	0.958	14:02:29.769
16 -	37.312	115.5	42.042	133.1	38.880	121.5	1:58.234		90.39	0.891	14:04:28.003
17 -	37.037	115.7	42.120	132.8	39.048	121.7	1:58.205		90.41	0.862	14:06:26.208

P3 23 PRO/AM Harry GAMBLE — Elite Motorsport

IDEAL LAP TIME : 1:57.383 BEST LAP TIME : 1:57.678 DIFFERENCE : 0.295

LAP	SECTOR 1		SECTOR 2		SECTOR 3		LAP TIME		MPH	DIFF	TIME OF DAY
1 -		97.6	43.860	131.0	39.992	120.4	2:06.050		84.79	8.372	13:27:56.609
2 -	37.589	113.7	43.096	130.5	39.327	121.1	2:00.012		89.05	2.334	13:29:56.621
3 -	48.219	52.0	1:15.030	61.9	1:19.737	49.9	3:22.986		52.65	1:25.308	13:33:19.607
4 -	1:19.425	36.9	1:28.519	42.2	1:18.225	52.1	4:06.169		43.41	2:08.491	13:37:25.776
5 -	1:15.069	40.4	1:21.753	45.8	1:18.290	117.5	3:55.112		45.45	1:57.434	13:41:20.888
6 -	38.485	115.5	43.527	132.8	39.695	120.9	2:01.707		87.81	4.029	13:43:22.595
7 -	37.318	115.7	42.527	132.6	38.935	***123.3***	1:58.780		89.98	1.102	13:45:21.375
8 -	37.605	116.1	42.435	***133.9***	39.828	121.1	1:59.868		89.16	2.190	13:47:21.243
9 -	37.209	116.1	42.303	132.8	IN PIT		3:19.403	**P**	53.60	1:21.725	13:50:40.646
10 -	OUTLAP	115.9	***41.888***	132.6	***38.526***	121.3	2:00.927		88.38	3.249	13:52:41.573
11 -	37.001	***116.5***	41.929	133.1	38.748	120.6	***1:57.678***	**(1)**	***90.82***		***13:54:39.251***
12 -	***36.969***	116.3	42.263	132.8	38.756	121.7	1:57.988	**(2)**	90.58	0.310	13:56:37.239
13 -	37.189	115.5	42.233	131.8	38.881	121.3	1:58.303		90.34	0.625	13:58:35.542
14 -	37.030	115.7	42.287	131.3	38.755	121.7	1:58.072	**(3)**	90.52	0.394	14:00:33.614
15 -	37.079	115.1	42.406	131.8	38.963	120.2	1:58.448		90.23	0.770	14:02:32.062
16 -	37.084	115.3	42.257	131.5	39.108	120.4	1:58.449		90.23	0.771	14:04:30.511
17 -	37.198	114.9	42.276	131.3	38.990	121.1	1:58.464		90.22	0.786	14:06:28.975

Weather / Track : Cloudy / Dry

Snetterton 300: 2.9689 miles
Date: 13/07/2025 Start: 13:25 Finish: 14:06

2025 Protyre Motorsport Ginetta GT Championship

RACE 9 - ROUND 8 - SECTOR ANALYSIS

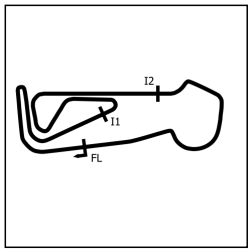

SECTOR 1 = FL to I1, SECTOR 2 = I1 to I2, SECTOR 3 = I2 to FL, DIFF = Difference To Personal Best Lap, P = Crossed Finish Line in Pit Lane, D = Time Disallowed

P4 12 PRO Jack COLLINS — E3 Sport

IDEAL LAP TIME : 1:57.457 BEST LAP TIME : 1:57.457 DIFFERENCE : 0.000

LAP	SECTOR 1		SECTOR 2		SECTOR 3		LAP TIME		MPH	DIFF	TIME OF DAY
1 -		112.2	43.283	132.6	39.460	119.8	2:04.398		85.91	6.941	13:27:54.957
2 -	37.443	115.3	42.850	131.5	39.141	121.5	1:59.434		89.48	1.977	13:29:54.391
3 -	49.281	48.3	1:14.629	51.5	1:19.500	55.5	3:23.410		52.54	1:25.953	13:33:17.801
4 -	1:19.723	34.7	1:28.367	48.5	1:18.126	48.9	4:06.216		43.40	2:08.759	13:37:24.017
5 -	1:14.492	45.2	1:22.803	48.3	1:18.882	117.3	3:56.177		45.25	1:58.720	13:41:20.194
6 -	39.000	113.5	43.057	132.3	39.543		2:01.600		87.89	4.143	13:43:21.794
7 -	37.560	116.1	42.396	132.8	39.273		1:59.229		89.64	1.772	13:45:21.023
8 -	37.463	115.3	42.650	***133.4***	IN PIT		3:21.888	**P**	52.94	1:24.431	13:48:42.911
9 -	OUTLAP	114.9	42.232	132.1	38.714	121.5	2:01.642		87.86	4.185	13:50:44.553
10 -	37.359	115.3	42.077	133.1	38.729		1:58.165		90.45	0.708	13:52:42.718
11 -	***36.945***	116.1	***41.920***	133.1	***38.592***	122.9	***1:57.457***	**(1)**	***90.99***		***13:54:40.175***
12 -	37.129	***116.3***	42.200	132.8	38.763	***123.1***	1:58.092	**(2)**	90.50	0.635	13:56:38.267
13 -	37.170	115.9	42.181	132.3	38.808	121.1	1:58.159	**(3)**	90.45	0.702	13:58:36.426
14 -	37.197	116.1	42.199	***133.4***	38.943	122.2	1:58.339		90.31	0.882	14:00:34.765
15 -	37.430	115.7	42.046	132.8	38.683	121.7	1:58.159	**(3)**	90.45	0.702	14:02:32.924
16 -	37.454	115.1	42.679	132.3	38.629	122.9	1:58.762		89.99	1.305	14:04:31.686
17 -	37.462	115.5	42.489	132.3	39.077	122.2	1:59.028		89.79	1.571	14:06:30.714

P5 39 PRO Cameron PRATT THOMPSON — SVG Motorsport

IDEAL LAP TIME : 1:57.023 BEST LAP TIME : 1:57.141 DIFFERENCE : 0.118

LAP	SECTOR 1		SECTOR 2		SECTOR 3		LAP TIME		MPH	DIFF	TIME OF DAY
1 -		113.3	43.711	131.5	41.397	120.9	2:06.250		84.65	9.109	13:27:56.809
2 -	37.822	114.3	43.684	131.3	39.230	120.0	2:00.736		88.52	3.595	13:29:57.545
3 -	47.922	51.0	1:14.861	62.1	1:19.886	51.0	3:22.669		52.73	1:25.528	13:33:20.214
4 -	1:19.584	36.1	1:28.236	45.0	1:18.211	54.3	4:06.031		43.44	2:08.890	13:37:26.245
5 -	1:15.145	41.9	1:21.775	45.3	1:18.352	117.9	3:55.272		45.42	1:58.131	13:41:21.517
6 -	38.438	114.9	43.261	132.8	39.651	121.7	2:01.350		88.07	4.209	13:43:22.867
7 -	37.644	115.5	42.456	132.8	39.321	120.6	1:59.421		89.49	2.280	13:45:22.288
8 -	37.378	115.5	42.471	133.6	39.366	120.9	1:59.215		89.65	2.074	13:47:21.503
9 -	37.308	115.3	42.219	133.4	38.961	120.4	1:58.488		90.20	1.347	13:49:19.991
10 -	37.158	115.1	41.998	132.1	***38.444***	121.1	1:57.600	**(2)**	90.88	0.459	13:51:17.591
11 -	***36.763***	115.5	***41.816***	132.6	38.562	120.4	***1:57.141***	**(1)**	***91.24***		***13:53:14.732***
12 -	37.008	***116.3***	41.967	132.8	IN PIT		3:20.292	**P**	53.36	1:23.151	13:56:35.024
13 -	OUTLAP	114.9	42.047	132.3	38.495	121.7	2:02.129		87.51	4.988	13:58:37.153
14 -	36.924	116.1	41.877	***135.0***	38.990	***122.4***	1:57.791	**(3)**	90.73	0.650	14:00:34.944
15 -	37.509	115.5	41.971	134.2	38.860	121.5	1:58.340		90.31	1.199	14:02:33.284
16 -	37.250	115.1	43.278	130.8	38.997	121.1	1:59.525		89.42	2.384	14:04:32.809
17 -	37.240	115.1	42.559	131.3	38.731	119.8	1:58.530		90.17	1.389	14:06:31.339

P6 1 PRO Mckenzie DOUGLASS — Fox Motorsport

IDEAL LAP TIME : 1:57.984 BEST LAP TIME : 1:58.092 DIFFERENCE : 0.108

LAP	SECTOR 1		SECTOR 2		SECTOR 3		LAP TIME		MPH	DIFF	TIME OF DAY
1 -		114.3	43.009	131.8	39.162	120.6	2:02.743		87.07	4.651	13:27:53.302
2 -	37.522	115.1	43.117	132.1	39.424	120.2	2:00.063		89.02	1.971	13:29:53.365
3 -	49.540	51.7	1:14.763	53.1	1:19.503	56.8	3:23.806		52.44	1:25.714	13:33:17.171
4 -	1:19.810	32.1	1:28.097	50.6	1:18.067	51.9	4:05.974		43.45	2:07.882	13:37:23.145
5 -	1:14.456	45.9	1:22.876	46.4	1:19.340	117.3	3:56.672		45.15	1:58.580	13:41:19.817
6 -	38.630	113.9	43.395	131.5	39.161	120.9	2:01.186		88.19	3.094	13:43:21.003
7 -	37.504	115.1	42.576	132.1	39.198	120.9	1:59.278		89.60	1.186	13:45:20.281
8 -	37.497	115.7	43.050	131.0	IN PIT		3:23.469	**P**	52.52	1:25.377	13:48:43.750
9 -	OUTLAP	114.7	42.497	131.8	38.855	120.4	2:02.405		87.31	4.313	13:50:46.155
10 -	37.441	115.1	42.286	132.3	38.813	121.1	1:58.540		90.16	0.448	13:52:44.695
11 -	***37.061***	***116.1***	42.270	132.3	***38.761***	121.7	***1:58.092***	**(1)**	***90.50***		***13:54:42.787***
12 -	37.109	115.9	42.377	132.3	38.855	***123.3***	1:58.341	**(3)**	90.31	0.249	13:56:41.128
13 -	37.721	115.1	42.939	***132.8***	39.134	121.5	1:59.794		89.22	1.702	13:58:40.922
14 -	37.205	***116.1***	***42.162***	132.6	38.890	121.3	1:58.257	**(2)**	90.38	0.165	14:00:39.179
15 -	37.281	115.5	42.344	132.3	38.953	121.7	1:58.578		90.13	0.486	14:02:37.757
16 -	37.294	115.7	42.593	131.8	39.087	121.5	1:58.974		89.83	0.882	14:04:36.731
17 -	37.201	115.9	42.529	131.0	39.440	121.3	1:59.170		89.68	1.078	14:06:35.901

Weather / Track : Cloudy / Dry

Snetterton 300: 2.9689 miles
Date: 13/07/2025 Start: 13:25 Finish: 14:06

2025 Protyre Motorsport Ginetta GT Championship

RACE 9 - ROUND 8 - SECTOR ANALYSIS

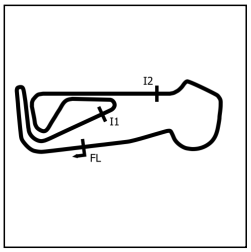

SECTOR 1 = FL to I1, SECTOR 2 = I1 to I2, SECTOR 3 = I2 to FL, DIFF = Difference To Personal Best Lap, P = Crossed Finish Line in Pit Lane, D = Time Disallowed

P7 63 AM Ali JUFFALI Elite Motorsport

IDEAL LAP TIME : 1:57.409 BEST LAP TIME : 1:58.093 DIFFERENCE : 0.684

LAP	SECTOR 1		SECTOR 2		SECTOR 3		LAP TIME		MPH	DIFF	TIME OF DAY
1 -		114.5	44.402	131.5	40.375	121.1	2:07.090		84.09	8.997	13:27:57.649
2 -	37.868	114.9	44.422	131.3	39.473	120.4	2:01.763		87.77	3.670	13:29:59.412
3 -	47.488	48.7	1:14.771	59.9	1:19.757	49.6	3:22.016		52.90	1:23.923	13:33:21.428
4 -	1:20.043	35.6	1:27.933	44.5	1:18.092	61.0	4:06.068		43.43	2:07.975	13:37:27.496
5 -	1:15.245	46.7	1:21.882	48.5	1:17.912	118.9	3:55.039		45.47	1:56.946	13:41:22.535
6 -	38.330	114.3	43.319	130.5	40.200	121.7	2:01.849		87.71	3.756	13:43:24.384
7 -	37.812	114.1	42.961	132.6	39.761	121.3	2:00.534		88.67	2.441	13:45:24.918
8 -	37.479	115.5	42.453	***133.4***	39.286	122.6	1:59.218		89.65	1.125	13:47:24.136
9 -	***36.889***	116.1	42.988	132.1	39.213	122.0	1:59.090		89.74	0.997	13:49:23.226
10 -	37.158	114.5	42.915	131.8	IN PIT		3:20.429	**P**	53.32	1:22.336	13:52:43.655
11 -	OUTLAP	116.5	***41.818***	133.1	38.840	***123.1***	2:01.383		88.05	3.290	13:54:45.038
12 -	37.147	115.7	42.014	133.1	39.096		1:58.257	**(2)**	90.38	0.164	13:56:43.295
13 -	37.086	115.1	42.288	132.1	39.043	122.0	1:58.417	**(3)**	90.25	0.324	13:58:41.712
14 -	37.211	115.9	42.266	132.3	38.961	122.0	1:58.438		90.24	0.345	14:00:40.150
15 -	***36.889***	116.1	42.502	131.5	***38.702***		***1:58.093***	**(1)**	***90.50***		***14:02:38.243***
16 -	37.129	***116.7***	42.473	132.8	39.238	122.2	1:58.840		89.93	0.747	14:04:37.083
17 -	37.216	115.9	42.128	130.8	39.914	121.3	1:59.258		89.62	1.165	14:06:36.341

P8 43 PRO Archie CLARK MDD Racing

IDEAL LAP TIME : 1:57.125 BEST LAP TIME : 1:57.236 DIFFERENCE : 0.111

LAP	SECTOR 1		SECTOR 2		SECTOR 3		LAP TIME		MPH	DIFF	TIME OF DAY
1 -		113.9	42.755	130.8	39.239		2:01.785		87.76	4.549	13:27:52.344
2 -	37.554	114.1	42.742	131.0	38.939		1:59.235		89.63	1.999	13:29:51.579
3 -	49.803	49.5	1:15.000	49.3	1:18.669	***52.1***	3:23.472		52.52	1:26.236	13:33:15.051
4 -	1:20.148	31.5	1:27.372	46.3	1:17.623		4:05.143		43.59	2:07.907	13:37:20.194
5 -	1:15.596	40.8	1:21.813	56.9	1:21.613		3:59.022		44.71	2:01.786	13:41:19.216
6 -	38.087	113.5	42.991	130.0	39.381		2:00.459		88.72	3.223	13:43:19.675
7 -	37.491	114.1	42.658	129.8	39.122		1:59.271		89.61	2.035	13:45:18.946
8 -	37.758	114.9	42.695	130.3	IN PIT		3:27.909	**P**	51.40	1:30.673	13:48:46.855
9 -	OUTLAP	114.7	42.332	131.8	38.524		2:01.364		88.06	4.128	13:50:48.219
10 -	37.067	114.7	41.996	132.3	38.618		1:57.681	**(3)**	90.82	0.445	13:52:45.900
11 -	36.881	115.9	***41.829***	***133.9***	38.526		***1:57.236***	**(1)**	***91.16***		***13:54:43.136***
12 -	36.999	***117.1***	42.410	***133.9***	38.739		1:58.148		90.46	0.912	13:56:41.284
13 -	37.819	115.7	42.433	132.1	38.603		1:58.855		89.92	1.619	13:58:40.139
14 -	***36.839***	115.9	42.047	131.8	***38.457***		1:57.343	**(2)**	91.08	0.107	14:00:37.482
15 -	37.079	115.5	42.159	132.1	38.548		1:57.786		90.74	0.550	14:02:35.268
16 -	36.865	116.1	42.103	133.1	38.840		1:57.808		90.72	0.572	14:04:33.076
17 -	37.268	115.7	42.513	133.4	38.978		1:58.759		89.99	1.523	14:06:31.835

P9 21 AM Luke SHAW Raceway Motorsport

IDEAL LAP TIME : 1:58.812 BEST LAP TIME : 1:59.046 DIFFERENCE : 0.234

LAP	SECTOR 1		SECTOR 2		SECTOR 3		LAP TIME		MPH	DIFF	TIME OF DAY
1 -		113.3	44.588	132.6	40.168	120.6	2:08.439		83.21	9.393	13:27:58.998
2 -	38.117	114.5	43.519	***133.9***	39.624	120.2	2:01.260		88.14	2.214	13:30:00.258
3 -	47.780	45.5	1:14.704	57.6	1:19.427	45.7	3:21.911		52.93	1:22.865	13:33:22.169
4 -	1:20.330	36.3	1:28.026	37.0	1:17.800	62.0	4:06.156		43.41	2:07.110	13:37:28.325
5 -	1:15.528	46.9	1:21.302	44.8	1:17.949	118.5	3:54.779		45.52	1:55.733	13:41:23.104
6 -	38.446	115.1	43.512	131.8	39.825	***121.5***	2:01.783		87.76	2.737	13:43:24.887
7 -	37.687	114.9	43.368	131.0	39.478	120.9	2:00.533		88.67	1.487	13:45:25.420
8 -	37.625	***116.3***	42.914	130.8	39.313	120.9	1:59.852		89.17	0.806	13:47:25.272
9 -	37.293	115.3	42.608	132.1	IN PIT		3:22.740	**P**	52.71	1:23.694	13:50:48.012
10 -	OUTLAP	113.5	42.565	131.5	39.604	120.6	2:04.192		86.06	5.146	13:52:52.204
11 -	37.816	115.1	42.643	131.8	39.510	120.2	1:59.969		89.09	0.923	13:54:52.173
12 -	37.621	115.5	42.447	131.3	39.369	120.2	1:59.437		89.48	0.391	13:56:51.610
13 -	37.858	115.3	42.678	131.3	39.688	121.1	2:00.224		88.90	1.178	13:58:51.834
14 -	37.395	115.3	***42.402***	131.0	39.427	121.1	1:59.224	**(2)**	89.64	0.178	14:00:51.058
15 -	37.321	115.7	42.464	131.5	***39.261***	120.2	***1:59.046***	**(1)**	***89.78***		***14:02:50.104***
16 -	***37.149***	115.3	42.849	130.8	39.314	120.9	1:59.312	**(3)**	89.58	0.266	14:04:49.416
17 -	37.317	115.9	42.561	131.0	39.678	121.3	1:59.556		89.39	0.510	14:06:48.972

Weather / Track : Cloudy / Dry

Snetterton 300: 2.9689 miles
Date: 13/07/2025 Start: 13:25 Finish: 14:06

2025 Protyre Motorsport Ginetta GT Championship

RACE 9 - ROUND 8 - SECTOR ANALYSIS

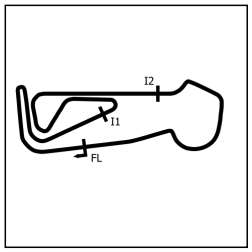

SECTOR 1 = FL to I1, SECTOR 2 = I1 to I2, SECTOR 3 = I2 to FL, DIFF = Difference To Personal Best Lap, P = Crossed Finish Line in Pit Lane, D = Time Disallowed

P10 8 AM Dominic PAUL Triple M Motorsport

IDEAL LAP TIME : 1:59.283 BEST LAP TIME : 1:59.594 DIFFERENCE : 0.311

LAP	SECTOR 1		SECTOR 2		SECTOR 3		LAP TIME		MPH	DIFF	TIME OF DAY
1 -		113.7	44.471	130.5	40.197	119.4	2:08.127		83.41	8.533	13:27:58.686
2 -	38.198	112.2	43.655	***133.1***	40.616	119.8	2:02.469		87.27	2.875	13:30:01.155
3 -	47.524	45.7	1:15.080	58.5	1:19.155	47.0	3:21.759		52.97	1:22.165	13:33:22.914
4 -	1:20.230	37.2	1:28.149	40.5	1:18.762	82.8	4:07.141		43.24	2:07.547	13:37:30.055
5 -	1:15.031	47.0	1:20.980	58.7	1:17.772	111.6	3:53.783		45.71	1:54.189	13:41:23.838
6 -	39.695	113.1	44.050	129.5	40.474	118.5	2:04.219		86.04	4.625	13:43:28.057
7 -	37.889	113.7	43.513	130.3	40.023	119.4	2:01.425		88.02	1.831	13:45:29.482
8 -	37.922	114.5	43.391	130.5	39.930	119.8	2:01.243		88.15	1.649	13:47:30.725
9 -	37.803	113.3	43.271	130.5	39.593	119.6	2:00.667		88.57	1.073	13:49:31.392
10 -	37.565	114.3	43.086	130.8	39.504	119.6	2:00.155		88.95	0.561	13:51:31.547
11 -	37.652	114.3	42.965	131.3	IN PIT		3:22.404	**P**	52.80	1:22.810	13:54:53.951
12 -	OUTLAP	113.9	42.824	130.8	***39.196***	119.6	2:04.058		86.15	4.464	13:56:58.009
13 -	37.654	112.7	43.033	130.8	39.456	***120.2***	2:00.143	**(3)**	88.96	0.549	13:58:58.152
14 -	37.525	114.5	42.713	130.8	39.356	120.0	***1:59.594***	**(1)**	***89.36***		***14:00:57.746***
15 -	***37.399***	***114.7***	***42.688***	131.0	40.180	119.6	2:00.267		88.86	0.673	14:02:58.013
16 -	37.513	114.3	42.839	130.8	39.594	119.8	1:59.946	**(2)**	89.10	0.352	14:04:57.959
17 -	38.139	114.1	42.757	130.5	39.838	119.8	2:00.734		88.52	1.140	14:06:58.693

P11 47 AM Emma TOMLINSON DTO Motorsport

IDEAL LAP TIME : 2:00.124 BEST LAP TIME : 2:00.343 DIFFERENCE : 0.219

LAP	SECTOR 1		SECTOR 2		SECTOR 3		LAP TIME		MPH	DIFF	TIME OF DAY
1 -		112.2	44.702	130.8	40.566	119.1	2:09.391		82.60	9.048	13:27:59.950
2 -	38.662	113.7	43.624	***131.3***	40.628	118.5	2:02.914		86.95	2.571	13:30:02.864
3 -	47.985	47.7	1:14.213	54.5	1:19.384	52.0	3:21.582		53.02	1:21.239	13:33:24.446
4 -	1:21.227	38.8	1:28.711	59.0	1:19.821	74.7	4:09.759		42.79	2:09.416	13:37:34.205
5 -	1:12.788	42.8	1:20.571	64.6	1:16.903	118.3	3:50.262		46.41	1:49.919	13:41:24.467
6 -	39.722	112.7	44.143	130.3	40.537	119.4	2:04.402		85.91	4.059	13:43:28.869
7 -	38.152	113.7	43.666	130.0	40.463	119.4	2:02.281		87.40	1.938	13:45:31.150
8 -	38.009	113.9	43.511	129.8	39.976	119.1	2:01.496		87.97	1.153	13:47:32.646
9 -	37.881	113.7	43.684	130.0	IN PIT		3:22.882	**P**	52.68	1:22.539	13:50:55.528
10 -	OUTLAP	112.9	43.140	130.5	39.928	118.5	2:04.807		85.63	4.464	13:53:00.335
11 -	37.914	113.5	42.945	***131.3***	39.901	***119.8***	2:00.760		88.50	0.417	13:55:01.095
12 -	37.761	114.3	42.998	130.5	***39.584***	119.6	***2:00.343***	**(1)**	***88.81***		***13:57:01.438***
13 -	37.715	112.9	42.968	130.3	40.043	119.4	2:00.726		88.53	0.383	13:59:02.164
14 -	***37.644***	113.5	***42.896***	130.0	39.901	***119.8***	2:00.441	**(2)**	88.74	0.098	14:01:02.605
15 -	37.763	***114.5***	43.017	130.0	39.793	119.1	2:00.573	**(3)**	88.64	0.230	14:03:03.178
16 -	37.798	113.5	43.078	130.3	39.840	***119.8***	2:00.716		88.53	0.373	14:05:03.894
17 -	37.998	113.5	43.288	129.8	40.186	119.6	2:01.472		87.98	1.129	14:07:05.366

P12 3 AM James TOWNSEND SVG Motorsport

IDEAL LAP TIME : 2:00.674 BEST LAP TIME : 2:00.973 DIFFERENCE : 0.299

LAP	SECTOR 1		SECTOR 2		SECTOR 3		LAP TIME		MPH	DIFF	TIME OF DAY
1 -		98.2	46.308	120.9	IN PIT		3:38.027	**P**	49.02	1:37.054	13:29:28.586
2 -	OUTLAP	112.2	43.931	128.5	41.135	117.1	2:07.598		83.76	6.625	13:31:36.184
3 -	38.708	111.8	44.688	128.0	41.033	116.9	2:04.429		85.89	3.456	13:33:40.613
4 -	1:09.279	39.0	1:29.235	87.1	1:20.714	52.6	3:59.228		44.67	1:58.255	13:37:39.841
5 -	1:10.696	42.5	1:21.290	78.1	1:15.687	118.1	3:47.673		46.94	1:46.700	13:41:27.514
6 -	39.158	112.4	45.452	127.8	40.211	117.9	2:04.821		85.62	3.848	13:43:32.335
7 -	38.474	112.4	43.575	129.3	40.038	***118.5***	2:02.087		87.54	1.114	13:45:34.422
8 -	38.289	111.8	43.945	129.0	40.649	116.3	2:02.883		86.97	1.910	13:47:37.305
9 -	38.403	112.7	43.480	129.3	IN PIT		3:25.669	**P**	51.96	1:24.696	13:51:02.974
10 -	OUTLAP	112.5	***43.126***	129.3	40.043	***118.5***	2:05.095		85.43	4.122	13:53:08.069
11 -	38.019	***112.9***	43.181	129.3	39.910	118.3	2:01.110	**(2)**	88.25	0.137	13:55:09.179
12 -	37.894	***112.9***	43.358	128.5	39.911	***118.5***	2:01.163	**(3)**	88.21	0.190	13:57:10.342
13 -	38.041	112.4	43.257	129.3	***39.675***	***118.5***	***2:00.973***	**(1)**	***88.35***		***13:59:11.315***
14 -	38.215	112.5	43.391	128.5	40.005	118.3	2:01.611		87.88	0.638	14:01:12.926
15 -	***37.873***	112.7	43.450	***129.5***	39.877	118.3	2:01.200		88.18	0.227	14:03:14.126
16 -	38.152	112.4	43.242	129.0	40.063	117.9	2:01.457		87.99	0.484	14:05:15.583
17 -	38.443	112.4	43.608	128.3	40.625	117.9	2:02.676		87.12	1.703	14:07:18.259

Weather / Track : Cloudy / Dry

Snetterton 300: 2.9689 miles
Date: 13/07/2025 Start: 13:25 Finish: 14:06

2025 Protyre Motorsport Ginetta GT Championship

RACE 9 - ROUND 8 - SECTOR ANALYSIS

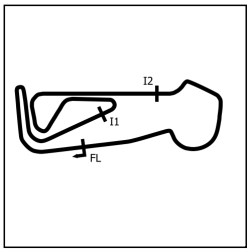

SECTOR 1 = FL to I1, SECTOR 2 = I1 to I2, SECTOR 3 = I2 to FL, DIFF = Difference To Personal Best Lap, P = Crossed Finish Line in Pit Lane, D = Time Disallowed

P13 11 AM Amy TOMLINSON — Raceway Motorsport

IDEAL LAP TIME : 2:00.403 BEST LAP TIME : 2:00.453 DIFFERENCE : 0.050

LAP	SECTOR 1		SECTOR 2		SECTOR 3		LAP TIME		MPH	DIFF	TIME OF DAY
1 -		106.1	45.020	128.3	41.916	116.3	2:14.939		79.20	14.486	13:28:05.498
2 -	38.950	110.7	45.617	127.3	41.466	118.1	2:06.033		84.80	5.580	13:30:11.531
3 -	42.078	55.6	1:12.950	57.9	1:19.407	48.1	3:14.435		54.96	1:13.982	13:33:25.966
4 -	1:22.392	38.6	1:29.118	74.4	1:20.708	62.8	4:12.218		42.37	2:11.765	13:37:38.184
5 -	1:11.384	39.5	1:21.171	78.8	1:16.116	118.5	3:48.671		46.73	1:48.218	13:41:26.855
6 -	39.395	112.0	46.572	128.5	42.146	118.5	2:08.113		83.42	7.660	13:43:34.968
7 -	38.738	112.5	45.146	126.8	42.125	118.5	2:06.009		84.81	5.556	13:45:40.977
8 -	38.216	112.7	44.152	130.0	IN PIT		3:24.654	P	52.22	1:24.201	13:49:05.631
9 -	OUTLAP	112.9	43.724	129.0	40.345	118.3	2:06.110		84.75	5.657	13:51:11.741
10 -	38.113	112.9	43.446	***130.5***	40.395	118.9	2:01.954		87.64	1.501	13:53:13.695
11 -	37.865	113.5	43.956	***130.5***	39.859	119.4	2:01.680		87.83	1.227	13:55:15.375
12 -	37.737	113.1	43.195	129.0	39.809	119.4	2:00.741	(3)	88.52	0.288	13:57:16.116
13 -	37.650	113.5	43.335	129.0	40.056	118.5	2:01.041		88.30	0.588	13:59:17.157
14 -	37.649	113.3	43.054	***130.5***	***39.750***	***119.6***	***2:00.453***	(1)	***88.73***		***14:01:17.610***
15 -	37.905	113.5	***43.034***	129.3	40.188	118.3	2:01.127		88.23	0.674	14:03:18.737
16 -	***37.619***	113.5	43.167	129.0	39.821	118.9	2:00.607	(2)	88.61	0.154	14:05:19.344
17 -	37.646	***113.7***	43.801	128.3	40.381	118.9	2:01.828		87.73	1.375	14:07:21.172

P14 75 AM James ROLLING — Fox Motorsport

IDEAL LAP TIME : 2:01.135 BEST LAP TIME : 2:01.135 DIFFERENCE : 0.000

LAP	SECTOR 1		SECTOR 2		SECTOR 3		LAP TIME		MPH	DIFF	TIME OF DAY
1 -		112.4	44.631	130.5	41.292	118.9	2:11.448		81.30	10.313	13:28:02.007
2 -	38.899	112.7	44.267	129.8	40.804	118.7	2:03.970		86.21	2.835	13:30:05.977
3 -	45.924	43.6	1:13.796	56.0	1:19.446	51.5	3:19.166		53.66	1:18.031	13:33:25.143
4 -	1:21.880	39.3	1:29.210	68.6	1:19.270	67.2	4:10.360		42.69	2:09.225	13:37:35.503
5 -	1:12.274	40.9	1:20.422	64.1	1:16.798	119.6	3:49.494		46.57	1:48.359	13:41:24.997
6 -	39.700	113.3	43.876	130.8	41.169	120.0	2:04.745		85.67	3.610	13:43:29.742
7 -	38.580	113.1	43.918	130.3	41.307	119.6	2:03.805		86.32	2.670	13:45:33.547
8 -	38.472	113.1	43.914	130.3	IN PIT		3:27.413	P	51.53	1:26.278	13:49:00.960
9 -	OUTLAP	112.9	43.809	130.5	41.208	118.1	2:08.663		83.07	7.528	13:51:09.623
10 -	38.402	112.9	43.629	***131.5***	40.706	119.8	2:02.737		87.08	1.602	13:53:12.360
11 -	38.077	113.7	43.223	129.0	41.227	119.1	2:02.527		87.23	1.392	13:55:14.887
12 -	41.154	113.7	43.602	130.0	40.288	***120.4***	2:05.044		85.47	3.909	13:57:19.931
13 -	38.320	114.1	43.245	131.0	41.008	119.6	2:02.573		87.19	1.438	13:59:22.504
14 -	38.175	114.1	43.210	131.0	40.227	120.0	2:01.612	(2)	87.88	0.477	14:01:24.116
15 -	***37.877***	***114.9***	***43.187***	131.0	***40.071***	119.6	***2:01.135***	(1)	***88.23***		***14:03:25.251***
16 -	38.402	113.5	43.325	***131.5***	40.438	120.0	2:02.165	(3)	87.48	1.030	14:05:27.416
17 -	38.227	102.2	44.208	130.8	40.542	119.4	2:02.977		86.91	1.842	14:07:30.393

P15 4 AM Oliver FORDHAM — Fox Motorsport

IDEAL LAP TIME : 2:01.284 BEST LAP TIME : 2:01.484 DIFFERENCE : 0.200

LAP	SECTOR 1		SECTOR 2		SECTOR 3		LAP TIME		MPH	DIFF	TIME OF DAY
1 -		93.4	44.725	128.3	40.872	117.5	2:20.281		76.19	18.797	13:28:10.840
2 -	38.796	111.1	45.072	128.8	41.164	113.3	2:05.032		85.48	3.548	13:30:15.872
3 -	40.113	90.0	1:11.030	57.4	1:19.474	48.8	3:10.617		56.07	1:09.133	13:33:26.489
4 -	1:22.399	38.5	1:29.220	82.9	1:20.652	59.5	4:12.271		42.36	2:10.787	13:37:38.760
5 -	1:11.246	38.7	1:20.961	77.6	1:16.295	117.7	3:48.502		46.77	1:47.018	13:41:27.262
6 -	39.913	112.9	45.773	129.8	42.396	118.1	2:08.082		83.44	6.598	13:43:35.344
7 -	38.630	111.6	44.871	129.5	42.330	***119.6***	2:05.831		84.93	4.347	13:45:41.175
8 -	38.713	112.4	43.618	***130.8***	40.629	118.3	2:02.960		86.92	1.476	13:47:44.135
9 -	38.361	112.9	43.772	129.8	40.381	118.1	2:02.514		87.23	1.030	13:49:46.649
10 -	38.512	***113.3***	43.570	130.0	IN PIT		4:14.103	P	42.06	2:12.619	13:54:00.752
11 -	OUTLAP	***113.3***	43.384	130.5	40.752	116.9	2:06.336		84.60	4.852	13:56:07.088
12 -	38.346	112.0	***43.065***	130.5	40.073	119.1	***2:01.484***	(1)	***87.97***		***13:58:08.572***
13 -	***38.181***	112.2	43.484	129.8	40.526	118.7	2:02.191	(2)	87.47	0.707	14:00:10.763
14 -	38.635	112.0	43.593	129.8	***40.038***	119.1	2:02.266	(3)	87.41	0.782	14:02:13.029
15 -	38.458	112.2	43.922	129.8	40.439	118.5	2:02.819		87.02	1.335	14:04:15.848
16 -	38.818	111.8	43.920	129.5	40.954	118.3	2:03.692		86.40	2.208	14:06:19.540
17 -	39.265	98.3	44.869	129.5	40.653	118.9	2:04.787		85.65	3.303	14:08:24.327

Weather / Track : Cloudy / Dry

Snetterton 300: 2.9689 miles
Date: 13/07/2025 Start: 13:25 Finish: 14:06

2025 Protyre Motorsport Ginetta GT Championship

RACE 9 - ROUND 8 - SECTOR ANALYSIS

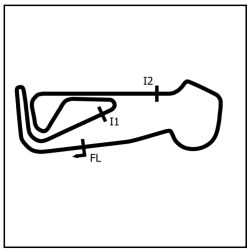

SECTOR 1 = FL to I1, SECTOR 2 = I1 to I2, SECTOR 3 = I2 to FL, DIFF = Difference To Personal Best Lap, P = Crossed Finish Line in Pit Lane, D = Time Disallowed

P16 27 PRO/AM Alex DUNCAN — Xentek Motorsport

IDEAL LAP TIME : 1:58.265 BEST LAP TIME : 1:58.703 DIFFERENCE : 0.438

LAP	SECTOR 1		SECTOR 2		SECTOR 3		LAP TIME		MPH	DIFF	TIME OF DAY
1 -		114.9	43.633	131.3	39.923	121.5	2:06.505		84.48	7.802	13:27:57.064
2 -	38.129	114.1	43.347	131.8	39.646	120.9	2:01.122		88.24	2.419	13:29:58.186
3 -	48.101	46.3	1:14.923	61.0	1:19.798	47.8	3:22.822		52.69	1:24.119	13:33:21.008
4 -	1:19.650	36.0	1:28.066	45.4	1:18.098	55.9	4:05.814		43.48	2:07.111	13:37:26.822
5 -	1:15.353	44.1	1:21.737	43.4	1:18.144	117.9	3:55.234		45.43	1:56.531	13:41:22.056
6 -	38.544	113.5	43.419	130.3	39.995	120.9	2:01.958		87.63	3.255	13:43:24.014
7 -	38.034	113.5	42.616	131.3	39.217	121.1	1:59.867		89.16	1.164	13:45:23.881
8 -	37.658	114.7	42.694	***132.1***	39.053	121.3	1:59.405		89.51	0.702	13:47:23.286
9 -	37.537	114.3	42.664	***132.1***	39.298	120.6	1:59.499		89.44	0.796	13:49:22.785
10 -	37.420	114.9	42.426	***132.1***	IN PIT		3:23.085	**P**	52.62	1:24.382	13:52:45.870
11 -	OUTLAP	114.3	42.389	***132.1***	***38.818***	121.3	2:02.312		87.38	3.609	13:54:48.182
12 -	***37.138***	***115.9***	42.577	131.5	38.988	***122.0***	***1:58.703***	**(1)**	***90.04***		***13:56:46.885***
13 -	37.304	115.1	42.922	130.8	38.964	121.5	1:59.190	**(3)**	89.67	0.487	13:58:46.075
14 -	37.332	115.1	***42.309***	***132.1***	39.292	121.5	1:58.933	**(2)**	89.86	0.230	14:00:45.008
15 -	37.597	115.3	42.725	131.8	39.799	120.0	2:00.121		88.97	1.418	14:02:45.129
16 -	37.712	114.3	42.748	131.5	39.680	121.1	2:00.140		88.96	1.437	14:04:45.269

P17 78 AM Colin WHITE — CWS Engineering

IDEAL LAP TIME : 2:00.930 BEST LAP TIME : 2:01.006 DIFFERENCE : 0.076

LAP	SECTOR 1		SECTOR 2		SECTOR 3		LAP TIME		MPH	DIFF	TIME OF DAY
1 -	OUTLAP	109.8	44.781	129.8	40.579	***119.8***	2:09.637		82.44	8.631	13:28:00.196
2 -	38.005	113.1	43.665	130.8	40.063	118.5	2:01.733	**(3)**	87.79	0.727	13:30:01.929
3 -	48.111	49.8	1:14.591	55.5	1:18.869	49.8	3:21.571		53.02	1:20.565	13:33:23.500
4 -	1:21.232	38.5	1:29.365	60.9	1:19.362	70.4	4:09.959		42.75	2:08.953	13:37:33.459
5 -	1:12.854	45.7	1:20.973	63.2	1:16.789	117.1	3:50.616		46.34	1:49.610	13:41:24.075
6 -	39.692	113.3	44.127	130.0	40.404	119.6	2:04.223		86.03	3.217	13:43:28.298
7 -	38.232	113.1	43.358	131.0	40.066	119.1	2:01.656	**(2)**	87.85	0.650	13:45:29.954
8 -	37.963	***114.1***	***43.105***	***131.3***	***39.938***	119.4	***2:01.006***	**(1)**	***88.32***		***13:47:30.960***
9 -	***37.887***	112.7	43.369	130.3	IN PIT		3:28.057	**P**	51.37	1:27.051	13:50:59.017

P18 37 PRO Hadley SIMPSON — Xentek Motorsport

IDEAL LAP TIME : 2:00.419 BEST LAP TIME : DIFFERENCE :

LAP	SECTOR 1		SECTOR 2		SECTOR 3		LAP TIME	MPH	DIFF	TIME OF DAY
1 -		112.4	***43.451***	***130.8***	***39.468***	***119.4***	2:03.799	86.33		13:27:54.358

2025 Protyre Motorsport Ginetta GT Championship

RACE 9 - ROUND 8 - BEST SECTORS

	SECTOR 1		SECTOR 2		SECTOR 3	
POS	NO	TIME	NO	TIME	NO	TIME
1	39	36.763	39	41.816	26	38.374
2	43	36.839	63	41.818	57	38.425
3	63	36.889	43	41.829	39	38.444
4	57	36.933	23	41.888	43	38.457
5	12	36.945	57	41.917	23	38.526
6	23	36.969	12	41.920	12	38.592
7	26	37.001	26	41.950	63	38.702
8	1	37.061	1	42.162	1	38.761
9	27	37.138	27	42.309	27	38.818
10	21	37.149	21	42.402	8	39.196
11	8	37.399	8	42.688	21	39.261
12	37	37.500	47	42.896	37	39.468
13	11	37.619	11	43.034	47	39.584
14	47	37.644	4	43.065	3	39.675
15	3	37.873	78	43.105	11	39.750
16	75	37.877	3	43.126	78	39.938
17	78	37.887	75	43.187	4	40.038
18	4	38.181	37	43.451	75	40.071

IDEAL / BEST COMPARISON

PERFECT LAP 1:56.953

POS	NO	NAME	IDEAL	BEST	DIFF
1	39	PRATT THOMPSON	1:57.023	1:57.141	0.118
2	43	CLARK	1:57.125	1:57.236	0.111
3	57	WHITE	1:57.275	1:57.343	0.068
4	26	CRONIN	1:57.325	1:57.424	0.099
5	23	GAMBLE	1:57.383	1:57.678	0.295
6	63	JUFFALI	1:57.409	1:58.093	0.684
7	12	COLLINS	1:57.457	1:57.457	0.000
8	1	DOUGLASS	1:57.984	1:58.092	0.108
9	27	DUNCAN	1:58.265	1:58.703	0.438
10	21	SHAW	1:58.812	1:59.046	0.234
11	8	PAUL	1:59.283	1:59.594	0.311
12	47	TOMLINSON	2:00.124	2:00.343	0.219
13	11	TOMLINSON	2:00.403	2:00.453	0.050
14	37	SIMPSON			
15	3	TOWNSEND	2:00.674	2:00.973	0.299
16	78	WHITE	2:00.930	2:01.006	0.076
17	75	ROLLING	2:01.135	2:01.135	0.000
18	4	FORDHAM	2:01.284	2:01.484	0.200

Weather / Track : Cloudy / Dry

Snetterton 300: 2.9689 miles
Date: 13/07/2025 Start: 13:25 Finish: 14:06

Results can be found at www.tsl-timing.com

Printed - 14:09 Sunday, 13 July 2025

2025 Protyre Motorsport Ginetta GT Championship

RACE 9 - ROUND 8 - BEST SPEEDS

	INTERMEDIATE 1			INTERMEDIATE 2			FINISH LINE		
POS	NO	NAME	MPH	NO	NAME	MPH	NO	NAME	MPH
1	**43**	CLARK	**117.1**	**39**	PRATT THOMPSON	**135.0**	**23**	GAMBLE	**123.3**
2	**57**	WHITE	**116.7**	**57**	WHITE	**133.9**	**1**	DOUGLASS	**123.3**
3	**63**	JUFFALI	**116.7**	**23**	GAMBLE	**133.9**	**12**	COLLINS	**123.1**
4	**23**	GAMBLE	**116.5**	**43**	CLARK	**133.9**	**63**	JUFFALI	**123.1**
5	**12**	COLLINS	**116.3**	**21**	SHAW	**133.9**	**39**	PRATT THOMPSON	**122.4**
6	**39**	PRATT THOMPSON	**116.3**	**12**	COLLINS	**133.4**	**26**	CRONIN	**122.2**
7	**21**	SHAW	**116.3**	**63**	JUFFALI	**133.4**	**57**	WHITE	**122.2**
8	**26**	CRONIN	**116.1**	**26**	CRONIN	**133.1**	**27**	DUNCAN	**122.0**
9	**1**	DOUGLASS	**116.1**	**8**	PAUL	**133.1**	**21**	SHAW	**121.5**
10	**27**	DUNCAN	**115.9**	**1**	DOUGLASS	**132.8**	**75**	ROLLING	**120.4**
11	**75**	ROLLING	**114.9**	**27**	DUNCAN	**132.1**	**8**	PAUL	**120.2**
12	**8**	PAUL	**114.7**	**75**	ROLLING	**131.5**	**47**	TOMLINSON	**119.8**
13	**47**	TOMLINSON	**114.5**	**47**	TOMLINSON	**131.3**	**78**	WHITE	**119.8**
14	**78**	WHITE	**114.1**	**78**	WHITE	**131.3**	**11**	TOMLINSON	**119.6**
15	**37**	SIMPSON	**113.9**	**4**	FORDHAM	**130.8**	**4**	FORDHAM	**119.6**
16	**11**	TOMLINSON	**113.7**	**37**	SIMPSON	**130.8**	**37**	SIMPSON	**119.4**
17	**4**	FORDHAM	**113.3**	**11**	TOMLINSON	**130.5**	**3**	TOWNSEND	**118.5**
18	**3**	TOWNSEND	**112.9**	**3**	TOWNSEND	**129.5**	**43**	CLARK	**52.1**

Weather / Track : Cloudy / Dry

Snetterton 300: 2.9689 miles
Date: 13/07/2025 Start: 13:25 Finish: 14:06

Results can be found at www.tsl-timing.com

Printed - 14:10 Sunday, 13 July 2025

2025 Protyre Motorsport Ginetta GT Championship

RACE 9 - ROUND 8 - PIT STOP ANALYSIS

Start Time: 13:25:50.558	Pit Window Open: 13:45:50.558	Pit Window Closed: 13:55:50.558

P1 26 Robert CRONIN

STOP	IN TIME	STOP TIME	TOTAL TIME	OUT TIME
1 -	13:51:11.867	1:23.689	1:23.689	13:52:35.556

P2 57 Nick WHITE

STOP	IN TIME	STOP TIME	TOTAL TIME	OUT TIME
1 -	13:49:16.318	1:22.341	1:22.341	13:50:38.659

P3 23 Harry GAMBLE

STOP	IN TIME	STOP TIME	TOTAL TIME	OUT TIME
1 -	13:49:17.549	1:23.097	1:23.097	13:50:40.646

P4 12 Jack COLLINS

STOP	IN TIME	STOP TIME	TOTAL TIME	OUT TIME
1 -	13:47:18.979	1:23.932	1:23.932	13:48:42.911

P5 39 Cameron PRATT THOMPSON

STOP	IN TIME	STOP TIME	TOTAL TIME	OUT TIME
1 -	13:55:10.345	1:24.679	1:24.679	13:56:35.024

P6 1 Mckenzie DOUGLASS

STOP	IN TIME	STOP TIME	TOTAL TIME	OUT TIME
1 -	13:47:18.264	1:25.486	1:25.486	13:48:43.750

P7 63 Ali JUFFALI

STOP	IN TIME	STOP TIME	TOTAL TIME	OUT TIME
1 -	13:51:20.519	1:23.136	1:23.136	13:52:43.655

P8 43 Archie CLARK

STOP	IN TIME	STOP TIME	TOTAL TIME	OUT TIME
1 -	13:47:16.275	1:30.580	1:30.580	13:48:46.855

P9 21 Luke SHAW

STOP	IN TIME	STOP TIME	TOTAL TIME	OUT TIME
1 -	13:49:22.300	1:25.712	1:25.712	13:50:48.012

P10 8 Dominic PAUL

STOP	IN TIME	STOP TIME	TOTAL TIME	OUT TIME
1 -	13:53:30.766	1:23.185	1:23.185	13:54:53.951

P11 47 Emma TOMLINSON

STOP	IN TIME	STOP TIME	TOTAL TIME	OUT TIME
1 -	13:49:32.881	1:22.647	1:22.647	13:50:55.528

P12 3 James TOWNSEND

STOP	IN TIME	STOP TIME	TOTAL TIME	OUT TIME
1 -	13:28:34.317	54.269	54.269	13:29:28.586
2 -	13:49:37.558	1:25.416	2:19.685	13:51:02.974

P13 11 Amy TOMLINSON

STOP	IN TIME	STOP TIME	TOTAL TIME	OUT TIME
1 -	13:47:41.976	1:23.655	1:23.655	13:49:05.631

P14 75 James ROLLING

STOP	IN TIME	STOP TIME	TOTAL TIME	OUT TIME
1 -	13:47:36.887	1:24.073	1:24.073	13:49:00.960

P15 4 Oliver FORDHAM

STOP	IN TIME	STOP TIME	TOTAL TIME	OUT TIME
1 -	13:51:48.772	2:11.980	2:11.980	13:54:00.752

P16 27 Alex DUNCAN

STOP	IN TIME	STOP TIME	TOTAL TIME	OUT TIME
1 -	13:51:19.595	1:26.275	1:26.275	13:52:45.870

P17 78 Colin WHITE

STOP	IN TIME	STOP TIME	TOTAL TIME	OUT TIME
1 -	13:49:31.234	1:27.783	1:27.783	13:50:59.017
2 -	13:53:42.744			

Weather / Track : Cloudy / Dry

Snetterton 300: 2.9689 miles
Date: 13/07/2025 Start: 13:25 Finish: 14:06

Results can be found at www.tsl-timing.com

Printed - 14:10 Sunday, 13 July 2025

2025 Protyre Motorsport Ginetta GT Championship

RACE 9 - ROUND 8 - STATISTICS

Competitors Started	18
Planned Start	2025-07-13 @ 13:25:00.000
Actual Start	2025-07-13 @ 13:25:50.558
Finish Time	2025-07-13 @ 14:06:23.716
Track Length	2.9689mi.
Total Laps	281
Total Distance Covered	834.2641mi.

Session Fastest Lap History

NO	CL	NAME	LAP TIME	TIME OF DAY	LAP	VEHICLE
43	PRO	**Archie CLARK**	**1:59.235**	13:29:51.599	2	MDD Racing
57	PRO-AM	**Nick WHITE**	**1:58.977**	13:45:20.632	7	Raceway Motorsport
23	PRO-AM	**Harry GAMBLE**	**1:58.780**	13:45:21.392	7	Elite Motorsport
26	PRO	**Robert CRONIN**	**1:57.844**	13:49:16.695	9	Elite Motorsport
39	PRO	**Cameron PRATT THOMPSON**	**1:57.600**	13:51:17.598	10	SVG Motorsport
39	PRO	**Cameron PRATT THOMPSON**	**1:57.141**	13:53:14.740	11	SVG Motorsport

Session Leader History

NO	CL	NAME	FROM LAP	LAPS LED	DISTANCE	VEHICLE
43	PRO	**Archie CLARK**	1	7	20.78 miles	MDD Racing
26	PRO	**Robert CRONIN**	8	2	5.93 miles	Elite Motorsport
39	PRO	**Cameron PRATT THOMPSON**	10	2	5.93 miles	SVG Motorsport
26	PRO	**Robert CRONIN**	12	6	17.81 miles	Elite Motorsport

Flag History

TYPE	TIME OF DAY
GREEN	13:25:50.558
SAFETY	13:30:13.109
GREEN	13:41:18.799
FINISH	14:06:23.716

Flag Statistics

TYPE	COUNT	TOTAL LAPS	TOTAL TIME
Green	2	15	32:04.908
Red	0	0	0.000
Safety Car	1	2	11:05.690
FCY	0	0	0.000

Weather / Track : Cloudy / Dry

Snetterton 300: 2.9689 miles
Date: 13/07/2025 Start: 13:25 Finish: 14:06

2025 Protyre Motorsport Ginetta GT Championship

RACE 9 - ROUND 8 - STATISTICS

CLASS : PRO

6 Starters

Fastest Lap History

NO	NAME	LAP TIME	TIME OF DAY	LAP	VEHICLE
43	**Archie CLARK**	**1:59.235**	13:29:51.599	2	MDD Racing
12	**Jack COLLINS**	**1:59.229**	13:45:21.033	7	E3 Sport
39	**Cameron PRATT THOMPSON**	**1:59.215**	13:47:21.510	8	SVG Motorsport
26	**Robert CRONIN**	**1:57.844**	13:49:16.695	9	Elite Motorsport
39	**Cameron PRATT THOMPSON**	**1:57.600**	13:51:17.598	10	SVG Motorsport
39	**Cameron PRATT THOMPSON**	**1:57.141**	13:53:14.740	11	SVG Motorsport

Leader History

NO	NAME	FROM LAP	LAPS LED	DISTANCE	VEHICLE
43	**Archie CLARK**	1	7	20.78 miles	MDD Racing
26	**Robert CRONIN**	8	2	5.93 miles	Elite Motorsport
39	**Cameron PRATT THOMPSON**	10	2	5.93 miles	SVG Motorsport
26	**Robert CRONIN**	12	6	17.81 miles	Elite Motorsport

2025 Protyre Motorsport Ginetta GT Championship

RACE 9 - ROUND 8 - STATISTICS

CLASS : PRO-AM

3 Starters

Fastest Lap History

NO	NAME	LAP TIME	TIME OF DAY	LAP	VEHICLE
57	**Nick WHITE**	**2:00.126**	13:29:56.375	2	Raceway Motorsport
23	**Harry GAMBLE**	**2:00.012**	13:29:56.638	2	Elite Motorsport
57	**Nick WHITE**	**1:58.977**	13:45:20.632	7	Raceway Motorsport
23	**Harry GAMBLE**	**1:58.780**	13:45:21.392	7	Elite Motorsport
57	**Nick WHITE**	**1:57.597**	13:54:38.126	11	Raceway Motorsport
57	**Nick WHITE**	**1:57.343**	13:56:35.468	12	Raceway Motorsport

Leader History

NO	NAME	FROM LAP	LAPS LED	DISTANCE	VEHICLE
57	**Nick WHITE**	1	8	23.75 miles	Raceway Motorsport
27	**Alex DUNCAN**	9	1	2.96 miles	Xentek Motorsport
57	**Nick WHITE**	10	8	23.75 miles	Raceway Motorsport

Weather / Track : Cloudy / Dry

Snetterton 300: 2.9689 miles
Date: 13/07/2025 Start: 13:25 Finish: 14:06

2025 Protyre Motorsport Ginetta GT Championship

RACE 9 - ROUND 8 - STATISTICS

CLASS : AM

9 Starters

Fastest Lap History

NO	NAME	LAP TIME	TIME OF DAY	LAP	VEHICLE
63	**Ali JUFFALI**	**2:01.763**	13:29:59.428	2	Elite Motorsport
21	**Luke SHAW**	**2:01.260**	13:30:00.274	2	Raceway Motorsport
63	**Ali JUFFALI**	**2:00.534**	13:45:24.934	7	Elite Motorsport
21	**Luke SHAW**	**2:00.533**	13:45:25.436	7	Raceway Motorsport
63	**Ali JUFFALI**	**1:59.218**	13:47:24.152	8	Elite Motorsport
63	**Ali JUFFALI**	**1:59.090**	13:49:23.242	9	Elite Motorsport
63	**Ali JUFFALI**	**1:58.257**	13:56:43.311	12	Elite Motorsport
63	**Ali JUFFALI**	**1:58.093**	14:02:38.259	15	Elite Motorsport

Leader History

NO	NAME	FROM LAP	LAPS LED	DISTANCE	VEHICLE
63	**Ali JUFFALI**	1	9	26.72 miles	Elite Motorsport
8	**Dominic PAUL**	10	1	2.96 miles	Triple M Motorsport
63	**Ali JUFFALI**	11	7	20.78 miles	Elite Motorsport

Weather / Track : Cloudy / Dry

Snetterton 300: 2.9689 miles
Date: 13/07/2025 Start: 13:25 Finish: 14:06

2025 Protyre Motorsport Ginetta GT Championship

RACE 9 - ROUND 8 - WEATHER CONDITIONS

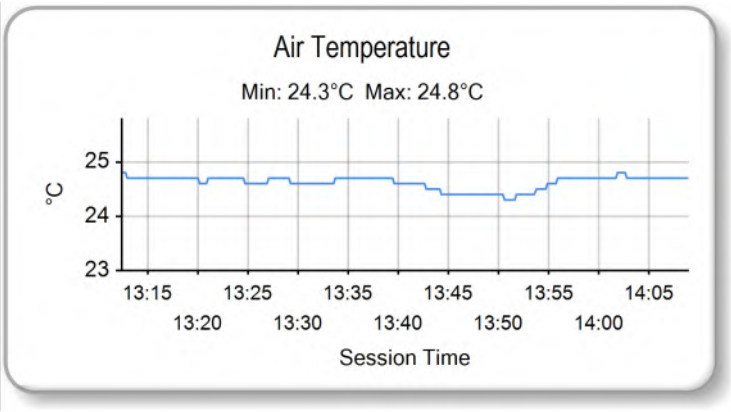

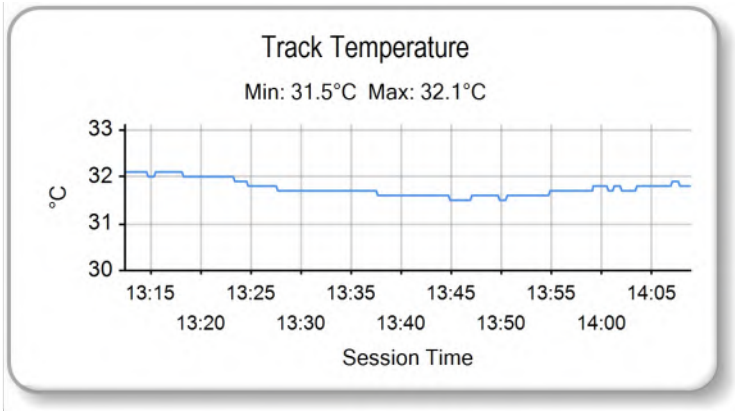

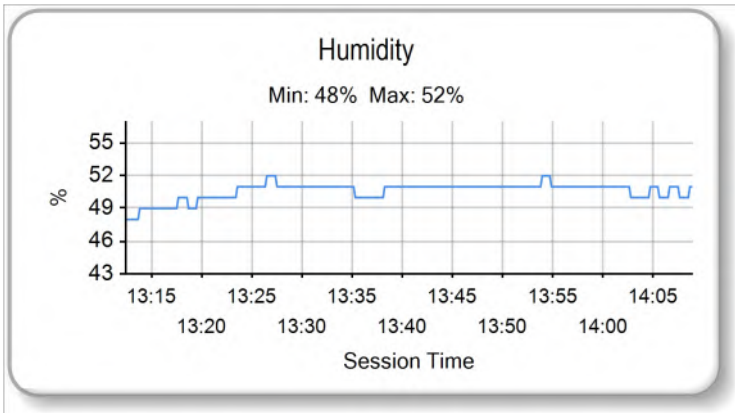

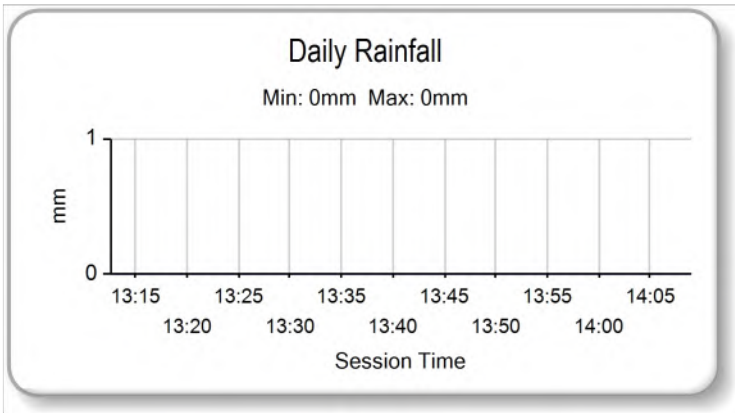

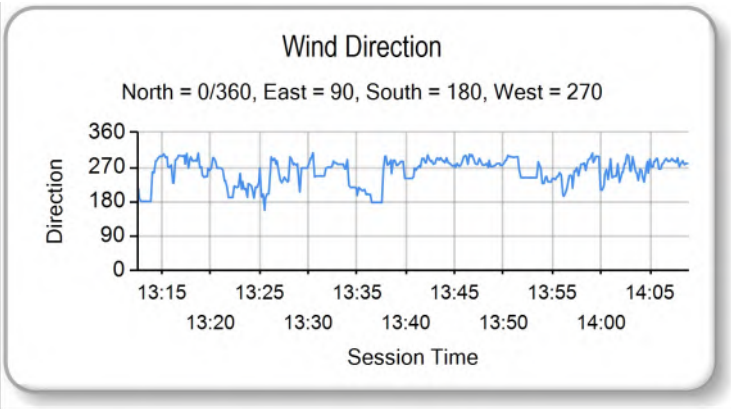

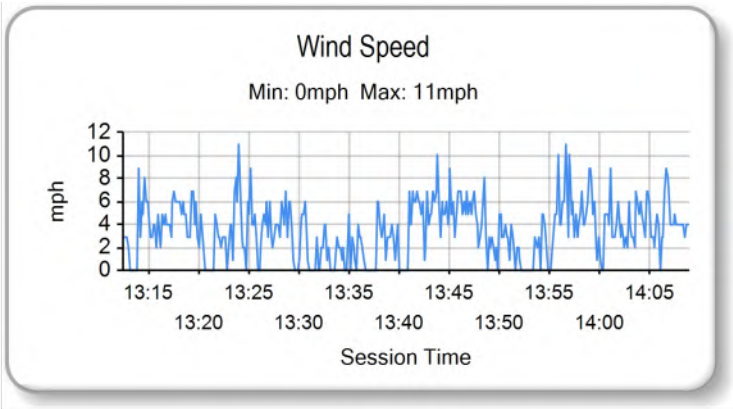

Weather / Track : Cloudy / Dry

Snetterton 300: 2.9689 miles
Date: 13/07/2025 Start: 13:25 Finish: 14:06

Results can be found at www.tsl-timing.com

Printed - 14:10 Sunday, 13 July 2025