

Nankang Tyre CityCar Cup Championship

QUALIFYING - RACE 2 - CLASSIFICATION

POS	NO	CL	PIC NAME	ENTRY	TIME	ON	LAPS	GAP	DIFF	MPH
1	3		1 Elliot LETTIS	Peugeot 107	1:03.336	10	14			68.65
2	57	SMC	1 Jack WHEELER	Citroen C1	1:03.353	14	14	0.017	0.017	68.64
3	18		2 Stuart BLISS	Toyota Aygo	1:03.442	10	14	0.106	0.089	68.54
4	65*	SMC	2 Richard JEPP	Peugeot 107	1:03.851	8	13	0.515	0.409	68.10
5	91	SMC	3 Liam BROWNING	Citroen C1	1:03.859	10	14	0.523	0.008	68.09
6	27*	NOV	1 Joshua JACKSON	Citroen C1	1:03.904	12	12	0.568	0.045	68.04
7	21		3 Christopher MACKENZIE	Citroen C1	1:03.935	14	14	0.599	0.031	68.01
8	310		4 John NICHOLSON	Peugeot 107	1:04.009	13	13	0.673	0.074	67.93
9	72	SMC (N)	1 Haydn PAYNE	Toyota Aygo	1:04.041	8	14	0.705	0.032	67.90
10	23*	NOV	2 Joe MOSS	Citroen C1	1:04.078	14	14	0.742	0.037	67.86
11	221		5 Charles MACKENZIE	Citroen C1	1:04.135	8	13	0.799	0.057	67.80
12	11	SMC	4 Andrew DYER	Citroen C1	1:04.404	6	13	1.068	0.269	67.52
13	210	NOV	3 Luis TORRES	Citroen C1	1:04.421	12	14	1.085	0.017	67.50
14	88		6 Richard SNUGGS	Citroen C1	1:04.430	12	14	1.094	0.009	67.49
15	63		7 Duncan STONE	Citroen C1	1:04.489	10	13	1.153	0.059	67.43
16	30		8 Adam REYNOLDS	Peugeot 107	1:04.490	11	14	1.154	0.001	67.43
17	174	SMC	5 Emilia VINCENT	Toyota Aygo	1:04.503	10	14	1.167	0.013	67.41
18	41	NOV	4 Alex FODEN	Citroen C1	1:04.559	9	13	1.223	0.056	67.35
19	12	SMC (N)	2 Arthur SIMONDET	Citroen C1	1:04.563	12	14	1.227	0.004	67.35
20	14		9 Dominic FLETCHER	Citroen C1	1:04.601	9	14	1.265	0.038	67.31
21	53		10 John BOOTH	Citroen C1	1:04.610	11	12	1.274	0.009	67.30
22	36	NOV	5 Prem GHINDE	Citroen C1	1:04.625	10	14	1.289	0.015	67.28
23	99		11 Benjamin BASTOW	Citroen C1	1:04.708	10	13	1.372	0.083	67.20
24	111		12 Richard BLISS	Toyota Aygo	1:04.716	12	13	1.380	0.008	67.19
25	46		13 Craig FLYNN	Citroen C1	1:04.906	13	14	1.570	0.190	66.99
26	115		14 Bradley PORTER	Citroen C1	1:05.088	12	12	1.752	0.182	66.81
27	64		15 Bob BANNISTER	Toyota Aygo	1:05.320	12	13	1.984	0.232	66.57
28	43	NOV	6 Will HOPKINS	Citroen C1	1:05.551	13	13	2.215	0.231	66.33
29	133*		16 William PAYNE	Citroen C1	1:05.597	2	12	2.261	0.046	66.29
30	5	NOV	7 David WILLIAMS	Citroen C1	1:05.724	11	13	2.388	0.127	66.16
31	97	NOV	8 Alistair MEIRING	Citroen C1	1:05.961	11	13	2.625	0.237	65.92
32	73		17 Andrew PAYNE	Peugeot 107	1:06.006	12	13	2.670	0.045	65.88
33	42*		18 Jason DEANE	Citroen C1	1:06.030	9	11	2.694	0.024	65.85
34	17	NOV	9 Harvey BLAKE-JONES	Citroen C1	1:06.329	10	13	2.993	0.299	65.56
35	101	NOV	10 Peter BOWER	Peugeot 107	1:06.741	6	13	3.405	0.412	65.15
36	22		19 Joe MILLER	Citroen C1	1:07.079	8	12	3.743	0.338	64.82

Cars 27, 42, 65 and 133 - Please fit a working transponder
No. 23, 42 - 1 Lap time disallowed; exceeding track limits.

Weather / Track : Bright / Dry

These results are provisional until the conclusion of any judicial and technical matters.

Brands Hatch Indy: 1.2079 miles
Date: 19/08/2023 Start: 10:21 Finish: 10:36

Clerk Of Course : Rob Briggs	Stewards :	Timekeeper : Lisa Sneader
------------------------------	------------	---------------------------

Results can be found at www.tsl-timing.com

Printed - 10:40 Saturday, 19 August 2023

Nankang Tyre CityCar Cup Championship

QUALIFYING - RACE 2 - LAP ANALYSIS

DIFF = Difference To Personal Best Lap

P1 3 Elliot LETTIS				
LAP	LAP TIME	DIFF	MPH	TIME OF DAY
1 -	1:11.337	8.001	60.95	10:22:29.555
2 -	1:05.561	2.225	66.32	10:23:35.116
3 -	1:03.757	0.421	68.20	10:24:38.873
4 -	1:03.667	0.331	68.30	10:25:42.540
5 -	1:04.245	0.909	67.68	10:26:46.785
6 -	1:05.133	1.797	66.76	10:27:51.918
7 -	1:03.649	0.313	68.32	10:28:55.567
8 -	1:03.511	0.175	68.47	10:29:59.078
9 -	1:04.125	0.789	67.81	10:31:03.203
10 -	1:03.336 (1)		68.65	10:32:06.539
11 -	1:03.466 (3)	0.130	68.51	10:33:10.005
12 -	1:03.367 (2)	0.031	68.62	10:34:13.372
13 -	1:04.624	1.288	67.29	10:35:17.996
14 -	1:03.546	0.210	68.43	10:36:21.542

P2 57 Jack WHEELER				
LAP	LAP TIME	DIFF	MPH	TIME OF DAY
1 -	1:10.827	7.474	61.39	10:22:40.035
2 -	1:05.574	2.221	66.31	10:23:45.609
3 -	1:05.275	1.922	66.61	10:24:50.884
4 -	1:04.728	1.375	67.18	10:25:55.612
5 -	1:04.502	1.149	67.41	10:27:00.114
6 -	1:03.980 (3)	0.627	67.96	10:28:04.094
7 -	1:04.705	1.352	67.20	10:29:08.799
8 -	1:04.512	1.159	67.40	10:30:13.311
9 -	1:04.231	0.878	67.70	10:31:17.542
10 -	1:05.815	2.462	66.07	10:32:23.357
11 -	1:04.547	1.194	67.37	10:33:27.904
12 -	1:04.318	0.965	67.61	10:34:32.222
13 -	1:03.974 (2)	0.621	67.97	10:35:36.196
14 -	1:03.353 (1)		68.64	10:36:39.549

P3 18 Stuart BLISS				
LAP	LAP TIME	DIFF	MPH	TIME OF DAY
1 -	1:11.397	7.955	60.90	10:22:30.277
2 -	1:06.278	2.836	65.61	10:23:36.555
3 -	1:04.364	0.922	67.56	10:24:40.919
4 -	1:04.407	0.965	67.51	10:25:45.326
5 -	1:04.202	0.760	67.73	10:26:49.528
6 -	1:04.256	0.814	67.67	10:27:53.784
7 -	1:03.933	0.491	68.01	10:28:57.717
8 -	1:04.169	0.727	67.76	10:30:01.886
9 -	1:03.653 (2)	0.211	68.31	10:31:05.539
10 -	1:03.442 (1)		68.54	10:32:08.981
11 -	1:04.532	1.090	67.38	10:33:13.513
12 -	1:03.854 (3)	0.412	68.10	10:34:17.367
13 -	1:04.433	0.991	67.49	10:35:21.800
14 -	1:04.200	0.758	67.73	10:36:26.000

P4 65 Richard JEPPE				
LAP	LAP TIME	DIFF	MPH	TIME OF DAY
1 -	1:05.511	1.660	66.37	10:23:36.332
2 -	1:04.294	0.443	67.63	10:24:40.626
3 -	1:04.754	0.903	67.15	10:25:45.380
4 -	1:04.740	0.889	67.17	10:26:50.120
5 -	1:04.940	1.089	66.96	10:27:55.060
6 -	1:04.687	0.836	67.22	10:28:59.747
7 -	1:04.127	0.276	67.81	10:30:03.874
8 -	1:03.851 (1)		68.10	10:31:07.725
9 -	1:03.948 (2)	0.097	68.00	10:32:11.673

DIFF = Difference To Personal Best Lap

10 -	1:04.478	0.627	67.44	10:33:16.151
11 -	1:04.073	0.222	67.86	10:34:20.224
12 -	1:04.052 (3)	0.201	67.89	10:35:24.276
13 -	1:04.415	0.564	67.50	10:36:28.691

P5 91 Liam BROWNING				
LAP	LAP TIME	DIFF	MPH	TIME OF DAY
1 -	1:11.074	7.215	61.18	10:22:59.659
2 -	1:05.123	1.264	66.77	10:24:04.782
3 -	1:04.469	0.610	67.45	10:25:09.251
4 -	1:05.769	1.910	66.11	10:26:15.020
5 -	1:04.486	0.627	67.43	10:27:19.506
6 -	1:04.196 (3)	0.337	67.73	10:28:23.702
7 -	1:04.823	0.964	67.08	10:29:28.525
8 -	1:04.316	0.457	67.61	10:30:32.841
9 -	1:04.201	0.342	67.73	10:31:37.042
10 -	1:03.859 (1)		68.09	10:32:40.901
11 -	1:06.572	2.713	65.32	10:33:47.473
12 -	1:04.168 (2)	0.309	67.76	10:34:51.641
13 -	1:04.532	0.673	67.38	10:35:56.173
14 -	1:04.633	0.774	67.28	10:37:00.806

P6 27 Joshua JACKSON				
LAP	LAP TIME	DIFF	MPH	TIME OF DAY
1 -	1:05.433	1.529	66.45	10:24:23.379
2 -	1:05.031	1.127	66.86	10:25:28.410
3 -	1:06.957	3.053	64.94	10:26:35.367
4 -	1:04.900	0.996	67.00	10:27:40.267
5 -	1:04.946	1.042	66.95	10:28:45.213
6 -	1:04.331	0.427	67.59	10:29:49.544
7 -	1:06.881	2.977	65.02	10:30:56.425
8 -	1:04.012 (2)	0.108	67.93	10:32:00.437
9 -	1:04.577	0.673	67.33	10:33:05.014
10 -	1:04.088 (3)	0.184	67.85	10:34:09.102
11 -	1:04.779	0.875	67.12	10:35:13.881
12 -	1:03.904 (1)		68.04	10:36:17.785

P7 21 Christopher MACKENZIE				
LAP	LAP TIME	DIFF	MPH	TIME OF DAY
1 -	1:09.587	5.652	62.49	10:22:34.449
2 -	1:07.389	3.454	64.52	10:23:41.838
3 -	1:04.725	0.790	67.18	10:24:46.563
4 -	1:05.535	1.600	66.35	10:25:52.098
5 -	1:04.804	0.869	67.10	10:26:56.902
6 -	1:04.165	0.230	67.77	10:28:01.067
7 -	1:03.962 (2)	0.027	67.98	10:29:05.029
8 -	1:04.705	0.770	67.20	10:30:09.734
9 -	1:04.650	0.715	67.26	10:31:14.384
10 -	1:03.964 (3)	0.029	67.98	10:32:18.348
11 -	1:04.086	0.151	67.85	10:33:22.434
12 -	1:04.013	0.078	67.93	10:34:26.447
13 -	1:04.387	0.452	67.53	10:35:30.834
14 -	1:03.935 (1)		68.01	10:36:34.769

P8 310 John NICHOLSON				
LAP	LAP TIME	DIFF	MPH	TIME OF DAY
1 -	1:15.099	11.090	57.90	10:23:06.006
2 -	1:07.810	3.801	64.12	10:24:13.816
3 -	1:07.254	3.245	64.65	10:25:21.070
4 -	1:06.057 (3)	2.048	65.83	10:26:27.127
5 -	1:06.672	2.663	65.22	10:27:33.799
6 -	1:06.287	2.278	65.60	10:28:40.086

Nankang Tyre CityCar Cup Championship

QUALIFYING - RACE 2 - LAP ANALYSIS

DIFF = Difference To Personal Best Lap

7 -	1:06.098	2.089	65.79	10:29:46.184
8 -	1:06.302	2.293	65.58	10:30:52.486
9 -	1:06.388	2.379	65.50	10:31:58.874
10 -	1:07.620	3.611	64.30	10:33:06.494
11 -	1:05.705 (2)	1.696	66.18	10:34:12.199
12 -	1:06.318	2.309	65.57	10:35:18.517
13 -	1:04.009 (1)		67.93	10:36:22.526

P9 72 Haydn PAYNE

LAP	LAP TIME	DIFF	MPH	TIME OF DAY
1 -	1:14.173	10.132	58.62	10:22:55.273
2 -	1:05.890	1.849	65.99	10:24:01.163
3 -	1:06.862	2.821	65.03	10:25:08.025
4 -	1:05.602	1.561	66.28	10:26:13.627
5 -	1:04.868	0.827	67.03	10:27:18.495
6 -	1:07.803	3.762	64.13	10:28:26.298
7 -	1:04.670	0.629	67.24	10:29:30.968
8 -	1:04.041 (1)		67.90	10:30:35.009
9 -	1:04.851	0.810	67.05	10:31:39.860
10 -	1:05.365	1.324	66.52	10:32:45.225
11 -	1:04.404 (2)	0.363	67.52	10:33:49.629
12 -	1:04.634	0.593	67.28	10:34:54.263
13 -	1:04.515 (3)	0.474	67.40	10:35:58.778
14 -	1:05.079	1.038	66.82	10:37:03.857

P10 23 Joe MOSS

LAP	LAP TIME	DIFF	MPH	TIME OF DAY
1 -	1:12.448	8.370	60.02	10:23:00.507
2 -	1:05.769	1.691	66.11	10:24:06.276
3 -	1:04.156 (3)	0.078	67.78	10:25:10.432
4 -	1:04.856	0.778	67.05	10:26:15.288
5 -	1:04.617	0.539	67.29	10:27:19.905
6 -	1:04.188	0.110	67.74	10:28:24.093
7 -	1:04.403	0.325	67.52	10:29:28.496
8 -	1:03.590 D		68.38	10:30:32.086
9 -	1:06.260	2.182	65.62	10:31:38.346
10 -	1:11.273	7.195	61.01	10:32:49.619
11 -	1:04.338	0.260	67.58	10:33:53.957
12 -	1:04.340	0.262	67.58	10:34:58.297
13 -	1:04.133 (2)	0.055	67.80	10:36:02.430
14 -	1:04.078 (1)		67.86	10:37:06.508

P11 221 Charles MACKENZIE

LAP	LAP TIME	DIFF	MPH	TIME OF DAY
1 -	1:12.578	8.443	59.91	10:23:43.253
2 -	1:06.949	2.814	64.95	10:24:50.202
3 -	1:04.610	0.475	67.30	10:25:54.812
4 -	1:04.570	0.435	67.34	10:26:59.382
5 -	1:04.202 (2)	0.067	67.73	10:28:03.584
6 -	1:04.837	0.702	67.06	10:29:08.421
7 -	1:04.470 (3)	0.335	67.45	10:30:12.891
8 -	1:04.135 (1)		67.80	10:31:17.026
9 -	1:05.879	1.744	66.00	10:32:22.905
10 -	1:04.584	0.449	67.33	10:33:27.489
11 -	1:04.480	0.345	67.44	10:34:31.969
12 -	1:06.089	1.954	65.79	10:35:38.058
13 -	1:04.513	0.378	67.40	10:36:42.571

P12 11 Andrew DYER

LAP	LAP TIME	DIFF	MPH	TIME OF DAY
1 -	1:18.354	13.950	55.49	10:23:16.486
2 -	1:06.209	1.805	65.67	10:24:22.695

DIFF = Difference To Personal Best Lap

3 -	1:05.680	1.276	66.20	10:25:28.375
4 -	1:04.809	0.405	67.09	10:26:33.184
5 -	1:04.945	0.541	66.95	10:27:38.129
6 -	1:04.404 (1)		67.52	10:28:42.533
7 -	1:04.425 (2)	0.021	67.49	10:29:46.958
8 -	1:04.991	0.587	66.91	10:30:51.949
9 -	1:04.952	0.548	66.95	10:31:56.901
10 -	1:04.594 (3)	0.190	67.32	10:33:01.495
11 -	1:04.756	0.352	67.15	10:34:06.251
12 -	1:04.874	0.470	67.03	10:35:11.125
13 -	1:04.691	0.287	67.22	10:36:15.816

P13 210 Luis TORRES

LAP	LAP TIME	DIFF	MPH	TIME OF DAY
1 -	1:13.568	9.147	59.10	10:23:08.835
2 -	1:05.999	1.578	65.88	10:24:14.834
3 -	1:05.295	0.874	66.59	10:25:20.129
4 -	1:04.670	0.249	67.24	10:26:24.799
5 -	1:05.078	0.657	66.82	10:27:29.877
6 -	1:05.382	0.961	66.51	10:28:35.259
7 -	1:04.519 (2)	0.098	67.40	10:29:39.778
8 -	1:05.201	0.780	66.69	10:30:44.979
9 -	1:04.871	0.450	67.03	10:31:49.850
10 -	1:05.211	0.790	66.68	10:32:55.061
11 -	1:04.541 (3)	0.120	67.37	10:33:59.602
12 -	1:04.421 (1)		67.50	10:35:04.023
13 -	1:06.289	1.868	65.60	10:36:10.312
14 -	1:06.726	2.305	65.17	10:37:17.038

P14 88 Richard SNUGGS

LAP	LAP TIME	DIFF	MPH	TIME OF DAY
1 -	1:12.680	8.250	59.83	10:22:34.217
2 -	1:08.307	3.877	63.66	10:23:42.524
3 -	1:16.118	11.688	57.12	10:24:58.642
4 -	1:05.529	1.099	66.36	10:26:04.171
5 -	1:05.476	1.046	66.41	10:27:09.647
6 -	1:07.008	2.578	64.89	10:28:16.655
7 -	1:04.929 (3)	0.499	66.97	10:29:21.584
8 -	1:04.789 (2)	0.359	67.11	10:30:26.373
9 -	1:05.647	1.217	66.24	10:31:32.020
10 -	1:05.124	0.694	66.77	10:32:37.144
11 -	1:05.209	0.779	66.68	10:33:42.353
12 -	1:04.430 (1)		67.49	10:34:46.783
13 -	1:05.255	0.825	66.64	10:35:52.038
14 -	1:17.354	12.924	56.21	10:37:09.392

P15 63 Duncan STONE

LAP	LAP TIME	DIFF	MPH	TIME OF DAY
1 -	1:12.901	8.412	59.65	10:23:05.763
2 -	1:06.449	1.960	65.44	10:24:12.212
3 -	1:05.204	0.715	66.69	10:25:17.416
4 -	1:05.361	0.872	66.53	10:26:22.777
5 -	1:05.010	0.521	66.89	10:27:27.787
6 -	1:05.104	0.615	66.79	10:28:32.891
7 -	1:04.967	0.478	66.93	10:29:37.858
8 -	1:05.677	1.188	66.21	10:30:43.535
9 -	1:05.022	0.533	66.87	10:31:48.557
10 -	1:04.489 (1)		67.43	10:32:53.046
11 -	1:04.516 (2)	0.027	67.40	10:33:57.562
12 -	1:04.599 (3)	0.110	67.31	10:35:02.161
13 -	1:04.758	0.269	67.15	10:36:06.919

Nankang Tyre CityCar Cup Championship

QUALIFYING - RACE 2 - LAP ANALYSIS

DIFF = Difference To Personal Best Lap

P16 30 Adam REYNOLDS				
LAP	LAP TIME	DIFF	MPH	TIME OF DAY
1 -	1:10.428	5.938	61.74	10:22:32.592
2 -	1:07.618	3.128	64.31	10:23:40.210
3 -	1:05.890	1.400	65.99	10:24:46.100
4 -	1:05.936	1.446	65.95	10:25:52.036
5 -	1:05.533	1.043	66.35	10:26:57.569
6 -	1:05.879	1.389	66.00	10:28:03.448
7 -	1:05.684	1.194	66.20	10:29:09.132
8 -	1:04.962	0.472	66.94	10:30:14.094
9 -	1:04.614	0.124	67.30	10:31:18.708
10 -	1:05.001	0.511	66.90	10:32:23.709
11 -	1:04.490 (1)		67.43	10:33:28.199
12 -	1:04.759	0.269	67.15	10:34:32.958
13 -	1:04.548 (3)	0.058	67.37	10:35:37.506
14 -	1:04.491 (2)	0.001	67.42	10:36:41.997

P17 174 Emilia VINCENT				
LAP	LAP TIME	DIFF	MPH	TIME OF DAY
1 -	1:12.685	8.182	59.82	10:22:47.761
2 -	1:07.330	2.827	64.58	10:23:55.091
3 -	1:06.466	1.963	65.42	10:25:01.557
4 -	1:07.017	2.514	64.88	10:26:08.574
5 -	1:05.878	1.375	66.00	10:27:14.452
6 -	1:05.451	0.948	66.44	10:28:19.903
7 -	1:05.800	1.297	66.08	10:29:25.703
8 -	1:05.523	1.020	66.36	10:30:31.226
9 -	1:04.729 (2)	0.226	67.18	10:31:35.955
10 -	1:04.503 (1)		67.41	10:32:40.458
11 -	1:05.042	0.539	66.85	10:33:45.500
12 -	1:04.847 (3)	0.344	67.05	10:34:50.347
13 -	1:06.815	2.312	65.08	10:35:57.162
14 -	1:07.684	3.181	64.24	10:37:04.846

P18 41 Alex FODEN				
LAP	LAP TIME	DIFF	MPH	TIME OF DAY
1 -	1:12.711	8.152	59.80	10:23:26.817
2 -	1:06.456	1.897	65.43	10:24:33.273
3 -	1:05.667	1.108	66.22	10:25:38.940
4 -	1:05.666	1.107	66.22	10:26:44.606
5 -	1:06.058	1.499	65.83	10:27:50.664
6 -	1:05.221 (3)	0.662	66.67	10:28:55.885
7 -	1:05.303	0.744	66.59	10:30:01.188
8 -	1:05.553	0.994	66.33	10:31:06.741
9 -	1:04.559 (1)		67.35	10:32:11.300
10 -	1:05.729	1.170	66.15	10:33:17.029
11 -	1:06.396	1.837	65.49	10:34:23.425
12 -	1:05.291	0.732	66.60	10:35:28.716
13 -	1:04.971 (2)	0.412	66.93	10:36:33.687

P19 12 Arthur SIMONDET				
LAP	LAP TIME	DIFF	MPH	TIME OF DAY
1 -	1:13.216	8.653	59.39	10:22:46.478
2 -	1:05.894	1.331	65.99	10:23:52.372
3 -	1:05.980	1.417	65.90	10:24:58.352
4 -	1:05.310	0.747	66.58	10:26:03.662
5 -	1:05.597	1.034	66.29	10:27:09.259
6 -	1:08.518	3.955	63.46	10:28:17.777
7 -	1:05.031	0.468	66.86	10:29:22.808
8 -	1:05.015 (2)	0.452	66.88	10:30:27.823
9 -	1:05.528	0.965	66.36	10:31:33.351
10 -	1:05.029 (3)	0.466	66.87	10:32:38.380

DIFF = Difference To Personal Best Lap

11 -	1:05.293	0.730	66.60	10:33:43.673
12 -	1:04.563 (1)		67.35	10:34:48.236
13 -	1:05.498	0.935	66.39	10:35:53.734
14 -	1:05.719	1.156	66.16	10:36:59.453

P20 14 Dominic FLETCHER				
LAP	LAP TIME	DIFF	MPH	TIME OF DAY
1 -	1:11.421	6.820	60.88	10:22:35.110
2 -	1:07.704	3.103	64.22	10:23:42.814
3 -	1:06.785	2.184	65.11	10:24:49.599
4 -	1:05.651	1.050	66.23	10:25:55.250
5 -	1:05.175	0.574	66.72	10:27:00.425
6 -	1:04.737 (2)	0.136	67.17	10:28:05.162
7 -	1:04.892 (3)	0.291	67.01	10:29:10.054
8 -	1:06.483	1.882	65.40	10:30:16.537
9 -	1:04.601 (1)		67.31	10:31:21.138
10 -	1:10.160	5.559	61.98	10:32:31.298
11 -	1:09.594	4.993	62.48	10:33:40.892
12 -	1:05.447	0.846	66.44	10:34:46.339
13 -	1:05.426	0.825	66.46	10:35:51.765
14 -	1:08.636	4.035	63.35	10:37:00.401

P21 53 John BOOTH				
LAP	LAP TIME	DIFF	MPH	TIME OF DAY
1 -	1:12.211	7.601	60.22	10:23:34.163
2 -	1:06.192	1.582	65.69	10:24:40.355
3 -	1:05.700	1.090	66.18	10:25:46.055
4 -	1:04.671	0.061	67.24	10:26:50.726
5 -	1:27.917	23.307	49.46	10:28:18.643
6 -	1:04.650 (2)	0.040	67.26	10:29:23.293
7 -	1:04.983	0.373	66.91	10:30:28.276
8 -	1:04.653 (3)	0.043	67.26	10:31:32.929
9 -	1:05.130	0.520	66.76	10:32:38.059
10 -	1:05.040	0.430	66.86	10:33:43.099
11 -	1:04.610 (1)		67.30	10:34:47.709
12 -	1:05.352	0.742	66.54	10:35:53.061

P22 36 Prem GHINDE				
LAP	LAP TIME	DIFF	MPH	TIME OF DAY
1 -	1:16.434	11.809	56.89	10:23:00.019
2 -	1:06.045	1.420	65.84	10:24:06.064
3 -	1:06.328	1.703	65.56	10:25:12.392
4 -	1:06.390	1.765	65.50	10:26:18.782
5 -	1:06.495	1.870	65.39	10:27:25.277
6 -	1:05.117	0.492	66.78	10:28:30.394
7 -	1:05.826	1.201	66.06	10:29:36.220
8 -	1:05.310	0.685	66.58	10:30:41.530
9 -	1:04.831 (2)	0.206	67.07	10:31:46.361
10 -	1:04.625 (1)		67.28	10:32:50.986
11 -	1:05.384	0.759	66.50	10:33:56.370
12 -	1:05.110 (3)	0.485	66.78	10:35:01.480
13 -	1:06.482	1.857	65.41	10:36:07.962
14 -	1:06.601	1.976	65.29	10:37:14.563

P23 99 Benjamin BASTOW				
LAP	LAP TIME	DIFF	MPH	TIME OF DAY
1 -	1:12.893	8.185	59.65	10:23:21.326
2 -	1:07.605	2.897	64.32	10:24:28.931
3 -	1:06.778	2.070	65.12	10:25:35.709
4 -	1:06.030	1.322	65.85	10:26:41.739
5 -	1:05.762	1.054	66.12	10:27:47.501
6 -	1:05.426	0.718	66.46	10:28:52.927

Nankang Tyre CityCar Cup Championship

QUALIFYING - RACE 2 - LAP ANALYSIS

DIFF = Difference To Personal Best Lap

7 -	1:05.219	0.511	66.67	10:29:58.146
8 -	1:05.195 (3)	0.487	66.70	10:31:03.341
9 -	1:05.274	0.566	66.62	10:32:08.615
10 -	1:04.708 (1)		67.20	10:33:13.323
11 -	1:05.491	0.783	66.40	10:34:18.814
12 -	1:05.125 (2)	0.417	66.77	10:35:23.939
13 -	1:05.277	0.569	66.61	10:36:29.216

P24 111 Richard BLISS

LAP	LAP TIME	DIFF	MPH	TIME OF DAY
1 -	1:15.679	10.963	57.46	10:23:47.965
2 -	1:06.245	1.529	65.64	10:24:54.210
3 -	1:07.560	2.844	64.36	10:26:01.770
4 -	1:05.485	0.769	66.40	10:27:07.255
5 -	1:12.312	7.596	60.13	10:28:19.567
6 -	1:06.906	2.190	64.99	10:29:26.473
7 -	1:05.157	0.441	66.74	10:30:31.630
8 -	1:06.978	2.262	64.92	10:31:38.608
9 -	1:05.036	0.320	66.86	10:32:43.644
10 -	1:04.776 (2)	0.060	67.13	10:33:48.420
11 -	1:04.831 (3)	0.115	67.07	10:34:53.251
12 -	1:04.716 (1)		67.19	10:35:57.967
13 -	1:05.254	0.538	66.64	10:37:03.221

P25 46 Craig FLYNN

LAP	LAP TIME	DIFF	MPH	TIME OF DAY
1 -	1:12.542	7.636	59.94	10:22:43.000
2 -	1:07.280	2.374	64.63	10:23:50.280
3 -	1:07.108	2.202	64.80	10:24:57.388
4 -	1:05.810	0.904	66.07	10:26:03.198
5 -	1:06.589	1.683	65.30	10:27:09.787
6 -	1:08.310	3.404	63.65	10:28:18.097
7 -	1:04.989 (2)	0.083	66.91	10:29:23.086
8 -	1:05.906	1.000	65.98	10:30:28.992
9 -	1:05.358	0.452	66.53	10:31:34.350
10 -	1:05.052 (3)	0.146	66.84	10:32:39.402
11 -	1:05.374	0.468	66.51	10:33:44.776
12 -	1:05.318	0.412	66.57	10:34:50.094
13 -	1:04.906 (1)		66.99	10:35:55.000
14 -	1:06.134	1.228	65.75	10:37:01.134

P26 115 Bradley PORTER

LAP	LAP TIME	DIFF	MPH	TIME OF DAY
1 -	1:11.722	6.634	60.63	10:22:32.349
2 -	1:07.568	2.480	64.35	10:23:39.917
3 -	1:05.898	0.810	65.98	10:24:45.815
4 -	1:06.818	1.730	65.08	10:25:52.633
5 -	1:05.536 (3)	0.448	66.35	10:26:58.169
6 -	1:05.149 (2)	0.061	66.74	10:28:03.318
7 -	2:17.921 P	1:12.833	31.52	10:30:21.239
8 -	1:10.507	5.419	61.67	10:31:31.746
9 -	1:06.451	1.363	65.44	10:32:38.197
10 -	1:07.151	2.063	64.75	10:33:45.348
11 -	1:05.783	0.695	66.10	10:34:51.131
12 -	1:05.088 (1)		66.81	10:35:56.219

P27 64 Bob BANNISTER

LAP	LAP TIME	DIFF	MPH	TIME OF DAY
1 -	1:16.039	10.719	57.18	10:23:02.888
2 -	1:07.131	1.811	64.77	10:24:10.019
3 -	1:07.119	1.799	64.78	10:25:17.138
4 -	1:07.305	1.985	64.61	10:26:24.443

DIFF = Difference To Personal Best Lap

5 -	1:06.432	1.112	65.45	10:27:30.875
6 -	1:06.079	0.759	65.80	10:28:36.954
7 -	1:06.606	1.286	65.28	10:29:43.560
8 -	1:05.985	0.665	65.90	10:30:49.545
9 -	1:05.471 (2)	0.151	66.42	10:31:55.016
10 -	1:05.729 (3)	0.409	66.15	10:33:00.745
11 -	1:06.800	1.480	65.09	10:34:07.545
12 -	1:05.320 (1)		66.57	10:35:12.865
13 -	1:06.736	1.416	65.16	10:36:19.601

P28 43 Will HOPKINS

LAP	LAP TIME	DIFF	MPH	TIME OF DAY
1 -	1:17.508	11.957	56.10	10:23:44.932
2 -	1:08.258	2.707	63.70	10:24:53.190
3 -	1:06.772	1.221	65.12	10:25:59.962
4 -	1:06.480	0.929	65.41	10:27:06.442
5 -	1:16.019	10.468	57.20	10:28:22.461
6 -	1:06.224	0.673	65.66	10:29:28.685
7 -	1:06.001	0.450	65.88	10:30:34.686
8 -	1:06.337	0.786	65.55	10:31:41.023
9 -	1:05.809	0.258	66.07	10:32:46.832
10 -	1:05.781 (3)	0.230	66.10	10:33:52.613
11 -	1:07.239	1.688	64.67	10:34:59.852
12 -	1:05.623 (2)	0.072	66.26	10:36:05.475
13 -	1:05.551 (1)		66.33	10:37:11.026

P29 133 William PAYNE

LAP	LAP TIME	DIFF	MPH	TIME OF DAY
1 -	1:06.922	1.325	64.98	10:24:52.033
2 -	1:05.597 (1)		66.29	10:25:57.630
3 -	1:05.670 (2)	0.073	66.21	10:27:03.300
4 -	1:06.681	1.084	65.21	10:28:09.981
5 -	1:05.946	0.349	65.94	10:29:15.927
6 -	1:05.905	0.308	65.98	10:30:21.832
7 -	1:05.832	0.235	66.05	10:31:27.664
8 -	1:05.758 (3)	0.161	66.13	10:32:33.422
9 -	1:06.485	0.888	65.40	10:33:39.907
10 -	1:06.245	0.648	65.64	10:34:46.152
11 -	1:07.597	2.000	64.33	10:35:53.749
12 -	1:06.845	1.248	65.05	10:37:00.594

P30 5 David WILLIAMS

LAP	LAP TIME	DIFF	MPH	TIME OF DAY
1 -	1:11.821	6.097	60.54	10:23:27.616
2 -	1:06.326	0.602	65.56	10:24:33.942
3 -	1:06.172	0.448	65.71	10:25:40.114
4 -	1:06.445	0.721	65.44	10:26:46.559
5 -	1:09.336	3.612	62.71	10:27:55.895
6 -	1:06.493	0.769	65.39	10:29:02.388
7 -	1:07.106	1.382	64.80	10:30:09.494
8 -	1:05.952	0.228	65.93	10:31:15.446
9 -	1:06.476	0.752	65.41	10:32:21.922
10 -	1:07.483	1.759	64.43	10:33:29.405
11 -	1:05.724 (1)		66.16	10:34:35.129
12 -	1:05.876 (3)	0.152	66.01	10:35:41.005
13 -	1:05.871 (2)	0.147	66.01	10:36:46.876

P31 97 Alistair MEIRING

LAP	LAP TIME	DIFF	MPH	TIME OF DAY
1 -	1:13.225	7.264	59.38	10:23:20.874
2 -	1:08.847	2.886	63.16	10:24:29.721
3 -	1:07.022	1.061	64.88	10:25:36.743

Nankang Tyre CityCar Cup Championship

QUALIFYING - RACE 2 - LAP ANALYSIS

DIFF = Difference To Personal Best Lap

4 -	1:06.779	0.818	65.11	10:26:43.522
5 -	1:11.185	5.224	61.08	10:27:54.707
6 -	1:06.496	0.535	65.39	10:29:01.203
7 -	1:07.135	1.174	64.77	10:30:08.338
8 -	1:06.780	0.819	65.11	10:31:15.118
9 -	1:09.534	3.573	62.53	10:32:24.652
10 -	1:06.370 (3)	0.409	65.52	10:33:31.022
11 -	1:05.961 (1)		65.92	10:34:36.983
12 -	1:05.997 (2)	0.036	65.89	10:35:42.980
13 -	1:06.667	0.706	65.22	10:36:49.647

DIFF = Difference To Personal Best Lap

4 -	1:07.484	0.743	64.43	10:26:32.993
5 -	1:07.929	1.188	64.01	10:27:40.922
6 -	1:06.741 (1)		65.15	10:28:47.663
7 -	1:30.415	23.674	48.09	10:30:18.078
8 -	1:06.862	0.121	65.03	10:31:24.940
9 -	1:06.755 (2)	0.014	65.14	10:32:31.695
10 -	1:06.915	0.174	64.98	10:33:38.610
11 -	1:06.860 (3)	0.119	65.04	10:34:45.470
12 -	1:10.539	3.798	61.64	10:35:56.009
13 -	1:10.148	3.407	61.99	10:37:06.157

P32 73 Andrew PAYNE

LAP	LAP TIME	DIFF	MPH	TIME OF DAY
1 -	1:14.233	8.227	58.58	10:22:50.444
2 -	1:08.507	2.501	63.47	10:23:58.951
3 -	1:08.477	2.471	63.50	10:25:07.428
4 -	1:07.812	1.806	64.12	10:26:15.240
5 -	1:07.727	1.721	64.20	10:27:22.967
6 -	1:06.412	0.406	65.47	10:28:29.379
7 -	1:07.488	1.482	64.43	10:29:36.867
8 -	1:06.208	0.202	65.68	10:30:43.075
9 -	1:06.211	0.205	65.67	10:31:49.286
10 -	1:06.657	0.651	65.23	10:32:55.943
11 -	1:06.043 (3)	0.037	65.84	10:34:01.986
12 -	1:06.006 (1)		65.88	10:35:07.992
13 -	1:06.039 (2)	0.033	65.84	10:36:14.031

P36 22 Joe MILLER

LAP	LAP TIME	DIFF	MPH	TIME OF DAY
1 -	1:24.049	16.970	51.73	10:23:47.828
2 -	1:12.477	5.398	59.99	10:25:00.305
3 -	1:08.504	1.425	63.47	10:26:08.809
4 -	1:09.075	1.996	62.95	10:27:17.884
5 -	1:10.231	3.152	61.91	10:28:28.115
6 -	1:09.094	2.015	62.93	10:29:37.209
7 -	1:08.802	1.723	63.20	10:30:46.011
8 -	1:07.079 (1)		64.82	10:31:53.090
9 -	1:07.352 (2)	0.273	64.56	10:33:00.442
10 -	1:08.250	1.171	63.71	10:34:08.692
11 -	1:07.455 (3)	0.376	64.46	10:35:16.147
12 -	1:09.721	2.642	62.37	10:36:25.868

P33 42 Jason DEANE

LAP	LAP TIME	DIFF	MPH	TIME OF DAY
1 -	1:12.879	6.849	59.66	10:25:08.176
2 -	1:10.317	4.287	61.84	10:26:18.493
3 -	1:09.117	3.087	62.91	10:27:27.610
4 -	1:09.094	3.064	62.93	10:28:36.704
5 -	1:07.610	1.580	64.31	10:29:44.314
6 -	1:07.334	1.304	64.58	10:30:51.648
7 -	1:06.985 (3)	0.955	64.91	10:31:58.633
8 -	1:07.321	1.291	64.59	10:33:05.954
9 -	1:06.030 (1)		65.85	10:34:11.984
10 -	1:08.335	2.305	63.63	10:35:20.319
11 -	1:06.824 (2)	0.794	65.07	10:36:27.143

P34 17 Harvey BLAKE-JONES

LAP	LAP TIME	DIFF	MPH	TIME OF DAY
1 -	1:16.126	9.797	57.12	10:23:20.524
2 -	1:10.563	4.234	61.62	10:24:31.087
3 -	1:07.186	0.857	64.72	10:25:38.273
4 -	1:08.137	1.808	63.82	10:26:46.410
5 -	1:08.996	2.667	63.02	10:27:55.406
6 -	1:06.788	0.459	65.11	10:29:02.194
7 -	1:07.785	1.456	64.15	10:30:09.979
8 -	1:06.882	0.553	65.01	10:31:16.861
9 -	1:08.860	2.531	63.15	10:32:25.721
10 -	1:06.329 (1)		65.56	10:33:32.050
11 -	1:06.815	0.486	65.08	10:34:38.865
12 -	1:06.454 (3)	0.125	65.43	10:35:45.319
13 -	1:06.387 (2)	0.058	65.50	10:36:51.706

P35 101 Peter BOWER

LAP	LAP TIME	DIFF	MPH	TIME OF DAY
1 -	1:12.260	5.519	60.17	10:23:09.856
2 -	1:08.099	1.358	63.85	10:24:17.955
3 -	1:07.554	0.813	64.37	10:25:25.509

Nankang Tyre CityCar Cup Championship

QUALIFYING - RACE 2 - STATISTICS

Competitors Started 36
Planned Start 2023-08-19 @ 10:25:00.000
Actual Start 2023-08-19 @ 10:21:10.860
Finish Time 2023-08-19 @ 10:36:11.836
Track Length 1.2079mi.
Total Laps 476
Total Distance Covered 574.9821mi.

Session Fastest Lap History

NO	CL	NAME	LAP TIME	TIME OF DAY	LAP	VEHICLE
3		Elliot LETTIS	1:05.561	10:23:35.134	2	Peugeot 107
65	SMC	Richard JEPP	1:05.511	10:23:36.332	1	Peugeot 107
91	SMC	Liam BROWNING	1:05.123	10:24:04.796	2	Citroen C1
3		Elliot LETTIS	1:03.757	10:24:38.890	3	Peugeot 107
3		Elliot LETTIS	1:03.667	10:25:42.558	4	Peugeot 107
3		Elliot LETTIS	1:03.649	10:28:55.585	7	Peugeot 107
3		Elliot LETTIS	1:03.511	10:29:59.096	8	Peugeot 107
3		Elliot LETTIS	1:03.336	10:32:06.557	10	Peugeot 107

Flag History

TYPE	TIME OF DAY
GREEN	10:21:10.860
FINISH	10:36:11.836

Flag Statistics

TYPE	COUNT	TOTAL LAPS	TOTAL TIME
Green	1	14	16:18.098
Red	0	0	0.000
Safety Car	0	0	0.000
FCY	0	0	0.000

Nankang Tyre CityCar Cup Championship

QUALIFYING - RACE 2 - STATISTICS

CLASS :

19 Starters

Fastest Lap History

NO	NAME	LAP TIME	TIME OF DAY	LAP	VEHICLE
3	Elliot LETTIS	1:05.561	10:23:35.134	2	Peugeot 107
3	Elliot LETTIS	1:03.757	10:24:38.890	3	Peugeot 107
3	Elliot LETTIS	1:03.667	10:25:42.558	4	Peugeot 107
3	Elliot LETTIS	1:03.649	10:28:55.585	7	Peugeot 107
3	Elliot LETTIS	1:03.511	10:29:59.096	8	Peugeot 107
3	Elliot LETTIS	1:03.336	10:32:06.557	10	Peugeot 107

Nankang Tyre CityCar Cup Championship

QUALIFYING - RACE 2 - STATISTICS

CLASS : NOV

10 Starters

Fastest Lap History

NO	NAME	LAP TIME	TIME OF DAY	LAP	VEHICLE
36	Prem GHINDE	1:06.045	10:24:06.096	2	Citroen C1
23	Joe MOSS	1:05.769	10:24:06.206	2	Citroen C1
27	Joshua JACKSON	1:05.433	10:24:23.379	1	Citroen C1
23	Joe MOSS	1:04.156	10:25:10.450	3	Citroen C1
27	Joshua JACKSON	1:04.012	10:32:00.437	8	Citroen C1
27	Joshua JACKSON	1:03.904	10:36:17.785	12	Citroen C1

Nankang Tyre CityCar Cup Championship

QUALIFYING - RACE 2 - STATISTICS

CLASS : SMC

5 Starters

Fastest Lap History

NO	NAME	LAP TIME	TIME OF DAY	LAP	VEHICLE
65	Richard JEPP	1:05.511	10:23:36.332	1	Peugeot 107
91	Liam BROWNING	1:05.123	10:24:04.796	2	Citroen C1
65	Richard JEPP	1:04.294	10:24:40.626	2	Peugeot 107
57	Jack WHEELER	1:03.980	10:28:04.111	6	Citroen C1
65	Richard JEPP	1:03.851	10:31:07.725	8	Peugeot 107
57	Jack WHEELER	1:03.353	10:36:39.566	14	Citroen C1

Nankang Tyre CityCar Cup Championship

QUALIFYING - RACE 2 - STATISTICS

CLASS : SMC (N)

2 Starters

Fastest Lap History


NO	NAME	LAP TIME	TIME OF DAY	LAP	VEHICLE
12	Arthur SIMONDET	1:05.894	10:23:52.384	2	Citroen C1
72	Haydn PAYNE	1:05.890	10:24:01.176	2	Toyota Aygo
12	Arthur SIMONDET	1:05.310	10:26:03.675	4	Citroen C1
72	Haydn PAYNE	1:04.868	10:27:18.509	5	Toyota Aygo
72	Haydn PAYNE	1:04.670	10:29:30.982	7	Toyota Aygo
72	Haydn PAYNE	1:04.041	10:30:35.022	8	Toyota Aygo

Nankang Tyre CityCar Cup Championship

RACE 2 - GRID (15 minutes)

ROW 17	33	101 1:06.741 Peter BOWER	34	22 1:07.079 Joe MILLER	
ROW 16		31	73 1:06.006 Andrew PAYNE	32	17 1:06.329 Harvey BLAKE-JONES
ROW 15	29	5 1:05.724 David WILLIAMS	30	97 1:05.961 Alistair MEIRING	
ROW 14		27	43 1:05.551 Will HOPKINS	28	133 1:05.597 William PAYNE
ROW 13	25	115 1:05.088 Bradley PORTER	26	64 1:05.320 Bob BANNISTER	
ROW 12		23	99 1:04.708 Benjamin BASTOW	24	46 1:04.906 Craig FLYNN
ROW 11	21	53 1:04.610 John BOOTH	22	36 1:04.625 Prem GHINDE	
ROW 10		19	12 1:04.563 Arthur SIMONDET	20	14 1:04.601 Dominic FLETCHER
ROW 9	17	174 1:04.503 Emilia VINCENT	18	41 1:04.559 Alex FODEN	
ROW 8		15	63 1:04.489 Duncan STONE	16	30 1:04.490 Adam REYNOLDS
ROW 7	13	210 1:04.421 Luis TORRES	14	88 1:04.430 Richard SNUGGS	
ROW 6		11	221 1:04.135 Charles MACKENZIE	12	11 1:04.404 Andrew DYER
ROW 5	9	72 1:04.041 Haydn PAYNE	10	23 1:04.078 Joe MOSS	
ROW 4		7	21 1:03.935 Christopher MACKENZIE	8	310 1:04.009 John NICHOLSON
ROW 3	5	91 1:03.859 Liam BROWNING	6	27 1:03.904 Joshua JACKSON	
ROW 2		3	18 1:03.442 Stuart BLISS	4	65 1:03.851 Richard JEPPI
ROW 1	1	3 1:03.336 Elliot LETTIS	2	57 1:03.353 Jack WHEELER	

Pole



Reserve Cars : 111 and 42

Brands Hatch Indy: 1.2079 miles

These results are provisional until the conclusion of any judicial and technical matters.

Clerk Of Course : Rob Briggs	Stewards :	Timekeeper : Lisa Sneider
------------------------------	------------	---------------------------

Results can be found at www.tsl-timing.com

Printed - 10:42 Saturday, 19 August 2023

Nankang Tyre CityCar Cup Championship

RACE 2 - CLASSIFICATION

POS	NO	CL	PIC NAME	ENTRY	LAPS	TIME	GAP	DIFF	MPH	BEST	ON
1	3		1 Elliot LETTIS	Peugeot 107	6	6:29.684			66.95	1:03.360	5
2	57	SMC	1 Jack WHEELER	Citroen C1	6	6:30.865	1.181	1.181	66.75	1:03.430	2
3	65	SMC	2 Richard JEPPI	Peugeot 107	6	6:33.064	3.380	2.199	66.37	1:03.797	3
4	91	SMC	3 Liam BROWNING	Citroen C1	6	6:33.501	3.817	0.437	66.30	1:04.009	4
5	21		2 Christopher MACKENZIE	Citroen C1	6	6:33.917	4.233	0.416	66.23	1:03.854	3
6	18		3 Stuart BLISS	Toyota Aygo	6	6:34.102	4.418	0.185	66.20	1:03.831	4
7	11	SMC	4 Andrew DYER	Citroen C1	6	6:37.880	8.196	3.778	65.57	1:04.276	3
8	88		4 Richard SNUGGS	Citroen C1	6	6:38.079	8.395	0.199	65.54	1:04.105	3
9	63		5 Duncan STONE	Citroen C1	6	6:38.388	8.704	0.309	65.49	1:04.380	3
10	30		6 Adam REYNOLDS	Peugeot 107	6	6:38.792	9.108	0.404	65.42	1:04.480	3
11	221		7 Charles MACKENZIE	Citroen C1	6	6:39.210	9.526	0.418	65.35	1:03.946	6
12	23	NOV	1 Joe MOSS	Citroen C1	6	6:39.807	10.123	0.597	65.26	1:03.909	3
13	210	NOV	2 Luis TORRES	Citroen C1	6	6:41.415	11.731	1.608	64.99	1:04.282	6
14	133		8 William PAYNE	Citroen C1	6	6:43.704	14.020	2.289	64.63	1:05.160	3
15	53		9 John BOOTH	Citroen C1	6	6:43.835	14.151	0.131	64.60	1:05.371	4
16	72	SMC (N)	1 Haydn PAYNE	Toyota Aygo	6	6:44.113	14.429	0.278	64.56	1:04.547	3
17	46		10 Craig FLYNN	Citroen C1	6	6:44.651	14.967	0.538	64.47	1:04.355	3
18	174	SMC	5 Emilia VINCENT	Toyota Aygo	6	6:44.801	15.117	0.150	64.45	1:05.246	3
19	310		11 John NICHOLSON	Peugeot 107	6	6:44.829	15.145	0.028	64.45	1:04.670	5
20	14		12 Dominic FLETCHER	Citroen C1	6	6:46.241	16.557	1.412	64.22	1:05.096	3
21	73		13 Andrew PAYNE	Peugeot 107	6	6:46.815	17.131	0.574	64.13	1:05.103	5
22	41	NOV	3 Alex FODEN	Citroen C1	6	6:47.265	17.581	0.450	64.06	1:04.803	5
23	115		14 Bradley PORTER	Citroen C1	6	6:47.730	18.046	0.465	63.99	1:05.060	5
24	43	NOV	4 Will HOPKINS	Citroen C1	6	6:50.156	20.472	2.426	63.61	1:05.414	4
25	101	NOV	5 Peter BOWER	Peugeot 107	6	6:51.618	21.934	1.462	63.38	1:05.712	5
26	36	NOV	6 Prem GHINDE	Citroen C1	6	6:52.717	23.033	1.099	63.21	1:05.789	3
27	64		15 Bob BANNISTER	Toyota Aygo	6	6:53.197	23.513	0.480	63.14	1:05.127	4
28	17	NOV	7 Harvey BLAKE-JONES	Citroen C1	6	6:53.688	24.004	0.491	63.07	1:05.571	5
29	22		16 Joe MILLER	Citroen C1	6	6:54.213	24.529	0.525	62.99	1:05.557	6
30	97	NOV	8 Alistair MEIRING	Citroen C1	6	6:54.676	24.992	0.463	62.92	1:05.420	6
31	27	NOV	9 Joshua JACKSON	Citroen C1	6	7:05.505	35.821	10.829	61.31	1:03.935	4

NOT CLASSIFIED

DNF	99		Benjamin BASTOW	Citroen C1	0						
DNF	5	NOV	David WILLIAMS	Citroen C1	0						
DNF	12	SMC (N)	Arthur SIMONDET	Citroen C1	0						

FASTEST LAP

3			Elliot LETTIS	Peugeot 107	5	1:03.360	68.63 mph	110.45 kph
57	SMC		Jack WHEELER	Citroen C1	2	1:03.430	68.55 mph	110.33 kph
23	NOV		Joe MOSS	Citroen C1	3	1:03.909	68.04 mph	109.50 kph
72	SMC (N)		Haydn PAYNE	Toyota Aygo	3	1:04.547	67.37 mph	108.42 kph

possible put starters 5 and 12 for not running at red flag
Car 111 and 42 still reserves

Race Distance: 6 Laps / 7.24 miles

Brands Hatch Indy: 1.2079 miles

Date: 19/08/2023 Start: 13:12 Finish: 13:19

Weather / Track : Bright / Dry

These results are provisional until the conclusion of any judicial and technical matters.

Clerk Of Course : Rob Briggs	Stewards :	Timekeeper : Lisa Sneider
------------------------------	------------	---------------------------

Results can be found at www.tsl-timing.com

Printed - 13:20 Saturday, 19 August 2023

Nankang Tyre CityCar Cup Championship

RACE 2 - LAP CHART

LAP 1 @ 13:13:46.335			LAP 2 @ 13:14:50.082			LAP 3 @ 13:15:53.708			LAP 4 @ 13:16:57.331			LAP 5 @ 13:18:00.691		
NO	BEHIND	LAP TIME	NO	BEHIND	LAP TIME	NO	BEHIND	LAP TIME	NO	BEHIND	LAP TIME	NO	BEHIND	LAP TIME
3		1:11.660	3		1:03.747	3		1:03.626	3		1:03.623	3		1:03.360
57	1.062	1:12.722	57	0.745	1:03.430	57	0.932	1:03.813	57	0.844	1:03.535	57	0.975	1:03.491
65	1.441	1:13.101	65	1.556	1:03.862	65	1.727	1:03.797	65	2.054	1:03.950	65	2.772	1:04.078
91	1.478	1:13.138	91	1.752	1:04.021	91	2.247	1:04.121	91	2.633	1:04.009	91	3.366	1:04.093
21	1.640	1:13.300	21	2.206	1:04.313	21	2.434	1:03.854	21	2.925	1:04.114	21	3.763	1:04.198
18	2.064	1:13.724	18	2.474	1:04.157	18	2.858	1:04.010	18	3.066	1:03.831	18	4.089	1:04.383
11	2.260	1:13.920	11	3.820	1:05.307	11	4.470	1:04.276	27	4.816	1:03.935	27	5.846	1:04.390
30	2.424	1:14.084	27	4.194	1:05.363	27	4.504	1:03.936	11	6.187	1:05.340	11	7.379	1:04.552
27	2.578	1:14.238	88	4.537	1:05.356	88	5.016	1:04.105	88	6.217	1:04.824	88	7.603	1:04.746
88	2.928	1:14.588	63	4.851	1:04.965	63	5.605	1:04.380	63	6.492	1:04.510	63	7.785	1:04.653
221	3.403	1:15.063	30	5.166	1:06.489	30	6.020	1:04.480	30	6.999	1:04.602	30	8.146	1:04.507
63	3.633	1:15.293	221	5.900	1:06.244	221	6.313	1:04.039	23	7.835	1:04.941	221	9.248	1:04.581
23	4.147	1:15.807	23	6.234	1:05.834	23	6.517	1:03.909	221	8.027	1:05.337	23	9.635	1:05.160
133	4.379	1:16.039	133	6.365	1:05.733	133	7.899	1:05.160	210	9.598	1:05.128	210	11.117	1:04.879
53	4.743	1:16.403	53	6.532	1:05.536	210	8.093	1:04.988	133	9.781	1:05.505	133	12.068	1:05.647
210	5.176	1:16.836	210	6.731	1:05.302	53	8.379	1:05.473	53	10.127	1:05.371	53	12.269	1:05.502
174	5.852	1:17.512	174	7.522	1:05.417	72	9.005	1:04.547	72	10.597	1:05.215	72	12.543	1:05.306
72	5.983	1:17.643	72	8.084	1:05.848	174	9.142	1:05.246	174	11.231	1:05.712	174	13.417	1:05.546
310	6.204	1:17.864	46	8.593	1:05.538	46	9.322	1:04.355	46	12.111	1:06.412	46	13.625	1:04.874
14	6.660	1:18.320	14	8.866	1:05.953	14	10.336	1:05.096	310	12.555	1:05.370	310	13.865	1:04.670
46	6.802	1:18.462	310	8.883	1:06.426	310	10.808	1:05.551	14	13.159	1:06.446	14	15.090	1:05.291
41	7.011	1:18.671	41	9.485	1:06.221	41	11.358	1:05.499	73	13.592	1:05.144	73	15.335	1:05.103
43	7.766	1:19.426	73	10.282	1:05.846	73	12.071	1:05.415	41	14.115	1:06.380	41	15.558	1:04.803
73	8.183	1:19.843	43	10.681	1:06.662	115	12.693	1:05.226	115	14.248	1:05.178	115	15.948	1:05.060
36	8.656	1:20.316	115	11.093	1:05.920	43	14.006	1:06.951	43	15.797	1:05.414	43	18.056	1:05.619
115	8.920	1:20.580	101	12.165	1:06.309	101	14.310	1:05.771	101	17.047	1:06.360	101	19.399	1:05.712
101	9.603	1:21.263	36	12.666	1:07.757	36	14.829	1:05.789	36	17.260	1:06.054	64	20.316	1:05.937
64	10.133	1:21.793	97	13.434	1:06.464	64	16.235	1:05.945	64	17.739	1:05.127	36	20.349	1:06.449
97	10.717	1:22.377	64	13.916	1:07.530	17	16.597	1:06.001	17	19.288	1:06.314	17	21.499	1:05.571
17	10.736	1:22.396	17	14.222	1:07.233	97	16.888	1:07.080	22	20.353	1:07.062	22	22.640	1:05.647
22	11.469	1:23.129	22	14.587	1:06.865	22	16.914	1:05.953	97	20.934	1:07.669	97	23.240	1:05.666

Nankang Tyre CityCar Cup Championship

RACE 2 - LAP CHART

LAP 6 @ 13:19:04.359

NO	BEHIND	LAP TIME
3		1:03.668
57	1.181	1:03.874
65	3.380	1:04.276
91	3.817	1:04.119
21	4.233	1:04.138
18	4.418	1:03.997
11	8.196	1:04.485
88	8.395	1:04.460
63	8.704	1:04.587
30	9.108	1:04.630
221	9.526	1:03.946
23	10.123	1:04.156
210	11.731	1:04.282
133	14.020	1:05.620
53	14.151	1:05.550
72	14.429	1:05.554
46	14.967	1:05.010
174	15.117	1:05.368
310	15.145	1:04.948
14	16.557	1:05.135
73	17.131	1:05.464
41	17.581	1:05.691
115	18.046	1:05.766
43	20.472	1:06.084
101	21.934	1:06.203
36	23.033	1:06.352
64	23.513	1:06.865
17	24.004	1:06.173
22	24.529	1:05.557
97	24.992	1:05.420
27	35.821	1:33.643

Nankang Tyre CityCar Cup Championship

RACE 2 - POSITION CHART

No	Name	Lap						
		Pos	1	2	3	4	5	6
3	LETTIS	1	3	3	3	3	3	3
57	WHEELER	2	57	57	57	57	57	57
65	JEPP	3	65	65	65	65	65	65
91	BROWNING	4	91	91	91	91	91	91
18	BLISS	5	21	21	21	21	21	21
21	MACKENZIE	6	18	18	18	18	18	18
27	JACKSON	7	11	11	11	27	27	11
11	DYER	8	30	27	27	11	11	88
23	MOSS	9	27	88	88	88	88	63
30	REYNOLDS	10	88	63	63	63	63	30
221	MACKENZIE	11	221	30	30	30	30	221
72	PAYNE	12	63	221	221	23	221	23
88	SNUGGS	13	23	23	23	221	23	210
63	STONE	14	133	133	133	210	210	133
210	TORRES	15	53	53	210	133	133	53
133	PAYNE	16	210	210	53	53	53	72
310	NICHOLSON	17	174	174	72	72	72	46
14	FLETCHER	18	72	72	174	174	174	174
174	VINCENT	19	310	46	46	46	46	310
53	BOOTH	20	14	14	14	310	310	14
41	FODEN	21	46	310	310	14	14	73
46	FLYNN	22	41	41	41	73	73	41
36	GHINDE	23	43	73	73	41	41	115
43	HOPKINS	24	73	43	115	115	115	43
115	PORTER	25	36	115	43	43	43	101
64	BANNISTER	26	115	101	101	101	101	36
101	BOWER	27	101	36	36	36	64	64
73	PAYNE	28	64	97	64	64	36	17
17	BLAKE-JONES	29	97	64	17	17	17	22
97	MEIRING	30	17	17	97	22	22	97
22	MILLER	31	22	22	22	97	97	27
99	BASTOW	32						
12	SIMONDET	33						
5	WILLIAMS	34						

Nankang Tyre CityCar Cup Championship

RACE 2 - LAP ANALYSIS

DIFF = Difference To Personal Best Lap

P1 3 Elliot LETTIS				
LAP	LAP TIME	DIFF	MPH	TIME OF DAY
1 -	1:11.660	8.300	60.68	13:13:46.335
2 -	1:03.747	0.387	68.21	13:14:50.082
3 -	1:03.626 (3)	0.266	68.34	13:15:53.708
4 -	1:03.623 (2)	0.263	68.34	13:16:57.331
5 -	1:03.360 (1)		68.63	13:18:00.691
6 -	1:03.668	0.308	68.30	13:19:04.359

P2 57 Jack WHEELER				
LAP	LAP TIME	DIFF	MPH	TIME OF DAY
1 -	1:12.722	9.292	59.79	13:13:47.397
2 -	1:03.430 (1)		68.55	13:14:50.827
3 -	1:03.813	0.383	68.14	13:15:54.640
4 -	1:03.535 (3)	0.105	68.44	13:16:58.175
5 -	1:03.491 (2)	0.061	68.49	13:18:01.666
6 -	1:03.874	0.444	68.08	13:19:05.540

P3 65 Richard JEPPE				
LAP	LAP TIME	DIFF	MPH	TIME OF DAY
1 -	1:13.101	9.304	59.48	13:13:47.776
2 -	1:03.862 (2)	0.065	68.09	13:14:51.638
3 -	1:03.797 (1)		68.16	13:15:55.435
4 -	1:03.950 (3)	0.153	68.00	13:16:59.385
5 -	1:04.078	0.281	67.86	13:18:03.463
6 -	1:04.276	0.479	67.65	13:19:07.739

P4 91 Liam BROWNING				
LAP	LAP TIME	DIFF	MPH	TIME OF DAY
1 -	1:13.138	9.129	59.45	13:13:47.813
2 -	1:04.021 (2)	0.012	67.92	13:14:51.834
3 -	1:04.121	0.112	67.81	13:15:55.955
4 -	1:04.009 (1)		67.93	13:16:59.964
5 -	1:04.093 (3)	0.084	67.84	13:18:04.057
6 -	1:04.119	0.110	67.82	13:19:08.176

P5 21 Christopher MACKENZIE				
LAP	LAP TIME	DIFF	MPH	TIME OF DAY
1 -	1:13.300	9.446	59.32	13:13:47.975
2 -	1:04.313	0.459	67.61	13:14:52.288
3 -	1:03.854 (1)		68.10	13:15:56.142
4 -	1:04.114 (2)	0.260	67.82	13:17:00.256
5 -	1:04.198	0.344	67.73	13:18:04.454
6 -	1:04.138 (3)	0.284	67.80	13:19:08.592

P6 18 Stuart BLISS				
LAP	LAP TIME	DIFF	MPH	TIME OF DAY
1 -	1:13.724	9.893	58.98	13:13:48.399
2 -	1:04.157	0.326	67.78	13:14:52.556
3 -	1:04.010 (3)	0.179	67.93	13:15:56.566
4 -	1:03.831 (1)		68.12	13:17:00.397
5 -	1:04.383	0.552	67.54	13:18:04.780
6 -	1:03.997 (2)	0.166	67.95	13:19:08.777

P7 11 Andrew DYER				
LAP	LAP TIME	DIFF	MPH	TIME OF DAY
1 -	1:13.920	9.644	58.82	13:13:48.595
2 -	1:05.307	1.031	66.58	13:14:53.902
3 -	1:04.276 (1)		67.65	13:15:58.178

DIFF = Difference To Personal Best Lap

4 -	1:05.340	1.064	66.55	13:17:03.518
5 -	1:04.552 (3)	0.276	67.36	13:18:08.070
6 -	1:04.485 (2)	0.209	67.43	13:19:12.555

P8 88 Richard SNUGGS				
LAP	LAP TIME	DIFF	MPH	TIME OF DAY
1 -	1:14.588	10.483	58.30	13:13:49.263
2 -	1:05.356	1.251	66.53	13:14:54.619
3 -	1:04.105 (1)		67.83	13:15:58.724
4 -	1:04.824	0.719	67.08	13:17:03.548
5 -	1:04.746 (3)	0.641	67.16	13:18:08.294
6 -	1:04.460 (2)	0.355	67.46	13:19:12.754

P9 63 Duncan STONE				
LAP	LAP TIME	DIFF	MPH	TIME OF DAY
1 -	1:15.293	10.913	57.75	13:13:49.968
2 -	1:04.965	0.585	66.93	13:14:54.933
3 -	1:04.380 (1)		67.54	13:15:59.313
4 -	1:04.510 (2)	0.130	67.40	13:17:03.823
5 -	1:04.653	0.273	67.26	13:18:08.476
6 -	1:04.587 (3)	0.207	67.32	13:19:13.063

P10 30 Adam REYNOLDS				
LAP	LAP TIME	DIFF	MPH	TIME OF DAY
1 -	1:14.084	9.604	58.69	13:13:48.759
2 -	1:06.489	2.009	65.40	13:14:55.248
3 -	1:04.480 (1)		67.44	13:15:59.728
4 -	1:04.602 (3)	0.122	67.31	13:17:04.330
5 -	1:04.507 (2)	0.027	67.41	13:18:08.837
6 -	1:04.630	0.150	67.28	13:19:13.467

P11 221 Charles MACKENZIE				
LAP	LAP TIME	DIFF	MPH	TIME OF DAY
1 -	1:15.063	11.117	57.93	13:13:49.738
2 -	1:06.244	2.298	65.64	13:14:55.982
3 -	1:04.039 (2)	0.093	67.90	13:16:00.021
4 -	1:05.337	1.391	66.55	13:17:05.358
5 -	1:04.581 (3)	0.635	67.33	13:18:09.939
6 -	1:03.946 (1)		68.00	13:19:13.885

P12 23 Joe MOSS				
LAP	LAP TIME	DIFF	MPH	TIME OF DAY
1 -	1:15.807	11.898	57.36	13:13:50.482
2 -	1:05.834	1.925	66.05	13:14:56.316
3 -	1:03.909 (1)		68.04	13:16:00.225
4 -	1:04.941 (3)	1.032	66.96	13:17:05.166
5 -	1:05.160	1.251	66.73	13:18:10.326
6 -	1:04.156 (2)	0.247	67.78	13:19:14.482

P13 210 Luis TORRES				
LAP	LAP TIME	DIFF	MPH	TIME OF DAY
1 -	1:16.836	12.554	56.59	13:13:51.511
2 -	1:05.302	1.020	66.59	13:14:56.813
3 -	1:04.988 (3)	0.706	66.91	13:16:01.801
4 -	1:05.128	0.846	66.77	13:17:06.929
5 -	1:04.879 (2)	0.597	67.02	13:18:11.808
6 -	1:04.282 (1)		67.64	13:19:16.090

Nankang Tyre CityCar Cup Championship

RACE 2 - LAP ANALYSIS

DIFF = Difference To Personal Best Lap

P14 133 William PAYNE				
LAP	LAP TIME	DIFF	MPH	TIME OF DAY
1 -	1:16.039	10.879	57.18	13:13:50.714
2 -	1:05.733	0.573	66.15	13:14:56.447
3 -	1:05.160 (1)		66.73	13:16:01.607
4 -	1:05.505 (2)	0.345	66.38	13:17:07.112
5 -	1:05.647	0.487	66.24	13:18:12.759
6 -	1:05.620 (3)	0.460	66.26	13:19:18.379

P15 53 John BOOTH				
LAP	LAP TIME	DIFF	MPH	TIME OF DAY
1 -	1:16.403	11.032	56.91	13:13:51.078
2 -	1:05.536	0.165	66.35	13:14:56.614
3 -	1:05.473 (2)	0.102	66.41	13:16:02.087
4 -	1:05.371 (1)		66.52	13:17:07.458
5 -	1:05.502 (3)	0.131	66.38	13:18:12.960
6 -	1:05.550	0.179	66.34	13:19:18.510

P16 72 Haydn PAYNE				
LAP	LAP TIME	DIFF	MPH	TIME OF DAY
1 -	1:17.643	13.096	56.00	13:13:52.318
2 -	1:05.848	1.301	66.04	13:14:58.166
3 -	1:04.547 (1)		67.37	13:16:02.713
4 -	1:05.215 (2)	0.668	66.68	13:17:07.928
5 -	1:05.306 (3)	0.759	66.58	13:18:13.234
6 -	1:05.554	1.007	66.33	13:19:18.788

P17 46 Craig FLYNN				
LAP	LAP TIME	DIFF	MPH	TIME OF DAY
1 -	1:18.462	14.107	55.42	13:13:53.137
2 -	1:05.538	1.183	66.35	13:14:58.675
3 -	1:04.355 (1)		67.57	13:16:03.030
4 -	1:06.412	2.057	65.47	13:17:09.442
5 -	1:04.874 (2)	0.519	67.03	13:18:14.316
6 -	1:05.010 (3)	0.655	66.89	13:19:19.326

P18 174 Emilia VINCENT				
LAP	LAP TIME	DIFF	MPH	TIME OF DAY
1 -	1:17.512	12.266	56.10	13:13:52.187
2 -	1:05.417 (3)	0.171	66.47	13:14:57.604
3 -	1:05.246 (1)		66.64	13:16:02.850
4 -	1:05.712	0.466	66.17	13:17:08.562
5 -	1:05.546	0.300	66.34	13:18:14.108
6 -	1:05.368 (2)	0.122	66.52	13:19:19.476

P19 310 John NICHOLSON				
LAP	LAP TIME	DIFF	MPH	TIME OF DAY
1 -	1:17.864	13.194	55.84	13:13:52.539
2 -	1:06.426	1.756	65.46	13:14:58.965
3 -	1:05.551	0.881	66.33	13:16:04.516
4 -	1:05.370 (3)	0.700	66.52	13:17:09.886
5 -	1:04.670 (1)		67.24	13:18:14.556
6 -	1:04.948 (2)	0.278	66.95	13:19:19.504

P20 14 Dominic FLETCHER				
LAP	LAP TIME	DIFF	MPH	TIME OF DAY
1 -	1:18.320	13.224	55.52	13:13:52.995
2 -	1:05.953	0.857	65.93	13:14:58.948
3 -	1:05.096 (1)		66.80	13:16:04.044

DIFF = Difference To Personal Best Lap

4 -	1:06.446	1.350	65.44	13:17:10.490
5 -	1:05.291 (3)	0.195	66.60	13:18:15.781
6 -	1:05.135 (2)	0.039	66.76	13:19:20.916

P21 73 Andrew PAYNE				
LAP	LAP TIME	DIFF	MPH	TIME OF DAY
1 -	1:19.843	14.740	54.46	13:13:54.518
2 -	1:05.846	0.743	66.04	13:15:00.364
3 -	1:05.415 (3)	0.312	66.47	13:16:05.779
4 -	1:05.144 (2)	0.041	66.75	13:17:10.923
5 -	1:05.103 (1)		66.79	13:18:16.026
6 -	1:05.464	0.361	66.42	13:19:21.490

P22 41 Alex FODEN				
LAP	LAP TIME	DIFF	MPH	TIME OF DAY
1 -	1:18.671	13.868	55.27	13:13:53.346
2 -	1:06.221	1.418	65.66	13:14:59.567
3 -	1:05.499 (2)	0.696	66.39	13:16:05.066
4 -	1:06.380	1.577	65.51	13:17:11.446
5 -	1:04.803 (1)		67.10	13:18:16.249
6 -	1:05.691 (3)	0.888	66.19	13:19:21.940

P23 115 Bradley PORTER				
LAP	LAP TIME	DIFF	MPH	TIME OF DAY
1 -	1:20.580	15.520	53.96	13:13:55.255
2 -	1:05.920	0.860	65.96	13:15:01.175
3 -	1:05.226 (3)	0.166	66.66	13:16:06.401
4 -	1:05.178 (2)	0.118	66.71	13:17:11.579
5 -	1:05.060 (1)		66.83	13:18:16.639
6 -	1:05.766	0.706	66.12	13:19:22.405

P24 43 Will HOPKINS				
LAP	LAP TIME	DIFF	MPH	TIME OF DAY
1 -	1:19.426	14.012	54.74	13:13:54.101
2 -	1:06.662	1.248	65.23	13:15:00.763
3 -	1:06.951	1.537	64.95	13:16:07.714
4 -	1:05.414 (1)		66.47	13:17:13.128
5 -	1:05.619 (2)	0.205	66.27	13:18:18.747
6 -	1:06.084 (3)	0.670	65.80	13:19:24.831

P25 101 Peter BOWER				
LAP	LAP TIME	DIFF	MPH	TIME OF DAY
1 -	1:21.263	15.551	53.51	13:13:55.938
2 -	1:06.309	0.597	65.58	13:15:02.247
3 -	1:05.771 (2)	0.059	66.11	13:16:08.018
4 -	1:06.360	0.648	65.53	13:17:14.378
5 -	1:05.712 (1)		66.17	13:18:20.090
6 -	1:06.203 (3)	0.491	65.68	13:19:26.293

P26 36 Prem GHINDE				
LAP	LAP TIME	DIFF	MPH	TIME OF DAY
1 -	1:20.316	14.527	54.14	13:13:54.991
2 -	1:07.757	1.968	64.17	13:15:02.748
3 -	1:05.789 (1)		66.09	13:16:08.537
4 -	1:06.054 (2)	0.265	65.83	13:17:14.591
5 -	1:06.449	0.660	65.44	13:18:21.040
6 -	1:06.352 (3)	0.563	65.53	13:19:27.392

Nankang Tyre CityCar Cup Championship

RACE 2 - LAP ANALYSIS

DIFF = Difference To Personal Best Lap

P27 64 Bob BANNISTER				
LAP	LAP TIME	DIFF	MPH	TIME OF DAY
1 -	1:21.793	16.666	53.16	13:13:56.468
2 -	1:07.530	2.403	64.39	13:15:03.998
3 -	1:05.945 (3)	0.818	65.94	13:16:09.943
4 -	1:05.127 (1)		66.77	13:17:15.070
5 -	1:05.937 (2)	0.810	65.95	13:18:21.007
6 -	1:06.865	1.738	65.03	13:19:27.872

P28 17 Harvey BLAKE-JONES				
LAP	LAP TIME	DIFF	MPH	TIME OF DAY
1 -	1:22.396	16.825	52.77	13:13:57.071
2 -	1:07.233	1.662	64.67	13:15:04.304
3 -	1:06.001 (2)	0.430	65.88	13:16:10.305
4 -	1:06.314	0.743	65.57	13:17:16.619
5 -	1:05.571 (1)		66.31	13:18:22.190
6 -	1:06.173 (3)	0.602	65.71	13:19:28.363

P29 22 Joe MILLER				
LAP	LAP TIME	DIFF	MPH	TIME OF DAY
1 -	1:23.129	17.572	52.31	13:13:57.804
2 -	1:06.865	1.308	65.03	13:15:04.669
3 -	1:05.953 (3)	0.396	65.93	13:16:10.622
4 -	1:07.062	1.505	64.84	13:17:17.684
5 -	1:05.647 (2)	0.090	66.24	13:18:23.331
6 -	1:05.557 (1)		66.33	13:19:28.888

P30 97 Alistair MEIRING				
LAP	LAP TIME	DIFF	MPH	TIME OF DAY
1 -	1:22.377	16.957	52.78	13:13:57.052
2 -	1:06.464 (3)	1.044	65.42	13:15:03.516
3 -	1:07.080	1.660	64.82	13:16:10.596
4 -	1:07.669	2.249	64.26	13:17:18.265
5 -	1:05.666 (2)	0.246	66.22	13:18:23.931
6 -	1:05.420 (1)		66.47	13:19:29.351

P31 27 Joshua JACKSON				
LAP	LAP TIME	DIFF	MPH	TIME OF DAY
1 -	1:14.238	10.303	58.57	13:13:48.913
2 -	1:05.363	1.428	66.53	13:14:54.276
3 -	1:03.936 (2)	0.001	68.01	13:15:58.212
4 -	1:03.935 (1)		68.01	13:17:02.147
5 -	1:04.390 (3)	0.455	67.53	13:18:06.537
6 -	1:33.643	29.708	46.43	13:19:40.180

Nankang Tyre CityCar Cup Championship

RACE 2 - STATISTICS

Competitors Started 31
Planned Start 2023-08-19 @ 13:01:00.000
Actual Start 2023-08-19 @ 13:12:34.674
Finish Time 2023-08-19 @ 13:19:02.355
Track Length 1.2079mi.
Total Laps 186
Total Distance Covered 224.6778mi.

Session Fastest Lap History

NO	CL	NAME	LAP TIME	TIME OF DAY	LAP	VEHICLE
3		Elliot LETTIS	1:11.660	13:13:46.353	1	Peugeot 107
3		Elliot LETTIS	1:03.747	13:14:50.100	2	Peugeot 107
57	SMC	Jack WHEELER	1:03.430	13:14:50.844	2	Citroen C1
3		Elliot LETTIS	1:03.360	13:18:00.708	5	Peugeot 107

Session Leader History

NO	CL	NAME	FROM LAP	LAPS LED	DISTANCE	VEHICLE
3		Elliot LETTIS	1	6	7.24 miles	Peugeot 107

Flag History

TYPE	TIME OF DAY
GREEN	13:12:34.674
FINISH	13:19:02.355

Flag Statistics

TYPE	COUNT	TOTAL LAPS	TOTAL TIME
Green	1	6	7:09.903
Red	0	0	0.000
Safety Car	0	0	0.000
FCY	0	0	0.000

Nankang Tyre CityCar Cup Championship

RACE 2 - STATISTICS

CLASS :

16 Starters

Fastest Lap History

NO	NAME	LAP TIME	TIME OF DAY	LAP	VEHICLE
3	Elliot LETTIS	1:11.660	13:13:46.353	1	Peugeot 107
3	Elliot LETTIS	1:03.747	13:14:50.100	2	Peugeot 107
3	Elliot LETTIS	1:03.626	13:15:53.726	3	Peugeot 107
3	Elliot LETTIS	1:03.623	13:16:57.348	4	Peugeot 107
3	Elliot LETTIS	1:03.360	13:18:00.708	5	Peugeot 107

Leader History

NO	NAME	FROM LAP	LAPS LED	DISTANCE	VEHICLE
3	Elliot LETTIS	1	6	7.24 miles	Peugeot 107

Nankang Tyre CityCar Cup Championship

RACE 2 - STATISTICS

CLASS : NOV

9 Starters

Fastest Lap History

NO	NAME	LAP TIME	TIME OF DAY	LAP	VEHICLE
27	Joshua JACKSON	1:14.238	13:13:48.841	1	Citroen C1
27	Joshua JACKSON	1:05.363	13:14:54.291	2	Citroen C1
210	Luis TORRES	1:05.302	13:14:56.744	2	Citroen C1
27	Joshua JACKSON	1:03.936	13:15:58.212	3	Citroen C1
23	Joe MOSS	1:03.909	13:16:00.242	3	Citroen C1

Leader History

NO	NAME	FROM LAP	LAPS LED	DISTANCE	VEHICLE
27	Joshua JACKSON	1	5	6.03 miles	Citroen C1
23	Joe MOSS	6	1	1.20 miles	Citroen C1

Nankang Tyre CityCar Cup Championship

RACE 2 - STATISTICS

CLASS : SMC

5 Starters

Fastest Lap History

NO	NAME	LAP TIME	TIME OF DAY	LAP	VEHICLE
57	Jack WHEELER	1:12.722	13:13:47.414	1	Citroen C1
57	Jack WHEELER	1:03.430	13:14:50.844	2	Citroen C1

Leader History

NO	NAME	FROM LAP	LAPS LED	DISTANCE	VEHICLE
57	Jack WHEELER	1	6	7.24 miles	Citroen C1

Nankang Tyre CityCar Cup Championship

RACE 2 - STATISTICS

CLASS : SMC (N)

1 Starters

Fastest Lap History

NO	NAME	LAP TIME	TIME OF DAY	LAP	VEHICLE
72	Haydn PAYNE	1:17.643	13:13:52.331	1	Toyota Aygo
72	Haydn PAYNE	1:05.848	13:14:58.179	2	Toyota Aygo
72	Haydn PAYNE	1:04.547	13:16:02.726	3	Toyota Aygo

Leader History


NO	NAME	FROM LAP	LAPS LED	DISTANCE	VEHICLE
72	Haydn PAYNE	1	6	7.24 miles	Toyota Aygo

Nankang Tyre CityCar Cup Championship

RACE 7 - GRID (15 minutes)

ROW 17	33	5 David WILLIAMS	34	12 Arthur SIMONDET	
ROW 16		31	27 Joshua JACKSON	32	99 Benjamin BASTOW
ROW 15	29	22 Joe MILLER	30	97 Alistair MEIRING	
ROW 14		27	64 Bob BANNISTER	28	17 Harvey BLAKE-JONES
ROW 13	25	101 Peter BOWER	26	36 Prem GHINDE	
ROW 12		23	115 Bradley PORTER	24	43 Will HOPKINS
ROW 11	21	73 Andrew PAYNE	22	41 Alex FODEN	
ROW 10		19	310 John NICHOLSON	20	14 Dominic FLETCHER
ROW 9	17	46 Craig FLYNN	18	174 Emilia VINCENT	
ROW 8		15	53 John BOOTH	16	72 Haydn PAYNE
ROW 7	13	210 Luis TORRES	14	133 William PAYNE	
ROW 6		11	221 Charles MACKENZIE	12	23 Joe MOSS
ROW 5	9	63 Duncan STONE	10	30 Adam REYNOLDS	
ROW 4		7	11 Andrew DYER	8	88 Richard SNUGGS
ROW 3	5	21 Christopher MACKENZIE	6	18 Stuart BLISS	
ROW 2		3	65 Richard JEPP	4	91 Liam BROWNING
ROW 1	1	3 Elliot LETTIS	2	57 Jack WHEELER	

Pole



Reverse Cars 111 and 42

Brands Hatch Indy: 1.2079 miles

These results are provisional until the conclusion of any judicial and technical matters.

Clerk Of Course : Rob Briggs	Stewards :	Timekeeper : Lisa Sneider
------------------------------	------------	---------------------------

Results can be found at www.tsl-timing.com

Printed - 13:23 Saturday, 19 August 2023

Nankang Tyre CityCar Cup Championship

RACE 7 - CLASSIFICATION - AMENDED

POS	NO	CL	PIC NAME	ENTRY	LAPS	TIME	GAP	DIFF	MPH	BEST	ON
1	3		1 Elliot LETTIS	Peugeot 107	11	15:40.922			50.83	1:03.617	3
2	57	SMC	1 Jack WHEELER	Citroen C1	11	15:41.795	0.873	0.873	50.79	1:03.706	3
3	18		2 Stuart BLISS	Toyota Aygo	11	15:41.994	1.072	0.199	50.78	1:03.481	2
4	65	SMC	2 Richard JEPPI	Peugeot 107	11	15:42.826	1.904	0.832	50.73	1:04.026	3
5	23	NOV	1 Joe MOSS	Citroen C1	11	15:43.531	2.609	0.705	50.69	1:04.091	3
6	88		3 Richard SNUGGS	Citroen C1	11	15:43.873	2.951	0.342	50.67	1:04.530	3
7	133		4 William PAYNE	Citroen C1	11	15:44.695	3.773	0.822	50.63	1:04.584	3
8	210	NOV	2 Luis TORRES	Citroen C1	11	15:46.366	5.444	1.671	50.54	1:04.706	3
9	30		5 Adam REYNOLDS	Peugeot 107	11	15:47.390	6.468	1.024	50.49	1:05.790	11
10	46		6 Craig FLYNN	Citroen C1	11	15:47.683	6.761	0.293	50.47	1:04.956	3
11	14		7 Dominic FLETCHER	Citroen C1	11	15:48.210	7.288	0.527	50.44	1:05.290	2
12	115		8 Bradley PORTER	Citroen C1	11	15:48.409	7.487	0.199	50.43	1:05.138	2
13	72	SMC (N)	1 Haydn PAYNE	Toyota Aygo	11	15:48.662	7.740	0.253	50.42	1:05.717	2
14	310		9 John NICHOLSON	Peugeot 107	11	15:48.922	8.000	0.260	50.40	1:04.782	11
15	174	SMC	3 Emilia VINCENT	Toyota Aygo	11	15:49.625	8.703	0.703	50.37	1:05.106	11
16	41	NOV	3 Alex FODEN	Citroen C1	11	15:50.196	9.274	0.571	50.34	1:05.283	11
17	73		10 Andrew PAYNE	Peugeot 107	11	15:50.713	9.791	0.517	50.31	1:05.351	11
18	101	NOV	4 Peter BOWER	Peugeot 107	11	15:52.031	11.109	1.318	50.24	1:05.646	11
19	27	NOV	5 Joshua JACKSON	Citroen C1	11	15:52.888	11.966	0.857	50.19	1:05.111	11
20	43	NOV	6 Will HOPKINS	Citroen C1	11	15:53.207	12.285	0.319	50.18	1:05.971	11
21	64		11 Bob BANNISTER	Toyota Aygo	11	15:57.032	16.110	3.825	49.98	1:06.322	11
22	17	NOV	7 Harvey BLAKE-JONES	Citroen C1	11	15:57.526	16.604	0.494	49.95	1:05.606	11
23	36	NOV	8 Prem GHINDE	Citroen C1	11	15:58.075	17.153	0.549	49.92	1:05.849	11
24	12	SMC (N)	2 Arthur SIMONDET	Citroen C1	11	15:59.780	18.858	1.705	49.83	1:06.236	11
25	22		12 Joe MILLER	Citroen C1	11	16:03.731	22.809	3.951	49.63	1:07.338	2
26	97	NOV	9 Alistair MEIRING	Citroen C1	11	16:04.571	23.649	0.840	49.59	1:06.476	2
27	5	NOV	10 David WILLIAMS	Citroen C1	11	16:05.491	24.569	0.920	49.54	1:07.866	2
28	42		13 Jason DEANE	Citroen C1	11	16:05.873	24.951	0.382	49.52	1:07.351	2
29	99		14 Benjamin BASTOW	Citroen C1	11	16:12.238	31.316	6.365	49.20	1:06.548	2

NOT CLASSIFIED

DNF	221		Charles MACKENZIE	Citroen C1	8	11:53.321	3 Laps	3 Laps	48.77	1:04.240	2
DNF	53		John BOOTH	Citroen C1	2	2:21.198	9 Laps	6 Laps	61.59	1:04.958	2
DNF	11	SMC	Andrew DYER	Citroen C1	0						
DNF	63		Duncan STONE	Citroen C1	0						
DNF	91	SMC	Liam BROWNING	Citroen C1	0						
DQ	21*		Christopher MACKENZIE	Citroen C1							

FASTEST LAP

18			Stuart BLISS	Toyota Aygo	2	1:03.481	68.50 mph	110.24 kph
57	SMC		Jack WHEELER	Citroen C1	3	1:03.706	68.26 mph	109.85 kph
23	NOV		Joe MOSS	Citroen C1	3	1:04.091	67.85 mph	109.19 kph
72	SMC (N)		Haydn PAYNE	Toyota Aygo	2	1:05.717	66.17 mph	106.49 kph

Car 42 - STILL NO Working transponder

Car 21 - Disqualified from result for causing a collision ref Reg Q12.21.4

Race Distance: 11 Laps / 13.28 miles

Brands Hatch Indy: 1.2079 miles

Date: 20/08/2023 Start: 10:56 Finish: 11:12

Weather / Track : Bright / Dry

These results are provisional until the conclusion of any judicial and technical matters.

Clerk Of Course : Rob Briggs

Stewards :

Timekeeper : Lisa Sneider

Nankang Tyre CityCar Cup Championship

RACE 7 - LAP CHART

LAP 1 @ 10:57:48.608			LAP 2 @ 10:58:52.318			LAP 3 @ 10:59:55.935			LAP 4 @ 11:01:15.116			LAP 5 @ 11:03:02.183		
NO	BEHIND	LAP TIME	NO	BEHIND	LAP TIME	NO	BEHIND	LAP TIME	NO	BEHIND	LAP TIME	NO	BEHIND	LAP TIME
3		1:11.980	3		1:03.710	3		1:03.617	3		1:19.181	3		1:47.067
57	0.711	1:12.691	57	0.842	1:03.841	57	0.931	1:03.706	57	0.812	1:19.062	57	1.298	1:47.553
18	1.237	1:13.217	18	1.008	1:03.481	18	1.172	1:03.781	18	1.330	1:19.339	18	1.966	1:47.703
65	1.249	1:13.229	65	1.929	1:04.390	65	2.338	1:04.026	65	2.008	1:18.851	65	2.766	1:47.825
21	1.966	1:13.946	21	2.616	1:04.360	21	2.877	1:03.878	21	2.885	1:19.189	21	3.538	1:47.720
88	2.303	1:14.283	23	3.403	1:04.624	23	3.877	1:04.091	23	3.931	1:19.235	23	4.550	1:47.686
23	2.489	1:14.469	88	3.858	1:05.265	88	4.771	1:04.530	88	4.518	1:18.928	88	5.414	1:47.963
133	3.367	1:15.347	133	4.314	1:04.657	133	5.281	1:04.584	133	4.920	1:18.820	133	6.034	1:48.181
30	4.114	1:16.094	53	5.508	1:04.958	221	7.730	1:05.425	221	5.525	1:16.976	221	6.817	1:48.359
53	4.260	1:16.240	221	5.922	1:04.240	210	8.422	1:04.706	210	6.281	1:17.040	210	8.114	1:48.900
221	5.392	1:17.372	30	6.377	1:05.973	30	8.669	1:05.909	30	7.988	1:18.500	30	8.789	1:47.868
210	5.660	1:17.640	210	7.333	1:05.383	46	9.128	1:04.956	46	8.339	1:18.392	46	9.608	1:48.336
72	5.911	1:17.891	46	7.789	1:05.392	14	9.984	1:05.528	14	9.120	1:18.317	14	10.492	1:48.439
46	6.107	1:18.087	72	7.918	1:05.717	72	10.657	1:06.356	72	10.057	1:18.581	72	11.821	1:48.831
14	6.493	1:18.473	14	8.073	1:05.290	115	11.107	1:06.231	115	10.748	1:18.822	115	12.315	1:48.634
310	6.647	1:18.627	115	8.493	1:05.138	310	12.007	1:06.894	310	12.357	1:19.531	310	13.480	1:48.190
174	6.854	1:18.834	310	8.730	1:05.793	174	12.385	1:06.480	174	12.840	1:19.636	174	14.013	1:48.240
115	7.065	1:19.045	174	9.522	1:06.378	41	13.072	1:06.866	41	13.812	1:19.921	41	15.054	1:48.309
41	7.400	1:19.380	41	9.823	1:06.133	73	13.690	1:07.158	73	14.139	1:19.630	73	15.634	1:48.562
73	8.014	1:19.994	73	10.149	1:05.845	101	15.003	1:07.078	101	15.432	1:19.610	101	16.719	1:48.354
101	8.685	1:20.665	101	11.542	1:06.567	43	16.151	1:07.842	43	17.416	1:20.446	43	17.883	1:47.534
43	8.850	1:20.830	43	11.926	1:06.786	27	16.768	1:07.463	27	18.360	1:20.773	27	18.717	1:47.424
97	9.726	1:21.706	97	12.492	1:06.476	97	17.288	1:08.413	97	19.680	1:21.573	97	19.278	1:46.665
64	9.936	1:21.916	64	12.794	1:06.568	99	18.460	1:08.957	99	20.278	1:20.999	99	20.677	1:47.466
99	10.282	1:22.262	27	12.922	1:05.939	64	19.048	1:09.871	64	21.494	1:21.627	64	21.568	1:47.141
27	10.693	1:22.673	99	13.120	1:06.548	17	19.398	1:08.969	17	22.821	1:22.604	17	22.046	1:46.292
17	10.829	1:22.809	17	14.046	1:06.927	36	19.978	1:09.252	36	23.848	1:23.051	36	23.457	1:46.676
12	11.402	1:23.382	36	14.343	1:06.524	12	20.464	1:08.997	12	24.362	1:23.079	12	23.973	1:46.678
36	11.529	1:23.509	12	15.084	1:07.392	5	21.580	1:09.237	5	25.241	1:22.842	5	24.531	1:46.357
5	11.804	1:23.784	5	15.960	1:07.866	22	22.451	1:09.536	22	26.161	1:22.891	22	25.971	1:46.877
22	12.904	1:24.884	22	16.532	1:07.338	42	23.789	1:10.324	42	26.839	1:22.231	42	26.695	1:46.922
42	13.441	1:25.421	42	17.082	1:07.351									

Nankang Tyre CityCar Cup Championship

RACE 7 - LAP CHART

LAP 6 @ 11:04:52.887			LAP 7 @ 11:06:38.618			LAP 8 @ 11:08:21.945			LAP 9 @ 11:09:54.028			LAP 10 @ 11:11:13.876		
NO	BEHIND	LAP TIME	NO	BEHIND	LAP TIME	NO	BEHIND	LAP TIME	NO	BEHIND	LAP TIME	NO	BEHIND	LAP TIME
3		1:50.704	3		1:45.731	3		1:43.327	3		1:32.083	3		1:19.848
57	1.149	1:50.555	57	1.274	1:45.856	57	1.254	1:43.307	57	0.804	1:31.633	57	0.430	1:19.474
18	1.776	1:50.514	18	1.928	1:45.883	18	1.940	1:43.339	18	1.238	1:31.381	18	0.565	1:19.175
65	2.471	1:50.409	65	2.711	1:45.971	65	2.610	1:43.226	65	1.633	1:31.106	65	0.914	1:19.129
21	3.263	1:50.429	21	3.247	1:45.715	21	3.417	1:43.497	21	2.224	1:30.890	21	1.274	1:18.898
23	4.347	1:50.501	23	4.530	1:45.914	23	4.300	1:43.097	23	3.005	1:30.788	23	1.487	1:18.330
88	5.117	1:50.407	88	5.282	1:45.896	88	4.787	1:42.832	88	3.775	1:31.071	88	2.016	1:18.089
133	5.719	1:50.389	133	6.181	1:46.193	133	5.272	1:42.418	133	4.284	1:31.095	133	2.370	1:17.934
221	6.284	1:50.171	221	6.955	1:46.402	221	8.004	1:44.376	210	5.506	1:29.103	210	4.213	1:18.555
210	7.345	1:49.935	210	8.079	1:46.465	210	8.486	1:43.734	30	5.997	1:29.178	30	4.352	1:18.203
30	7.961	1:49.876	30	8.982	1:46.752	30	8.902	1:43.247	46	6.595	1:29.334	46	4.663	1:17.916
46	9.753	1:50.849	46	9.870	1:45.848	46	9.344	1:42.801	14	7.473	1:29.395	14	5.053	1:17.428
14	11.023	1:51.235	14	11.568	1:46.276	14	10.161	1:41.920	72	8.368	1:29.397	72	5.452	1:16.932
72	11.943	1:50.826	72	12.438	1:46.226	72	11.054	1:41.943	115	9.533	1:29.925	115	5.937	1:16.252
115	12.480	1:50.869	115	13.783	1:47.034	115	11.691	1:41.235	310	10.331	1:30.193	310	6.892	1:16.409
310	13.637	1:50.861	310	14.771	1:46.865	310	12.221	1:40.777	174	10.812	1:30.107	174	7.271	1:16.307
174	14.666	1:51.357	174	15.513	1:46.578	174	12.788	1:40.602	41	11.875	1:30.416	41	7.665	1:15.638
41	15.612	1:51.262	41	16.494	1:46.613	41	13.542	1:40.375	73	12.415	1:30.455	73	8.114	1:15.547
73	16.416	1:51.486	73	16.998	1:46.313	73	14.043	1:40.372	101	13.486	1:30.523	101	9.137	1:15.499
101	17.649	1:51.634	101	17.975	1:46.057	101	15.046	1:40.398	43	14.534	1:30.393	43	9.988	1:15.302
43	20.175	1:52.996	43	19.226	1:44.782	43	16.224	1:40.325	27	15.487	1:30.406	27	10.529	1:14.890
27	21.535	1:53.522	27	20.231	1:44.427	27	17.164	1:40.260	97	15.998	1:30.269	97	12.096	1:15.946
97	22.181	1:53.607	97	20.724	1:44.274	97	17.812	1:40.415	99	17.001	1:29.791	99	12.280	1:15.127
99	22.931	1:52.958	99	21.817	1:44.617	99	19.293	1:40.803	64	17.982	1:29.696	64	13.462	1:15.328
64	23.951	1:53.087	64	22.712	1:44.492	64	20.369	1:40.984	17	19.079	1:30.096	17	14.672	1:15.441
17	24.631	1:53.289	17	23.443	1:44.543	17	21.066	1:40.950	36	20.022	1:29.576	36	14.978	1:14.804
36	25.744	1:52.991	36	24.908	1:44.895	36	22.529	1:40.948	12	20.937	1:29.245	12	16.296	1:15.207
12	26.372	1:53.103	12	25.669	1:45.028	12	23.775	1:41.433	5	21.618	1:27.507	5	18.363	1:16.593
5	27.122	1:53.295	5	26.550	1:45.159	5	26.194	1:42.971	22	22.650	1:26.223	22	18.979	1:16.177
22	28.420	1:53.153	22	27.707	1:45.018	22	28.510	1:44.130	42	22.789	1:24.706	42	19.686	1:16.745
42	29.619	1:53.628	42	29.088	1:45.200	42	30.166	1:44.405						

Nankang Tyre CityCar Cup Championship

RACE 7 - LAP CHART

LAP 11 @ 11:12:17.550

NO	BEHIND	LAP TIME
3		1:03.674
57	0.873	1:04.117
18	1.072	1:04.181
65	1.904	1:04.664
21	2.184	1:04.584
23	2.609	1:04.796
88	2.951	1:04.609
133	3.773	1:05.077
210	5.444	1:04.905
30	6.468	1:05.790
46	6.761	1:05.772
14	7.288	1:05.909
115	7.487	1:05.224
72	7.740	1:05.962
310	8.000	1:04.782
174	8.703	1:05.106
41	9.274	1:05.283
73	9.791	1:05.351
101	11.109	1:05.646
27	11.966	1:05.111
43	12.285	1:05.971
64	16.110	1:06.322
17	16.604	1:05.606
36	17.153	1:05.849
12	18.858	1:06.236
22	22.809	1:07.504
97	23.649	1:15.227
5	24.569	1:09.880
42	24.951	1:08.939
99	31.316	1:22.710

Nankang Tyre CityCar Cup Championship

RACE 7 - POSITION CHART

No	Name	Lap Pos	Lap										
			1	2	3	4	5	6	7	8	9	10	11
3	LETTIS	1	3	3	3	3	3	3	3	3	3	3	3
133	PAYNE	2	57	57	57	57	57	57	57	57	57	57	57
310	NICHOLSON	3	18	18	18	18	18	18	18	18	18	18	18
53	BOOTH	4	65	65	65	65	65	65	65	65	65	65	65
30	REYNOLDS	5	21	21	21	21	21	21	21	21	21	21	21
64	BANNISTER	6	88	23	23	23	23	23	23	23	23	23	23
63	STONE	7	23	88	88	88	88	88	88	88	88	88	88
221	MACKENZIE	8	133	133	133	133	133	133	133	133	133	133	133
99	BASTOW	9	30	53	221	221	221	221	221	221	210	210	210
46	FLYNN	10	53	221	210	210	210	210	210	210	30	30	30
88	SNUGGS	11	221	30	30	30	30	30	30	30	46	46	46
14	FLETCHER	12	210	210	46	46	46	46	46	46	14	14	14
21	MACKENZIE	13	72	46	14	14	14	14	14	14	72	72	115
115	PORTER	14	46	72	72	72	72	72	72	72	115	115	72
22	MILLER	15	14	14	115	115	115	115	115	115	310	310	310
18	BLISS	16	310	115	310	310	310	310	310	310	174	174	174
73	PAYNE	17	174	310	174	174	174	174	174	174	41	41	41
42	DEANE	18	115	174	41	41	41	41	41	41	73	73	73
210	TORRES	19	41	41	73	73	73	73	73	73	101	101	101
43	HOPKINS	20	73	73	101	101	101	101	101	101	43	43	27
27	JACKSON	21	101	101	43	43	43	43	43	43	27	27	43
41	FODEN	22	43	43	27	27	27	27	27	27	97	97	64
23	MOSS	23	97	97	97	97	97	97	97	97	99	99	17
97	MEIRING	24	64	64	99	99	99	99	99	99	64	64	36
36	GHINDE	25	99	27	64	64	64	64	64	64	17	17	12
101	BOWER	26	27	99	17	17	17	17	17	17	36	36	22
17	BLAKE-JONES	27	17	17	36	36	36	36	36	36	12	12	97
5	WILLIAMS	28	12	36	12	12	12	12	12	12	5	5	5
91	BROWNING	29	36	12	5	5	5	5	5	5	22	22	42
174	VINCENT	30	5	5	22	22	22	22	22	22	42	42	99
65	JEPP	31	22	22	42	42	42	42	42	42			
57	WHEELER	32	42	42									
11	DYER	33											
12	SIMONDET	34											
72	PAYNE	35											

Nankang Tyre CityCar Cup Championship

RACE 7 - LAP ANALYSIS

DIFF = Difference To Personal Best Lap

P1 3 Elliot LETTIS				
LAP	LAP TIME	DIFF	MPH	TIME OF DAY
1 -	1:11.980	8.363	60.41	10:57:48.608
2 -	1:03.710 (3)	0.093	68.25	10:58:52.318
3 -	1:03.617 (1)		68.35	10:59:55.935
4 -	1:19.181	15.564	54.91	11:01:15.116
5 -	1:47.067	43.450	40.61	11:03:02.183
6 -	1:50.704	47.087	39.28	11:04:52.887
7 -	1:45.731	42.114	41.12	11:06:38.618
8 -	1:43.327	39.710	42.08	11:08:21.945
9 -	1:32.083	28.466	47.22	11:09:54.028
10 -	1:19.848	16.231	54.46	11:11:13.876
11 -	1:03.674 (2)	0.057	68.29	11:12:17.550

P2 57 Jack WHEELER				
LAP	LAP TIME	DIFF	MPH	TIME OF DAY
1 -	1:12.691	8.985	59.82	10:57:49.319
2 -	1:03.841 (2)	0.135	68.11	10:58:53.160
3 -	1:03.706 (1)		68.26	10:59:56.866
4 -	1:19.062	15.356	55.00	11:01:15.928
5 -	1:47.553	43.847	40.43	11:03:03.481
6 -	1:50.555	46.849	39.33	11:04:54.036
7 -	1:45.856	42.150	41.08	11:06:39.892
8 -	1:43.307	39.601	42.09	11:08:23.199
9 -	1:31.633	27.927	47.45	11:09:54.832
10 -	1:19.474	15.768	54.71	11:11:14.306
11 -	1:04.117 (3)	0.411	67.82	11:12:18.423

P3 18 Stuart BLISS				
LAP	LAP TIME	DIFF	MPH	TIME OF DAY
1 -	1:13.217	9.736	59.39	10:57:49.845
2 -	1:03.481 (1)		68.50	10:58:53.326
3 -	1:03.781 (2)	0.300	68.18	10:59:57.107
4 -	1:19.339	15.858	54.81	11:01:16.446
5 -	1:47.703	44.222	40.37	11:03:04.149
6 -	1:50.514	47.033	39.34	11:04:54.663
7 -	1:45.883	42.402	41.06	11:06:40.546
8 -	1:43.339	39.858	42.08	11:08:23.885
9 -	1:31.381	27.900	47.58	11:09:55.266
10 -	1:19.175	15.694	54.92	11:11:14.441
11 -	1:04.181 (3)	0.700	67.75	11:12:18.622

P4 65 Richard JEPPI				
LAP	LAP TIME	DIFF	MPH	TIME OF DAY
1 -	1:13.229	9.203	59.38	10:57:49.857
2 -	1:04.390 (2)	0.364	67.53	10:58:54.247
3 -	1:04.026 (1)		67.91	10:59:58.273
4 -	1:18.851	14.825	55.14	11:01:17.124
5 -	1:47.825	43.799	40.33	11:03:04.949
6 -	1:50.409	46.383	39.38	11:04:55.358
7 -	1:45.971	41.945	41.03	11:06:41.329
8 -	1:43.226	39.200	42.12	11:08:24.555
9 -	1:31.106	27.080	47.73	11:09:55.661
10 -	1:19.129	15.103	54.95	11:11:14.790
11 -	1:04.664 (3)	0.638	67.24	11:12:19.454

P5 21 Christopher MACKENZIE				
LAP	LAP TIME	DIFF	MPH	TIME OF DAY
1 -	1:13.946	10.068	58.80	10:57:50.574
2 -	1:04.360 (2)	0.482	67.56	10:58:54.934
3 -	1:03.878 (1)		68.07	10:59:58.812

DIFF = Difference To Personal Best Lap

4 -	1:19.189	15.311	54.91	11:01:18.001
5 -	1:47.720	43.842	40.36	11:03:05.721
6 -	1:50.429	46.551	39.37	11:04:56.150
7 -	1:45.715	41.837	41.13	11:06:41.865
8 -	1:43.497	39.619	42.01	11:08:25.362
9 -	1:30.890	27.012	47.84	11:09:56.252
10 -	1:18.898	15.020	55.11	11:11:15.150
11 -	1:04.584 (3)	0.706	67.33	11:12:19.734

P6 23 Joe MOSS				
LAP	LAP TIME	DIFF	MPH	TIME OF DAY
1 -	1:14.469	10.378	58.39	10:57:51.097
2 -	1:04.624 (2)	0.533	67.29	10:58:55.721
3 -	1:04.091 (1)		67.85	10:59:59.812
4 -	1:19.235	15.144	54.88	11:01:19.047
5 -	1:47.686	43.595	40.38	11:03:06.733
6 -	1:50.501	46.410	39.35	11:04:57.234
7 -	1:45.914	41.823	41.05	11:06:43.148
8 -	1:43.097	39.006	42.17	11:08:26.245
9 -	1:30.788	26.697	47.89	11:09:57.033
10 -	1:18.330	14.239	55.51	11:11:15.363
11 -	1:04.796 (3)	0.705	67.11	11:12:20.159

P7 88 Richard SNUGGS				
LAP	LAP TIME	DIFF	MPH	TIME OF DAY
1 -	1:14.283	9.753	58.54	10:57:50.911
2 -	1:05.265 (3)	0.735	66.62	10:58:56.176
3 -	1:04.530 (1)		67.38	11:00:00.706
4 -	1:18.928	14.398	55.09	11:01:19.634
5 -	1:47.963	43.433	40.27	11:03:07.597
6 -	1:50.407	45.877	39.38	11:04:58.004
7 -	1:45.896	41.366	41.06	11:06:43.900
8 -	1:42.832	38.302	42.28	11:08:26.732
9 -	1:31.071	26.541	47.74	11:09:57.803
10 -	1:18.089	13.559	55.68	11:11:15.892
11 -	1:04.609 (2)	0.079	67.30	11:12:20.501

P8 133 William PAYNE				
LAP	LAP TIME	DIFF	MPH	TIME OF DAY
1 -	1:15.347	10.763	57.71	10:57:51.975
2 -	1:04.657 (2)	0.073	67.25	10:58:56.632
3 -	1:04.584 (1)		67.33	11:00:01.216
4 -	1:18.820	14.236	55.17	11:01:20.036
5 -	1:48.181	43.597	40.19	11:03:08.217
6 -	1:50.389	45.805	39.39	11:04:58.606
7 -	1:46.193	41.609	40.95	11:06:44.799
8 -	1:42.418	37.834	42.45	11:08:27.217
9 -	1:31.095	26.511	47.73	11:09:58.312
10 -	1:17.934	13.350	55.79	11:11:16.246
11 -	1:05.077 (3)	0.493	66.82	11:12:21.323

P9 210 Luis TORRES				
LAP	LAP TIME	DIFF	MPH	TIME OF DAY
1 -	1:17.640	12.934	56.00	10:57:54.268
2 -	1:05.383 (3)	0.677	66.50	10:58:59.651
3 -	1:04.706 (1)		67.20	11:00:04.357
4 -	1:17.040	12.334	56.44	11:01:21.397
5 -	1:48.900	44.194	39.93	11:03:10.297
6 -	1:49.935	45.229	39.55	11:05:00.232
7 -	1:46.465	41.759	40.84	11:06:46.697
8 -	1:43.734	39.028	41.92	11:08:30.431
9 -	1:29.103	24.397	48.80	11:09:59.534

Nankang Tyre CityCar Cup Championship

RACE 7 - LAP ANALYSIS

DIFF = Difference To Personal Best Lap

10 -	1:18.555	13.849	55.35	11:11:18.089
11 -	1:04.905 (2)	0.199	66.99	11:12:22.994

P10 30 Adam REYNOLDS

LAP	LAP TIME	DIFF	MPH	TIME OF DAY
1 -	1:16.094	10.304	57.14	10:57:52.722
2 -	1:05.973 (3)	0.183	65.91	10:58:58.695
3 -	1:05.909 (2)	0.119	65.97	11:00:04.604
4 -	1:18.500	12.710	55.39	11:01:23.104
5 -	1:47.868	42.078	40.31	11:03:10.972
6 -	1:49.876	44.086	39.57	11:05:00.848
7 -	1:46.752	40.962	40.73	11:06:47.600
8 -	1:43.247	37.457	42.11	11:08:30.847
9 -	1:29.178	23.388	48.76	11:10:00.025
10 -	1:18.203	12.413	55.60	11:11:18.228
11 -	1:05.790 (1)		66.09	11:12:24.018

P11 46 Craig FLYNN

LAP	LAP TIME	DIFF	MPH	TIME OF DAY
1 -	1:18.087	13.131	55.68	10:57:54.715
2 -	1:05.392 (2)	0.436	66.50	10:59:00.107
3 -	1:04.956 (1)		66.94	11:00:05.063
4 -	1:18.392	13.436	55.47	11:01:23.455
5 -	1:48.336	43.380	40.13	11:03:11.791
6 -	1:50.849	45.893	39.22	11:05:02.640
7 -	1:45.848	40.892	41.08	11:06:48.488
8 -	1:42.801	37.845	42.30	11:08:31.289
9 -	1:29.334	24.378	48.67	11:10:00.623
10 -	1:17.916	12.960	55.81	11:11:18.539
11 -	1:05.772 (3)	0.816	66.11	11:12:24.311

P12 14 Dominic FLETCHER

LAP	LAP TIME	DIFF	MPH	TIME OF DAY
1 -	1:18.473	13.183	55.41	10:57:55.101
2 -	1:05.290 (1)		66.60	10:59:00.391
3 -	1:05.528 (2)	0.238	66.36	11:00:05.919
4 -	1:18.317	13.027	55.52	11:01:24.236
5 -	1:48.439	43.149	40.10	11:03:12.675
6 -	1:51.235	45.945	39.09	11:05:03.910
7 -	1:46.276	40.986	40.91	11:06:50.186
8 -	1:41.920	36.630	42.66	11:08:32.106
9 -	1:29.395	24.105	48.64	11:10:01.501
10 -	1:17.428	12.138	56.16	11:11:18.929
11 -	1:05.909 (3)	0.619	65.97	11:12:24.838

P13 115 Bradley PORTER

LAP	LAP TIME	DIFF	MPH	TIME OF DAY
1 -	1:19.045	13.907	55.01	10:57:55.673
2 -	1:05.138 (1)		66.75	10:59:00.811
3 -	1:06.231 (3)	1.093	65.65	11:00:07.042
4 -	1:18.822	13.684	55.16	11:01:25.864
5 -	1:48.634	43.496	40.02	11:03:14.498
6 -	1:50.869	45.731	39.22	11:05:05.367
7 -	1:47.034	41.896	40.62	11:06:52.401
8 -	1:41.235	36.097	42.95	11:08:33.636
9 -	1:29.925	24.787	48.35	11:10:03.561
10 -	1:16.252	11.114	57.02	11:11:19.813
11 -	1:05.224 (2)	0.086	66.67	11:12:25.037

DIFF = Difference To Personal Best Lap

LAP	LAP TIME	DIFF	MPH	TIME OF DAY
1 -	1:17.891	12.174	55.82	10:57:54.519
2 -	1:05.717 (1)		66.17	10:59:00.236
3 -	1:06.356 (3)	0.639	65.53	11:00:06.592
4 -	1:18.581	12.864	55.33	11:01:25.173
5 -	1:48.831	43.114	39.95	11:03:14.004
6 -	1:50.826	45.109	39.23	11:05:04.830
7 -	1:46.226	40.509	40.93	11:06:51.056
8 -	1:41.943	36.226	42.65	11:08:32.999
9 -	1:29.397	23.680	48.64	11:10:02.396
10 -	1:16.932	11.215	56.52	11:11:19.328
11 -	1:05.962 (2)	0.245	65.92	11:12:25.290

P15 310 John NICHOLSON

LAP	LAP TIME	DIFF	MPH	TIME OF DAY
1 -	1:18.627	13.845	55.30	10:57:55.255
2 -	1:05.793 (2)	1.011	66.09	10:59:01.048
3 -	1:06.894 (3)	2.112	65.00	11:00:07.942
4 -	1:19.531	14.749	54.67	11:01:27.473
5 -	1:48.190	43.408	40.19	11:03:15.663
6 -	1:50.861	46.079	39.22	11:05:06.524
7 -	1:46.865	42.083	40.69	11:06:53.389
8 -	1:40.777	35.995	43.15	11:08:34.166
9 -	1:30.193	25.411	48.21	11:10:04.359
10 -	1:16.409	11.627	56.91	11:11:20.768
11 -	1:04.782 (1)		67.12	11:12:25.550

P16 174 Emilia VINCENT

LAP	LAP TIME	DIFF	MPH	TIME OF DAY
1 -	1:18.834	13.728	55.16	10:57:55.462
2 -	1:06.378 (2)	1.272	65.51	10:59:01.840
3 -	1:06.480 (3)	1.374	65.41	11:00:08.320
4 -	1:19.636	14.530	54.60	11:01:27.956
5 -	1:48.240	43.134	40.17	11:03:16.196
6 -	1:51.357	46.251	39.05	11:05:07.553
7 -	1:46.578	41.472	40.80	11:06:54.131
8 -	1:40.602	35.496	43.22	11:08:34.733
9 -	1:30.107	25.001	48.26	11:10:04.840
10 -	1:16.307	11.201	56.98	11:11:21.147
11 -	1:05.106 (1)		66.79	11:12:26.253

P17 41 Alex FODEN

LAP	LAP TIME	DIFF	MPH	TIME OF DAY
1 -	1:19.380	14.097	54.78	10:57:56.008
2 -	1:06.133 (2)	0.850	65.75	10:59:02.141
3 -	1:06.866 (3)	1.583	65.03	11:00:09.007
4 -	1:19.921	14.638	54.41	11:01:28.928
5 -	1:48.309	43.026	40.14	11:03:17.237
6 -	1:51.262	45.979	39.08	11:05:08.499
7 -	1:46.613	41.330	40.78	11:06:55.112
8 -	1:40.375	35.092	43.32	11:08:35.487
9 -	1:30.416	25.133	48.09	11:10:05.903
10 -	1:15.638	10.355	57.49	11:11:21.541
11 -	1:05.283 (1)		66.61	11:12:26.824

P18 73 Andrew PAYNE

LAP	LAP TIME	DIFF	MPH	TIME OF DAY
1 -	1:19.994	14.643	54.36	10:57:56.622
2 -	1:05.845 (2)	0.494	66.04	10:59:02.467
3 -	1:07.158 (3)	1.807	64.75	11:00:09.625

Nankang Tyre CityCar Cup Championship

RACE 7 - LAP ANALYSIS

DIFF = Difference To Personal Best Lap

4 -	1:19.630	14.279	54.61	11:01:29.255
5 -	1:48.562	43.211	40.05	11:03:17.817
6 -	1:51.486	46.135	39.00	11:05:09.303
7 -	1:46.313	40.962	40.90	11:06:55.616
8 -	1:40.372	35.021	43.32	11:08:35.988
9 -	1:30.455	25.104	48.07	11:10:06.443
10 -	1:15.547	10.196	57.56	11:11:21.990
11 -	1:05.351 (1)		66.54	11:12:27.341

P19 101 Peter BOWER

LAP	LAP TIME	DIFF	MPH	TIME OF DAY
1 -	1:20.665	15.019	53.90	10:57:57.293
2 -	1:06.567 (2)	0.921	65.32	10:59:03.860
3 -	1:07.078 (3)	1.432	64.82	11:00:10.938
4 -	1:19.610	13.964	54.62	11:01:30.548
5 -	1:48.354	42.708	40.13	11:03:18.902
6 -	1:51.634	45.988	38.95	11:05:10.536
7 -	1:46.057	40.411	41.00	11:06:56.593
8 -	1:40.398	34.752	43.31	11:08:36.991
9 -	1:30.523	24.877	48.03	11:10:07.514
10 -	1:15.499	9.853	57.59	11:11:23.013
11 -	1:05.646 (1)		66.24	11:12:28.659

P20 27 Joshua JACKSON

LAP	LAP TIME	DIFF	MPH	TIME OF DAY
1 -	1:22.673	17.562	52.59	10:57:59.301
2 -	1:05.939 (2)	0.828	65.94	10:59:05.240
3 -	1:07.463 (3)	2.352	64.45	11:00:12.703
4 -	1:20.773	15.662	53.83	11:01:33.476
5 -	1:47.424	42.313	40.48	11:03:20.900
6 -	1:53.522	48.411	38.30	11:05:14.422
7 -	1:44.427	39.316	41.64	11:06:58.849
8 -	1:40.260	35.149	43.37	11:08:39.109
9 -	1:30.406	25.295	48.10	11:10:09.515
10 -	1:14.890	9.779	58.06	11:11:24.405
11 -	1:05.111 (1)		66.78	11:12:29.516

P21 43 Will HOPKINS

LAP	LAP TIME	DIFF	MPH	TIME OF DAY
1 -	1:20.830	14.859	53.79	10:57:57.458
2 -	1:06.786 (2)	0.815	65.11	10:59:04.244
3 -	1:07.842 (3)	1.871	64.09	11:00:12.086
4 -	1:20.446	14.475	54.05	11:01:32.532
5 -	1:47.534	41.563	40.43	11:03:20.066
6 -	1:52.996	47.025	38.48	11:05:13.062
7 -	1:44.782	38.811	41.50	11:06:57.844
8 -	1:40.325	34.354	43.34	11:08:38.169
9 -	1:30.393	24.422	48.10	11:10:08.562
10 -	1:15.302	9.331	57.74	11:11:23.864
11 -	1:05.971 (1)		65.91	11:12:29.835

P22 64 Bob BANNISTER

LAP	LAP TIME	DIFF	MPH	TIME OF DAY
1 -	1:21.916	15.594	53.08	10:57:58.544
2 -	1:06.568 (2)	0.246	65.32	10:59:05.112
3 -	1:09.871 (3)	3.549	62.23	11:00:14.983
4 -	1:21.627	15.305	53.27	11:01:36.610
5 -	1:47.141	40.819	40.58	11:03:23.751
6 -	1:53.087	46.765	38.45	11:05:16.838
7 -	1:44.492	38.170	41.61	11:07:01.330
8 -	1:40.984	34.662	43.06	11:08:42.314
9 -	1:29.696	23.374	48.48	11:10:12.010

DIFF = Difference To Personal Best Lap

10 -	1:15.328	9.006	57.72	11:11:27.338
11 -	1:06.322 (1)		65.56	11:12:33.660

P23 17 Harvey BLAKE-JONES

LAP	LAP TIME	DIFF	MPH	TIME OF DAY
1 -	1:22.809	17.203	52.51	10:57:59.437
2 -	1:06.927 (2)	1.321	64.97	10:59:06.364
3 -	1:08.969 (3)	3.363	63.05	11:00:15.333
4 -	1:22.604	16.998	52.64	11:01:37.937
5 -	1:46.292	40.686	40.91	11:03:24.229
6 -	1:53.289	47.683	38.38	11:05:17.518
7 -	1:44.543	38.937	41.59	11:07:02.061
8 -	1:40.950	35.344	43.07	11:08:43.011
9 -	1:30.096	24.490	48.26	11:10:13.107
10 -	1:15.441	9.835	57.64	11:11:28.548
11 -	1:05.606 (1)		66.28	11:12:34.154

P24 36 Prem GHINDE

LAP	LAP TIME	DIFF	MPH	TIME OF DAY
1 -	1:23.509	17.660	52.07	10:58:00.137
2 -	1:06.524 (2)	0.675	65.36	10:59:06.661
3 -	1:09.252 (3)	3.403	62.79	11:00:15.913
4 -	1:23.051	17.202	52.36	11:01:38.964
5 -	1:46.676	40.827	40.76	11:03:25.640
6 -	1:52.991	47.142	38.48	11:05:18.631
7 -	1:44.895	39.046	41.45	11:07:03.526
8 -	1:40.948	35.099	43.07	11:08:44.474
9 -	1:29.576	23.727	48.54	11:10:14.050
10 -	1:14.804	8.955	58.13	11:11:28.854
11 -	1:05.849 (1)		66.03	11:12:34.703

P25 12 Arthur SIMONDET

LAP	LAP TIME	DIFF	MPH	TIME OF DAY
1 -	1:23.382	17.146	52.15	10:58:00.010
2 -	1:07.392 (2)	1.156	64.52	10:59:07.402
3 -	1:08.997 (3)	2.761	63.02	11:00:16.399
4 -	1:23.079	16.843	52.34	11:01:39.478
5 -	1:46.678	40.442	40.76	11:03:26.156
6 -	1:53.103	46.867	38.44	11:05:19.259
7 -	1:45.028	38.792	41.40	11:07:04.287
8 -	1:41.433	35.197	42.87	11:08:45.720
9 -	1:29.245	23.009	48.72	11:10:14.965
10 -	1:15.207	8.971	57.82	11:11:30.172
11 -	1:06.236 (1)		65.65	11:12:36.408

P26 22 Joe MILLER

LAP	LAP TIME	DIFF	MPH	TIME OF DAY
1 -	1:24.884	17.546	51.22	10:58:01.512
2 -	1:07.338 (1)		64.57	10:59:08.850
3 -	1:09.536 (3)	2.198	62.53	11:00:18.386
4 -	1:22.891	15.553	52.46	11:01:41.277
5 -	1:46.877	39.539	40.68	11:03:28.154
6 -	1:53.153	45.815	38.43	11:05:21.307
7 -	1:45.018	37.680	41.40	11:07:06.325
8 -	1:44.130	36.792	41.76	11:08:50.455
9 -	1:26.223	18.885	50.43	11:10:16.678
10 -	1:16.177	8.839	57.08	11:11:32.855
11 -	1:07.504 (2)	0.166	64.41	11:12:40.359

Nankang Tyre CityCar Cup Championship

RACE 7 - LAP ANALYSIS

DIFF = Difference To Personal Best Lap

P27 97 Alistair MEIRING				
LAP	LAP TIME	DIFF	MPH	TIME OF DAY
1 -	1:21.706	15.230	53.22	10:57:58.334
2 -	1:06.476 (1)		65.41	10:59:04.810
3 -	1:08.413 (2)	1.937	63.56	11:00:13.223
4 -	1:21.573	15.097	53.30	11:01:34.796
5 -	1:46.665	40.189	40.76	11:03:21.461
6 -	1:53.607	47.131	38.27	11:05:15.068
7 -	1:44.274	37.798	41.70	11:06:59.342
8 -	1:40.415	33.939	43.30	11:08:39.757
9 -	1:30.269	23.793	48.17	11:10:10.026
10 -	1:15.946	9.470	57.25	11:11:25.972
11 -	1:15.227 (3)	8.751	57.80	11:12:41.199

P28 5 David WILLIAMS				
LAP	LAP TIME	DIFF	MPH	TIME OF DAY
1 -	1:23.784	15.918	51.90	10:58:00.412
2 -	1:07.866 (1)		64.07	10:59:08.278
3 -	1:09.237 (2)	1.371	62.80	11:00:17.515
4 -	1:22.842	14.976	52.49	11:01:40.357
5 -	1:46.357	38.491	40.88	11:03:26.714
6 -	1:53.295	45.429	38.38	11:05:20.009
7 -	1:45.159	37.293	41.35	11:07:05.168
8 -	1:42.971	35.105	42.23	11:08:48.139
9 -	1:27.507	19.641	49.69	11:10:15.646
10 -	1:16.593	8.727	56.77	11:11:32.239
11 -	1:09.880 (3)	2.014	62.22	11:12:42.119

P29 42 Jason DEANE				
LAP	LAP TIME	DIFF	MPH	TIME OF DAY
1 -	1:25.421	18.070	50.90	10:58:02.049
2 -	1:07.351 (1)		64.56	10:59:09.400
3 -	1:10.324 (3)	2.973	61.83	11:00:19.724
4 -	1:22.231	14.880	52.88	11:01:41.955
5 -	1:46.922	39.571	40.67	11:03:28.878
6 -	1:53.628	46.277	38.27	11:05:22.506
7 -	1:45.200	37.849	41.33	11:07:07.706
8 -	1:44.405	37.054	41.65	11:08:52.111
9 -	1:24.706	17.355	51.33	11:10:16.817
10 -	1:16.745	9.394	56.66	11:11:33.562
11 -	1:08.939 (2)	1.588	63.07	11:12:42.501

P30 99 Benjamin BASTOW				
LAP	LAP TIME	DIFF	MPH	TIME OF DAY
1 -	1:22.262	15.714	52.86	10:57:58.890
2 -	1:06.548 (1)		65.34	10:59:05.438
3 -	1:08.957 (2)	2.409	63.06	11:00:14.395
4 -	1:20.999	14.451	53.68	11:01:35.394
5 -	1:47.466	40.918	40.46	11:03:22.860
6 -	1:52.958	46.410	38.49	11:05:15.818
7 -	1:44.617	38.069	41.56	11:07:00.435
8 -	1:40.803	34.255	43.13	11:08:41.238
9 -	1:29.791	23.243	48.43	11:10:11.029
10 -	1:15.127 (3)	8.579	57.88	11:11:26.156
11 -	1:22.710	16.162	52.57	11:12:48.866

P31 221 Charles MACKENZIE				
LAP	LAP TIME	DIFF	MPH	TIME OF DAY
1 -	1:17.372	13.132	56.20	10:57:54.000
2 -	1:04.240 (1)		67.69	10:58:58.240
3 -	1:05.425 (2)	1.185	66.46	11:00:03.665

DIFF = Difference To Personal Best Lap

4 -	1:16.976 (3)	12.736	56.49	11:01:20.641
5 -	1:48.359	44.119	40.13	11:03:09.000
6 -	1:50.171	45.931	39.47	11:04:59.171
7 -	1:46.402	42.162	40.86	11:06:45.573
8 -	1:44.376	40.136	41.66	11:08:29.949

P32 53 John BOOTH				
LAP	LAP TIME	DIFF	MPH	TIME OF DAY
1 -	1:16.240 (2)	11.282	57.03	10:57:52.868
2 -	1:04.958 (1)		66.94	10:58:57.826

Nankang Tyre CityCar Cup Championship

RACE 7 - STATISTICS

Competitors Started 32
Planned Start 2023-08-20 @ 10:31:00.000
Actual Start 2023-08-20 @ 10:56:36.627
Finish Time 2023-08-20 @ 11:12:14.989
Track Length 1.2079mi.
Total Laps 340
Total Distance Covered 410.7015mi.

Session Fastest Lap History

NO	CL	NAME	LAP TIME	TIME OF DAY	LAP	VEHICLE
3		Elliot LETTIS	1:11.980	10:57:48.626	1	Peugeot 107
3		Elliot LETTIS	1:03.710	10:58:52.336	2	Peugeot 107
18		Stuart BLISS	1:03.481	10:58:53.338	2	Toyota Aygo

Session Leader History

NO	CL	NAME	FROM LAP	LAPS LED	DISTANCE	VEHICLE
3		Elliot LETTIS	1	11	13.28 miles	Peugeot 107

Flag History

TYPE	TIME OF DAY
GREEN	10:56:36.627
SAFETY	10:59:59.307
GREEN	11:11:11.522
FINISH	11:12:14.989

Flag Statistics

TYPE	COUNT	TOTAL LAPS	TOTAL TIME
Green	2	5	5:09.359
Red	0	0	0.000
Safety Car	1	6	11:12.214
FCY	0	0	0.000

Nankang Tyre CityCar Cup Championship

RACE 7 - STATISTICS

CLASS :

17 Starters

Fastest Lap History

NO	NAME	LAP TIME	TIME OF DAY	LAP	VEHICLE
3	Elliot LETTIS	1:11.980	10:57:48.626	1	Peugeot 107
3	Elliot LETTIS	1:03.710	10:58:52.336	2	Peugeot 107
18	Stuart BLISS	1:03.481	10:58:53.338	2	Toyota Aygo

Leader History

NO	NAME	FROM LAP	LAPS LED	DISTANCE	VEHICLE
3	Elliot LETTIS	1	11	13.28 miles	Peugeot 107

Nankang Tyre CityCar Cup Championship

RACE 7 - STATISTICS

CLASS : NOV

10 Starters

Fastest Lap History

NO	NAME	LAP TIME	TIME OF DAY	LAP	VEHICLE
23	Joe MOSS	1:14.469	10:57:51.114	1	Citroen C1
23	Joe MOSS	1:04.624	10:58:55.737	2	Citroen C1
23	Joe MOSS	1:04.091	10:59:59.829	3	Citroen C1

Leader History

NO	NAME	FROM LAP	LAPS LED	DISTANCE	VEHICLE
23	Joe MOSS	1	11	13.28 miles	Citroen C1

Nankang Tyre CityCar Cup Championship

RACE 7 - STATISTICS

CLASS : SMC

3 Starters

Fastest Lap History

NO	NAME	LAP TIME	TIME OF DAY	LAP	VEHICLE
57	Jack WHEELER	1:12.691	10:57:49.337	1	Citroen C1
57	Jack WHEELER	1:03.841	10:58:53.175	2	Citroen C1
57	Jack WHEELER	1:03.706	10:59:56.883	3	Citroen C1

Leader History

NO	NAME	FROM LAP	LAPS LED	DISTANCE	VEHICLE
57	Jack WHEELER	1	11	13.28 miles	Citroen C1

Nankang Tyre CityCar Cup Championship

RACE 7 - STATISTICS

CLASS : SMC (N)

2 Starters

Fastest Lap History

NO	NAME	LAP TIME	TIME OF DAY	LAP	VEHICLE
72	Haydn PAYNE	1:17.891	10:57:54.532	1	Toyota Aygo
72	Haydn PAYNE	1:05.717	10:59:00.161	2	Toyota Aygo

Leader History


NO	NAME	FROM LAP	LAPS LED	DISTANCE	VEHICLE
72	Haydn PAYNE	1	11	13.28 miles	Toyota Aygo

Nankang Tyre CityCar Cup Championship

RACE 10 - GRID (15 minutes)

ROW 17	33	91 Liam BROWNING	34	111 Richard BLISS	
ROW 16		31	53 John BOOTH	32	63 Duncan STONE
ROW 15	29	99 Benjamin BASTOW	30	221 Charles MACKENZIE	
ROW 14		27	5 David WILLIAMS	28	42 Jason DEANE
ROW 13	25	22 Joe MILLER	26	97 Alistair MEIRING	
ROW 12		23	36 Prem GHINDE	24	12 Arthur SIMONDET
ROW 11	21	64 Bob BANNISTER	22	17 Harvey BLAKE-JONES	
ROW 10		19	27 Joshua JACKSON	20	43 Will HOPKINS
ROW 9	17	73 Andrew PAYNE	18	101 Peter BOWER	
ROW 8		15	174 Emilia VINCENT	16	41 Alex FODEN
ROW 7	13	72 Haydn PAYNE	14	310 John NICHOLSON	
ROW 6		11	14 Dominic FLETCHER	12	115 Bradley PORTER
ROW 5	9	88 Richard SNUGGS	10	30 Adam REYNOLDS	
ROW 4		7	133 William PAYNE	8	3 Elliot LETTIS
ROW 3	5	23 Joe MOSS	6	18 Stuart BLISS	
ROW 2		3	65 Richard JEPP	4	57 Jack WHEELER
ROW 1	1	210 Luis TORRES	2	46 Craig FLYNN	

Pole



Reserve Car 21

Brands Hatch Indy: 1.2079 miles

These results are provisional until the conclusion of any judicial and technical matters.

Clerk Of Course : Rob Briggs	Stewards :	Timekeeper : Lisa Sneider
------------------------------	------------	---------------------------

Results can be found at www.tsl-timing.com

Printed - 14:16 Sunday, 20 August 2023

Nankang Tyre CityCar Cup Championship

RACE 10 - CLASSIFICATION

POS	NO	CL	PIC NAME	ENTRY	LAPS	TIME	GAP	DIFF	MPH	BEST	ON
1	18		1 Stuart BLISS	Toyota Aygo	10	10:38.459			68.11	1:03.399	8
2	3		2 Elliot LETTIS	Peugeot 107	10	10:38.762	0.303	0.303	68.07	1:03.303	7
3	65	SMC	1 Richard JEPP	Peugeot 107	10	10:42.821	4.362	4.059	67.64	1:03.953	9
4	23	NOV	1 Joe MOSS	Citroen C1	10	10:46.325	7.866	3.504	67.28	1:03.763	6
5	210	NOV	2 Luis TORRES	Citroen C1	10	10:48.898	10.439	2.573	67.01	1:04.099	5
6	88		3 Richard SNUGGS	Citroen C1	10	10:53.432	14.973	4.534	66.55	1:04.355	7
7	115		4 Bradley PORTER	Citroen C1	10	10:53.455	14.996	0.023	66.54	1:04.694	6
8	72	SMC (N)	1 Haydn PAYNE	Toyota Aygo	10	10:53.802	15.343	0.347	66.51	1:04.383	5
9	30		5 Adam REYNOLDS	Peugeot 107	10	10:54.122	15.663	0.320	66.48	1:04.533	10
10	133		6 William PAYNE	Citroen C1	10	10:55.356	16.897	1.234	66.35	1:04.510	7
11	46		7 Craig FLYNN	Citroen C1	10	10:56.111	17.652	0.755	66.27	1:04.715	2
12	41	NOV	3 Alex FODEN	Citroen C1	10	10:56.407	17.948	0.296	66.24	1:04.472	4
13	73		8 Andrew PAYNE	Peugeot 107	10	10:56.617	18.158	0.210	66.22	1:04.332	7
14	174	SMC	2 Emilia VINCENT	Toyota Aygo	10	10:58.562	20.103	1.945	66.03	1:04.649	7
15	43	NOV	4 Will HOPKINS	Citroen C1	10	10:59.282	20.823	0.720	65.95	1:04.782	8
16	310		9 John NICHOLSON	Peugeot 107	10	11:03.012	24.553	3.730	65.58	1:04.643	7
17	91	SMC	3 Liam BROWNING	Citroen C1	10	11:03.152	24.693	0.140	65.57	1:04.205	2
18	17	NOV	5 Harvey BLAKE-JONES	Citroen C1	10	11:03.604	25.145	0.452	65.53	1:04.224	10
19	99		10 Benjamin BASTOW	Citroen C1	10	11:06.234	27.775	2.630	65.27	1:04.349	6
20	64		11 Bob BANNISTER	Toyota Aygo	10	11:12.549	34.090	6.315	64.65	1:04.848	6
21	221		12 Charles MACKENZIE	Citroen C1	10	11:12.843	34.384	0.294	64.63	1:03.925	8
22	97	NOV	6 Alistair MEIRING	Citroen C1	10	11:16.752	38.293	3.909	64.25	1:05.748	8
23	27	NOV	7 Joshua JACKSON	Citroen C1	10	11:18.806	40.347	2.054	64.06	1:04.966	7
24	36	NOV	8 Prem GHINDE	Citroen C1	10	11:19.518	41.059	0.712	63.99	1:05.109	10
25	12	SMC (N)	2 Arthur SIMONDET	Citroen C1	10	11:19.755	41.296	0.237	63.97	1:04.958	10
26	111		13 Richard BLISS	Toyota Aygo	10	11:20.173	41.714	0.418	63.93	1:04.410	7
27	21		14 Christopher MACKENZIE	Citroen C1	10	11:21.827	43.368	1.654	63.77	1:04.528	7
28	22		15 Joe MILLER	Citroen C1	10	11:27.093	48.634	5.266	63.28	1:05.663	7
29	42		16 Jason DEANE	Citroen C1	10	11:40.777	1:02.318	13.684	62.05	1:06.134	8

NOT CLASSIFIED

DNF	5	NOV	David WILLIAMS	Citroen C1	2	2:40.618	8 Laps	8 Laps	54.14	1:10.300	2
DNF	14		Dominic FLETCHER	Citroen C1	0						
DNF	57	SMC	Jack WHEELER	Citroen C1	0						
DNF	101	NOV	Peter BOWER	Peugeot 107	0						

FASTEST LAP

3			Elliot LETTIS	Peugeot 107	7	1:03.303			68.69 mph	110.55 kph	
23	NOV		Joe MOSS	Citroen C1	6	1:03.763			68.19 mph	109.75 kph	
65	SMC		Richard JEPP	Peugeot 107	9	1:03.953			67.99 mph	109.43 kph	
72	SMC (N)		Haydn PAYNE	Toyota Aygo	5	1:04.383			67.54 mph	108.69 kph	

Weather / Track : Bright / Dry

These results are provisional until the conclusion of any judicial and technical matters.

Race Distance: 10 Laps / 12.07 miles

Brands Hatch Indy: 1.2079 miles

Date: 20/08/2023 Start: 14:59 Finish: 15:10

Clerk Of Course : Rob Briggs

Stewards :

Timekeeper : Lisa Sneider

Nankang Tyre CityCar Cup Championship

RACE 10 - LAP CHART

LAP 1 @ 15:00:52.498			LAP 2 @ 15:01:56.697			LAP 3 @ 15:03:01.308			LAP 4 @ 15:04:04.964			LAP 5 @ 15:05:08.675		
NO	BEHIND	LAP TIME	NO	BEHIND	LAP TIME	NO	BEHIND	LAP TIME	NO	BEHIND	LAP TIME	NO	BEHIND	LAP TIME
65		1:04.398	65		1:04.199	18		1:04.444	18		1:03.656	18		1:03.711
18	0.207	1:04.605	18	0.167	1:04.159	3	0.425	1:04.131	3	0.245	1:03.476	3	0.245	1:03.711
210	1.423	1:05.821	3	0.905	1:03.551	65	0.613	1:05.224	65	1.283	1:04.326	65	1.629	1:04.057
3	1.553	1:05.951	210	1.952	1:04.728	23	1.806	1:04.255	23	2.065	1:03.915	23	2.287	1:03.933
23	2.173	1:06.571	23	2.162	1:04.188	210	2.253	1:04.912	210	3.135	1:04.538	210	3.523	1:04.099
46	3.146	1:07.544	46	3.662	1:04.715	115	4.937	1:05.555	115	6.757	1:05.476	115	7.880	1:04.834
115	3.459	1:07.857	115	3.993	1:04.733	46	5.089	1:06.038	46	6.935	1:05.502	46	8.117	1:04.893
88	3.915	1:08.313	88	4.811	1:05.095	88	5.454	1:05.254	30	7.686	1:05.193	88	8.665	1:04.518
133	4.043	1:08.441	30	5.688	1:05.280	30	6.149	1:05.072	88	7.858	1:06.060	72	9.056	1:04.383
30	4.607	1:09.005	133	5.730	1:05.886	133	7.088	1:05.969	133	8.142	1:04.710	30	9.360	1:05.385
72	4.792	1:09.190	72	5.941	1:05.348	72	7.409	1:06.079	72	8.384	1:04.631	133	10.028	1:05.597
41	5.192	1:09.590	41	6.494	1:05.501	41	8.182	1:06.299	41	8.998	1:04.472	41	10.315	1:05.028
73	5.690	1:10.088	73	7.136	1:05.645	73	8.368	1:05.843	73	9.855	1:05.143	73	10.737	1:04.593
174	6.811	1:11.209	174	8.046	1:05.434	174	8.936	1:05.501	174	10.584	1:05.304	174	11.824	1:04.951
310	7.520	1:11.918	310	8.449	1:05.128	310	9.089	1:05.251	310	10.721	1:05.288	310	11.999	1:04.989
43	8.271	1:12.669	43	9.566	1:05.494	43	10.191	1:05.236	43	11.452	1:04.917	43	12.675	1:04.934
97	11.617	1:16.015	27	13.352	1:05.773	27	14.240	1:05.499	27	16.506	1:05.922	27	18.531	1:05.736
27	11.778	1:16.176	97	14.087	1:06.669	97	15.688	1:06.212	91	18.494	1:04.952	91	19.001	1:04.218
17	16.555	1:20.953	17	17.315	1:04.959	91	17.198	1:04.251	17	19.113	1:05.036	17	19.816	1:04.414
91	17.552	1:21.950	91	17.558	1:04.205	17	17.733	1:05.029	97	19.695	1:07.663	99	20.819	1:04.457
64	18.212	1:22.610	99	19.321	1:05.010	99	19.168	1:04.458	99	20.073	1:04.561	97	21.803	1:05.819
99	18.510	1:22.908	64	20.077	1:06.064	64	21.028	1:05.562	64	22.539	1:05.167	64	23.941	1:05.113
36	21.804	1:26.202	21	23.719	1:05.273	21	23.912	1:04.804	221	27.724	1:04.886	221	28.896	1:04.883
21	22.645	1:27.043	36	24.510	1:06.905	36	25.661	1:05.762	36	27.868	1:05.863	36	30.337	1:06.180
12	23.367	1:27.765	12	24.678	1:05.510	221	26.494	1:05.664	12	29.486	1:06.402	12	31.237	1:05.462
221	25.047	1:29.445	221	25.441	1:04.593	12	26.740	1:06.673	21	30.772	1:10.516	21	32.785	1:05.724
5	25.920	1:30.318	22	30.189	1:07.866	22	31.961	1:06.383	111	33.442	1:04.995	111	34.523	1:04.792
22	26.522	1:30.920	111	31.659	1:05.020	111	32.103	1:05.055	22	35.219	1:06.914	22	37.174	1:05.666
111	30.838	1:35.236	5	32.021	1:10.300	42	38.614	1:07.539	42	41.655	1:06.697	42	44.520	1:06.576
42	32.448	1:36.846	42	35.686	1:07.437									

Nankang Tyre CityCar Cup Championship

RACE 10 - LAP CHART

LAP 6 @ 15:06:12.275			LAP 7 @ 15:07:15.735			LAP 8 @ 15:08:19.134			LAP 9 @ 15:09:22.718			LAP 10 @ 15:10:26.559		
NO	BEHIND	LAP TIME	NO	BEHIND	LAP TIME	NO	BEHIND	LAP TIME	NO	BEHIND	LAP TIME	NO	BEHIND	LAP TIME
18		1:03.600	18		1:03.460	18		1:03.399	18		1:03.584	18		1:03.841
3	0.494	1:03.849	3	0.337	1:03.303	3	0.312	1:03.374	3	0.289	1:03.561	3	0.303	1:03.855
65	1.984	1:03.955	65	2.591	1:04.067	65	3.374	1:04.182	65	3.743	1:03.953	65	4.362	1:04.460
23	2.450	1:03.763	23	3.352	1:04.362	23	4.441	1:04.488	23	5.850	1:04.993	23	7.866	1:05.857
210	4.342	1:04.419	210	5.812	1:04.930	210	7.480	1:05.067	210	8.973	1:05.077	210	10.439	1:05.307
115	8.974	1:04.694	115	10.365	1:04.851	115	11.904	1:04.938	115	13.354	1:05.034	115	14.973	1:05.231
46	9.442	1:04.925	88	10.666	1:04.355	88	12.074	1:04.807	88	13.583	1:05.093	115	14.996	1:05.483
88	9.771	1:04.706	46	11.208	1:05.226	72	13.334	1:05.343	72	14.609	1:04.859	72	15.343	1:04.575
72	10.046	1:04.590	72	11.390	1:04.804	30	13.932	1:05.811	30	14.971	1:04.623	30	15.663	1:04.533
30	10.362	1:04.602	30	11.520	1:04.618	46	14.690	1:06.881	133	15.985	1:04.840	133	16.897	1:04.753
133	11.092	1:04.664	133	12.142	1:04.510	133	14.729	1:05.986	46	16.469	1:05.363	46	17.652	1:05.024
41	11.436	1:04.721	41	12.461	1:04.485	41	14.952	1:05.890	41	16.856	1:05.488	41	17.948	1:04.933
73	11.780	1:04.643	73	12.652	1:04.332	73	15.258	1:06.005	73	17.128	1:05.454	73	18.158	1:04.871
174	13.174	1:04.950	174	14.363	1:04.649	174	16.120	1:05.156	174	18.759	1:06.223	174	20.103	1:05.185
310	13.382	1:04.983	310	14.565	1:04.643	310	16.474	1:05.308	43	19.350	1:06.086	43	20.823	1:05.314
43	13.872	1:04.797	43	15.465	1:05.053	43	16.848	1:04.782	310	19.611	1:06.721	310	24.553	1:08.783
27	20.040	1:05.109	91	21.515	1:04.645	91	22.636	1:04.520	91	23.309	1:04.257	91	24.693	1:05.225
91	20.330	1:04.929	27	21.546	1:04.966	17	23.887	1:04.909	17	24.762	1:04.459	17	25.145	1:04.224
17	20.992	1:04.776	17	22.377	1:04.845	27	23.919	1:05.772	99	26.501	1:05.577	99	27.775	1:05.115
99	21.568	1:04.349	99	22.596	1:04.488	99	24.508	1:05.311	64	32.316	1:06.176	64	34.090	1:05.615
97	24.913	1:06.710	64	28.077	1:06.348	64	29.724	1:05.046	221	33.059	1:05.397	221	34.384	1:05.166
64	25.189	1:04.848	97	28.466	1:07.013	97	30.815	1:05.748	97	35.476	1:08.245	97	38.293	1:06.658
221	29.997	1:04.701	221	30.720	1:04.183	221	31.246	1:03.925	27	38.723	1:18.388	27	40.347	1:05.465
36	32.280	1:05.543	36	34.295	1:05.475	36	36.912	1:06.016	36	39.791	1:06.463	36	41.059	1:05.109
12	32.916	1:05.279	12	34.500	1:05.044	12	37.111	1:06.010	12	40.179	1:06.652	12	41.296	1:04.958
111	37.335	1:06.412	111	38.285	1:04.410	111	39.414	1:04.528	111	40.415	1:04.585	111	41.714	1:05.140
21	37.644	1:08.459	21	38.712	1:04.528	21	39.857	1:04.544	21	42.579	1:06.306	21	43.368	1:04.630
22	39.352	1:05.778	22	41.555	1:05.663	22	43.831	1:05.675	22	46.647	1:06.400	22	48.634	1:05.828
42	47.738	1:06.818	42	50.563	1:06.285	42	53.298	1:06.134	42	58.877	1:09.163	42	1:02.318	1:07.282

Nankang Tyre CityCar Cup Championship

RACE 10 - POSITION CHART

No	Name	Lap											
		Pos	1	2	3	4	5	6	7	8	9	10	
65	JEPP	1	65	65	18	18	18	18	18	18	18	18	18
18	BLISS	2	18	18	3	3	3	3	3	3	3	3	3
210	TORRES	3	210	3	65	65	65	65	65	65	65	65	65
3	LETTIS	4	3	210	23	23	23	23	23	23	23	23	23
23	MOSS	5	23	23	210	210	210	210	210	210	210	210	210
46	FLYNN	6	46	46	115	115	115	115	115	115	115	115	88
133	PAYNE	7	115	115	46	46	46	46	88	88	88	88	115
115	PORTER	8	88	88	88	30	88	88	46	72	72	72	72
30	REYNOLDS	9	133	30	30	88	72	72	72	30	30	30	30
88	SNUGGS	10	30	133	133	133	30	30	30	46	133	133	133
72	PAYNE	11	72	72	72	72	133	133	133	133	46	46	46
41	FODEN	12	41	41	41	41	41	41	41	41	41	41	41
174	VINCENT	13	73	73	73	73	73	73	73	73	73	73	73
73	PAYNE	14	174	174	174	174	174	174	174	174	174	174	174
310	NICHOLSON	15	310	310	310	310	310	310	310	310	43	43	43
43	HOPKINS	16	43	43	43	43	43	43	43	43	310	310	310
97	MEIRING	17	97	27	27	27	27	27	91	91	91	91	91
27	JACKSON	18	27	97	97	91	91	91	27	17	17	17	17
64	BANNISTER	19	17	17	91	17	17	17	17	27	99	99	99
17	BLAKE-JONES	20	91	91	17	97	99	99	99	99	64	64	64
91	BROWNING	21	64	99	99	99	97	97	64	64	221	221	221
99	BASTOW	22	99	64	64	64	64	64	97	97	97	97	97
36	GHINDE	23	36	21	21	221	221	221	221	221	27	27	27
12	SIMONDET	24	21	36	36	36	36	36	36	36	36	36	36
21	MACKENZIE	25	12	12	221	12	12	12	12	12	12	12	12
5	WILLIAMS	26	221	221	12	21	21	111	111	111	111	111	111
22	MILLER	27	5	22	22	111	111	21	21	21	21	21	21
221	MACKENZIE	28	22	111	111	22	22	22	22	22	22	22	22
42	DEANE	29	111	5	42	42	42	42	42	42	42	42	42
111	BLISS	30	42	42									
57	WHEELER	31											
14	FLETCHER	32											
101	BOWER	33											

Nankang Tyre CityCar Cup Championship

RACE 10 - LAP ANALYSIS

DIFF = Difference To Personal Best Lap

P1 18 Stuart BLISS				
LAP	LAP TIME	DIFF	MPH	TIME OF DAY
1 -	1:04.605	1.206	67.31	15:00:52.705
2 -	1:04.159	0.760	67.77	15:01:56.864
3 -	1:04.444	1.045	67.47	15:03:01.308
4 -	1:03.656	0.257	68.31	15:04:04.964
5 -	1:03.711	0.312	68.25	15:05:08.675
6 -	1:03.600	0.201	68.37	15:06:12.275
7 -	1:03.460 (2)	0.061	68.52	15:07:15.735
8 -	1:03.399 (1)		68.59	15:08:19.134
9 -	1:03.584 (3)	0.185	68.39	15:09:22.718
10 -	1:03.841	0.442	68.11	15:10:26.559

P2 3 Elliot LETTIS				
LAP	LAP TIME	DIFF	MPH	TIME OF DAY
1 -	1:05.951	2.648	65.93	15:00:54.051
2 -	1:03.551	0.248	68.42	15:01:57.602
3 -	1:04.131	0.828	67.80	15:03:01.733
4 -	1:03.476 (3)	0.173	68.50	15:04:05.209
5 -	1:03.711	0.408	68.25	15:05:08.920
6 -	1:03.849	0.546	68.10	15:06:12.769
7 -	1:03.303 (1)		68.69	15:07:16.072
8 -	1:03.374 (2)	0.071	68.61	15:08:19.446
9 -	1:03.561	0.258	68.41	15:09:23.007
10 -	1:03.855	0.552	68.10	15:10:26.862

P3 65 Richard JEPPI				
LAP	LAP TIME	DIFF	MPH	TIME OF DAY
1 -	1:04.398	0.445	67.52	15:00:52.498
2 -	1:04.199	0.246	67.73	15:01:56.697
3 -	1:05.224	1.271	66.67	15:03:01.921
4 -	1:04.326	0.373	67.60	15:04:06.247
5 -	1:04.057 (3)	0.104	67.88	15:05:10.304
6 -	1:03.955 (2)	0.002	67.99	15:06:14.259
7 -	1:04.067	0.114	67.87	15:07:18.326
8 -	1:04.182	0.229	67.75	15:08:22.508
9 -	1:03.953 (1)		67.99	15:09:26.461
10 -	1:04.460	0.507	67.46	15:10:30.921

P4 23 Joe MOSS				
LAP	LAP TIME	DIFF	MPH	TIME OF DAY
1 -	1:06.571	2.808	65.32	15:00:54.671
2 -	1:04.188	0.425	67.74	15:01:58.859
3 -	1:04.255	0.492	67.67	15:03:03.114
4 -	1:03.915 (2)	0.152	68.03	15:04:07.029
5 -	1:03.933 (3)	0.170	68.01	15:05:10.962
6 -	1:03.763 (1)		68.19	15:06:14.725
7 -	1:04.362	0.599	67.56	15:07:19.087
8 -	1:04.488	0.725	67.43	15:08:23.575
9 -	1:04.993	1.230	66.90	15:09:28.568
10 -	1:05.857	2.094	66.03	15:10:34.425

P5 210 Luis TORRES				
LAP	LAP TIME	DIFF	MPH	TIME OF DAY
1 -	1:05.821	1.722	66.06	15:00:53.921
2 -	1:04.728	0.629	67.18	15:01:58.649
3 -	1:04.912	0.813	66.99	15:03:03.561
4 -	1:04.538 (3)	0.439	67.38	15:04:08.099
5 -	1:04.099 (1)		67.84	15:05:12.198
6 -	1:04.419 (2)	0.320	67.50	15:06:16.617
7 -	1:04.930	0.831	66.97	15:07:21.547

DIFF = Difference To Personal Best Lap

8 -	1:05.067	0.968	66.83	15:08:26.614
9 -	1:05.077	0.978	66.82	15:09:31.691
10 -	1:05.307	1.208	66.58	15:10:36.998

P6 88 Richard SNUGGS				
LAP	LAP TIME	DIFF	MPH	TIME OF DAY
1 -	1:08.313	3.958	63.65	15:00:56.413
2 -	1:05.095	0.740	66.80	15:02:01.508
3 -	1:05.254	0.899	66.64	15:03:06.762
4 -	1:06.060	1.705	65.82	15:04:12.822
5 -	1:04.518 (2)	0.163	67.40	15:05:17.340
6 -	1:04.706 (3)	0.351	67.20	15:06:22.046
7 -	1:04.355 (1)		67.57	15:07:26.401
8 -	1:04.807	0.452	67.10	15:08:31.208
9 -	1:05.093	0.738	66.80	15:09:36.301
10 -	1:05.231	0.876	66.66	15:10:41.532

P7 115 Bradley PORTER				
LAP	LAP TIME	DIFF	MPH	TIME OF DAY
1 -	1:07.857	3.163	64.08	15:00:55.957
2 -	1:04.733 (2)	0.039	67.17	15:02:00.690
3 -	1:05.555	0.861	66.33	15:03:06.245
4 -	1:05.476	0.782	66.41	15:04:11.721
5 -	1:04.834 (3)	0.140	67.07	15:05:16.555
6 -	1:04.694 (1)		67.21	15:06:21.249
7 -	1:04.851	0.157	67.05	15:07:26.100
8 -	1:04.938	0.244	66.96	15:08:31.038
9 -	1:05.034	0.340	66.86	15:09:36.072
10 -	1:05.483	0.789	66.40	15:10:41.555

P8 72 Haydn PAYNE				
LAP	LAP TIME	DIFF	MPH	TIME OF DAY
1 -	1:09.190	4.807	62.85	15:00:57.290
2 -	1:05.348	0.965	66.54	15:02:02.638
3 -	1:06.079	1.696	65.80	15:03:08.717
4 -	1:04.631	0.248	67.28	15:04:13.348
5 -	1:04.383 (1)		67.54	15:05:17.731
6 -	1:04.590 (3)	0.207	67.32	15:06:22.321
7 -	1:04.804	0.421	67.10	15:07:27.125
8 -	1:05.343	0.960	66.55	15:08:32.468
9 -	1:04.859	0.476	67.04	15:09:37.327
10 -	1:04.575 (2)	0.192	67.34	15:10:41.902

P9 30 Adam REYNOLDS				
LAP	LAP TIME	DIFF	MPH	TIME OF DAY
1 -	1:09.005	4.472	63.01	15:00:57.105
2 -	1:05.280	0.747	66.61	15:02:02.385
3 -	1:05.072	0.539	66.82	15:03:07.457
4 -	1:05.193	0.660	66.70	15:04:12.650
5 -	1:05.385	0.852	66.50	15:05:18.035
6 -	1:04.602 (2)	0.069	67.31	15:06:22.637
7 -	1:04.618 (3)	0.085	67.29	15:07:27.255
8 -	1:05.811	1.278	66.07	15:08:33.066
9 -	1:04.623	0.090	67.29	15:09:37.689
10 -	1:04.533 (1)		67.38	15:10:42.222

P10 133 William PAYNE				
LAP	LAP TIME	DIFF	MPH	TIME OF DAY
1 -	1:08.441	3.931	63.53	15:00:56.541
2 -	1:05.886	1.376	66.00	15:02:02.427
3 -	1:05.969	1.459	65.91	15:03:08.396

Nankang Tyre CityCar Cup Championship

RACE 10 - LAP ANALYSIS

DIFF = Difference To Personal Best Lap

4 -	1:04.710 (3)	0.200	67.20	15:04:13.106
5 -	1:05.597	1.087	66.29	15:05:18.703
6 -	1:04.664 (2)	0.154	67.24	15:06:23.367
7 -	1:04.510 (1)		67.40	15:07:27.877
8 -	1:05.986	1.476	65.90	15:08:33.863
9 -	1:04.840	0.330	67.06	15:09:38.703
10 -	1:04.753	0.243	67.15	15:10:43.456

P11 46 Craig FLYNN

LAP	LAP TIME	DIFF	MPH	TIME OF DAY
1 -	1:07.544	2.829	64.38	15:00:55.644
2 -	1:04.715 (1)		67.19	15:02:00.359
3 -	1:06.038	1.323	65.85	15:03:06.397
4 -	1:05.502	0.787	66.38	15:04:11.899
5 -	1:04.893 (2)	0.178	67.01	15:05:16.792
6 -	1:04.925 (3)	0.210	66.97	15:06:21.717
7 -	1:05.226	0.511	66.66	15:07:26.943
8 -	1:06.881	2.166	65.02	15:08:33.824
9 -	1:05.363	0.648	66.53	15:09:39.187
10 -	1:05.024	0.309	66.87	15:10:44.211

P12 41 Alex FODEN

LAP	LAP TIME	DIFF	MPH	TIME OF DAY
1 -	1:09.590	5.118	62.48	15:00:57.690
2 -	1:05.501	1.029	66.38	15:02:03.191
3 -	1:06.299	1.827	65.59	15:03:09.490
4 -	1:04.472 (1)		67.44	15:04:13.962
5 -	1:05.028	0.556	66.87	15:05:18.990
6 -	1:04.721 (3)	0.249	67.19	15:06:23.711
7 -	1:04.485 (2)	0.013	67.43	15:07:28.196
8 -	1:05.890	1.418	65.99	15:08:34.086
9 -	1:05.488	1.016	66.40	15:09:39.574
10 -	1:04.933	0.461	66.97	15:10:44.507

P13 73 Andrew PAYNE

LAP	LAP TIME	DIFF	MPH	TIME OF DAY
1 -	1:10.088	5.756	62.04	15:00:58.188
2 -	1:05.645	1.313	66.24	15:02:03.833
3 -	1:05.843	1.511	66.04	15:03:09.676
4 -	1:05.143	0.811	66.75	15:04:14.819
5 -	1:04.593 (2)	0.261	67.32	15:05:19.412
6 -	1:04.643 (3)	0.311	67.27	15:06:24.055
7 -	1:04.332 (1)		67.59	15:07:28.387
8 -	1:06.005	1.673	65.88	15:08:34.392
9 -	1:05.454	1.122	66.43	15:09:39.846
10 -	1:04.871	0.539	67.03	15:10:44.717

P14 174 Emilia VINCENT

LAP	LAP TIME	DIFF	MPH	TIME OF DAY
1 -	1:11.209	6.560	61.06	15:00:59.309
2 -	1:05.434	0.785	66.45	15:02:04.743
3 -	1:05.501	0.852	66.38	15:03:10.244
4 -	1:05.304	0.655	66.59	15:04:15.548
5 -	1:04.951 (3)	0.302	66.95	15:05:20.499
6 -	1:04.950 (2)	0.301	66.95	15:06:25.449
7 -	1:04.649 (1)		67.26	15:07:30.098
8 -	1:05.156	0.507	66.74	15:08:35.254
9 -	1:06.223	1.574	65.66	15:09:41.477
10 -	1:05.185	0.536	66.71	15:10:46.662

DIFF = Difference To Personal Best Lap

P15 43 Will HOPKINS				
LAP	LAP TIME	DIFF	MPH	TIME OF DAY
1 -	1:12.669	7.887	59.84	15:01:00.769
2 -	1:05.494	0.712	66.39	15:02:06.263
3 -	1:05.236	0.454	66.65	15:03:11.499
4 -	1:04.917 (3)	0.135	66.98	15:04:16.416
5 -	1:04.934	0.152	66.96	15:05:21.350
6 -	1:04.797 (2)	0.015	67.11	15:06:26.147
7 -	1:05.053	0.271	66.84	15:07:31.200
8 -	1:04.782 (1)		67.12	15:08:35.982
9 -	1:06.086	1.304	65.80	15:09:42.068
10 -	1:05.314	0.532	66.57	15:10:47.382

P16 310 John NICHOLSON

LAP	LAP TIME	DIFF	MPH	TIME OF DAY
1 -	1:11.918	7.275	60.46	15:01:00.018
2 -	1:05.128	0.485	66.77	15:02:05.146
3 -	1:05.251	0.608	66.64	15:03:10.397
4 -	1:05.288	0.645	66.60	15:04:15.685
5 -	1:04.989 (3)	0.346	66.91	15:05:20.674
6 -	1:04.983 (2)	0.340	66.91	15:06:25.657
7 -	1:04.643 (1)		67.27	15:07:30.300
8 -	1:05.308	0.665	66.58	15:08:35.608
9 -	1:06.721	2.078	65.17	15:09:42.329
10 -	1:08.783	4.140	63.22	15:10:51.112

P17 91 Liam BROWNING

LAP	LAP TIME	DIFF	MPH	TIME OF DAY
1 -	1:21.950	17.745	53.06	15:01:10.050
2 -	1:04.205 (1)		67.72	15:02:14.255
3 -	1:04.251 (3)	0.046	67.68	15:03:18.506
4 -	1:04.952	0.747	66.95	15:04:23.458
5 -	1:04.218 (2)	0.013	67.71	15:05:27.676
6 -	1:04.929	0.724	66.97	15:06:32.605
7 -	1:04.645	0.440	67.26	15:07:37.250
8 -	1:04.520	0.315	67.39	15:08:41.770
9 -	1:04.257	0.052	67.67	15:09:46.027
10 -	1:05.225	1.020	66.67	15:10:51.252

P18 17 Harvey BLAKE-JONES

LAP	LAP TIME	DIFF	MPH	TIME OF DAY
1 -	1:20.953	16.729	53.71	15:01:09.053
2 -	1:04.959	0.735	66.94	15:02:14.012
3 -	1:05.029	0.805	66.87	15:03:19.041
4 -	1:05.036	0.812	66.86	15:04:24.077
5 -	1:04.414 (2)	0.190	67.51	15:05:28.491
6 -	1:04.776	0.552	67.13	15:06:33.267
7 -	1:04.845	0.621	67.06	15:07:38.112
8 -	1:04.909	0.685	66.99	15:08:43.021
9 -	1:04.459 (3)	0.235	67.46	15:09:47.480
10 -	1:04.224 (1)		67.70	15:10:51.704

P19 99 Benjamin BASTOW

LAP	LAP TIME	DIFF	MPH	TIME OF DAY
1 -	1:22.908	18.559	52.45	15:01:11.008
2 -	1:05.010	0.661	66.89	15:02:16.018
3 -	1:04.458 (3)	0.109	67.46	15:03:20.476
4 -	1:04.561	0.212	67.35	15:04:25.037
5 -	1:04.457 (2)	0.108	67.46	15:05:29.494
6 -	1:04.349 (1)		67.57	15:06:33.843
7 -	1:04.488	0.139	67.43	15:07:38.331

Nankang Tyre CityCar Cup Championship

RACE 10 - LAP ANALYSIS

DIFF = Difference To Personal Best Lap

8 -	1:05.311	0.962	66.58	15:08:43.642
9 -	1:05.577	1.228	66.31	15:09:49.219
10 -	1:05.115	0.766	66.78	15:10:54.334

P20 64 Bob BANNISTER

LAP	LAP TIME	DIFF	MPH	TIME OF DAY
1 -	1:22.610	17.762	52.64	15:01:10.710
2 -	1:06.064	1.216	65.82	15:02:16.774
3 -	1:05.562	0.714	66.32	15:03:22.336
4 -	1:05.167	0.319	66.73	15:04:27.503
5 -	1:05.113 (3)	0.265	66.78	15:05:32.616
6 -	1:04.848 (1)		67.05	15:06:37.464
7 -	1:06.348	1.500	65.54	15:07:43.812
8 -	1:05.046 (2)	0.198	66.85	15:08:48.858
9 -	1:06.176	1.328	65.71	15:09:55.034
10 -	1:05.615	0.767	66.27	15:11:00.649

P21 221 Charles MACKENZIE

LAP	LAP TIME	DIFF	MPH	TIME OF DAY
1 -	1:29.445	25.520	48.61	15:01:17.545
2 -	1:04.593 (3)	0.668	67.32	15:02:22.138
3 -	1:05.664	1.739	66.22	15:03:27.802
4 -	1:04.886	0.961	67.01	15:04:32.688
5 -	1:04.883	0.958	67.02	15:05:37.571
6 -	1:04.701	0.776	67.21	15:06:42.272
7 -	1:04.183 (2)	0.258	67.75	15:07:46.455
8 -	1:03.925 (1)		68.02	15:08:50.380
9 -	1:05.397	1.472	66.49	15:09:55.777
10 -	1:05.166	1.241	66.73	15:11:00.943

P22 97 Alistair MEIRING

LAP	LAP TIME	DIFF	MPH	TIME OF DAY
1 -	1:16.015	10.267	57.20	15:01:04.115
2 -	1:06.669	0.921	65.22	15:02:10.784
3 -	1:06.212 (3)	0.464	65.67	15:03:16.996
4 -	1:07.663	1.915	64.26	15:04:24.659
5 -	1:05.819 (2)	0.071	66.06	15:05:30.478
6 -	1:06.710	0.962	65.18	15:06:37.188
7 -	1:07.013	1.265	64.89	15:07:44.201
8 -	1:05.748 (1)		66.14	15:08:49.949
9 -	1:08.245	2.497	63.72	15:09:58.194
10 -	1:06.658	0.910	65.23	15:11:04.852

P23 27 Joshua JACKSON

LAP	LAP TIME	DIFF	MPH	TIME OF DAY
1 -	1:16.176	11.210	57.08	15:01:04.276
2 -	1:05.773	0.807	66.11	15:02:10.049
3 -	1:05.499	0.533	66.39	15:03:15.548
4 -	1:05.922	0.956	65.96	15:04:21.470
5 -	1:05.736	0.770	66.15	15:05:27.206
6 -	1:05.109 (2)	0.143	66.78	15:06:32.315
7 -	1:04.966 (1)		66.93	15:07:37.281
8 -	1:05.772	0.806	66.11	15:08:43.053
9 -	1:18.388	13.422	55.47	15:10:01.441
10 -	1:05.465 (3)	0.499	66.42	15:11:06.906

P24 36 Prem GHINDE

LAP	LAP TIME	DIFF	MPH	TIME OF DAY
1 -	1:26.202	21.093	50.44	15:01:14.302
2 -	1:06.905	1.796	64.99	15:02:21.207
3 -	1:05.762	0.653	66.12	15:03:26.969

DIFF = Difference To Personal Best Lap

4 -	1:05.863	0.754	66.02	15:04:32.832
5 -	1:06.180	1.071	65.70	15:05:39.012
6 -	1:05.543 (3)	0.434	66.34	15:06:44.555
7 -	1:05.475 (2)	0.366	66.41	15:07:50.030
8 -	1:06.016	0.907	65.87	15:08:56.046
9 -	1:06.463	1.354	65.42	15:10:02.509
10 -	1:05.109 (1)		66.78	15:11:07.618

P25 12 Arthur SIMONDET

LAP	LAP TIME	DIFF	MPH	TIME OF DAY
1 -	1:27.765	22.807	49.54	15:01:15.865
2 -	1:05.510	0.552	66.38	15:02:21.375
3 -	1:06.673	1.715	65.22	15:03:28.048
4 -	1:06.402	1.444	65.48	15:04:34.450
5 -	1:05.462	0.504	66.42	15:05:39.912
6 -	1:05.279 (3)	0.321	66.61	15:06:45.191
7 -	1:05.044 (2)	0.086	66.85	15:07:50.235
8 -	1:06.010	1.052	65.87	15:08:56.245
9 -	1:06.652	1.694	65.24	15:10:02.897
10 -	1:04.958 (1)		66.94	15:11:07.855

P26 111 Richard BLISS

LAP	LAP TIME	DIFF	MPH	TIME OF DAY
1 -	1:35.236	30.826	45.66	15:01:23.336
2 -	1:05.020	0.610	66.88	15:02:28.356
3 -	1:05.055	0.645	66.84	15:03:33.411
4 -	1:04.995	0.585	66.90	15:04:38.406
5 -	1:04.792	0.382	67.11	15:05:43.198
6 -	1:06.412	2.002	65.47	15:06:49.610
7 -	1:04.410 (1)		67.51	15:07:54.020
8 -	1:04.528 (2)	0.118	67.39	15:08:58.548
9 -	1:04.585 (3)	0.175	67.33	15:10:03.133
10 -	1:05.140	0.730	66.75	15:11:08.273

P27 21 Christopher MACKENZIE

LAP	LAP TIME	DIFF	MPH	TIME OF DAY
1 -	1:27.043	22.515	49.95	15:01:15.143
2 -	1:05.273	0.745	66.62	15:02:20.416
3 -	1:04.804	0.276	67.10	15:03:25.220
4 -	1:10.516	5.988	61.66	15:04:35.736
5 -	1:05.724	1.196	66.16	15:05:41.460
6 -	1:08.459	3.931	63.52	15:06:49.919
7 -	1:04.528 (1)		67.39	15:07:54.447
8 -	1:04.544 (2)	0.016	67.37	15:08:58.991
9 -	1:06.306	1.778	65.58	15:10:05.297
10 -	1:04.630 (3)	0.102	67.28	15:11:09.927

P28 22 Joe MILLER

LAP	LAP TIME	DIFF	MPH	TIME OF DAY
1 -	1:30.920	25.257	47.82	15:01:19.020
2 -	1:07.866	2.203	64.07	15:02:26.886
3 -	1:06.383	0.720	65.50	15:03:33.269
4 -	1:06.914	1.251	64.98	15:04:40.183
5 -	1:05.666 (2)	0.003	66.22	15:05:45.849
6 -	1:05.778	0.115	66.11	15:06:51.627
7 -	1:05.663 (1)		66.22	15:07:57.290
8 -	1:05.675 (3)	0.012	66.21	15:09:02.965
9 -	1:06.400	0.737	65.49	15:10:09.365
10 -	1:05.828	0.165	66.06	15:11:15.193

Nankang Tyre CityCar Cup Championship

RACE 10 - LAP ANALYSIS

DIFF = Difference To Personal Best Lap

P29 42 Jason DEANE				
LAP	LAP TIME	DIFF	MPH	TIME OF DAY
1 -	1:36.846	30.712	44.90	15:01:24.946
2 -	1:07.437	1.303	64.48	15:02:32.383
3 -	1:07.539	1.405	64.38	15:03:39.922
4 -	1:06.697	0.563	65.19	15:04:46.619
5 -	1:06.576 (3)	0.442	65.31	15:05:53.195
6 -	1:06.818	0.684	65.08	15:07:00.013
7 -	1:06.285 (2)	0.151	65.60	15:08:06.298
8 -	1:06.134 (1)		65.75	15:09:12.432
9 -	1:09.163	3.029	62.87	15:10:21.595
10 -	1:07.282	1.148	64.63	15:11:28.877

P30 5 David WILLIAMS				
LAP	LAP TIME	DIFF	MPH	TIME OF DAY
1 -	1:30.318 (2)	20.018	48.14	15:01:18.418
2 -	1:10.300 (1)		61.85	15:02:28.718

Nankang Tyre CityCar Cup Championship

RACE 10 - STATISTICS

Competitors Started 30
Planned Start 2023-08-20 @ 14:31:00.000
Actual Start 2023-08-20 @ 14:59:48.100
Finish Time 2023-08-20 @ 15:10:26.071
Track Length 1.2079mi.
Total Laps 292
Total Distance Covered 352.7201mi.

Session Fastest Lap History

NO	CL	NAME	LAP TIME	TIME OF DAY	LAP	VEHICLE
65	SMC	Richard JEPP	1:04.398	15:00:52.511	1	Peugeot 107
65	SMC	Richard JEPP	1:04.199	15:01:56.709	2	Peugeot 107
18		Stuart BLISS	1:04.159	15:01:56.791	2	Toyota Aygo
3		Elliot LETTIS	1:03.551	15:01:57.620	2	Peugeot 107
3		Elliot LETTIS	1:03.476	15:04:05.224	4	Peugeot 107
18		Stuart BLISS	1:03.460	15:07:15.747	7	Toyota Aygo
3		Elliot LETTIS	1:03.303	15:07:16.088	7	Peugeot 107

Session Leader History

NO	CL	NAME	FROM LAP	LAPS LED	DISTANCE	VEHICLE
65	SMC	Richard JEPP	1	2	2.41 miles	Peugeot 107
18		Stuart BLISS	3	8	9.66 miles	Toyota Aygo

Flag History

TYPE	TIME OF DAY
GREEN	14:59:48.100
FINISH	15:10:26.071

Flag Statistics

TYPE	COUNT	TOTAL LAPS	TOTAL TIME
Green	1	10	11:51.400
Red	0	0	0.000
Safety Car	0	0	0.000
FCY	0	0	0.000

Nankang Tyre CityCar Cup Championship

RACE 10 - STATISTICS

CLASS :

16 Starters

Fastest Lap History

NO	NAME	LAP TIME	TIME OF DAY	LAP	VEHICLE
18	Stuart BLISS	1:04.605	15:00:52.630	1	Toyota Aygo
18	Stuart BLISS	1:04.159	15:01:56.791	2	Toyota Aygo
3	Elliot LETTIS	1:03.551	15:01:57.620	2	Peugeot 107
3	Elliot LETTIS	1:03.476	15:04:05.224	4	Peugeot 107
18	Stuart BLISS	1:03.460	15:07:15.747	7	Toyota Aygo
3	Elliot LETTIS	1:03.303	15:07:16.088	7	Peugeot 107

Leader History

NO	NAME	FROM LAP	LAPS LED	DISTANCE	VEHICLE
18	Stuart BLISS	1	10	12.07 miles	Toyota Aygo

Nankang Tyre CityCar Cup Championship

RACE 10 - STATISTICS

CLASS : NOV

9 Starters

Fastest Lap History

NO	NAME	LAP TIME	TIME OF DAY	LAP	VEHICLE
210	Luis TORRES	1:05.821	15:00:53.935	1	Citroen C1
210	Luis TORRES	1:04.728	15:01:58.663	2	Citroen C1
23	Joe MOSS	1:04.188	15:01:58.787	2	Citroen C1
23	Joe MOSS	1:03.915	15:04:07.046	4	Citroen C1
23	Joe MOSS	1:03.763	15:06:14.741	6	Citroen C1

Leader History

NO	NAME	FROM LAP	LAPS LED	DISTANCE	VEHICLE
210	Luis TORRES	1	2	2.41 miles	Citroen C1
23	Joe MOSS	3	8	9.66 miles	Citroen C1

Nankang Tyre CityCar Cup Championship

RACE 10 - STATISTICS

CLASS : SMC

3 Starters

Fastest Lap History

NO	NAME	LAP TIME	TIME OF DAY	LAP	VEHICLE
65	Richard JEPP	1:04.398	15:00:52.511	1	Peugeot 107
65	Richard JEPP	1:04.199	15:01:56.709	2	Peugeot 107
65	Richard JEPP	1:04.057	15:05:10.316	5	Peugeot 107
65	Richard JEPP	1:03.955	15:06:14.271	6	Peugeot 107
65	Richard JEPP	1:03.953	15:09:26.473	9	Peugeot 107

Leader History

NO	NAME	FROM LAP	LAPS LED	DISTANCE	VEHICLE
65	Richard JEPP	1	10	12.07 miles	Peugeot 107

Nankang Tyre CityCar Cup Championship

RACE 10 - STATISTICS

CLASS : SMC (N)

2 Starters

Fastest Lap History

NO	NAME	LAP TIME	TIME OF DAY	LAP	VEHICLE
72	Haydn PAYNE	1:09.190	15:00:57.212	1	Toyota Aygo
72	Haydn PAYNE	1:05.348	15:02:02.651	2	Toyota Aygo
72	Haydn PAYNE	1:04.631	15:04:13.361	4	Toyota Aygo
72	Haydn PAYNE	1:04.383	15:05:17.743	5	Toyota Aygo

Leader History

NO	NAME	FROM LAP	LAPS LED	DISTANCE	VEHICLE
72	Haydn PAYNE	1	10	12.07 miles	Toyota Aygo