



MILLTEK SPORT CIVIC CUP



BRSCC Formula Ford Festival
Brands Hatch Indy
22nd October 2023



Timing & Results Provided by Timing Solutions Ltd

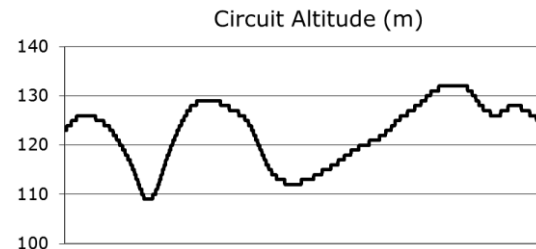
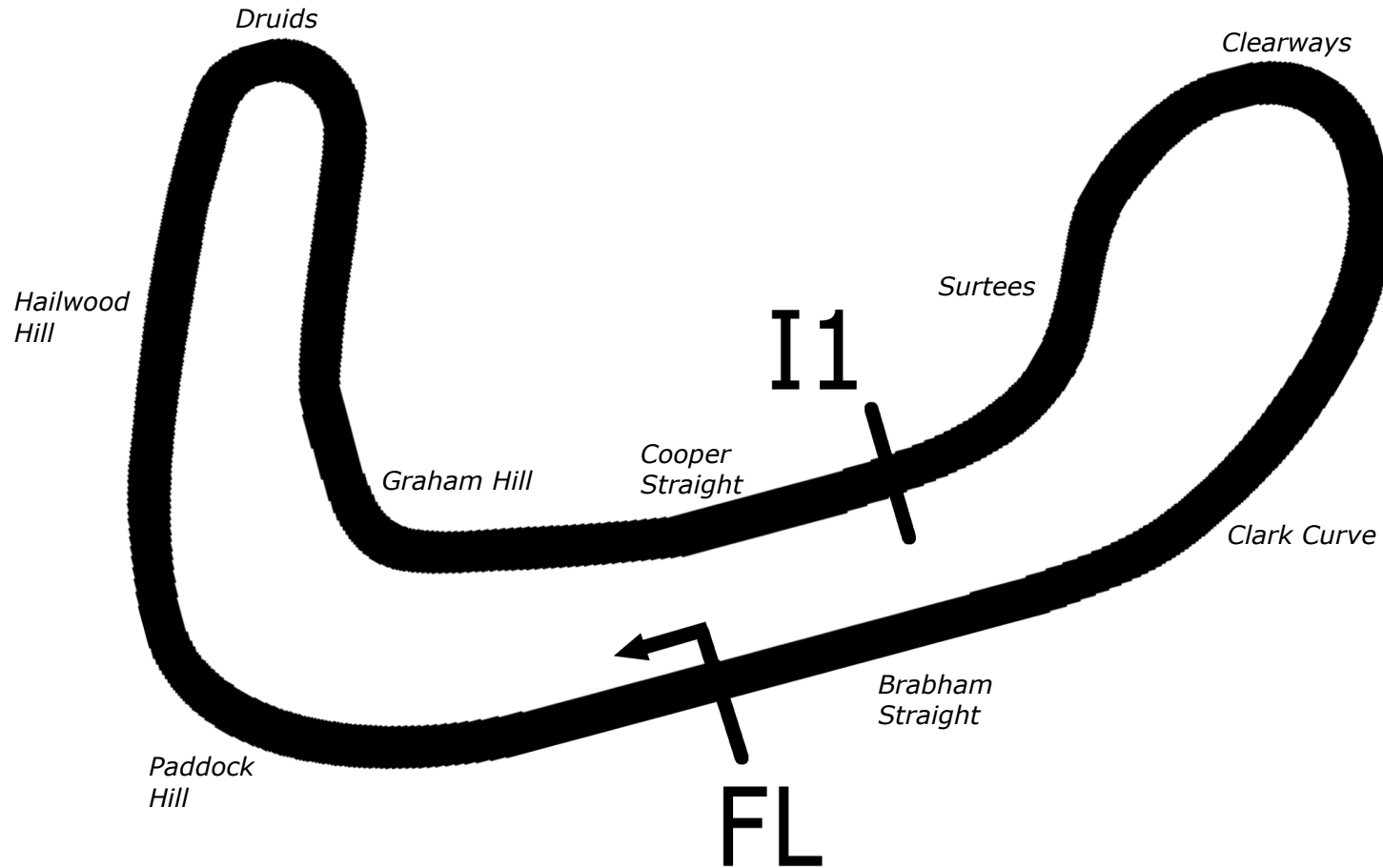
www.tsl-timing.com

Brands Hatch Indy



SPORTS TIMING

TIMING SOLUTIONS LTD



Length	1.2079 miles	1944.0 m	
FL		51.36032 N	0.26032 E
I1	1112m	51.35934 N	0.25955 E
Pit Entry	1669m	51.35911 N	0.25743 E
Pit Exit	26m after FL	51.36027 N	0.26078 E
Pit Entry-Pit Exit 277m, 19.9s @50kph, 16.6s @60kph			

All results available at www.tsl-timing.com

Milltek Sport Civic Cup

QUALIFYING - RACE 13 - CLASSIFICATION

POS	NO	NAME	ENTRY	TIME	ON	LAPS	GAP	DIFF	MPH
1	29*	Dan THACKERAY	Honda Civic EP3	53.044	8	17			81.98
2	33	Max EDMUNDSON	Honda Civic EP3	53.090	9	16	0.046	0.046	81.91
3	62*	Liam MCGILL	Honda Civic EP3	53.240	10	17	0.196	0.150	81.67
4	45*	Alistair CAMP	Honda Civic EP3	53.463	8	17	0.419	0.223	81.33
5	66	Dave MARSHALL	Honda Civic FN2	53.542	14	14	0.498	0.079	81.21
6	54	Harvey CATON	Honda Civic EP3	53.561	11	14	0.517	0.019	81.18
7	138*	Lewis KENT	Honda Civic EP3	53.566	16	16	0.522	0.005	81.18
8	14	Ryan BENSLEY	Honda Civic EP3	53.652	15	16	0.608	0.086	81.05
9	97	Alex KITE	Honda Civic EP3	53.679	14	16	0.635	0.027	81.01
10	19	Jack RUDELL	Honda Civic EP3	54.039	16	16	0.995	0.360	80.47
11	28	Loui HOUNSELL	Honda Civic EP3	54.126	13	14	1.082	0.087	80.34
12	77	Travis CHAPMAN	Honda Civic EP3	54.133	13	15	1.089	0.007	80.33
13	24	Tommy KNIGHT	Honda Civic EP3	54.208	15	16	1.164	0.075	80.22
14	98	Jordan BRENNAN	Honda Civic EP3	54.368	9	11	1.324	0.160	79.98
15	65	Sam NICOLAOU	Honda Civic EP3	54.523	15	16	1.479	0.155	79.75
16	11	Bradley KENT	Honda Civic FN2	54.527	7	15	1.483	0.004	79.75
17	333	Harry ENGLAND	Honda Civic EP3	54.602	15	15	1.558	0.075	79.64
18	70*	Owen HILLMAN	Honda Civic EP3	54.609	11	14	1.565	0.007	79.63
19	74	Anthony GANNON	Honda Civic EP3	56.339	13	15	3.295	1.730	77.18
20	76	Simon WELCH	Honda Civic EP3	59.934	8	9	6.890	3.595	72.55
21	27	Charlotte BIRCH	Honda Civic EP3	1:21.067	2	4	28.023	21.133	53.64

No. 29, 45, 62 - 1 Lap time disallowed; exceeding track limits.

No. 138 - 2 Lap times disallowed; exceeding track limits.

No. 70 - 3 Lap times disallowed; exceeding track limits.

Weather / Track : Bright / Dry

These results are provisional until the conclusion of any judicial and technical matters.

Brands Hatch Indy: 1.2079 miles
Date: 22/10/2023 Start: 10:00 Finish: 10:15

Clerk Of Course : Andrew Roberts	Stewards :	Timekeeper : Sarah Evans
----------------------------------	------------	--------------------------

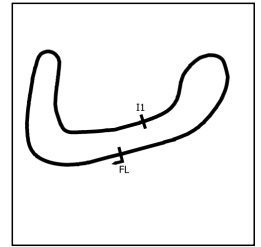
Results can be found at www.tsl-timing.com

Printed - 10:22 Sunday, 22 October 2023



Milltek Sport Civic Cup

QUALIFYING - RACE 13 - SECTOR ANALYSIS



SECTOR 1 = FL to I1, SECTOR 2 = I1 to FL, DIFF = Difference To Personal Best Lap, P = Crossed Finish Line in Pit Lane, D = Time Disallowed

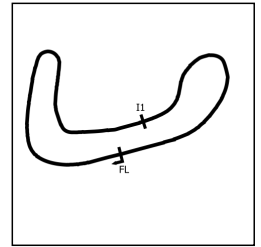
P1 29		Dan THACKERAY		Honda Civic EP3		
IDEAL LAP TIME : 53.044		BEST LAP TIME : 53.044		DIFFERENCE : 0.000		
LAP	SECTOR 1	SECTOR 2	LAP TIME	MPH	DIFF	TIME OF DAY
1 -	OUTLAP	23.780	1:02.702	69.35	9.658	10:01:17.947
2 -	33.941	22.742	56.683	76.71	3.639	10:02:14.630
3 -	33.081	22.141	55.222 D	78.74	2.178	10:03:09.852
4 -	35.187	22.959	58.146	74.78	5.102	10:04:07.998
5 -	32.360	21.838	54.198	80.23	1.154	10:05:02.196
6 -	31.845	21.661	53.506	81.27	0.462	10:05:55.702
7 -	31.904	21.509	53.413	81.41	0.369	10:06:49.115
8 -	31.577	21.467	53.044 (1)	81.98		10:07:42.159
9 -	32.031	22.272	54.303	80.08	1.259	10:08:36.462
10 -	32.648	22.121	54.769	79.39	1.725	10:09:31.231
11 -	31.725	21.646	53.371	81.47	0.327	10:10:24.602
12 -	31.673	21.504	53.177 (3)	81.77	0.133	10:11:17.779
13 -	31.612	21.593	53.205	81.73	0.161	10:12:10.984
14 -	33.116	22.134	55.250	78.70	2.206	10:13:06.234
15 -	31.628	21.470	53.098 (2)	81.89	0.054	10:13:59.332
16 -	31.670	22.429	54.099	80.38	1.055	10:14:53.431
17 -	32.768	21.653	54.421	79.90	1.377	10:15:47.852

P2 33		Max EDMUNDSON		Honda Civic EP3		
IDEAL LAP TIME : 53.041		BEST LAP TIME : 53.090		DIFFERENCE : 0.049		
LAP	SECTOR 1	SECTOR 2	LAP TIME	MPH	DIFF	TIME OF DAY
1 -	OUTLAP	24.018	1:02.026	70.10	8.936	10:01:14.171
2 -	33.253	22.599	55.852	77.85	2.762	10:02:10.023
3 -	32.455	21.934	54.389	79.95	1.299	10:03:04.412
4 -	31.837	21.687	53.524	81.24	0.434	10:03:57.936
5 -	32.329	21.600	53.929	80.63	0.839	10:04:51.865
6 -	31.660	21.560	53.220	81.70	0.130	10:05:45.085
7 -	31.753	22.519	54.272	80.12	1.182	10:06:39.357
8 -	31.725	21.455	53.180 (3)	81.77	0.090	10:07:32.537
9 -	31.689	21.401	53.090 (1)	81.91		10:08:25.627
10 -	35.263	21.805	57.068	76.20	3.978	10:09:22.695
11 -	31.738	21.547	53.285	81.61	0.195	10:10:15.980
12 -	31.640	21.616	53.256	81.65	0.166	10:11:09.236
13 -	31.653	21.460	53.113 (2)	81.87	0.023	10:12:02.349
14 -	33.712	22.042	55.754	77.99	2.664	10:12:58.103
15 -	31.677	22.391	54.068	80.42	0.978	10:13:52.171
16 -	31.846	21.753	53.599	81.13	0.509	10:14:45.770

P3 62		Liam MCGILL		Honda Civic EP3		
IDEAL LAP TIME : 53.146		BEST LAP TIME : 53.240		DIFFERENCE : 0.094		
LAP	SECTOR 1	SECTOR 2	LAP TIME	MPH	DIFF	TIME OF DAY
1 -	OUTLAP	24.092	1:03.473	68.51	10.233	10:01:14.947
2 -	33.657	22.209	55.866	77.83	2.626	10:02:10.813
3 -	32.495	21.896	54.391	79.95	1.151	10:03:05.204
4 -	32.380	21.672	54.052	80.45	0.812	10:03:59.256
5 -	32.347	21.610	53.957	80.59	0.717	10:04:53.213
6 -	31.867	21.505	53.372	81.47	0.132	10:05:46.585
7 -	31.750	21.549	53.299 (2)	81.58	0.059	10:06:39.884
8 -	32.070	21.396	53.466	81.33	0.226	10:07:33.350
9 -	31.874	21.478	53.352	81.50	0.112	10:08:26.702
10 -	31.799	21.441	53.240 (1)	81.67		10:09:19.942
11 -	31.851	21.486	53.337 (3)	81.53	0.097	10:10:13.279
12 -	32.500	22.622	55.122	78.89	1.882	10:11:08.401
13 -	31.886	21.647	53.533 D	81.23	0.293	10:12:01.934
14 -	31.952	21.625	53.577	81.16	0.337	10:12:55.511
15 -	33.010	21.794	54.804	79.34	1.564	10:13:50.315
16 -	31.993	21.651	53.644	81.06	0.404	10:14:43.959
17 -	32.017	21.639	53.656	81.04	0.416	10:15:37.615

Milltek Sport Civic Cup

QUALIFYING - RACE 13 - SECTOR ANALYSIS



SECTOR 1 = FL to I1, SECTOR 2 = I1 to FL, DIFF = Difference To Personal Best Lap, P = Crossed Finish Line in Pit Lane, D = Time Disallowed

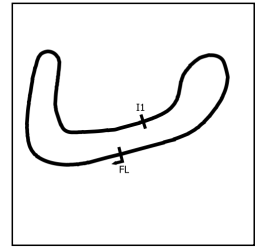
P4 45		Alistair CAMP		Honda Civic EP3		
IDEAL LAP TIME : 53.382		BEST LAP TIME : 53.463		DIFFERENCE : 0.081		
LAP	SECTOR 1	SECTOR 2	LAP TIME	MPH	DIFF	TIME OF DAY
1 -	OUTLAP	23.449	1:02.739	69.31	9.276	10:01:18.981
2 -	33.977	22.684	56.661	76.74	3.198	10:02:15.642
3 -	33.363	22.485	55.848	77.86	2.385	10:03:11.490
4 -	32.610	22.084	54.694	79.50	1.231	10:04:06.184
5 -	32.308	21.872	54.180	80.26	0.717	10:05:00.364
6 -	32.744	22.662	55.406	78.48	1.943	10:05:55.770
7 -	32.356	21.776	54.132	80.33	0.669	10:06:49.902
8 -	31.887	21.576	53.463 (1)	81.33		10:07:43.365
9 -	31.944	22.907	54.851 D	79.28	1.388	10:08:38.216
10 -	32.104	21.757	53.861	80.73	0.398	10:09:32.077
11 -	32.069	21.587	53.656	81.04	0.193	10:10:25.733
12 -	31.878	21.630	53.508 (2)	81.27	0.045	10:11:19.241
13 -	32.539	22.519	55.058	78.98	1.595	10:12:14.299
14 -	31.806	21.743	53.549 (3)	81.20	0.086	10:13:07.848
15 -	33.475	22.146	55.621	78.18	2.158	10:14:03.469
16 -	32.122	21.789	53.911	80.66	0.448	10:14:57.380
17 -	32.027	21.864	53.891	80.69	0.428	10:15:51.271

P5 66		Dave MARSHALL		Honda Civic FN2		
IDEAL LAP TIME : 53.517		BEST LAP TIME : 53.542		DIFFERENCE : 0.025		
LAP	SECTOR 1	SECTOR 2	LAP TIME	MPH	DIFF	TIME OF DAY
1 -	OUTLAP	24.722	1:05.249	66.64	11.707	10:01:40.050
2 -	36.076	23.450	59.526	73.05	5.984	10:02:39.576
3 -	35.099	IN PIT	2:37.775 P	27.56	1:44.233	10:05:17.351
4 -	OUTLAP	22.674	1:02.123	69.99	8.581	10:06:19.474
5 -	32.959	22.086	55.045	79.00	1.503	10:07:14.519
6 -	32.505	22.010	54.515	79.76	0.973	10:08:09.034
7 -	32.310	21.898	54.208	80.22	0.666	10:09:03.242
8 -	32.254	22.025	54.279	80.11	0.737	10:09:57.521
9 -	34.845	22.290	57.135	76.11	3.593	10:10:54.656
10 -	32.576	21.780	54.356	80.00	0.814	10:11:49.012
11 -	32.092	22.842	54.934	79.16	1.392	10:12:43.946
12 -	32.291	21.753	54.044 (3)	80.46	0.502	10:13:37.990
13 -	32.153	21.627	53.780 (2)	80.85	0.238	10:14:31.770
14 -	31.890	21.652	53.542 (1)	81.21		10:15:25.312

P6 54		Harvey CATON		Honda Civic EP3		
IDEAL LAP TIME : 53.463		BEST LAP TIME : 53.561		DIFFERENCE : 0.098		
LAP	SECTOR 1	SECTOR 2	LAP TIME	MPH	DIFF	TIME OF DAY
1 -	OUTLAP	23.433	1:02.191	69.92	8.630	10:01:16.234
2 -	33.970	22.586	56.556	76.89	2.995	10:02:12.790
3 -	33.079	22.382	55.461	78.40	1.900	10:03:08.251
4 -	32.756	22.003	54.759	79.41	1.198	10:04:03.010
5 -	32.293	21.949	54.242	80.17	0.681	10:04:57.252
6 -	32.535	21.762	54.297	80.08	0.736	10:05:51.549
7 -	32.279	22.035	54.314	80.06	0.753	10:06:45.863
8 -	32.209	21.702	53.911	80.66	0.350	10:07:39.774
9 -	31.913	21.935	53.848	80.75	0.287	10:08:33.622
10 -	31.965	21.712	53.677 (2)	81.01	0.116	10:09:27.299
11 -	31.761	21.800	53.561 (1)	81.18		10:10:20.860
12 -	32.131	21.834	53.965	80.58	0.404	10:11:14.825
13 -	32.098	22.182	54.280	80.11	0.719	10:12:09.105
14 -	32.084	21.727	53.811 (3)	80.81	0.250	10:13:02.916

Milltek Sport Civic Cup

QUALIFYING - RACE 13 - SECTOR ANALYSIS



SECTOR 1 = FL to I1, SECTOR 2 = I1 to FL, DIFF = Difference To Personal Best Lap, P = Crossed Finish Line in Pit Lane, D = Time Disallowed

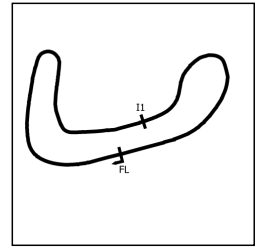
P7 138		Lewis KENT		Honda Civic EP3		
IDEAL LAP TIME : 53.480		BEST LAP TIME : 53.566		DIFFERENCE : 0.086		
LAP	SECTOR 1	SECTOR 2	LAP TIME	MPH	DIFF	TIME OF DAY
1 -	OUTLAP	24.044	1:02.680	69.37	9.114	10:01:15.968
2 -	33.863	22.861	56.724	76.66	3.158	10:02:12.692
3 -	33.769	22.667	56.436	77.05	2.870	10:03:09.128
4 -	32.756	22.116	54.872	79.24	1.306	10:04:04.000
5 -	32.335	22.101	54.436	79.88	0.870	10:04:58.436
6 -	32.363	21.922	54.285	80.10	0.719	10:05:52.721
7 -	32.256	21.904	54.160	80.29	0.594	10:06:46.881
8 -	32.085	21.870	53.955	80.59	0.389	10:07:40.836
9 -	32.156	22.003	54.159	80.29	0.593	10:08:34.995
10 -	32.025	21.875	53.900	80.67	0.334	10:09:28.895
11 -	32.306	21.868	54.174	80.27	0.608	10:10:23.069
12 -	31.937	21.873	53.810	(3) 80.81	0.244	10:11:16.879
13 -	31.925	21.896	53.821	80.79	0.255	10:12:10.700
14 -	32.056	21.868	53.924	D 80.64	0.358	10:13:04.624
15 -	31.780	21.843	53.623	(2) 81.09	0.057	10:13:58.247
16 -	31.866	21.700	53.566	(1) 81.18		10:14:51.813

P8 14		Ryan BENSLEY		Honda Civic EP3		
IDEAL LAP TIME : 53.652		BEST LAP TIME : 53.652		DIFFERENCE : 0.000		
LAP	SECTOR 1	SECTOR 2	LAP TIME	MPH	DIFF	TIME OF DAY
1 -	OUTLAP	25.149	1:07.399	64.52	13.747	10:01:33.043
2 -	35.283	24.183	59.466	73.12	5.814	10:02:32.509
3 -	33.752	22.752	56.504	76.96	2.852	10:03:29.013
4 -	34.399	22.268	56.667	76.73	3.015	10:04:25.680
5 -	32.853	22.182	55.035	79.01	1.383	10:05:20.715
6 -	32.835	22.404	55.239	78.72	1.587	10:06:15.954
7 -	32.626	22.003	54.629	79.60	0.977	10:07:10.583
8 -	32.495	21.951	54.446	79.87	0.794	10:08:05.029
9 -	32.395	21.919	54.314	80.06	0.662	10:08:59.343
10 -	32.301	21.895	54.196	80.23	0.544	10:09:53.539
11 -	32.250	21.734	53.984	80.55	0.332	10:10:47.523
12 -	32.147	21.780	53.927	(3) 80.63	0.275	10:11:41.450
13 -	32.191	22.012	54.203	80.22	0.551	10:12:35.653
14 -	32.165	21.671	53.836	(2) 80.77	0.184	10:13:29.489
15 -	32.033	21.619	53.652	(1) 81.05		10:14:23.141
16 -	32.196	22.207	54.403	79.93	0.751	10:15:17.544

P9 97		Alex KITE		Honda Civic EP3		
IDEAL LAP TIME : 53.679		BEST LAP TIME : 53.679		DIFFERENCE : 0.000		
LAP	SECTOR 1	SECTOR 2	LAP TIME	MPH	DIFF	TIME OF DAY
1 -	OUTLAP	23.267	1:01.629	70.56	7.950	10:01:23.470
2 -	33.293	22.339	55.632	78.16	1.953	10:02:19.102
3 -	33.227	21.962	55.189	78.79	1.510	10:03:14.291
4 -	32.923	22.080	55.003	79.06	1.324	10:04:09.294
5 -	32.160	21.768	53.928	(3) 80.63	0.249	10:05:03.222
6 -	32.139	21.842	53.981	80.55	0.302	10:05:57.203
7 -	32.053	22.621	54.674	79.53	0.995	10:06:51.877
8 -	32.250	21.821	54.071	80.42	0.392	10:07:45.948
9 -	32.045	21.781	53.826	(2) 80.79	0.147	10:08:39.774
10 -	34.595	IN PIT	1:43.532	P 42.00	49.853	10:10:23.306
11 -	OUTLAP	21.827	57.459	75.68	3.780	10:11:20.765
12 -	32.643	22.504	55.147	78.85	1.468	10:12:15.912
13 -	32.237	21.921	54.158	80.29	0.479	10:13:10.070
14 -	31.997	21.682	53.679	(1) 81.01		10:14:03.749
15 -	33.036	22.030	55.066	78.97	1.387	10:14:58.815
16 -	32.482	21.910	54.392	79.94	0.713	10:15:53.207

Milltek Sport Civic Cup

QUALIFYING - RACE 13 - SECTOR ANALYSIS



SECTOR 1 = FL to I1, SECTOR 2 = I1 to FL, DIFF = Difference To Personal Best Lap, P = Crossed Finish Line in Pit Lane, D = Time Disallowed

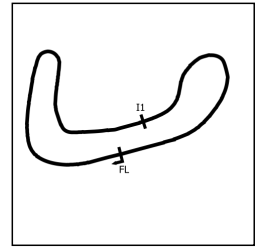
P10 19		Jack RUDELL		Honda Civic EP3		
IDEAL LAP TIME : 54.039		BEST LAP TIME : 54.039		DIFFERENCE : 0.000		
LAP	SECTOR 1	SECTOR 2	LAP TIME	MPH	DIFF	TIME OF DAY
1 -	OUTLAP	24.971	1:04.877	67.02	10.838	10:01:25.615
2 -	35.238	23.835	59.073	73.61	5.034	10:02:24.688
3 -	33.914	22.924	56.838	76.50	2.799	10:03:21.526
4 -	33.239	22.774	56.013	77.63	1.974	10:04:17.539
5 -	32.839	22.370	55.209	78.76	1.170	10:05:12.748
6 -	32.325	22.518	54.843	79.29	0.804	10:06:07.591
7 -	32.406	22.076	54.482	79.81	0.443	10:07:02.073
8 -	32.328	21.977	54.305 (3)	80.07	0.266	10:07:56.378
9 -	36.136	23.469	59.605	72.95	5.566	10:08:55.983
10 -	32.683	21.965	54.648	79.57	0.609	10:09:50.631
11 -	32.630	22.163	54.793	79.36	0.754	10:10:45.424
12 -	35.678	22.887	58.565	74.25	4.526	10:11:43.989
13 -	32.377	22.098	54.475	79.82	0.436	10:12:38.464
14 -	32.871	23.008	55.879	77.82	1.840	10:13:34.343
15 -	32.255	21.967	54.222 (2)	80.19	0.183	10:14:28.565
16 -	32.090	21.949	54.039 (1)	80.47		10:15:22.604

P11 28		Loui HOUNSELL		Honda Civic EP3		
IDEAL LAP TIME : 54.088		BEST LAP TIME : 54.126		DIFFERENCE : 0.038		
LAP	SECTOR 1	SECTOR 2	LAP TIME	MPH	DIFF	TIME OF DAY
1 -	OUTLAP	25.153	1:05.350	66.54	11.224	10:01:34.737
2 -	34.501	23.932	58.433	74.42	4.307	10:02:33.170
3 -	33.583	22.867	56.450	77.03	2.324	10:03:29.620
4 -	33.124	22.200	55.324	78.60	1.198	10:04:24.944
5 -	34.347	22.099	56.446	77.04	2.320	10:05:21.390
6 -	32.862	22.281	55.143	78.86	1.017	10:06:16.533
7 -	32.681	22.166	54.847	79.28	0.721	10:07:11.380
8 -	32.810	IN PIT	2:09.114 P	33.68	1:14.988	10:09:20.494
9 -	OUTLAP	25.424	1:08.816	63.19	14.690	10:10:29.310
10 -	33.325	22.968	56.293	77.24	2.167	10:11:25.603
11 -	32.952	22.867	55.819	77.90	1.693	10:12:21.422
12 -	32.234	22.085	54.319 (2)	80.05	0.193	10:13:15.741
13 -	32.187	21.939	54.126 (1)	80.34		10:14:09.867
14 -	32.149	22.663	54.812 (3)	79.33	0.686	10:15:04.679

P12 77		Travis CHAPMAN		Honda Civic EP3		
IDEAL LAP TIME : 54.041		BEST LAP TIME : 54.133		DIFFERENCE : 0.092		
LAP	SECTOR 1	SECTOR 2	LAP TIME	MPH	DIFF	TIME OF DAY
1 -	OUTLAP	26.274	1:08.984	63.03	14.851	10:01:49.268
2 -	34.982	23.450	58.432	74.42	4.299	10:02:47.700
3 -	34.542	22.872	57.414	75.74	3.281	10:03:45.114
4 -	33.157	22.489	55.646	78.14	1.513	10:04:40.760
5 -	32.726	23.093	55.819	77.90	1.686	10:05:36.579
6 -	32.663	22.474	55.137	78.86	1.004	10:06:31.716
7 -	33.072	IN PIT	1:59.174 P	36.48	1:05.041	10:08:30.890
8 -	OUTLAP	23.096	1:03.788	68.17	9.655	10:09:34.678
9 -	32.524	21.975	54.499	79.79	0.366	10:10:29.177
10 -	32.557	22.055	54.612	79.62	0.479	10:11:23.789
11 -	32.564	22.734	55.298	78.63	1.165	10:12:19.087
12 -	32.418	22.062	54.480 (2)	79.82	0.347	10:13:13.567
13 -	32.296	21.837	54.133 (1)	80.33		10:14:07.700
14 -	32.204	22.584	54.788	79.37	0.655	10:15:02.488
15 -	32.539	21.952	54.491 (3)	79.80	0.358	10:15:56.979

Milltek Sport Civic Cup

QUALIFYING - RACE 13 - SECTOR ANALYSIS



SECTOR 1 = FL to I1, SECTOR 2 = I1 to FL, DIFF = Difference To Personal Best Lap, P = Crossed Finish Line in Pit Lane, D = Time Disallowed

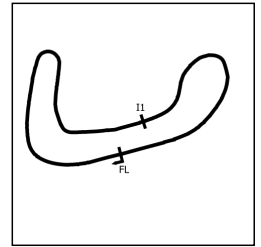
P13 24		Tommy KNIGHT		Honda Civic EP3		
IDEAL LAP TIME : 54.193		BEST LAP TIME : 54.208		DIFFERENCE : 0.015		
LAP	SECTOR 1	SECTOR 2	LAP TIME	MPH	DIFF	TIME OF DAY
1 -	OUTLAP	27.958	1:11.170	61.10	16.962	10:01:34.413
2 -	37.640	23.888	1:01.528	70.67	7.320	10:02:35.941
3 -	36.350	23.713	1:00.063	72.40	5.855	10:03:36.004
4 -	35.141	23.463	58.604	74.20	4.396	10:04:34.608
5 -	34.221	22.829	57.050	76.22	2.842	10:05:31.658
6 -	33.551	22.509	56.060	77.57	1.852	10:06:27.718
7 -	33.014	22.267	55.281	78.66	1.073	10:07:22.999
8 -	34.771	22.639	57.410	75.74	3.202	10:08:20.409
9 -	32.828	22.200	55.028	79.02	0.820	10:09:15.437
10 -	32.955	22.222	55.177	78.81	0.969	10:10:10.614
11 -	32.656	22.010	54.666 (3)	79.54	0.458	10:11:05.280
12 -	32.751	22.103	54.854	79.27	0.646	10:12:00.134
13 -	32.474	21.973	54.447 (2)	79.86	0.239	10:12:54.581
14 -	34.586	23.481	58.067	74.88	3.859	10:13:52.648
15 -	32.220	21.988	54.208 (1)	80.22		10:14:46.856
16 -	32.708	22.229	54.937	79.15	0.729	10:15:41.793

P14 98		Jordan BRENNAN		Honda Civic EP3		
IDEAL LAP TIME : 54.355		BEST LAP TIME : 54.368		DIFFERENCE : 0.013		
LAP	SECTOR 1	SECTOR 2	LAP TIME	MPH	DIFF	TIME OF DAY
1 -	OUTLAP	26.265	1:09.744	62.35	15.376	10:01:37.113
2 -	37.839	IN PIT	4:49.300 P	15.03	3:54.932	10:06:26.413
3 -	OUTLAP	24.422	1:06.875	65.02	12.507	10:07:33.288
4 -	35.324	22.539	57.863	75.15	3.495	10:08:31.151
5 -	32.941	22.243	55.184	78.80	0.816	10:09:26.335
6 -	42.467	25.349	1:07.816	64.12	13.448	10:10:34.151
7 -	33.368	22.472	55.840	77.87	1.472	10:11:29.991
8 -	32.640	22.077	54.717 (3)	79.47	0.349	10:12:24.708
9 -	32.421	21.947	54.368 (1)	79.98		10:13:19.076
10 -	32.909	22.056	54.965	79.11	0.597	10:14:14.041
11 -	32.518	21.934	54.452 (2)	79.86	0.084	10:15:08.493

P15 65		Sam NICOLAOU		Honda Civic EP3		
IDEAL LAP TIME : 54.523		BEST LAP TIME : 54.523		DIFFERENCE : 0.000		
LAP	SECTOR 1	SECTOR 2	LAP TIME	MPH	DIFF	TIME OF DAY
1 -	OUTLAP	26.630	1:08.190	63.77	13.667	10:01:38.521
2 -	37.969	24.076	1:02.045	70.08	7.522	10:02:40.566
3 -	35.996	23.651	59.647	72.90	5.124	10:03:40.213
4 -	34.209	23.079	57.288	75.90	2.765	10:04:37.501
5 -	33.669	22.725	56.394	77.11	1.871	10:05:33.895
6 -	33.393	22.574	55.967	77.69	1.444	10:06:29.862
7 -	33.273	22.601	55.874	77.82	1.351	10:07:25.736
8 -	33.419	22.527	55.946	77.72	1.423	10:08:21.682
9 -	33.040	22.358	55.398	78.49	0.875	10:09:17.080
10 -	33.349	22.297	55.646	78.14	1.123	10:10:12.726
11 -	33.991	23.078	57.069	76.19	2.546	10:11:09.795
12 -	32.560	22.233	54.793 (2)	79.36	0.270	10:12:04.588
13 -	33.099	22.626	55.725	78.03	1.202	10:13:00.313
14 -	33.055	22.144	55.199	78.78	0.676	10:13:55.512
15 -	32.516	22.007	54.523 (1)	79.75		10:14:50.035
16 -	32.773	22.155	54.928 (3)	79.16	0.405	10:15:44.963

Milltek Sport Civic Cup

QUALIFYING - RACE 13 - SECTOR ANALYSIS



SECTOR 1 = FL to I1, SECTOR 2 = I1 to FL, DIFF = Difference To Personal Best Lap, P = Crossed Finish Line in Pit Lane, D = Time Disallowed

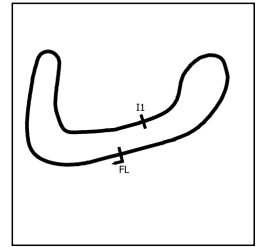
P16 11		Bradley KENT		Honda Civic FN2		
IDEAL LAP TIME : 54.446		BEST LAP TIME : 54.527		DIFFERENCE : 0.081		
LAP	SECTOR 1	SECTOR 2	LAP TIME	MPH	DIFF	TIME OF DAY
1 -	OUTLAP	23.776	1:01.706	70.47	7.179	10:01:21.549
2 -	33.878	22.757	56.635	76.78	2.108	10:02:18.184
3 -	33.134	22.690	55.824	77.89	1.297	10:03:14.008
4 -	33.679	22.405	56.084	77.53	1.557	10:04:10.092
5 -	32.530	22.542	55.072	78.96	0.545	10:05:05.164
6 -	32.684	22.458	55.142	78.86	0.615	10:06:00.306
7 -	32.422	22.105	54.527 (1)	79.75		10:06:54.833
8 -	33.030	22.244	55.274	78.67	0.747	10:07:50.107
9 -	32.620	IN PIT	2:05.342	P 34.69	1:10.815	10:09:55.449
10 -	OUTLAP	22.812	58.874	73.86	4.347	10:10:54.323
11 -	32.341	22.187	54.528	(2) 79.74	0.001	10:11:48.851
12 -	33.342	22.457	55.799	77.93	1.272	10:12:44.650
13 -	32.515	22.222	54.737	(3) 79.44	0.210	10:13:39.387
14 -	32.487	22.358	54.845	79.28	0.318	10:14:34.232
15 -	32.507	22.259	54.766	79.40	0.239	10:15:28.998

P17 333		Harry ENGLAND		Honda Civic EP3		
IDEAL LAP TIME : 54.454		BEST LAP TIME : 54.602		DIFFERENCE : 0.148		
LAP	SECTOR 1	SECTOR 2	LAP TIME	MPH	DIFF	TIME OF DAY
1 -	OUTLAP	27.207	1:08.371	63.60	13.769	10:01:39.892
2 -	38.587	25.077	1:03.664	68.30	9.062	10:02:43.556
3 -	34.013	23.441	57.454	75.68	2.852	10:03:41.010
4 -	34.079	23.227	57.306	75.88	2.704	10:04:38.316
5 -	33.568	22.867	56.435	77.05	1.833	10:05:34.751
6 -	33.025	22.753	55.778	(3) 77.96	1.176	10:06:30.529
7 -	33.039	22.745	55.784	77.95	1.182	10:07:26.313
8 -	33.859	23.121	56.980	76.31	2.378	10:08:23.293
9 -	32.528	22.168	54.696	(2) 79.50	0.094	10:09:17.989
10 -	34.207	24.778	58.985	73.72	4.383	10:10:16.974
11 -	33.686	22.705	56.391	77.11	1.789	10:11:13.365
12 -	32.902	24.154	57.056	76.21	2.454	10:12:10.421
13 -	37.295	26.146	1:03.441	68.54	8.839	10:13:13.862
14 -	34.408	23.046	57.454	75.68	2.852	10:14:11.316
15 -	32.286	22.316	54.602 (1)	79.64		10:15:05.918

P18 70		Owen HILLMAN		Honda Civic EP3		
IDEAL LAP TIME : 54.312		BEST LAP TIME : 54.609		DIFFERENCE : 0.297		
LAP	SECTOR 1	SECTOR 2	LAP TIME	MPH	DIFF	TIME OF DAY
1 -	OUTLAP	23.765	1:03.095	68.92	8.486	10:01:20.227
2 -	34.161	22.813	56.974	76.32	2.365	10:02:17.201
3 -	35.636	22.665	58.301	74.58	3.692	10:03:15.502
4 -	33.195	22.233	55.428	(3) 78.45	0.819	10:04:10.930
5 -	32.908	22.045	54.953	D 79.13	0.344	10:05:05.883
6 -	32.586	22.041	54.627	(2) 79.60	0.018	10:06:00.510
7 -	32.996	23.240	56.236	77.32	1.627	10:06:56.746
8 -	33.482	22.115	55.597	78.21	0.988	10:07:52.343
9 -	32.866	IN PIT	1:49.656	P 39.65	55.047	10:09:41.999
10 -	OUTLAP	22.305	58.961	73.75	4.352	10:10:40.960
11 -	32.570	22.039	54.609 (1)	79.63		10:11:35.569
12 -	32.452	21.860	54.312	D 80.06		10:12:29.881
13 -	34.033	22.925	56.958	D 76.34	2.349	10:13:26.839
14 -	36.339	22.465	58.804	73.95	4.195	10:14:25.643

Milltek Sport Civic Cup

QUALIFYING - RACE 13 - SECTOR ANALYSIS



SECTOR 1 = FL to I1, SECTOR 2 = I1 to FL, DIFF = Difference To Personal Best Lap, P = Crossed Finish Line in Pit Lane, D = Time Disallowed

P19 74		Anthony GANNON		Honda Civic EP3		
IDEAL LAP TIME : 56.116		BEST LAP TIME : 56.339		DIFFERENCE : 0.223		
LAP	SECTOR 1	SECTOR 2	LAP TIME	MPH	DIFF	TIME OF DAY
1 -	OUTLAP	27.381	1:11.709	60.64	15.370	10:01:36.379
2 -	37.416	24.901	1:02.317	69.78	5.978	10:02:38.696
3 -	37.004	24.542	1:01.546	70.65	5.207	10:03:40.242
4 -	37.563	24.580	1:02.143	69.97	5.804	10:04:42.385
5 -	34.914	23.905	58.819	73.93	2.480	10:05:41.204
6 -	34.783	23.323	58.106	74.83	1.767	10:06:39.310
7 -	34.793	22.995	57.788	75.25	1.449	10:07:37.098
8 -	33.807	22.595	56.402 (2)	77.10	0.063	10:08:33.500
9 -	36.464	25.219	1:01.683	70.49	5.344	10:09:35.183
10 -	33.684	23.045	56.729	76.65	0.390	10:10:31.912
11 -	34.280	23.714	57.994	74.98	1.655	10:11:29.906
12 -	34.960	23.170	58.130	74.80	1.791	10:12:28.036
13 -	33.521	22.818	56.339 (1)	77.18		10:13:24.375
14 -	33.586	22.817	56.403 (3)	77.09	0.064	10:14:20.778
15 -	36.557	23.524	1:00.081	72.37	3.742	10:15:20.859

P20 76		Simon WELCH		Honda Civic EP3		
IDEAL LAP TIME : 59.934		BEST LAP TIME : 59.934		DIFFERENCE : 0.000		
LAP	SECTOR 1	SECTOR 2	LAP TIME	MPH	DIFF	TIME OF DAY
1 -	OUTLAP	28.208	1:13.585	59.09	13.651	10:01:49.990
2 -	38.582	24.779	1:03.361	68.63	3.427	10:02:53.351
3 -	37.209	25.178	1:02.387	69.70	2.453	10:03:55.738
4 -	41.571	30.275	1:11.846	60.52	11.912	10:05:07.584
5 -	36.676	24.764	1:01.440 (3)	70.77	1.506	10:06:09.024
6 -	36.601	24.249	1:00.850 (2)	71.46	0.916	10:07:09.874
7 -	39.111	24.849	1:03.960	67.98	4.026	10:08:13.834
8 -	36.220	23.714	59.934 (1)	72.55		10:09:13.768
9 -	42.436	28.095	1:10.531	61.65	10.597	10:10:24.299

P21 27		Charlotte BIRCH		Honda Civic EP3		
IDEAL LAP TIME : 1:15.804		BEST LAP TIME : 1:21.067		DIFFERENCE : 5.263		
LAP	SECTOR 1	SECTOR 2	LAP TIME	MPH	DIFF	TIME OF DAY
1 -	OUTLAP	31.551	1:21.138	53.59	0.071	10:01:55.014
2 -	44.253	36.814	1:21.067 (1)	53.64		10:03:16.081
3 -	47.623	IN PIT	3:33.803 P	20.33	2:12.736	10:06:49.884
4 -	OUTLAP	IN PIT	4:06.517 P	17.64	2:45.450	10:10:56.401

Milltek Sport Civic Cup

QUALIFYING - RACE 13 - BEST SECTORS

SECTOR 1			SECTOR 2			IDEAL / BEST COMPARISON						
POS	NO	NAME	TIME	NO	NAME	TIME	POS	NO	NAME	IDEAL	BEST	DIFF
									PERFECT LAP	52.973		
1	29	THACKERAY	31.577	62	MCGILL	21.396	1	33	EDMUNDSON	53.041	53.090	0.049
2	33	EDMUNDSON	31.640	33	EDMUNDSON	21.401	2	29	THACKERAY	53.044	53.044	0.000
3	62	MCGILL	31.750	29	THACKERAY	21.467	3	62	MCGILL	53.146	53.240	0.094
4	54	CATON	31.761	45	CAMP	21.576	4	45	CAMP	53.382	53.463	0.081
5	138	KENT	31.780	14	BENSLEY	21.619	5	54	CATON	53.463	53.561	0.098
6	45	CAMP	31.806	66	MARSHALL	21.627	6	138	KENT	53.480	53.566	0.086
7	66	MARSHALL	31.890	97	KITE	21.682	7	66	MARSHALL	53.517	53.542	0.025
8	97	KITE	31.997	138	KENT	21.700	8	14	BENSLEY	53.652	53.652	0.000
9	14	BENSLEY	32.033	54	CATON	21.702	9	97	KITE	53.679	53.679	0.000
10	19	RUDELLE	32.090	77	CHAPMAN	21.837	10	19	RUDELLE	54.039	54.039	0.000
11	28	HOUNSELL	32.149	70	HILLMAN	21.860	11	77	CHAPMAN	54.041	54.133	0.092
12	77	CHAPMAN	32.204	98	BRENNAN	21.934	12	28	HOUNSELL	54.088	54.126	0.038
13	24	KNIGHT	32.220	28	HOUNSELL	21.939	13	24	KNIGHT	54.193	54.208	0.015
14	333	ENGLAND	32.286	19	RUDELLE	21.949	14	70	HILLMAN	54.312	54.609	0.297
15	11	KENT	32.341	24	KNIGHT	21.973	15	98	BRENNAN	54.355	54.368	0.013
16	98	BRENNAN	32.421	65	NICOLAOU	22.007	16	11	KENT	54.446	54.527	0.081
17	70	HILLMAN	32.452	11	KENT	22.105	17	333	ENGLAND	54.454	54.602	0.148
18	65	NICOLAOU	32.516	333	ENGLAND	22.168	18	65	NICOLAOU	54.523	54.523	0.000
19	74	GANNON	33.521	74	GANNON	22.595	19	74	GANNON	56.116	56.339	0.223
20	76	WELCH	36.220	76	WELCH	23.714	20	76	WELCH	59.934	59.934	0.000
21	27	BIRCH	44.253	27	BIRCH	31.551	21	27	BIRCH	1:15.804	1:21.067	5.263

Milltek Sport Civic Cup

QUALIFYING - RACE 13 - STATISTICS

Competitors Started 21
Planned Start 2023-10-22 @ 10:00:00.000
Actual Start 2023-10-22 @ 10:00:02.382
Finish Time 2023-10-22 @ 10:15:03.223
Track Length 1.2079mi.
Total Laps 303
Total Distance Covered 366.0075mi.

Session Fastest Lap History

NO	NAME	LAP TIME	TIME OF DAY	LAP	VEHICLE
33	Max EDMUNDSON	55.852	10:02:10.023	2	Honda Civic EP3
97	Alex KITE	55.632	10:02:19.102	2	Honda Civic EP3
33	Max EDMUNDSON	54.389	10:03:04.412	3	Honda Civic EP3
33	Max EDMUNDSON	53.524	10:03:57.936	4	Honda Civic EP3
33	Max EDMUNDSON	53.220	10:05:45.085	6	Honda Civic EP3
33	Max EDMUNDSON	53.180	10:07:32.537	8	Honda Civic EP3
29	Dan THACKERAY	53.044	10:07:42.159	8	Honda Civic EP3

Flag History

TYPE	TIME OF DAY
GREEN	10:00:02.382
FINISH	10:15:03.223

Flag Statistics


TYPE	COUNT	TOTAL LAPS	TOTAL TIME
Green	1	17	16:04.683
Red	0	0	0.000
Safety Car	0	0	0.000
FCY	0	0	0.000

Milltek Sport Civic Cup

RACE 13 - GRID (15 minutes) - AMENDED

ROW 11	21	1:21.067	27	Charlotte BIRCH	22	44	Rhys LEWIS
ROW 10	19	56.339	74	Anthony GANNON	20	76	Simon WELCH
ROW 9	17	54.602	333	Harry ENGLAND	18	70	Owen HILLMAN
ROW 8	15	54.523	65	Sam NICOLAOU	16	11	Bradley KENT
ROW 7	13	54.208	24	Tommy KNIGHT	14	98	Jordan BRENNAN
ROW 6	11	54.126	28	Loui HOUNSELL	12	77	Travis CHAPMAN
ROW 5	9	53.679	97	Alex KITE	10	19	Jack RUDELL
ROW 4	7	53.566	138	Lewis KENT	8	14	Ryan BENSLEY
ROW 3	5	53.542	66	Dave MARSHALL	6	54	Harvey CATON
ROW 2	3	53.240	62	Liam MCGILL	4	45	Alistair CAMP
ROW 1	1	53.044	29	Dan THACKERAY	2	33	Max EDMUNDSON

Pole



Car 44 - Added to back of grid - 3 laps out of session

Brands Hatch Indy: 1.2079 miles

These results are provisional until the conclusion of any judicial and technical matters.

Clerk Of Course : Andrew Roberts	Stewards :	Timekeeper : Sarah Evans
----------------------------------	------------	--------------------------

Results can be found at www.tsl-timing.com

Printed - 13:03 Sunday, 22 October 2023



Milltek Sport Civic Cup

RACE 13 - CLASSIFICATION - AMENDED

POS	NO	NAME	ENTRY	LAPS	TIME	GAP	DIFF	MPH	BEST	ON
1	33	Max EDMUNDSON	Honda Civic EP3	17	15:17.373			80.58	53.224	8
2	66	Dave MARSHALL	Honda Civic FN2	17	15:28.136	10.763	10.763	79.65	53.633	5
3	138	Lewis KENT	Honda Civic EP3	17	15:29.152	11.779	1.016	79.56	53.456	6
4	54	Harvey CATON	Honda Civic EP3	17	15:29.445	12.072	0.293	79.53	53.829	11
5	14	Ryan BENSLEY	Honda Civic EP3	17	15:29.766	12.393	0.321	79.51	53.666	10
6	97	Alex KITE	Honda Civic EP3	17	15:33.696	16.323	3.930	79.17	54.005	4
7	45*	Alistair CAMP	Honda Civic EP3	17	15:34.516	17.143	0.820	79.10	53.519	5
8	24	Tommy KNIGHT	Honda Civic EP3	17	15:35.129	17.756	0.613	79.05	54.102	9
9	65	Sam NICOLAOU	Honda Civic EP3	17	15:35.398	18.025	0.269	79.03	53.735	10
10	70	Owen HILLMAN	Honda Civic EP3	17	15:35.708	18.335	0.310	79.00	53.922	11
11	77	Travis CHAPMAN	Honda Civic EP3	17	15:36.071	18.698	0.363	78.97	54.153	10
12	28	Loui HOUNSELL	Honda Civic EP3	17	15:37.434	20.061	1.363	78.86	54.146	8
13	62*	Liam MCGILL	Honda Civic EP3	17	15:45.166	27.793	7.732	78.21	53.609	9
14	11	Bradley KENT	Honda Civic FN2	17	15:50.013	32.640	4.847	77.81	54.852	12
15	333	Harry ENGLAND	Honda Civic EP3	17	15:50.519	33.146	0.506	77.77	54.226	11
16	19	Jack RUDELLE	Honda Civic EP3	17	15:57.318	39.945	6.799	77.22	54.678	7
17	74	Anthony GANNON	Honda Civic EP3	17	15:58.406	41.033	1.088	77.13	55.019	15
18	27	Charlotte BIRCH	Honda Civic EP3	17	16:03.146	45.773	4.740	76.75	55.047	14
19	76	Simon WELCH	Honda Civic EP3	16	15:45.089	1 Lap	1 Lap	73.62	56.215	12

NOT CLASSIFIED

DNF	29	Dan THACKERAY	Honda Civic EP3	15	13:29.019	2 Laps	1 Lap	80.62	53.053	7
DNF	44	Rhys LEWIS	Honda Civic	1	1:08.819	16 Laps	14 Laps	63.18	1:08.819	1
DNF	98	Jordan BRENNAN	Honda Civic EP3	0						

FASTEST LAP

29	Dan THACKERAY	Honda Civic EP3	7	53.053	81.96 mph	131.91 kph
----	---------------	-----------------	---	--------	-----------	------------

Cars 45 & 62 - 5 second penalty - Track limits
 Car 62 - 10 second penalty - Track limits

Race Distance: 17 Laps / 20.53 miles

Brands Hatch Indy: 1.2079 miles

Date: 22/10/2023 Start: 13:23 Finish: 13:38

Weather / Track : Bright / Dry

These results are provisional until the conclusion of any judicial and technical matters.

Clerk Of Course : Andrew Roberts	Stewards :	Timekeeper : Sarah Evans
----------------------------------	------------	--------------------------

Results can be found at www.tsl-timing.com

Printed - 14:44 Sunday, 22 October 2023



Milltek Sport Civic Cup

RACE 13 - LAP CHART

LAP 1 @ 13:24:24.805			LAP 2 @ 13:25:18.301			LAP 3 @ 13:26:11.910			LAP 4 @ 13:27:05.798			LAP 5 @ 13:27:59.750		
NO	BEHIND	LAP TIME	NO	BEHIND	LAP TIME	NO	BEHIND	LAP TIME	NO	BEHIND	LAP TIME	NO	BEHIND	LAP TIME
29		59.607	29		53.496	29		53.609	29		53.888	29		53.952
33	0.338	59.945	33	0.285	53.443	33	0.181	53.505	33	0.233	53.940	33	0.160	53.879
54	1.489	1:01.096	54	1.843	53.850	54	2.185	53.951	54	2.346	54.049	54	2.257	53.863
66	1.801	1:01.408	66	2.902	54.597	66	3.394	54.101	66	3.334	53.828	66	3.015	53.633
62	2.445	1:02.052	62	3.052	54.103	62	3.556	54.113	62	3.575	53.907	62	3.281	53.658
45	2.454	1:02.061	45	3.386	54.428	45	4.437	54.660	45	4.238	53.689	45	3.805	53.519
14	2.716	1:02.323	14	3.542	54.322	14	4.639	54.706	14	4.778	54.027	138	4.941	54.004
97	3.140	1:02.747	97	3.916	54.272	138	5.188	54.352	138	4.889	53.589	14	5.498	54.672
138	3.666	1:03.273	138	4.445	54.275	97	5.469	55.162	97	5.586	54.005	97	6.044	54.410
24	3.883	1:03.490	24	5.002	54.615	24	5.822	54.429	24	6.302	54.368	24	6.661	54.311
77	4.122	1:03.729	77	5.174	54.548	77	6.026	54.461	28	6.834	54.270	28	7.043	54.161
28	4.383	1:03.990	28	5.597	54.710	28	6.452	54.464	77	7.045	54.907	77	7.749	54.656
70	6.012	1:05.619	70	7.347	54.831	70	7.946	54.208	70	8.146	54.088	70	8.295	54.101
65	6.348	1:05.955	65	7.921	55.069	65	8.733	54.421	65	8.930	54.085	65	8.938	53.960
11	7.042	1:06.649	11	8.848	55.302	11	10.384	55.145	11	11.779	55.283	11	13.005	55.178
74	8.145	1:07.752	74	10.842	56.193	74	12.818	55.585	74	14.586	55.656	74	16.614	55.980
44	9.212	1:08.819	333	11.680	55.927	333	13.173	55.102	333	14.941	55.656	333	16.919	55.930
333	9.249	1:08.856	27	13.685	57.561	27	16.138	56.062	27	18.178	55.928	19	20.671	54.692
27	9.620	1:09.227	19	17.506	56.378	19	18.987	55.090	19	19.931	54.832	27	20.823	56.597
76	12.135	1:11.742	76	18.513	59.874	76	23.292	58.388	76	26.839	57.435	76	29.977	57.090
19	14.624	1:14.231												

Milltek Sport Civic Cup

RACE 13 - LAP CHART

LAP 6 @ 13:28:53.402			LAP 7 @ 13:29:46.455			LAP 8 @ 13:30:39.801			LAP 9 @ 13:31:33.181			LAP 10 @ 13:32:26.452		
NO	BEHIND	LAP TIME	NO	BEHIND	LAP TIME	NO	BEHIND	LAP TIME	NO	BEHIND	LAP TIME	NO	BEHIND	LAP TIME
29		53.652	29		53.053	29		53.346	29		53.380	29		53.271
33	0.392	53.884	33	0.697	53.358	33	0.575	53.224	33	0.523	53.328	33	0.484	53.232
54	2.452	53.847	54	3.236	53.837	54	3.755	53.865	66	5.568	53.746	66	6.306	54.009
66	3.625	54.262	66	4.805	54.233	66	5.202	53.743	54	5.661	55.286	45	6.561	53.894
62	3.809	54.180	62	5.293	54.537	45	5.770	53.819	45	5.938	53.548	54	6.858	54.468
45	4.174	54.021	45	5.297	54.176	62	6.108	54.161	62	6.337	53.609	62	7.128	54.062
138	4.745	53.456	138	5.475	53.783	138	6.645	54.516	138	6.954	53.689	138	7.508	53.825
14	5.514	53.668	14	6.444	53.983	14	7.398	54.300	14	7.945	53.927	14	8.340	53.666
97	6.520	54.128	97	7.729	54.262	97	8.727	54.344	97	9.585	54.238	97	10.740	54.426
24	7.331	54.322	24	8.491	54.213	24	9.520	54.375	24	10.242	54.102	24	11.453	54.482
28	7.613	54.222	28	9.018	54.458	28	9.818	54.146	28	10.619	54.181	28	11.845	54.497
77	8.508	54.411	77	9.719	54.264	70	10.788	54.031	65	11.746	54.056	65	12.210	53.735
70	8.853	54.210	70	10.103	54.303	77	10.788	54.415	70	12.418	55.010	70	13.215	54.068
65	9.081	53.795	65	10.360	54.332	65	11.070	54.056	77	12.761	55.353	77	13.643	54.153
11	14.424	55.071	11	16.395	55.024	11	18.202	55.153	11	20.081	55.259	11	22.239	55.429
74	19.076	56.114	333	21.431	55.383	333	22.695	54.610	333	23.832	54.517	333	25.019	54.458
333	19.101	55.834	74	22.305	56.282	74	24.212	55.253	74	26.076	55.244	74	28.534	55.729
19	22.001	54.982	19	23.626	54.678	19	24.967	54.687	19	26.597	55.010	19	28.729	55.403
27	22.947	55.776	27	25.486	55.592	27	27.684	55.544	27	29.910	55.606	27	31.976	55.337
76	33.570	57.245	76	37.785	57.268	76	41.310	56.871	76	45.519	57.589	76	48.995	56.747

Milltek Sport Civic Cup

RACE 13 - LAP CHART

LAP 11 @ 13:33:19.669			LAP 12 @ 13:34:12.959			LAP 13 @ 13:35:06.359			LAP 14 @ 13:35:59.791			LAP 15 @ 13:36:54.217		
NO	BEHIND	LAP TIME	NO	BEHIND	LAP TIME	NO	BEHIND	LAP TIME	NO	BEHIND	LAP TIME	NO	BEHIND	LAP TIME
29		53.217	29		53.290	29		53.400	29		53.432	29		54.426
33	0.526	53.259	33	0.885	53.649	33	0.982	53.497	33	1.047	53.497	33	0.076	53.455
66	6.997	53.908	76	1 Lap	59.805	76	1 Lap	56.215	66	8.892	53.949	66	8.687	54.221
45	7.256	53.912	66	7.586	53.879	66	8.375	54.189	45	9.188	53.938	45	8.696	53.934
54	7.470	53.829	45	7.794	53.828	45	8.682	54.288	54	9.515	53.976	54	9.191	54.102
62	7.812	53.901	54	8.064	53.884	54	8.971	54.307	138	10.116	54.179	138	9.511	53.821
138	8.271	53.980	62	8.344	53.822	138	9.369	54.042	76	1 Lap	58.640	14	10.080	54.037
14	8.875	53.752	138	8.727	53.746	14	10.018	54.033	14	10.469	53.883	62	10.725	54.021
97	11.827	54.304	14	9.385	53.800	62	10.395	55.451	62	11.130	54.167	97	14.902	54.657
24	12.628	54.392	97	12.911	54.374	97	13.779	54.268	97	14.671	54.324	24	16.452	54.810
28	13.076	54.448	24	13.712	54.374	24	14.779	54.467	24	16.068	54.721	65	16.602	54.738
65	13.252	54.259	65	14.247	54.285	65	14.907	54.060	65	16.290	54.815	70	16.825	54.594
70	13.920	53.922	28	14.789	55.003	70	15.824	54.240	70	16.657	54.265	76	1 Lap	1:01.185
77	14.688	54.262	70	14.984	54.354	28	16.232	54.843	28	17.017	54.217	28	17.363	54.772
11	24.062	55.040	77	15.659	54.261	77	16.470	54.211	77	17.462	54.424	77	17.458	54.422
333	26.028	54.226	11	25.624	54.852	11	27.259	55.035	11	29.203	55.376	11	29.865	55.088
74	30.753	55.436	333	27.311	54.573	333	28.731	54.820	333	29.815	54.516	333	30.289	54.900
19	31.065	55.553	19	32.891	55.116	19	34.266	54.775	19	35.542	54.708	19	36.316	55.200
27	34.383	55.624	74	33.009	55.546	74	35.137	55.528	74	37.041	55.336	74	37.634	55.019
			27	36.437	55.344	27	38.383	55.346	27	39.998	55.047	27	40.736	55.164

Milltek Sport Civic Cup

RACE 13 - LAP CHART

LAP 16 @ 13:37:48.244			LAP 17 @ 13:38:42.571		
NO	BEHIND	LAP TIME	NO	BEHIND	LAP TIME
33		53.951	33		54.327
66	10.725	56.065	66	10.763	54.365
138	11.133	55.649	138	11.779	54.973
54	11.134	55.970	54	12.072	55.265
45	11.309	56.640	45	12.143	55.161
14	11.652	55.599	14	12.393	55.068
62	12.202	55.504	62	12.793	54.918
97	15.665	54.790	97	16.323	54.985
24	17.184	54.759	24	17.756	54.899
65	17.548	54.973	65	18.025	54.804
70	17.950	55.152	70	18.335	54.712
77	18.388	54.957	77	18.698	54.637
28	19.318	55.982	28	20.061	55.070
76	1 Lap	1:00.355	76	1 Lap	58.640
11	31.398	55.560	11	32.640	55.569
333	31.802	55.540	333	33.146	55.671
19	38.233	55.944	19	39.945	56.039
74	39.418	55.811	74	41.033	55.942
27	43.098	56.389	27	45.773	57.002

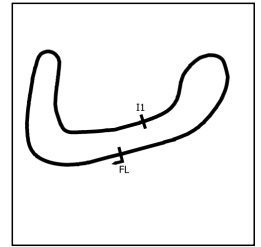
Milltek Sport Civic Cup

RACE 13 - POSITION CHART

No	Name	Lap																		
		Pos	1	2	3	4	5	6	7	8	9	10	11	12	13	14	15	16	17	
29	THACKERAY	1	29	29	29	29	29	29	29	29	29	29	29	29	29	29	29	29	33	33
33	EDMUNDSON	2	33	33	33	33	33	33	33	33	33	33	33	33	33	33	33	33	66	66
62	MCGILL	3	54	54	54	54	54	54	54	54	66	66	66	66	66	66	66	66	138	138
45	CAMP	4	66	66	66	66	66	66	66	66	54	45	45	45	45	45	45	45	54	54
66	MARSHALL	5	62	62	62	62	62	62	62	45	45	54	54	54	54	54	54	45	45	
54	CATON	6	45	45	45	45	45	45	45	62	62	62	62	62	138	138	138	14	14	
138	KENT	7	14	14	14	14	138	138	138	138	138	138	138	138	14	14	14	62	62	
14	BENSLEY	8	97	97	138	138	14	14	14	14	14	14	14	14	62	62	62	97	97	
97	KITE	9	138	138	97	97	97	97	97	97	97	97	97	97	97	97	97	24	24	
19	RUDELLE	10	24	24	24	24	24	24	24	24	24	24	24	24	24	24	24	65	65	
28	HOUNSELL	11	77	77	77	28	28	28	28	28	28	28	28	65	65	65	65	70	70	
77	CHAPMAN	12	28	28	28	77	77	77	77	70	65	65	65	28	70	70	70	77	77	
24	KNIGHT	13	70	70	70	70	70	70	70	77	70	70	70	70	28	28	28	28	28	
98	BRENNAN	14	65	65	65	65	65	65	65	65	77	77	77	77	77	77	77	11	11	
65	NICOLAOU	15	11	11	11	11	11	11	11	11	11	11	11	11	11	11	11	333	333	
11	KENT	16	74	74	74	74	74	74	333	333	333	333	333	333	333	333	333	19	19	
333	ENGLAND	17	44	333	333	333	333	333	74	74	74	74	74	19	19	19	19	74	74	
70	HILLMAN	18	333	27	27	27	19	19	19	19	19	19	19	74	74	74	74	27	27	
74	GANNON	19	27	19	19	19	27	27	27	27	27	27	27	27	27	27	27	76		
76	WELCH	20	76	76	76	76	76	76	76	76	76	76	76	76	76	76	76			
27	BIRCH	21	19																	
44	LEWIS	22																		

Milltek Sport Civic Cup

RACE 13 - SECTOR ANALYSIS



SECTOR 1 = FL to I1, SECTOR 2 = I1 to FL, DIFF = Difference To Personal Best Lap, P = Crossed Finish Line in Pit Lane, D = Time Disallowed

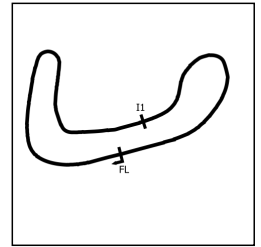
P1 33		Max EDMUNDSON		Honda Civic EP3			
IDEAL LAP TIME : 53.174		BEST LAP TIME : 53.224		DIFFERENCE : 0.050			
LAP	SECTOR 1	SECTOR 2	LAP TIME	MPH	DIFF	TIME OF DAY	
1 -		21.639	59.945	72.54	6.721	13:24:25.143	
2 -	31.945	21.498	53.443	81.36	0.219	13:25:18.586	
3 -	31.982	21.523	53.505	81.27	0.281	13:26:12.091	
4 -	32.466	21.474	53.940	80.61	0.716	13:27:06.031	
5 -	32.171	21.708	53.879	80.71	0.655	13:27:59.910	
6 -	32.428	21.456	53.884	80.70	0.660	13:28:53.794	
7 -	31.813	21.545	53.358	81.49	0.134	13:29:47.152	
8 -	31.719	21.505	53.224 (1)	81.70		13:30:40.376	
9 -	31.833	21.495	53.328	81.54	0.104	13:31:33.704	
10 -	31.777	21.455	53.232 (2)	81.69	0.008	13:32:26.936	
11 -	31.779	21.480	53.259 (3)	81.65	0.035	13:33:20.195	
12 -	31.891	21.758	53.649	81.05	0.425	13:34:13.844	
13 -	31.922	21.575	53.497	81.28	0.273	13:35:07.341	
14 -	31.968	21.529	53.497	81.28	0.273	13:36:00.838	
15 -	31.944	21.511	53.455	81.35	0.231	13:36:54.293	
16 -	32.254	21.697	53.951	80.60	0.727	13:37:48.244	
17 -	32.647	21.680	54.327	80.04	1.103	13:38:42.571	

P2 66		Dave MARSHALL		Honda Civic FN2			
IDEAL LAP TIME : 53.633		BEST LAP TIME : 53.633		DIFFERENCE : 0.000			
LAP	SECTOR 1	SECTOR 2	LAP TIME	MPH	DIFF	TIME OF DAY	
1 -		21.841	1:01.408	70.81	7.775	13:24:26.606	
2 -	32.670	21.927	54.597	79.64	0.964	13:25:21.203	
3 -	32.406	21.695	54.101	80.37	0.468	13:26:15.304	
4 -	32.253	21.575	53.828	80.78	0.195	13:27:09.132	
5 -	32.094	21.539	53.633 (1)	81.08		13:28:02.765	
6 -	32.222	22.040	54.262	80.14	0.629	13:28:57.027	
7 -	32.432	21.801	54.233	80.18	0.600	13:29:51.260	
8 -	32.166	21.577	53.743 (2)	80.91	0.110	13:30:45.003	
9 -	32.142	21.604	53.746 (3)	80.91	0.113	13:31:38.749	
10 -	32.352	21.657	54.009	80.51	0.376	13:32:32.758	
11 -	32.119	21.789	53.908	80.66	0.275	13:33:26.666	
12 -	32.170	21.709	53.879	80.71	0.246	13:34:20.545	
13 -	32.550	21.639	54.189	80.24	0.556	13:35:14.734	
14 -	32.270	21.679	53.949	80.60	0.316	13:36:08.683	
15 -	32.272	21.949	54.221	80.20	0.588	13:37:02.904	
16 -	33.905	22.160	56.065	77.56	2.432	13:37:58.969	
17 -	32.578	21.787	54.365	79.98	0.732	13:38:53.334	

P3 138		Lewis KENT		Honda Civic EP3			
IDEAL LAP TIME : 53.384		BEST LAP TIME : 53.456		DIFFERENCE : 0.072			
LAP	SECTOR 1	SECTOR 2	LAP TIME	MPH	DIFF	TIME OF DAY	
1 -		22.508	1:03.273	68.72	9.817	13:24:28.471	
2 -	32.125	22.150	54.275	80.12	0.819	13:25:22.746	
3 -	32.405	21.947	54.352	80.00	0.896	13:26:17.098	
4 -	31.762	21.827	53.589 (2)	81.14	0.133	13:27:10.687	
5 -	32.333	21.671	54.004	80.52	0.548	13:28:04.691	
6 -	31.834	21.622	53.456 (1)	81.34		13:28:58.147	
7 -	31.952	21.831	53.783	80.85	0.327	13:29:51.930	
8 -	32.811	21.705	54.516	79.76	1.060	13:30:46.446	
9 -	31.928	21.761	53.689 (3)	80.99	0.233	13:31:40.135	
10 -	32.071	21.754	53.825	80.79	0.369	13:32:33.960	
11 -	32.073	21.907	53.980	80.55	0.524	13:33:27.940	
12 -	32.031	21.715	53.746	80.91	0.290	13:34:21.686	
13 -	32.364	21.678	54.042	80.46	0.586	13:35:15.728	
14 -	32.252	21.927	54.179	80.26	0.723	13:36:09.907	
15 -	32.069	21.752	53.821	80.79	0.365	13:37:03.728	
16 -	33.196	22.453	55.649	78.14	2.193	13:37:59.377	
17 -	33.055	21.918	54.973	79.10	1.517	13:38:54.350	

Milltek Sport Civic Cup

RACE 13 - SECTOR ANALYSIS



SECTOR 1 = FL to I1, SECTOR 2 = I1 to FL, DIFF = Difference To Personal Best Lap, P = Crossed Finish Line in Pit Lane, D = Time Disallowed

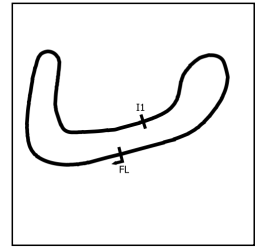
P4 54		Harvey CATON		Honda Civic EP3		
IDEAL LAP TIME : 53.672		BEST LAP TIME : 53.829		DIFFERENCE : 0.157		
LAP	SECTOR 1	SECTOR 2	LAP TIME	MPH	DIFF	TIME OF DAY
1 -		21.835	1:01.096	71.17	7.267	13:24:26.294
2 -	32.098	21.752	53.850	80.75	0.021	13:25:20.144
3 -	32.245	21.706	53.951	80.60	0.122	13:26:14.095
4 -	32.248	21.801	54.049	80.45	0.220	13:27:08.144
5 -	32.190	21.673	53.863	80.73	0.034	13:28:02.007
6 -	32.114	21.733	53.847 (3)	80.75	0.018	13:28:55.854
7 -	32.167	21.670	53.837 (2)	80.77	0.008	13:29:49.691
8 -	32.113	21.752	53.865	80.73	0.036	13:30:43.556
9 -	32.358	22.928	55.286	78.65	1.457	13:31:38.842
10 -	32.780	21.688	54.468	79.83	0.639	13:32:33.310
11 -	32.255	21.574	53.829 (1)	80.78		13:33:27.139
12 -	32.269	21.615	53.884	80.70	0.055	13:34:21.023
13 -	32.603	21.704	54.307	80.07	0.478	13:35:15.330
14 -	32.283	21.693	53.976	80.56	0.147	13:36:09.306
15 -	32.294	21.808	54.102	80.37	0.273	13:37:03.408
16 -	33.481	22.489	55.970	77.69	2.141	13:37:59.378
17 -	33.209	22.056	55.265	78.68	1.436	13:38:54.643

P5 14		Ryan BENSLEY		Honda Civic EP3		
IDEAL LAP TIME : 53.607		BEST LAP TIME : 53.666		DIFFERENCE : 0.059		
LAP	SECTOR 1	SECTOR 2	LAP TIME	MPH	DIFF	TIME OF DAY
1 -		22.078	1:02.323	69.77	8.657	13:24:27.521
2 -	32.502	21.820	54.322	80.05	0.656	13:25:21.843
3 -	32.918	21.788	54.706	79.49	1.040	13:26:16.549
4 -	32.057	21.970	54.027	80.48	0.361	13:27:10.576
5 -	32.829	21.843	54.672	79.53	1.006	13:28:05.248
6 -	32.019	21.649	53.668 (2)	81.02	0.002	13:28:58.916
7 -	32.066	21.917	53.983	80.55	0.317	13:29:52.899
8 -	32.374	21.926	54.300	80.08	0.634	13:30:47.199
9 -	32.202	21.725	53.927	80.63	0.261	13:31:41.126
10 -	31.980	21.686	53.666 (1)	81.03		13:32:34.792
11 -	31.958	21.794	53.752 (3)	80.90	0.086	13:33:28.544
12 -	32.116	21.684	53.800	80.82	0.134	13:34:22.344
13 -	32.286	21.747	54.033	80.48	0.367	13:35:16.377
14 -	32.049	21.834	53.883	80.70	0.217	13:36:10.260
15 -	32.220	21.817	54.037	80.47	0.371	13:37:04.297
16 -	33.738	21.861	55.599	78.21	1.933	13:37:59.896
17 -	33.128	21.940	55.068	78.96	1.402	13:38:54.964

P6 97		Alex KITE		Honda Civic EP3		
IDEAL LAP TIME : 53.961		BEST LAP TIME : 54.005		DIFFERENCE : 0.044		
LAP	SECTOR 1	SECTOR 2	LAP TIME	MPH	DIFF	TIME OF DAY
1 -		22.241	1:02.747	69.30	8.742	13:24:27.945
2 -	32.445	21.827	54.272	80.12	0.267	13:25:22.217
3 -	32.953	22.209	55.162	78.83	1.157	13:26:17.379
4 -	32.135	21.870	54.005 (1)	80.52		13:27:11.384
5 -	32.393	22.017	54.410	79.92	0.405	13:28:05.794
6 -	32.297	21.831	54.128 (2)	80.33	0.123	13:28:59.922
7 -	32.328	21.934	54.262	80.14	0.257	13:29:54.184
8 -	32.387	21.957	54.344	80.01	0.339	13:30:48.528
9 -	32.355	21.883	54.238 (3)	80.17	0.233	13:31:42.766
10 -	32.429	21.997	54.426	79.89	0.421	13:32:37.192
11 -	32.423	21.881	54.304	80.07	0.299	13:33:31.496
12 -	32.415	21.959	54.374	79.97	0.369	13:34:25.870
13 -	32.333	21.935	54.268	80.13	0.263	13:35:20.138
14 -	32.401	21.923	54.324	80.04	0.319	13:36:14.462
15 -	32.378	22.279	54.657	79.56	0.652	13:37:09.119
16 -	32.964	21.826	54.790	79.36	0.785	13:38:03.909
17 -	33.083	21.902	54.985	79.08	0.980	13:38:58.894

Milltek Sport Civic Cup

RACE 13 - SECTOR ANALYSIS



SECTOR 1 = FL to I1, SECTOR 2 = I1 to FL, DIFF = Difference To Personal Best Lap, P = Crossed Finish Line in Pit Lane, D = Time Disallowed

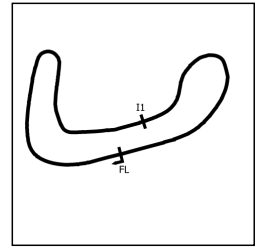
P7 45		Alistair CAMP		Honda Civic EP3		
IDEAL LAP TIME : 53.458		BEST LAP TIME : 53.519		DIFFERENCE : 0.061		
LAP	SECTOR 1	SECTOR 2	LAP TIME	MPH	DIFF	TIME OF DAY
1 -		22.420	1:02.061	70.06	8.542	13:24:27.259
2 -	32.541	21.887	54.428	79.89	0.909	13:25:21.687
3 -	32.930	21.730	54.660	79.55	1.141	13:26:16.347
4 -	31.974	21.715	53.689 (3)	80.99	0.170	13:27:10.036
5 -	32.009	21.510	53.519 (1)	81.25		13:28:03.555
6 -	32.000	22.021	54.021	80.49	0.502	13:28:57.576
7 -	32.232	21.944	54.176	80.26	0.657	13:29:51.752
8 -	32.289	21.530	53.819	80.80	0.300	13:30:45.571
9 -	31.948	21.600	53.548 (2)	81.20	0.029	13:31:39.119
10 -	32.210	21.684	53.894	80.68	0.375	13:32:33.013
11 -	32.044	21.868	53.912	80.66	0.393	13:33:26.925
12 -	32.072	21.756	53.828	80.78	0.309	13:34:20.753
13 -	32.555	21.733	54.288	80.10	0.769	13:35:15.041
14 -	32.168	21.770	53.938	80.62	0.419	13:36:08.979
15 -	32.179	21.755	53.934	80.62	0.415	13:37:02.913
16 -	33.999	22.641	56.640	76.77	3.121	13:37:59.553
17 -	33.232	21.929	55.161	78.83	1.642	13:38:54.714

P8 24		Tommy KNIGHT		Honda Civic EP3		
IDEAL LAP TIME : 54.067		BEST LAP TIME : 54.102		DIFFERENCE : 0.035		
LAP	SECTOR 1	SECTOR 2	LAP TIME	MPH	DIFF	TIME OF DAY
1 -		22.465	1:03.490	68.49	9.388	13:24:28.688
2 -	32.666	21.949	54.615	79.62	0.513	13:25:23.303
3 -	32.479	21.950	54.429	79.89	0.327	13:26:17.732
4 -	32.430	21.938	54.368	79.98	0.266	13:27:12.100
5 -	32.467	21.844	54.311 (3)	80.06	0.209	13:28:06.411
6 -	32.468	21.854	54.322	80.05	0.220	13:29:00.733
7 -	32.338	21.875	54.213 (2)	80.21	0.111	13:29:54.946
8 -	32.514	21.861	54.375	79.97	0.273	13:30:49.321
9 -	32.373	21.729	54.102 (1)	80.37		13:31:43.423
10 -	32.501	21.981	54.482	79.81	0.380	13:32:37.905
11 -	32.470	21.922	54.392	79.94	0.290	13:33:32.297
12 -	32.537	21.837	54.374	79.97	0.272	13:34:26.671
13 -	32.543	21.924	54.467	79.83	0.365	13:35:21.138
14 -	32.789	21.932	54.721	79.46	0.619	13:36:15.859
15 -	32.822	21.988	54.810	79.33	0.708	13:37:10.669
16 -	32.849	21.910	54.759	79.41	0.657	13:38:05.428
17 -	32.735	22.164	54.899	79.21	0.797	13:39:00.327

P9 62		Liam MCGILL		Honda Civic EP3		
IDEAL LAP TIME : 53.504		BEST LAP TIME : 53.609		DIFFERENCE : 0.105		
LAP	SECTOR 1	SECTOR 2	LAP TIME	MPH	DIFF	TIME OF DAY
1 -		22.288	1:02.052	70.07	8.443	13:24:27.250
2 -	32.217	21.886	54.103	80.37	0.494	13:25:21.353
3 -	32.465	21.648	54.113	80.36	0.504	13:26:15.466
4 -	32.391	21.516	53.907	80.66	0.298	13:27:09.373
5 -	32.183	21.475	53.658 (2)	81.04	0.049	13:28:03.031
6 -	32.061	22.119	54.180	80.26	0.571	13:28:57.211
7 -	32.372	22.165	54.537	79.73	0.928	13:29:51.748
8 -	32.591	21.570	54.161	80.29	0.552	13:30:45.909
9 -	32.029	21.580	53.609 (1)	81.11		13:31:39.518
10 -	32.320	21.742	54.062	80.43	0.453	13:32:33.580
11 -	32.230	21.671	53.901	80.67	0.292	13:33:27.481
12 -	32.164	21.658	53.822 (3)	80.79	0.213	13:34:21.303
13 -	33.605	21.846	55.451	78.42	1.842	13:35:16.754
14 -	32.592	21.575	54.167	80.28	0.558	13:36:10.921
15 -	32.340	21.681	54.021	80.49	0.412	13:37:04.942
16 -	33.316	22.188	55.504	78.34	1.895	13:38:00.446
17 -	32.939	21.979	54.918	79.18	1.309	13:38:55.364

Milltek Sport Civic Cup

RACE 13 - SECTOR ANALYSIS



SECTOR 1 = FL to I1, SECTOR 2 = I1 to FL, DIFF = Difference To Personal Best Lap, P = Crossed Finish Line in Pit Lane, D = Time Disallowed

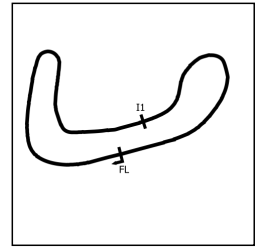
P10 65		Sam NICOLAOU		Honda Civic EP3		
IDEAL LAP TIME : 53.678		BEST LAP TIME : 53.735		DIFFERENCE : 0.057		
LAP	SECTOR 1	SECTOR 2	LAP TIME	MPH	DIFF	TIME OF DAY
1 -		22.728	1:05.955	65.93	12.220	13:24:31.153
2 -	33.082	21.987	55.069	78.96	1.334	13:25:26.222
3 -	32.490	21.931	54.421	79.90	0.686	13:26:20.643
4 -	32.184	21.901	54.085	80.40	0.350	13:27:14.728
5 -	32.211	21.749	53.960 (3)	80.58	0.225	13:28:08.688
6 -	32.068	21.727	53.795 (2)	80.83	0.060	13:29:02.483
7 -	32.687	21.645	54.332	80.03	0.597	13:29:56.815
8 -	32.290	21.766	54.056	80.44	0.321	13:30:50.871
9 -	32.285	21.771	54.056	80.44	0.321	13:31:44.927
10 -	32.033	21.702	53.735 (1)	80.92		13:32:38.662
11 -	32.342	21.917	54.259	80.14	0.524	13:33:32.921
12 -	32.475	21.810	54.285	80.10	0.550	13:34:27.206
13 -	32.303	21.757	54.060	80.44	0.325	13:35:21.266
14 -	32.848	21.967	54.815	79.33	1.080	13:36:16.081
15 -	32.764	21.974	54.738	79.44	1.003	13:37:10.819
16 -	33.212	21.761	54.973	79.10	1.238	13:38:05.792
17 -	33.057	21.747	54.804	79.34	1.069	13:39:00.596

P11 70		Owen HILLMAN		Honda Civic EP3		
IDEAL LAP TIME : 53.805		BEST LAP TIME : 53.922		DIFFERENCE : 0.117		
LAP	SECTOR 1	SECTOR 2	LAP TIME	MPH	DIFF	TIME OF DAY
1 -		22.394	1:05.619	66.27	11.697	13:24:30.817
2 -	32.835	21.996	54.831	79.30	0.909	13:25:25.648
3 -	32.334	21.874	54.208	80.22	0.286	13:26:19.856
4 -	32.277	21.811	54.088	80.39	0.166	13:27:13.944
5 -	32.316	21.785	54.101	80.37	0.179	13:28:08.045
6 -	32.291	21.919	54.210	80.21	0.288	13:29:02.255
7 -	32.507	21.796	54.303	80.08	0.381	13:29:56.558
8 -	32.108	21.923	54.031 (2)	80.48	0.109	13:30:50.589
9 -	33.186	21.824	55.010	79.05	1.088	13:31:45.599
10 -	32.306	21.762	54.068 (3)	80.42	0.146	13:32:39.667
11 -	32.202	21.720	53.922 (1)	80.64		13:33:33.589
12 -	32.462	21.892	54.354	80.00	0.432	13:34:27.943
13 -	32.543	21.697	54.240	80.17	0.318	13:35:22.183
14 -	32.422	21.843	54.265	80.13	0.343	13:36:16.448
15 -	32.715	21.879	54.594	79.65	0.672	13:37:11.042
16 -	33.360	21.792	55.152	78.84	1.230	13:38:06.194
17 -	32.981	21.731	54.712	79.48	0.790	13:39:00.906

P12 77		Travis CHAPMAN		Honda Civic EP3		
IDEAL LAP TIME : 53.988		BEST LAP TIME : 54.153		DIFFERENCE : 0.165		
LAP	SECTOR 1	SECTOR 2	LAP TIME	MPH	DIFF	TIME OF DAY
1 -		22.470	1:03.729	68.23	9.576	13:24:28.927
2 -	32.723	21.825	54.548	79.72	0.395	13:25:23.475
3 -	32.556	21.905	54.461	79.84	0.308	13:26:17.936
4 -	32.719	22.188	54.907	79.19	0.754	13:27:12.843
5 -	32.723	21.933	54.656	79.56	0.503	13:28:07.499
6 -	32.670	21.741	54.411	79.92	0.258	13:29:01.910
7 -	32.418	21.846	54.264	80.13	0.111	13:29:56.174
8 -	32.247	22.168	54.415	79.91	0.262	13:30:50.589
9 -	33.286	22.067	55.353	78.56	1.200	13:31:45.942
10 -	32.268	21.885	54.153 (1)	80.30		13:32:40.095
11 -	32.403	21.859	54.262	80.14	0.109	13:33:34.357
12 -	32.447	21.814	54.261 (3)	80.14	0.108	13:34:28.618
13 -	32.372	21.839	54.211 (2)	80.21	0.058	13:35:22.829
14 -	32.628	21.796	54.424	79.90	0.271	13:36:17.253
15 -	32.634	21.788	54.422	79.90	0.269	13:37:11.675
16 -	33.180	21.777	54.957	79.12	0.804	13:38:06.632
17 -	32.815	21.822	54.637	79.59	0.484	13:39:01.269

Milltek Sport Civic Cup

RACE 13 - SECTOR ANALYSIS



SECTOR 1 = FL to I1, SECTOR 2 = I1 to FL, DIFF = Difference To Personal Best Lap, P = Crossed Finish Line in Pit Lane, D = Time Disallowed

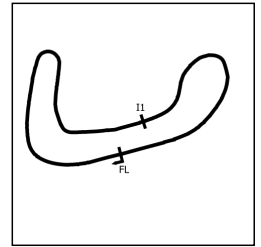
P13 28		Loui HOUNSELL		Honda Civic EP3		
IDEAL LAP TIME : 53.925		BEST LAP TIME : 54.146		DIFFERENCE : 0.221		
LAP	SECTOR 1	SECTOR 2	LAP TIME	MPH	DIFF	TIME OF DAY
1 -		22.395	1:03.990	67.95	9.844	13:24:29.188
2 -	32.658	22.052	54.710	79.48	0.564	13:25:23.898
3 -	32.321	22.143	54.464	79.84	0.318	13:26:18.362
4 -	32.303	21.967	54.270	80.12	0.124	13:27:12.632
5 -	32.195	21.966	54.161 (2)	80.29	0.015	13:28:06.793
6 -	32.384	21.838	54.222	80.19	0.076	13:29:01.015
7 -	32.545	21.913	54.458	79.85	0.312	13:29:55.473
8 -	32.376	21.770	54.146 (1)	80.31		13:30:49.619
9 -	32.355	21.826	54.181 (3)	80.26	0.035	13:31:43.800
10 -	32.410	22.087	54.497	79.79	0.351	13:32:38.297
11 -	32.549	21.899	54.448	79.86	0.302	13:33:32.745
12 -	33.055	21.948	55.003	79.06	0.857	13:34:27.748
13 -	32.908	21.935	54.843	79.29	0.697	13:35:22.591
14 -	32.487	21.730	54.217	80.20	0.071	13:36:16.808
15 -	32.728	22.044	54.772	79.39	0.626	13:37:11.580
16 -	33.862	22.120	55.982	77.67	1.836	13:38:07.562
17 -	32.806	22.264	55.070	78.96	0.924	13:39:02.632

P14 11		Bradley KENT		Honda Civic FN2		
IDEAL LAP TIME : 54.763		BEST LAP TIME : 54.852		DIFFERENCE : 0.089		
LAP	SECTOR 1	SECTOR 2	LAP TIME	MPH	DIFF	TIME OF DAY
1 -		22.921	1:06.649	65.24	11.797	13:24:31.847
2 -	32.753	22.549	55.302	78.63	0.450	13:25:27.149
3 -	32.749	22.396	55.145	78.85	0.293	13:26:22.294
4 -	32.937	22.346	55.283	78.66	0.431	13:27:17.577
5 -	32.695	22.483	55.178	78.81	0.326	13:28:12.755
6 -	32.771	22.300	55.071	78.96	0.219	13:29:07.826
7 -	32.632	22.392	55.024 (2)	79.03	0.172	13:30:02.850
8 -	32.768	22.385	55.153	78.84	0.301	13:30:58.003
9 -	32.741	22.518	55.259	78.69	0.407	13:31:53.262
10 -	32.983	22.446	55.429	78.45	0.577	13:32:48.691
11 -	32.671	22.369	55.040	79.00	0.188	13:33:43.731
12 -	32.667	22.185	54.852 (1)	79.27		13:34:38.583
13 -	32.578	22.457	55.035 (3)	79.01	0.183	13:35:33.618
14 -	32.831	22.545	55.376	78.52	0.524	13:36:28.994
15 -	32.748	22.340	55.088	78.93	0.236	13:37:24.082
16 -	33.143	22.417	55.560	78.26	0.708	13:38:19.642
17 -	33.074	22.495	55.569	78.25	0.717	13:39:15.211

P15 333		Harry ENGLAND		Honda Civic EP3		
IDEAL LAP TIME : 54.226		BEST LAP TIME : 54.226		DIFFERENCE : 0.000		
LAP	SECTOR 1	SECTOR 2	LAP TIME	MPH	DIFF	TIME OF DAY
1 -		24.854	1:08.856	63.15	14.630	13:24:34.054
2 -	33.209	22.718	55.927	77.75	1.701	13:25:29.981
3 -	32.672	22.430	55.102	78.91	0.876	13:26:25.083
4 -	33.002	22.654	55.656	78.13	1.430	13:27:20.739
5 -	33.554	22.376	55.930	77.75	1.704	13:28:16.669
6 -	33.431	22.403	55.834	77.88	1.608	13:29:12.503
7 -	33.284	22.099	55.383	78.51	1.157	13:30:07.886
8 -	32.525	22.085	54.610	79.63	0.384	13:31:02.496
9 -	32.491	22.026	54.517	79.76	0.291	13:31:57.013
10 -	32.441	22.017	54.458 (2)	79.85	0.232	13:32:51.471
11 -	32.278	21.948	54.226 (1)	80.19		13:33:45.697
12 -	32.311	22.262	54.573	79.68	0.347	13:34:40.270
13 -	32.772	22.048	54.820	79.32	0.594	13:35:35.090
14 -	32.414	22.102	54.516 (3)	79.76	0.290	13:36:29.606
15 -	32.635	22.265	54.900	79.20	0.674	13:37:24.506
16 -	33.214	22.326	55.540	78.29	1.314	13:38:20.046
17 -	33.048	22.623	55.671	78.11	1.445	13:39:15.717

Milltek Sport Civic Cup

RACE 13 - SECTOR ANALYSIS



SECTOR 1 = FL to I1, SECTOR 2 = I1 to FL, DIFF = Difference To Personal Best Lap, P = Crossed Finish Line in Pit Lane, D = Time Disallowed

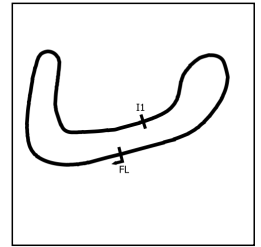
P16 19		Jack RUDELL		Honda Civic EP3		
IDEAL LAP TIME : 54.575		BEST LAP TIME : 54.678		DIFFERENCE : 0.103		
LAP	SECTOR 1	SECTOR 2	LAP TIME	MPH	DIFF	TIME OF DAY
1 -		23.669	1:14.231	58.58	19.553	13:24:39.429
2 -	33.530	22.848	56.378	77.13	1.700	13:25:35.807
3 -	32.617	22.473	55.090	78.93	0.412	13:26:30.897
4 -	32.463	22.369	54.832	79.30	0.154	13:27:25.729
5 -	32.529	22.163	54.692 (3)	79.51	0.014	13:28:20.421
6 -	32.867	22.115	54.982	79.09	0.304	13:29:15.403
7 -	32.538	22.140	54.678 (1)	79.53		13:30:10.081
8 -	32.533	22.154	54.687 (2)	79.51	0.009	13:31:04.768
9 -	32.687	22.323	55.010	79.05	0.332	13:31:59.778
10 -	32.920	22.483	55.403	78.49	0.725	13:32:55.181
11 -	33.068	22.485	55.553	78.27	0.875	13:33:50.734
12 -	32.942	22.174	55.116	78.89	0.438	13:34:45.850
13 -	32.663	22.112	54.775	79.39	0.097	13:35:40.625
14 -	32.589	22.119	54.708	79.48	0.030	13:36:35.333
15 -	32.747	22.453	55.200	78.77	0.522	13:37:30.533
16 -	33.603	22.341	55.944	77.73	1.266	13:38:26.477
17 -	33.550	22.489	56.039	77.59	1.361	13:39:22.516

P17 74		Anthony GANNON		Honda Civic EP3		
IDEAL LAP TIME : 54.965		BEST LAP TIME : 55.019		DIFFERENCE : 0.054		
LAP	SECTOR 1	SECTOR 2	LAP TIME	MPH	DIFF	TIME OF DAY
1 -		23.779	1:07.752	64.18	12.733	13:24:32.950
2 -	33.497	22.696	56.193	77.38	1.174	13:25:29.143
3 -	32.950	22.635	55.585	78.23	0.566	13:26:24.728
4 -	33.105	22.551	55.656	78.13	0.637	13:27:20.384
5 -	33.653	22.327	55.980	77.68	0.961	13:28:16.364
6 -	33.548	22.566	56.114	77.49	1.095	13:29:12.478
7 -	33.893	22.389	56.282	77.26	1.263	13:30:08.760
8 -	32.991	22.262	55.253 (3)	78.70	0.234	13:31:04.013
9 -	33.032	22.212	55.244 (2)	78.71	0.225	13:31:59.257
10 -	33.148	22.581	55.729	78.03	0.710	13:32:54.986
11 -	32.940	22.496	55.436	78.44	0.417	13:33:50.422
12 -	32.940	22.606	55.546	78.28	0.527	13:34:45.968
13 -	33.307	22.221	55.528	78.31	0.509	13:35:41.496
14 -	33.067	22.269	55.336	78.58	0.317	13:36:36.832
15 -	32.881	22.138	55.019 (1)	79.03		13:37:31.851
16 -	33.727	22.084	55.811	77.91	0.792	13:38:27.662
17 -	33.687	22.255	55.942	77.73	0.923	13:39:23.604

P18 27		Charlotte BIRCH		Honda Civic EP3		
IDEAL LAP TIME : 55.013		BEST LAP TIME : 55.047		DIFFERENCE : 0.034		
LAP	SECTOR 1	SECTOR 2	LAP TIME	MPH	DIFF	TIME OF DAY
1 -		23.541	1:09.227	62.81	14.180	13:24:34.425
2 -	34.814	22.747	57.561	75.54	2.514	13:25:31.986
3 -	33.291	22.771	56.062	77.56	1.015	13:26:28.048
4 -	33.331	22.597	55.928	77.75	0.881	13:27:23.976
5 -	33.619	22.978	56.597	76.83	1.550	13:28:20.573
6 -	33.404	22.372	55.776	77.96	0.729	13:29:16.349
7 -	33.107	22.485	55.592	78.22	0.545	13:30:11.941
8 -	33.151	22.393	55.544	78.29	0.497	13:31:07.485
9 -	33.212	22.394	55.606	78.20	0.559	13:32:03.091
10 -	32.956	22.381	55.337 (3)	78.58	0.290	13:32:58.428
11 -	33.110	22.514	55.624	78.17	0.577	13:33:54.052
12 -	33.095	22.249	55.344	78.57	0.297	13:34:49.396
13 -	33.023	22.323	55.346	78.57	0.299	13:35:44.742
14 -	32.764	22.283	55.047 (1)	78.99		13:36:39.789
15 -	32.796	22.368	55.164 (2)	78.83	0.117	13:37:34.953
16 -	33.897	22.492	56.389	77.11	1.342	13:38:31.342
17 -	34.324	22.678	57.002	76.28	1.955	13:39:28.344

Milltek Sport Civic Cup

RACE 13 - SECTOR ANALYSIS



SECTOR 1 = FL to I1, SECTOR 2 = I1 to FL, DIFF = Difference To Personal Best Lap, P = Crossed Finish Line in Pit Lane, D = Time Disallowed

P19 76		Simon WELCH		Honda Civic EP3		
IDEAL LAP TIME : 56.183		BEST LAP TIME : 56.215		DIFFERENCE : 0.032		
LAP	SECTOR 1	SECTOR 2	LAP TIME	MPH	DIFF	TIME OF DAY
1 -		24.628	1:11.742	60.61	15.527	13:24:36.940
2 -	35.867	24.007	59.874	72.62	3.659	13:25:36.814
3 -	34.796	23.592	58.388	74.47	2.173	13:26:35.202
4 -	34.255	23.180	57.435	75.71	1.220	13:27:32.637
5 -	34.007	23.083	57.090	76.17	0.875	13:28:29.727
6 -	34.263	22.982	57.245	75.96	1.030	13:29:26.972
7 -	34.115	23.153	57.268	75.93	1.053	13:30:24.240
8 -	34.004	22.867	56.871 (3)	76.46	0.656	13:31:21.111
9 -	34.594	22.995	57.589	75.51	1.374	13:32:18.700
10 -	34.019	22.728	56.747 (2)	76.63	0.532	13:33:15.447
11 -	36.877	22.928	59.805	72.71	3.590	13:34:15.252
12 -	33.667	22.548	56.215 (1)	77.35		13:35:11.467
13 -	33.635	25.005	58.640	74.15	2.425	13:36:10.107
14 -	36.066	25.119	1:01.185	71.07	4.970	13:37:11.292
15 -	37.339	23.016	1:00.355	72.05	4.140	13:38:11.647
16 -	34.776	23.864	58.640	74.15	2.425	13:39:10.287

P20 29		Dan THACKERAY		Honda Civic EP3		
IDEAL LAP TIME : 53.046		BEST LAP TIME : 53.053		DIFFERENCE : 0.007		
LAP	SECTOR 1	SECTOR 2	LAP TIME	MPH	DIFF	TIME OF DAY
1 -		21.734	59.607	72.95	6.554	13:24:24.805
2 -	31.897	21.599	53.496	81.28	0.443	13:25:18.301
3 -	31.956	21.653	53.609	81.11	0.556	13:26:11.910
4 -	32.344	21.544	53.888	80.69	0.835	13:27:05.798
5 -	32.272	21.680	53.952	80.60	0.899	13:27:59.750
6 -	32.207	21.445	53.652	81.05	0.599	13:28:53.402
7 -	31.603	21.450	53.053 (1)	81.96		13:29:46.455
8 -	31.828	21.518	53.346	81.51	0.293	13:30:39.801
9 -	31.858	21.522	53.380	81.46	0.327	13:31:33.181
10 -	31.828	21.443	53.271 (3)	81.63	0.218	13:32:26.452
11 -	31.725	21.492	53.217 (2)	81.71	0.164	13:33:19.669
12 -	31.819	21.471	53.290	81.60	0.237	13:34:12.959
13 -	31.941	21.459	53.400	81.43	0.347	13:35:06.359
14 -	31.886	21.546	53.432	81.38	0.379	13:35:59.791
15 -	32.143	22.283	54.426	79.89	1.373	13:36:54.217

P21 44		Rhys LEWIS		Honda Civic		
IDEAL LAP TIME :		BEST LAP TIME : 1:08.819		DIFFERENCE :		
LAP	SECTOR 1	SECTOR 2	LAP TIME	MPH	DIFF	TIME OF DAY
1 -		24.366	1:08.819 (1)	63.18		13:24:34.017

Milltek Sport Civic Cup

RACE 13 - BEST SECTORS

SECTOR 1			SECTOR 2			IDEAL / BEST COMPARISON						
POS	NO	NAME	TIME	NO	NAME	TIME	POS	NO	NAME	IDEAL	BEST	DIFF
									PERFECT LAP	53.046		
1	29	THACKERAY	31.603	29	THACKERAY	21.443	1	29	THACKERAY	53.046	53.053	0.007
2	33	EDMUNDSON	31.719	33	EDMUNDSON	21.455	2	33	EDMUNDSON	53.174	53.224	0.050
3	138	KENT	31.762	62	MCGILL	21.475	3	138	KENT	53.384	53.456	0.072
4	45	CAMP	31.948	45	CAMP	21.510	4	45	CAMP	53.458	53.519	0.061
5	14	BENSLEY	31.958	66	MARSHALL	21.539	5	62	MCGILL	53.504	53.609	0.105
6	62	MCGILL	32.029	54	CATON	21.574	6	14	BENSLEY	53.607	53.666	0.059
7	65	NICOLAOU	32.033	138	KENT	21.622	7	66	MARSHALL	53.633	53.633	0.000
8	66	MARSHALL	32.094	65	NICOLAOU	21.645	8	54	CATON	53.672	53.829	0.157
9	54	CATON	32.098	14	BENSLEY	21.649	9	65	NICOLAOU	53.678	53.735	0.057
10	70	HILLMAN	32.108	70	HILLMAN	21.697	10	70	HILLMAN	53.805	53.922	0.117
11	97	KITE	32.135	24	KNIGHT	21.729	11	28	HOUNSELL	53.925	54.146	0.221
12	28	HOUNSELL	32.195	28	HOUNSELL	21.730	12	97	KITE	53.961	54.005	0.044
13	77	CHAPMAN	32.247	77	CHAPMAN	21.741	13	77	CHAPMAN	53.988	54.153	0.165
14	333	ENGLAND	32.278	97	KITE	21.826	14	24	KNIGHT	54.067	54.102	0.035
15	24	KNIGHT	32.338	333	ENGLAND	21.948	15	333	ENGLAND	54.226	54.226	0.000
16	19	RUDELLE	32.463	74	GANNON	22.084	16	19	RUDELLE	54.575	54.678	0.103
17	11	KENT	32.578	19	RUDELLE	22.112	17	11	KENT	54.763	54.852	0.089
18	27	BIRCH	32.764	11	KENT	22.185	18	74	GANNON	54.965	55.019	0.054
19	74	GANNON	32.881	27	BIRCH	22.249	19	27	BIRCH	55.013	55.047	0.034
20	76	WELCH	33.635	76	WELCH	22.548	20	76	WELCH	56.183	56.215	0.032
21				44	LEWIS	24.366	21	44	LEWIS		1:08.819	
22												

Milltek Sport Civic Cup

RACE 13 - STATISTICS

Competitors Started 21
Planned Start 2023-10-22 @ 13:35:00.000
Actual Start 2023-10-22 @ 13:23:25.198
Finish Time 2023-10-22 @ 13:38:40.520
Track Length 1.2079mi.
Total Laps 338
Total Distance Covered 408.2856mi.

Session Fastest Lap History

NO	NAME	LAP TIME	TIME OF DAY	LAP	VEHICLE
29	Dan THACKERAY	59.607	13:24:24.805	1	Honda Civic EP3
29	Dan THACKERAY	53.496	13:25:18.301	2	Honda Civic EP3
33	Max EDMUNDSON	53.443	13:25:18.586	2	Honda Civic EP3
29	Dan THACKERAY	53.053	13:29:46.455	7	Honda Civic EP3

Session Leader History

NO	NAME	FROM LAP	LAPS LED	DISTANCE	VEHICLE
29	Dan THACKERAY	1	15	18.11 miles	Honda Civic EP3
33	Max EDMUNDSON	16	2	2.41 miles	Honda Civic EP3

Flag History

TYPE	TIME OF DAY
GREEN	13:23:25.198
FINISH	13:38:40.520

Flag Statistics

TYPE	COUNT	TOTAL LAPS	TOTAL TIME
Green	1	17	16:16.465
Red	0	0	0.000
Safety Car	0	0	0.000
FCY	0	0	0.000

Milltek Sport Civic Cup
RACE 18 - GRID (15 minutes) - AMENDED

ROW 11	21	44 Rhys LEWIS	22	98 Jordan BRENNAN
ROW 10	19	76 Simon WELCH	20	29 Dan THACKERAY
ROW 9	17	74 Anthony GANNON	18	27 Charlotte BIRCH
ROW 8	15	333 Harry ENGLAND	16	19 Jack RUDELL
ROW 7	13	62 Liam MCGILL	14	11 Bradley KENT
ROW 6	11	77 Travis CHAPMAN	12	28 Loui HOUNSELL
ROW 5	9	66 Dave MARSHALL	10	33 Max EDMUNDSON
ROW 4	7	54 Harvey CATON	8	138 Lewis KENT
ROW 3	5	97 Alex KITE	6	14 Ryan BENSLEY
ROW 2	3	24 Tommy KNIGHT	4	45 Alistair CAMP
ROW 1	1	70 Owen HILLMAN	2	65 Sam NICOLAOU
Pole				

Brands Hatch Indy: 1.2079 miles

These results are provisional until the conclusion of any judicial and technical matters.

Clerk Of Course : Andrew Roberts	Stewards :	Timekeeper : Sarah Evans
----------------------------------	------------	--------------------------

Results can be found at www.tsl-timing.com

Printed - 14:48 Sunday, 22 October 2023



Milltek Sport Civic Cup

RACE 18 - CLASSIFICATION

POS	NO	NAME	ENTRY	LAPS	TIME	GAP	DIFF	MPH	BEST	ON
1	33	Max EDMUNDSON	Honda Civic EP3	17	15:26.251			79.81	53.516	12
2	97	Alex KITE	Honda Civic EP3	17	15:30.216	3.965	3.965	79.47	53.842	7
3	70	Owen HILLMAN	Honda Civic EP3	17	15:30.594	4.343	0.378	79.43	53.780	8
4	14	Ryan BENSLEY	Honda Civic EP3	17	15:31.276	5.025	0.682	79.38	53.667	10
5	45	Alistair CAMP	Honda Civic EP3	17	15:31.360	5.109	0.084	79.37	53.707	14
6	66	Dave MARSHALL	Honda Civic FN2	17	15:31.621	5.370	0.261	79.35	53.634	6
7	54	Harvey CATON	Honda Civic EP3	17	15:32.357	6.106	0.736	79.28	53.662	6
8	29	Dan THACKERAY	Honda Civic EP3	17	15:32.820	6.569	0.463	79.25	53.339	6
9	62	Liam MCGILL	Honda Civic EP3	17	15:35.040	8.789	2.220	79.06	53.570	6
10	138	Lewis KENT	Honda Civic EP3	17	15:37.209	10.958	2.169	78.87	53.727	11
11	28	Loui HOUNSELL	Honda Civic EP3	17	15:43.095	16.844	5.886	78.38	54.392	17
12	77	Travis CHAPMAN	Honda Civic EP3	17	15:44.168	17.917	1.073	78.29	54.065	8
13	24	Tommy KNIGHT	Honda Civic EP3	17	15:45.910	19.659	1.742	78.15	54.398	15
14	19	Jack RUDELL	Honda Civic EP3	17	15:46.088	19.837	0.178	78.13	54.378	12
15	98	Jordan BRENNAN	Honda Civic EP3	17	15:47.019	20.768	0.931	78.06	54.227	10
16	11	Bradley KENT	Honda Civic FN2	17	15:48.810	22.559	1.791	77.91	54.523	14
17	333	Harry ENGLAND	Honda Civic EP3	17	15:56.902	30.651	8.092	77.25	54.579	16
18	74	Anthony GANNON	Honda Civic EP3	17	16:00.552	34.301	3.650	76.96	55.056	15
19	65	Sam NICOLAOU	Honda Civic EP3	17	16:01.535	35.284	0.983	76.88	54.284	11
20	27	Charlotte BIRCH	Honda Civic EP3	16	15:27.754	1 Lap	1 Lap	74.99	55.838	14
21	76	Simon WELCH	Honda Civic EP3	16	15:51.325	1 Lap	23.571	73.13	56.559	12

NOT STARTED

NS 44 Rhys LEWIS Honda Civic

FASTEST LAP

29 Dan THACKERAY Honda Civic EP3 6 53.339 81.52 mph 131.20 kph

Weather / Track : Bright / Dry

These results are provisional until the conclusion of any judicial and technical matters.

Race Distance: 17 Laps / 20.53 miles

Brands Hatch Indy: 1.2079 miles

Date: 22/10/2023 Start: 16:39 Finish: 16:54

Clerk Of Course : Andrew Roberts	Stewards :	Timekeeper : Sarah Evans
----------------------------------	------------	--------------------------

Results can be found at www.tsl-timing.com

Printed - 16:56 Sunday, 22 October 2023



Milltek Sport Civic Cup

RACE 18 - LAP CHART

LAP 1 @ 16:40:32.836			LAP 2 @ 16:41:27.175			LAP 3 @ 16:42:21.161			LAP 4 @ 16:43:15.344			LAP 5 @ 16:44:09.425		
NO	BEHIND	LAP TIME	NO	BEHIND	LAP TIME	NO	BEHIND	LAP TIME	NO	BEHIND	LAP TIME	NO	BEHIND	LAP TIME
97		1:03.029	97		54.339	97		53.986	97		54.183	97		54.081
70	0.997	1:04.026	70	0.998	54.340	70	1.184	54.172	70	1.113	54.112	70	0.970	53.938
45	1.743	1:04.772	45	1.463	54.059	45	1.483	54.006	45	1.500	54.200	45	1.585	54.166
14	2.490	1:05.519	14	2.118	53.967	14	1.973	53.841	14	1.896	54.106	33	2.176	54.134
66	3.372	1:06.401	33	2.790	53.586	33	2.440	53.636	33	2.123	53.866	14	2.366	54.551
33	3.543	1:06.572	66	3.614	54.581	66	3.739	54.111	66	3.520	53.964	66	3.332	53.893
65	3.700	1:06.729	54	3.767	54.380	54	3.883	54.102	54	3.751	54.051	54	3.615	53.945
54	3.726	1:06.755	28	5.268	55.271	28	5.821	54.539	28	6.269	54.631	28	6.915	54.727
24	4.132	1:07.161	24	6.499	56.706	24	7.364	54.851	62	8.116	54.785	62	7.943	53.908
28	4.336	1:07.365	62	6.927	56.398	62	7.514	54.573	24	8.652	55.471	29	8.609	53.886
29	4.506	1:07.535	98	7.477	56.582	29	7.825	54.241	29	8.804	55.162	138	9.404	54.328
77	4.835	1:07.864	29	7.570	57.403	138	8.231	54.131	138	9.157	55.109	24	10.193	55.622
62	4.868	1:07.897	77	7.828	57.332	98	9.025	55.534	98	9.617	54.775	98	10.763	55.227
98	5.234	1:08.263	19	7.864	56.939	19	9.394	55.516	19	9.708	54.497	19	10.890	55.263
19	5.264	1:08.293	138	8.086	55.067	77	9.972	56.130	77	10.439	54.650	77	11.256	54.898
74	6.051	1:09.080	74	9.267	57.555	11	10.724	55.125	11	11.228	54.687	11	12.156	55.009
138	7.358	1:10.387	11	9.585	55.255	74	11.508	56.227	74	12.527	55.202	74	13.724	55.278
333	8.314	1:11.343	333	10.308	56.333	333	12.440	56.118	333	13.322	55.065	333	14.307	55.066
11	8.669	1:11.698	27	12.652	57.901	27	18.398	59.732	27	23.199	58.984	65	27.442	56.366
27	9.090	1:12.119	76	15.189	59.933	76	20.265	59.062	65	25.157	55.203	27	28.135	59.017
76	9.595	1:12.624	65	22.304	1:12.943	65	24.137	55.819	76	25.236	59.154	76	29.173	58.018

Milltek Sport Civic Cup

RACE 18 - LAP CHART

LAP 6 @ 16:45:03.373			LAP 7 @ 16:45:57.215			LAP 8 @ 16:46:51.483			LAP 9 @ 16:47:45.626			LAP 10 @ 16:48:39.858		
NO	BEHIND	LAP TIME	NO	BEHIND	LAP TIME	NO	BEHIND	LAP TIME	NO	BEHIND	LAP TIME	NO	BEHIND	LAP TIME
97		53.948	97		53.842	97		54.268	97		54.143	97		54.232
70	0.845	53.823	70	0.908	53.905	70	0.420	53.780	70	0.346	54.069	33	0.216	53.871
45	2.051	54.414	33	1.828	53.618	33	1.193	53.633	33	0.577	53.527	70	0.659	54.545
33	2.052	53.824	14	2.767	54.301	14	2.732	54.233	14	2.316	53.727	14	1.751	53.667
14	2.308	53.890	45	2.862	54.653	45	3.174	54.580	45	2.959	53.928	45	2.846	54.119
66	3.018	53.634	66	3.161	53.985	66	3.453	54.560	66	3.228	53.918	66	3.070	54.074
54	3.329	53.662	54	3.652	54.165	54	3.827	54.443	54	3.605	53.921	54	3.310	53.937
28	7.472	54.505	62	7.675	53.952	29	7.417	53.679	29	7.189	53.915	29	6.414	53.457
62	7.565	53.570	29	8.006	53.848	62	7.429	54.022	62	8.440	55.154	62	8.210	54.002
29	8.000	53.339	28	8.751	55.121	138	9.466	54.628	138	9.850	54.527	138	9.603	53.985
138	9.208	53.752	138	9.106	53.740	28	9.503	55.020	28	10.371	55.011	28	10.627	54.488
24	10.875	54.630	24	11.835	54.802	24	12.265	54.698	24	12.742	54.620	24	12.940	54.430
19	11.575	54.633	19	12.135	54.402	19	12.498	54.631	19	12.963	54.608	19	13.207	54.476
98	12.355	55.540	77	13.499	54.963	77	13.296	54.065	77	13.319	54.166	77	13.455	54.368
77	12.378	55.070	98	14.026	55.513	98	14.339	54.581	98	14.562	54.366	98	14.557	54.227
11	13.066	54.858	11	14.331	55.107	11	14.748	54.685	11	15.499	54.894	11	15.966	54.699
74	16.606	56.830	74	18.264	55.500	74	19.348	55.352	74	20.674	55.469	74	21.973	55.531
333	16.938	56.579	333	18.750	55.654	333	19.852	55.370	333	20.942	55.233	333	22.201	55.491
65	28.040	54.546	65	28.956	54.758	65	29.112	54.424	65	29.517	54.548	65	29.897	54.612
27	31.282	57.095	27	34.498	57.058	27	36.981	56.751	27	39.347	56.509	27	41.760	56.645
76	33.041	57.816	76	36.478	57.279	76	39.377	57.167	76	42.094	56.860	76	44.895	57.033

Milltek Sport Civic Cup

RACE 18 - LAP CHART

LAP 11 @ 16:49:33.802			LAP 12 @ 16:50:27.318			LAP 13 @ 16:51:21.233			LAP 14 @ 16:52:14.778			LAP 15 @ 16:53:08.401		
NO	BEHIND	LAP TIME	NO	BEHIND	LAP TIME	NO	BEHIND	LAP TIME	NO	BEHIND	LAP TIME	NO	BEHIND	LAP TIME
33		53.728	33		53.516	33		53.915	33		53.545	33		53.623
97	0.879	54.823	97	1.461	54.098	97	1.625	54.079	97	2.304	54.224	97	2.779	54.098
70	1.191	54.476	70	1.756	54.081	70	2.009	54.168	76	1 Lap	59.079	70	3.255	54.244
14	1.711	53.904	14	2.089	53.894	14	2.265	54.091	70	2.634	54.170	14	3.779	54.489
45	3.146	54.244	45	3.746	54.116	45	3.956	54.125	14	2.913	54.193	45	4.584	54.089
66	3.403	54.277	66	3.928	54.041	66	4.173	54.160	45	4.118	53.707	66	4.970	54.088
54	4.078	54.712	54	4.539	53.977	54	4.603	53.979	66	4.505	53.877	54	5.131	54.004
29	6.439	53.969	29	6.525	53.602	29	6.224	53.614	54	4.750	53.692	29	6.529	53.785
62	7.897	53.631	62	8.256	53.875	62	8.260	53.919	29	6.367	53.688	62	8.836	54.004
138	9.386	53.727	138	9.768	53.898	138	9.781	53.928	62	8.455	53.740	138	10.518	53.808
28	11.491	54.808	28	12.763	54.788	28	13.689	54.841	138	10.333	54.097	76	1 Lap	1:02.611
24	13.814	54.818	24	14.964	54.666	77	15.802	54.556	28	14.586	54.442	28	15.508	54.545
77	14.376	54.865	77	15.161	54.301	24	16.398	55.349	77	16.332	54.075	77	16.778	54.069
19	14.722	55.459	19	15.584	54.378	19	16.584	54.915	24	17.334	54.481	24	18.109	54.398
98	15.173	54.560	98	16.104	54.447	98	16.839	54.650	19	17.677	54.638	19	18.452	54.398
11	16.687	54.665	11	17.720	54.549	11	18.727	54.922	98	18.163	54.869	98	19.064	54.524
74	23.631	55.602	74	25.272	55.157	333	26.863	55.326	11	19.705	54.523	11	20.698	54.616
333	24.026	55.769	333	25.452	54.942	74	27.358	56.001	333	28.035	54.717	333	29.121	54.709
65	30.237	54.284	65	31.205	54.484	65	31.801	54.511	74	29.340	55.527	74	30.773	55.056
27	43.822	56.006	27	46.213	55.907	27	48.198	55.900	65	32.708	54.452	65	33.620	54.535
76	47.644	56.693	76	50.687	56.559				27	50.491	55.838	27	52.802	55.934

Milltek Sport Civic Cup

RACE 18 - LAP CHART

LAP 16 @ 16:54:02.071			LAP 17 @ 16:54:56.058		
NO	BEHIND	LAP TIME	NO	BEHIND	LAP TIME
33		53.670	33		53.987
97	3.423	54.314	27	1 Lap	56.358
70	3.894	54.309	97	3.965	54.529
14	4.096	53.987	70	4.343	54.436
45	4.902	53.988	14	5.025	54.916
66	5.696	54.396	45	5.109	54.194
54	5.907	54.446	66	5.370	53.661
29	6.623	53.764	54	6.106	54.186
62	9.126	53.960	29	6.569	53.933
138	10.900	54.052	62	8.789	53.650
76	1 Lap	57.285	138	10.958	54.045
28	16.439	54.601	28	16.844	54.392
77	17.599	54.491	77	17.917	54.305
24	18.976	54.537	24	19.659	54.670
19	19.392	54.610	19	19.837	54.432
98	20.064	54.670	98	20.768	54.691
11	21.742	54.714	11	22.559	54.804
333	30.030	54.579	76	1 Lap	1:04.152
74	32.905	55.802	333	30.651	54.608
65	34.593	54.643	74	34.301	55.383
			65	35.284	54.678

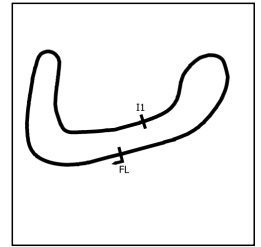
Milltek Sport Civic Cup

RACE 18 - POSITION CHART

No	Name	Lap Pos	1	2	3	4	5	6	7	8	9	10	11	12	13	14	15	16	17
			70	HILLMAN	1	97	97	97	97	97	97	97	97	97	97	33	33	33	33
65	NICOLAOU	2	70	70	70	70	70	70	70	70	70	33	97	97	97	97	97	97	97
24	KNIGHT	3	45	45	45	45	45	45	33	33	33	70	70	70	70	70	70	70	70
45	CAMP	4	14	14	14	14	33	33	14	14	14	14	14	14	14	14	14	14	14
97	KITE	5	66	33	33	33	14	14	45	45	45	45	45	45	45	45	45	45	45
14	BENSLEY	6	33	66	66	66	66	66	66	66	66	66	66	66	66	66	66	66	66
54	CATON	7	65	54	54	54	54	54	54	54	54	54	54	54	54	54	54	54	54
138	KENT	8	54	28	28	28	28	28	62	29	29	29	29	29	29	29	29	29	29
66	MARSHALL	9	24	24	24	62	62	62	29	62	62	62	62	62	62	62	62	62	62
33	EDMUNDSON	10	28	62	62	24	29	29	28	138	138	138	138	138	138	138	138	138	138
77	CHAPMAN	11	29	98	29	29	138	138	138	28	28	28	28	28	28	28	28	28	28
28	HOUNSELL	12	77	29	138	138	24	24	24	24	24	24	24	24	77	77	77	77	77
62	MCGILL	13	62	77	98	98	98	19	19	19	19	19	77	77	24	24	24	24	24
11	KENT	14	98	19	19	19	19	98	77	77	77	77	19	19	19	19	19	19	19
333	ENGLAND	15	19	138	77	77	77	77	98	98	98	98	98	98	98	98	98	98	98
19	RUDELLE	16	74	74	11	11	11	11	11	11	11	11	11	11	11	11	11	11	11
74	GANNON	17	138	11	74	74	74	74	74	74	74	74	74	74	333	333	333	333	333
27	BIRCH	18	333	333	333	333	333	333	333	333	333	333	333	333	74	74	74	74	74
76	WELCH	19	11	27	27	27	65	65	65	65	65	65	65	65	65	65	65	65	65
29	THACKERAY	20	27	76	76	65	27	27	27	27	27	27	27	27	27	27	27	27	27
44	LEWIS	21	76	65	65	76	76	76	76	76	76	76	76	76	76	76	76	76	76
98	BRENNAN	22																	

Milltek Sport Civic Cup

RACE 18 - SECTOR ANALYSIS



SECTOR 1 = FL to I1, SECTOR 2 = I1 to FL, DIFF = Difference To Personal Best Lap, P = Crossed Finish Line in Pit Lane, D = Time Disallowed

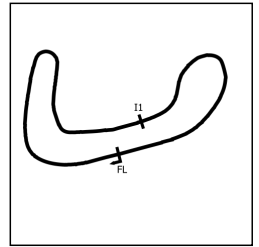
P1 33		Max EDMUNDSON		Honda Civic EP3		
IDEAL LAP TIME : 53.378		BEST LAP TIME : 53.516		DIFFERENCE : 0.138		
LAP	SECTOR 1	SECTOR 2	LAP TIME	MPH	DIFF	TIME OF DAY
1 -		22.603	1:06.572	65.32	13.056	16:40:36.379
2 -	32.058	21.528	53.586	81.15	0.070	16:41:29.965
3 -	31.965	21.671	53.636	81.07	0.120	16:42:23.601
4 -	32.272	21.594	53.866	80.73	0.350	16:43:17.467
5 -	32.403	21.731	54.134	80.33	0.618	16:44:11.601
6 -	32.009	21.815	53.824	80.79	0.308	16:45:05.425
7 -	32.131	21.487	53.618	81.10	0.102	16:45:59.043
8 -	31.970	21.663	53.633	81.08	0.117	16:46:52.676
9 -	31.925	21.602	53.527 (2)	81.24	0.011	16:47:46.203
10 -	32.256	21.615	53.871	80.72	0.355	16:48:40.074
11 -	32.088	21.640	53.728	80.93	0.212	16:49:33.802
12 -	31.891	21.625	53.516 (1)	81.25		16:50:27.318
13 -	32.314	21.601	53.915	80.65	0.399	16:51:21.233
14 -	32.018	21.527	53.545 (3)	81.21	0.029	16:52:14.778
15 -	31.975	21.648	53.623	81.09	0.107	16:53:08.401
16 -	31.967	21.703	53.670	81.02	0.154	16:54:02.071
17 -	32.337	21.650	53.987	80.54	0.471	16:54:56.058

P2 97		Alex KITE		Honda Civic EP3		
IDEAL LAP TIME : 53.797		BEST LAP TIME : 53.842		DIFFERENCE : 0.045		
LAP	SECTOR 1	SECTOR 2	LAP TIME	MPH	DIFF	TIME OF DAY
1 -		22.252	1:03.029	68.99	9.187	16:40:32.836
2 -	32.317	22.022	54.339	80.02	0.497	16:41:27.175
3 -	32.075	21.911	53.986 (3)	80.55	0.144	16:42:21.161
4 -	32.300	21.883	54.183	80.25	0.341	16:43:15.344
5 -	32.194	21.887	54.081	80.40	0.239	16:44:09.425
6 -	32.184	21.764	53.948 (2)	80.60	0.106	16:45:03.373
7 -	32.120	21.722	53.842 (1)	80.76		16:45:57.215
8 -	32.327	21.941	54.268	80.13	0.426	16:46:51.483
9 -	32.337	21.806	54.143	80.31	0.301	16:47:45.626
10 -	32.394	21.838	54.232	80.18	0.390	16:48:39.858
11 -	32.933	21.890	54.823	79.32	0.981	16:49:34.681
12 -	32.320	21.778	54.098	80.38	0.256	16:50:28.779
13 -	32.336	21.743	54.079	80.41	0.237	16:51:22.858
14 -	32.389	21.835	54.224	80.19	0.382	16:52:17.082
15 -	32.223	21.875	54.098	80.38	0.256	16:53:11.180
16 -	32.353	21.961	54.314	80.06	0.472	16:54:05.494
17 -	32.604	21.925	54.529	79.74	0.687	16:55:00.023

P3 70		Owen HILLMAN		Honda Civic EP3		
IDEAL LAP TIME : 53.745		BEST LAP TIME : 53.780		DIFFERENCE : 0.035		
LAP	SECTOR 1	SECTOR 2	LAP TIME	MPH	DIFF	TIME OF DAY
1 -		21.981	1:04.026	67.91	10.246	16:40:33.833
2 -	32.551	21.789	54.340	80.02	0.560	16:41:28.173
3 -	32.166	22.006	54.172	80.27	0.392	16:42:22.345
4 -	32.275	21.837	54.112	80.36	0.332	16:43:16.457
5 -	32.133	21.805	53.938	80.62	0.158	16:44:10.395
6 -	32.061	21.762	53.823 (2)	80.79	0.043	16:45:04.218
7 -	32.153	21.752	53.905 (3)	80.67	0.125	16:45:58.123
8 -	32.096	21.684	53.780 (1)	80.85		16:46:51.903
9 -	32.359	21.710	54.069	80.42	0.289	16:47:45.972
10 -	32.730	21.815	54.545	79.72	0.765	16:48:40.517
11 -	32.520	21.956	54.476	79.82	0.696	16:49:34.993
12 -	32.308	21.773	54.081	80.40	0.301	16:50:29.074
13 -	32.315	21.853	54.168	80.27	0.388	16:51:23.242
14 -	32.254	21.916	54.170	80.27	0.390	16:52:17.412
15 -	32.447	21.797	54.244	80.16	0.464	16:53:11.656
16 -	32.392	21.917	54.309	80.07	0.529	16:54:05.965
17 -	32.429	22.007	54.436	79.88	0.656	16:55:00.401

Milltek Sport Civic Cup

RACE 18 - SECTOR ANALYSIS



SECTOR 1 = FL to I1, SECTOR 2 = I1 to FL, DIFF = Difference To Personal Best Lap, P = Crossed Finish Line in Pit Lane, D = Time Disallowed

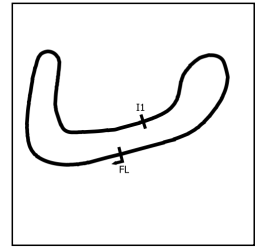
P4 14		Ryan BENSLEY		Honda Civic EP3		
IDEAL LAP TIME : 53.599		BEST LAP TIME : 53.667		DIFFERENCE : 0.068		
LAP	SECTOR 1	SECTOR 2	LAP TIME	MPH	DIFF	TIME OF DAY
1 -		22.360	1:05.519	66.37	11.852	16:40:35.326
2 -	32.102	21.865	53.967	80.57	0.300	16:41:29.293
3 -	32.093	21.748	53.841 (3)	80.76	0.174	16:42:23.134
4 -	32.270	21.836	54.106	80.37	0.439	16:43:17.240
5 -	32.221	22.330	54.551	79.71	0.884	16:44:11.791
6 -	32.161	21.729	53.890	80.69	0.223	16:45:05.681
7 -	32.484	21.817	54.301	80.08	0.634	16:45:59.982
8 -	32.325	21.908	54.233	80.18	0.566	16:46:54.215
9 -	32.081	21.646	53.727 (2)	80.93	0.060	16:47:47.942
10 -	31.953	21.714	53.667 (1)	81.02		16:48:41.609
11 -	32.194	21.710	53.904	80.67	0.237	16:49:35.513
12 -	32.113	21.781	53.894	80.68	0.227	16:50:29.407
13 -	32.343	21.748	54.091	80.39	0.424	16:51:23.498
14 -	32.340	21.853	54.193	80.24	0.526	16:52:17.691
15 -	32.544	21.945	54.489	79.80	0.822	16:53:12.180
16 -	32.172	21.815	53.987	80.54	0.320	16:54:06.167
17 -	32.525	22.391	54.916	79.18	1.249	16:55:01.083

P5 45		Alistair CAMP		Honda Civic EP3		
IDEAL LAP TIME : 53.706		BEST LAP TIME : 53.707		DIFFERENCE : 0.001		
LAP	SECTOR 1	SECTOR 2	LAP TIME	MPH	DIFF	TIME OF DAY
1 -		22.128	1:04.772	67.13	11.065	16:40:34.579
2 -	32.222	21.837	54.059	80.44	0.352	16:41:28.638
3 -	32.200	21.806	54.006	80.52	0.299	16:42:22.644
4 -	32.379	21.821	54.200	80.23	0.493	16:43:16.844
5 -	32.445	21.721	54.166	80.28	0.459	16:44:11.010
6 -	32.349	22.065	54.414	79.91	0.707	16:45:05.424
7 -	32.418	22.235	54.653	79.56	0.946	16:46:00.077
8 -	32.736	21.844	54.580	79.67	0.873	16:46:54.657
9 -	32.173	21.755	53.928 (2)	80.63	0.221	16:47:48.585
10 -	32.332	21.787	54.119	80.35	0.412	16:48:42.704
11 -	32.468	21.776	54.244	80.16	0.537	16:49:36.948
12 -	32.331	21.785	54.116	80.35	0.409	16:50:31.064
13 -	32.453	21.672	54.125	80.34	0.418	16:51:25.189
14 -	32.034	21.673	53.707 (1)	80.96		16:52:18.896
15 -	32.397	21.692	54.089	80.39	0.382	16:53:12.985
16 -	32.162	21.826	53.988 (3)	80.54	0.281	16:54:06.973
17 -	32.147	22.047	54.194	80.24	0.487	16:55:01.167

P6 66		Dave MARSHALL		Honda Civic FN2		
IDEAL LAP TIME : 53.595		BEST LAP TIME : 53.634		DIFFERENCE : 0.039		
LAP	SECTOR 1	SECTOR 2	LAP TIME	MPH	DIFF	TIME OF DAY
1 -		23.012	1:06.401	65.48	12.767	16:40:36.208
2 -	32.738	21.843	54.581	79.67	0.947	16:41:30.789
3 -	32.195	21.916	54.111	80.36	0.477	16:42:24.900
4 -	32.229	21.735	53.964	80.58	0.330	16:43:18.864
5 -	32.124	21.769	53.893	80.68	0.259	16:44:12.757
6 -	32.005	21.629	53.634 (1)	81.07		16:45:06.391
7 -	32.367	21.618	53.985	80.55	0.351	16:46:00.376
8 -	32.757	21.803	54.560	79.70	0.926	16:46:54.936
9 -	32.194	21.724	53.918	80.65	0.284	16:47:48.854
10 -	32.351	21.723	54.074	80.41	0.440	16:48:42.928
11 -	32.399	21.878	54.277	80.11	0.643	16:49:37.205
12 -	32.322	21.719	54.041	80.46	0.407	16:50:31.246
13 -	32.502	21.658	54.160	80.29	0.526	16:51:25.406
14 -	32.188	21.689	53.877 (3)	80.71	0.243	16:52:19.283
15 -	32.433	21.655	54.088	80.39	0.454	16:53:13.371
16 -	32.683	21.713	54.396	79.94	0.762	16:54:07.767
17 -	32.071	21.590	53.661 (2)	81.03	0.027	16:55:01.428

Milltek Sport Civic Cup

RACE 18 - SECTOR ANALYSIS



SECTOR 1 = FL to I1, SECTOR 2 = I1 to FL, DIFF = Difference To Personal Best Lap, P = Crossed Finish Line in Pit Lane, D = Time Disallowed

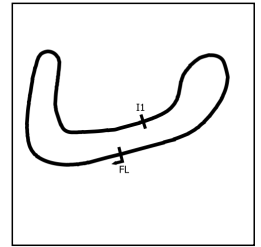
P7 54		Harvey CATON		Honda Civic EP3		
IDEAL LAP TIME : 53.632		BEST LAP TIME : 53.662		DIFFERENCE : 0.030		
LAP	SECTOR 1	SECTOR 2	LAP TIME	MPH	DIFF	TIME OF DAY
1 -		23.285	1:06.755	65.14	13.093	16:40:36.562
2 -	32.541	21.839	54.380	79.96	0.718	16:41:30.942
3 -	32.188	21.914	54.102	80.37	0.440	16:42:25.044
4 -	32.295	21.756	54.051	80.45	0.389	16:43:19.095
5 -	32.312	21.633	53.945	80.61	0.283	16:44:13.040
6 -	32.070	21.592	53.662 (1)	81.03		16:45:06.702
7 -	32.195	21.970	54.165	80.28	0.503	16:46:00.867
8 -	32.417	22.026	54.443	79.87	0.781	16:46:55.310
9 -	32.150	21.771	53.921 (3)	80.64	0.259	16:47:49.231
10 -	32.280	21.657	53.937	80.62	0.275	16:48:43.168
11 -	32.280	22.432	54.712	79.48	1.050	16:49:37.880
12 -	32.158	21.819	53.977	80.56	0.315	16:50:31.857
13 -	32.145	21.834	53.979	80.56	0.317	16:51:25.836
14 -	32.040	21.652	53.692 (2)	80.99	0.030	16:52:19.528
15 -	32.366	21.638	54.004	80.52	0.342	16:53:13.532
16 -	32.689	21.757	54.446	79.87	0.784	16:54:07.978
17 -	32.066	22.120	54.186	80.25	0.524	16:55:02.164

P8 29		Dan THACKERAY		Honda Civic EP3		
IDEAL LAP TIME : 53.313		BEST LAP TIME : 53.339		DIFFERENCE : 0.026		
LAP	SECTOR 1	SECTOR 2	LAP TIME	MPH	DIFF	TIME OF DAY
1 -		22.961	1:07.535	64.38	14.196	16:40:37.342
2 -	33.896	23.507	57.403	75.75	4.064	16:41:34.745
3 -	32.552	21.689	54.241	80.17	0.902	16:42:28.986
4 -	33.124	22.038	55.162	78.83	1.823	16:43:24.148
5 -	32.247	21.639	53.886	80.70	0.547	16:44:18.034
6 -	31.705	21.634	53.339 (1)	81.52		16:45:11.373
7 -	32.168	21.680	53.848	80.75	0.509	16:46:05.221
8 -	31.929	21.750	53.679	81.01	0.340	16:46:58.900
9 -	32.151	21.764	53.915	80.65	0.576	16:47:52.815
10 -	31.849	21.608	53.457 (2)	81.34	0.118	16:48:46.272
11 -	31.842	22.127	53.969	80.57	0.630	16:49:40.241
12 -	31.803	21.799	53.602 (3)	81.12	0.263	16:50:33.843
13 -	31.922	21.692	53.614	81.10	0.275	16:51:27.457
14 -	31.972	21.716	53.688	80.99	0.349	16:52:21.145
15 -	31.939	21.846	53.785	80.85	0.446	16:53:14.930
16 -	31.927	21.837	53.764	80.88	0.425	16:54:08.694
17 -	32.141	21.792	53.933	80.62	0.594	16:55:02.627

P9 62		Liam MCGILL		Honda Civic EP3		
IDEAL LAP TIME : 53.565		BEST LAP TIME : 53.570		DIFFERENCE : 0.005		
LAP	SECTOR 1	SECTOR 2	LAP TIME	MPH	DIFF	TIME OF DAY
1 -		23.365	1:07.897	64.04	14.327	16:40:37.704
2 -	33.774	22.624	56.398	77.10	2.828	16:41:34.102
3 -	32.492	22.081	54.573	79.68	1.003	16:42:28.675
4 -	32.927	21.858	54.785	79.37	1.215	16:43:23.460
5 -	32.257	21.651	53.908	80.66	0.338	16:44:17.368
6 -	32.047	21.523	53.570 (1)	81.17		16:45:10.938
7 -	32.425	21.527	53.952	80.60	0.382	16:46:04.890
8 -	32.162	21.860	54.022	80.49	0.452	16:46:58.912
9 -	32.746	22.408	55.154	78.84	1.584	16:47:54.066
10 -	32.277	21.725	54.002	80.52	0.432	16:48:48.068
11 -	32.042	21.589	53.631 (2)	81.08	0.061	16:49:41.699
12 -	32.193	21.682	53.875	80.71	0.305	16:50:35.574
13 -	32.146	21.773	53.919	80.65	0.349	16:51:29.493
14 -	32.107	21.633	53.740	80.91	0.170	16:52:23.233
15 -	32.283	21.721	54.004	80.52	0.434	16:53:17.237
16 -	32.233	21.727	53.960	80.58	0.390	16:54:11.197
17 -	32.052	21.598	53.650 (3)	81.05	0.080	16:55:04.847

Milltek Sport Civic Cup

RACE 18 - SECTOR ANALYSIS



SECTOR 1 = FL to I1, SECTOR 2 = I1 to FL, DIFF = Difference To Personal Best Lap, P = Crossed Finish Line in Pit Lane, D = Time Disallowed

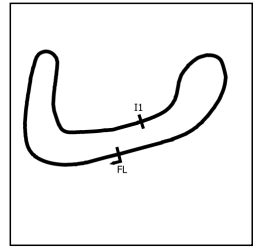
P10 138		Lewis KENT		Honda Civic EP3		
IDEAL LAP TIME : 53.631		BEST LAP TIME : 53.727		DIFFERENCE : 0.096		
LAP	SECTOR 1	SECTOR 2	LAP TIME	MPH	DIFF	TIME OF DAY
1 -			1:10.387	61.78	16.660	16:40:40.194
2 -	32.560	22.507	55.067	78.96	1.340	16:41:35.261
3 -	32.379	21.752	54.131	80.33	0.404	16:42:29.392
4 -	32.909	22.200	55.109	78.90	1.382	16:43:24.501
5 -	32.271	22.057	54.328	80.04	0.601	16:44:18.829
6 -	31.958	21.794	53.752 (3)	80.90	0.025	16:45:12.581
7 -	31.879	21.861	53.740 (2)	80.91	0.013	16:46:06.321
8 -	32.798	21.830	54.628	79.60	0.901	16:47:00.949
9 -	32.746	21.781	54.527	79.75	0.800	16:47:55.476
10 -	32.203	21.782	53.985	80.55	0.258	16:48:49.461
11 -	31.913	21.814	53.727 (1)	80.93		16:49:43.188
12 -	32.110	21.788	53.898	80.68	0.171	16:50:37.086
13 -	32.067	21.861	53.928	80.63	0.201	16:51:31.014
14 -	32.161	21.936	54.097	80.38	0.370	16:52:25.111
15 -	31.996	21.812	53.808	80.81	0.081	16:53:18.919
16 -	32.181	21.871	54.052	80.45	0.325	16:54:12.971
17 -	32.103	21.942	54.045	80.46	0.318	16:55:07.016

P11 28		Loui HOUNSELL		Honda Civic EP3		
IDEAL LAP TIME : 54.202		BEST LAP TIME : 54.392		DIFFERENCE : 0.190		
LAP	SECTOR 1	SECTOR 2	LAP TIME	MPH	DIFF	TIME OF DAY
1 -		23.264	1:07.365	64.55	12.973	16:40:37.172
2 -	33.092	22.179	55.271	78.67	0.879	16:41:32.443
3 -	32.346	22.193	54.539	79.73	0.147	16:42:26.982
4 -	32.438	22.193	54.631	79.59	0.239	16:43:21.613
5 -	32.618	22.109	54.727	79.45	0.335	16:44:16.340
6 -	32.631	21.874	54.505	79.78	0.113	16:45:10.845
7 -	33.145	21.976	55.121	78.89	0.729	16:46:05.966
8 -	32.984	22.036	55.020	79.03	0.628	16:47:00.986
9 -	33.103	21.908	55.011	79.04	0.619	16:47:55.997
10 -	32.443	22.045	54.488 (3)	79.80	0.096	16:48:50.485
11 -	32.583	22.225	54.808	79.34	0.416	16:49:45.293
12 -	32.662	22.126	54.788	79.37	0.396	16:50:40.081
13 -	32.833	22.008	54.841	79.29	0.449	16:51:34.922
14 -	32.467	21.975	54.442 (2)	79.87	0.050	16:52:29.364
15 -	32.586	21.959	54.545	79.72	0.153	16:53:23.909
16 -	32.532	22.069	54.601	79.64	0.209	16:54:18.510
17 -	32.536	21.856	54.392 (1)	79.94		16:55:12.902

P12 77		Travis CHAPMAN		Honda Civic EP3		
IDEAL LAP TIME : 53.800		BEST LAP TIME : 54.065		DIFFERENCE : 0.265		
LAP	SECTOR 1	SECTOR 2	LAP TIME	MPH	DIFF	TIME OF DAY
1 -		23.515	1:07.864	64.07	13.799	16:40:37.671
2 -	34.169	23.163	57.332	75.84	3.267	16:41:35.003
3 -	33.800	22.330	56.130	77.47	2.065	16:42:31.133
4 -	32.729	21.921	54.650	79.57	0.585	16:43:25.783
5 -	32.796	22.102	54.898	79.21	0.833	16:44:20.681
6 -	33.199	21.871	55.070	78.96	1.005	16:45:15.751
7 -	32.932	22.031	54.963	79.11	0.898	16:46:10.714
8 -	32.115	21.950	54.065 (1)	80.43		16:47:04.779
9 -	32.222	21.944	54.166	80.28	0.101	16:47:58.945
10 -	32.604	21.764	54.368	79.98	0.303	16:48:53.313
11 -	32.821	22.044	54.865	79.26	0.800	16:49:48.178
12 -	32.466	21.835	54.301	80.08	0.236	16:50:42.479
13 -	32.722	21.834	54.556	79.70	0.491	16:51:37.035
14 -	32.390	21.685	54.075 (3)	80.41	0.010	16:52:31.110
15 -	32.382	21.687	54.069 (2)	80.42	0.004	16:53:25.179
16 -	32.410	22.081	54.491	79.80	0.426	16:54:19.670
17 -	32.472	21.833	54.305	80.07	0.240	16:55:13.975

Milltek Sport Civic Cup

RACE 18 - SECTOR ANALYSIS



SECTOR 1 = FL to I1, SECTOR 2 = I1 to FL, DIFF = Difference To Personal Best Lap, P = Crossed Finish Line in Pit Lane, D = Time Disallowed

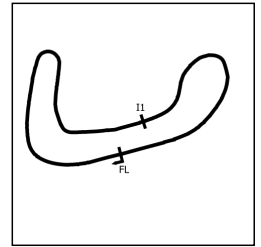
P13 24		Tommy KNIGHT		Honda Civic EP3		
IDEAL LAP TIME : 54.315		BEST LAP TIME : 54.398		DIFFERENCE : 0.083		
LAP	SECTOR 1	SECTOR 2	LAP TIME	MPH	DIFF	TIME OF DAY
1 -		23.266	1:07.161	64.74	12.763	16:40:36.968
2 -	34.208	22.498	56.706	76.68	2.308	16:41:33.674
3 -	32.586	22.265	54.851	79.28	0.453	16:42:28.525
4 -	33.296	22.175	55.471	78.39	1.073	16:43:23.996
5 -	33.527	22.095	55.622	78.18	1.224	16:44:19.618
6 -	32.562	22.068	54.630	79.60	0.232	16:45:14.248
7 -	32.704	22.098	54.802	79.35	0.404	16:46:09.050
8 -	32.626	22.072	54.698	79.50	0.300	16:47:03.748
9 -	32.711	21.909	54.620	79.61	0.222	16:47:58.368
10 -	32.456	21.974	54.430 (2)	79.89	0.032	16:48:52.798
11 -	32.807	22.011	54.818	79.32	0.420	16:49:47.616
12 -	32.731	21.935	54.666	79.54	0.268	16:50:42.282
13 -	33.088	22.261	55.349	78.56	0.951	16:51:37.631
14 -	32.560	21.921	54.481 (3)	79.81	0.083	16:52:32.112
15 -	32.406	21.992	54.398 (1)	79.94		16:53:26.510
16 -	32.496	22.041	54.537	79.73	0.139	16:54:21.047
17 -	32.731	21.939	54.670	79.54	0.272	16:55:15.717

P14 19		Jack RUDELL		Honda Civic EP3		
IDEAL LAP TIME : 54.258		BEST LAP TIME : 54.378		DIFFERENCE : 0.120		
LAP	SECTOR 1	SECTOR 2	LAP TIME	MPH	DIFF	TIME OF DAY
1 -		23.390	1:08.293	63.67	13.915	16:40:38.100
2 -	33.963	22.976	56.939	76.37	2.561	16:41:35.039
3 -	33.480	22.036	55.516	78.33	1.138	16:42:30.555
4 -	32.447	22.050	54.497	79.79	0.119	16:43:25.052
5 -	33.098	22.165	55.263	78.68	0.885	16:44:20.315
6 -	32.606	22.027	54.633	79.59	0.255	16:45:14.948
7 -	32.486	21.916	54.402 (3)	79.93	0.024	16:46:09.350
8 -	32.649	21.982	54.631	79.59	0.253	16:47:03.981
9 -	32.659	21.949	54.608	79.63	0.230	16:47:58.589
10 -	32.577	21.899	54.476	79.82	0.098	16:48:53.065
11 -	33.087	22.372	55.459	78.41	1.081	16:49:48.524
12 -	32.382	21.996	54.378 (1)	79.96		16:50:42.902
13 -	32.874	22.041	54.915	79.18	0.537	16:51:37.817
14 -	32.635	22.003	54.638	79.58	0.260	16:52:32.455
15 -	32.453	21.945	54.398 (2)	79.94	0.020	16:53:26.853
16 -	32.584	22.026	54.610	79.63	0.232	16:54:21.463
17 -	32.556	21.876	54.432	79.89	0.054	16:55:15.895

P15 98		Jordan BRENNAN		Honda Civic EP3		
IDEAL LAP TIME : 54.227		BEST LAP TIME : 54.227		DIFFERENCE : 0.000		
LAP	SECTOR 1	SECTOR 2	LAP TIME	MPH	DIFF	TIME OF DAY
1 -		23.113	1:08.263	63.70	14.036	16:40:38.070
2 -	33.597	22.985	56.582	76.85	2.355	16:41:34.652
3 -	33.042	22.492	55.534	78.30	1.307	16:42:30.186
4 -	32.546	22.229	54.775	79.39	0.548	16:43:24.961
5 -	33.022	22.205	55.227	78.74	1.000	16:44:20.188
6 -	33.329	22.211	55.540	78.29	1.313	16:45:15.728
7 -	32.924	22.589	55.513	78.33	1.286	16:46:11.241
8 -	32.524	22.057	54.581	79.67	0.354	16:47:05.822
9 -	32.337	22.029	54.366 (2)	79.98	0.139	16:48:00.188
10 -	32.247	21.980	54.227 (1)	80.19		16:48:54.415
11 -	32.390	22.170	54.560	79.70	0.333	16:49:48.975
12 -	32.414	22.033	54.447 (3)	79.86	0.220	16:50:43.422
13 -	32.588	22.062	54.650	79.57	0.423	16:51:38.072
14 -	32.632	22.237	54.869	79.25	0.642	16:52:32.941
15 -	32.452	22.072	54.524	79.75	0.297	16:53:27.465
16 -	32.476	22.194	54.670	79.54	0.443	16:54:22.135
17 -	32.545	22.146	54.691	79.51	0.464	16:55:16.826

Milltek Sport Civic Cup

RACE 18 - SECTOR ANALYSIS



SECTOR 1 = FL to I1, SECTOR 2 = I1 to FL, DIFF = Difference To Personal Best Lap, P = Crossed Finish Line in Pit Lane, D = Time Disallowed

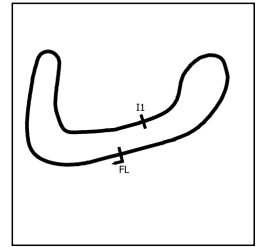
P16 11		Bradley KENT		Honda Civic FN2		
IDEAL LAP TIME : 54.396		BEST LAP TIME : 54.523		DIFFERENCE : 0.127		
LAP	SECTOR 1	SECTOR 2	LAP TIME	MPH	DIFF	TIME OF DAY
1 -		25.740	1:11.698	60.65	17.175	16:40:41.505
2 -	32.863	22.392	55.255	78.70	0.732	16:41:36.760
3 -	33.011	22.114	55.125	78.88	0.602	16:42:31.885
4 -	32.576	22.111	54.687	79.51	0.164	16:43:26.572
5 -	32.758	22.251	55.009	79.05	0.486	16:44:21.581
6 -	32.577	22.281	54.858	79.27	0.335	16:45:16.439
7 -	32.717	22.390	55.107	78.91	0.584	16:46:11.546
8 -	32.483	22.202	54.685	79.52	0.162	16:47:06.231
9 -	32.668	22.226	54.894	79.21	0.371	16:48:01.125
10 -	32.496	22.203	54.699	79.50	0.176	16:48:55.824
11 -	32.578	22.087	54.665	79.55	0.142	16:49:50.489
12 -	32.309	22.240	54.549 (2)	79.71	0.026	16:50:45.038
13 -	32.614	22.308	54.922	79.17	0.399	16:51:39.960
14 -	32.398	22.125	54.523 (1)	79.75		16:52:34.483
15 -	32.484	22.132	54.616 (3)	79.62	0.093	16:53:29.099
16 -	32.439	22.275	54.714	79.47	0.191	16:54:23.813
17 -	32.366	22.438	54.804	79.34	0.281	16:55:18.617

P17 333		Harry ENGLAND		Honda Civic EP3		
IDEAL LAP TIME : 54.493		BEST LAP TIME : 54.579		DIFFERENCE : 0.086		
LAP	SECTOR 1	SECTOR 2	LAP TIME	MPH	DIFF	TIME OF DAY
1 -		25.116	1:11.343	60.95	16.764	16:40:41.150
2 -	33.700	22.633	56.333	77.19	1.754	16:41:37.483
3 -	33.108	23.010	56.118	77.49	1.539	16:42:33.601
4 -	32.669	22.396	55.065	78.97	0.486	16:43:28.666
5 -	32.717	22.349	55.066	78.97	0.487	16:44:23.732
6 -	33.605	22.974	56.579	76.85	2.000	16:45:20.311
7 -	33.191	22.463	55.654	78.13	1.075	16:46:15.965
8 -	32.843	22.527	55.370	78.53	0.791	16:47:11.335
9 -	32.667	22.566	55.233	78.73	0.654	16:48:06.568
10 -	33.054	22.437	55.491	78.36	0.912	16:49:02.059
11 -	33.017	22.752	55.769	77.97	1.190	16:49:57.828
12 -	32.692	22.250	54.942	79.14	0.363	16:50:52.770
13 -	33.124	22.202	55.326	78.59	0.747	16:51:48.096
14 -	32.621	22.096	54.717	79.47	0.138	16:52:42.813
15 -	32.534	22.175	54.709 (3)	79.48	0.130	16:53:37.522
16 -	32.479	22.100	54.579 (1)	79.67		16:54:32.101
17 -	32.594	22.014	54.608 (2)	79.63	0.029	16:55:26.709

P18 74		Anthony GANNON		Honda Civic EP3		
IDEAL LAP TIME : 54.777		BEST LAP TIME : 55.056		DIFFERENCE : 0.279		
LAP	SECTOR 1	SECTOR 2	LAP TIME	MPH	DIFF	TIME OF DAY
1 -		23.154	1:09.080	62.94	14.024	16:40:38.887
2 -	33.762	23.793	57.555	75.55	2.499	16:41:36.442
3 -	33.770	22.457	56.227	77.34	1.171	16:42:32.669
4 -	32.898	22.304	55.202 (3)	78.77	0.146	16:43:27.871
5 -	32.867	22.411	55.278	78.66	0.222	16:44:23.149
6 -	33.993	22.837	56.830	76.51	1.774	16:45:19.979
7 -	33.120	22.380	55.500	78.35	0.444	16:46:15.479
8 -	33.172	22.180	55.352	78.56	0.296	16:47:10.831
9 -	32.941	22.528	55.469	78.39	0.413	16:48:06.300
10 -	33.093	22.438	55.531	78.30	0.475	16:49:01.831
11 -	33.034	22.568	55.602	78.20	0.546	16:49:57.433
12 -	32.632	22.525	55.157 (2)	78.84	0.101	16:50:52.590
13 -	33.693	22.308	56.001	77.65	0.945	16:51:48.591
14 -	33.382	22.145	55.527	78.31	0.471	16:52:44.118
15 -	32.876	22.180	55.056 (1)	78.98		16:53:39.174
16 -	33.256	22.546	55.802	77.92	0.746	16:54:34.976
17 -	33.052	22.331	55.383	78.51	0.327	16:55:30.359

Milltek Sport Civic Cup

RACE 18 - SECTOR ANALYSIS



SECTOR 1 = FL to I1, SECTOR 2 = I1 to FL, DIFF = Difference To Personal Best Lap, P = Crossed Finish Line in Pit Lane, D = Time Disallowed

P19 65		Sam NICOLAOU		Honda Civic EP3		
IDEAL LAP TIME : 54.275		BEST LAP TIME : 54.284		DIFFERENCE : 0.009		
LAP	SECTOR 1	SECTOR 2	LAP TIME	MPH	DIFF	TIME OF DAY
1 -		23.576	1:06.729	65.16	12.445	16:40:36.536
2 -	34.385	38.558	1:12.943	59.61	18.659	16:41:49.479
3 -	33.544	22.275	55.819	77.90	1.535	16:42:45.298
4 -	32.989	22.214	55.203	78.77	0.919	16:43:40.501
5 -	33.484	22.882	56.366	77.14	2.082	16:44:36.867
6 -	32.462	22.084	54.546	79.72	0.262	16:45:31.413
7 -	32.715	22.043	54.758	79.41	0.474	16:46:26.171
8 -	32.423	22.001	54.424 (2)	79.90	0.140	16:47:20.595
9 -	32.574	21.974	54.548	79.72	0.264	16:48:15.143
10 -	32.550	22.062	54.612	79.62	0.328	16:49:09.755
11 -	32.398	21.886	54.284 (1)	80.10		16:50:04.039
12 -	32.445	22.039	54.484	79.81	0.200	16:50:58.523
13 -	32.431	22.080	54.511	79.77	0.227	16:51:53.034
14 -	32.389	22.063	54.452 (3)	79.86	0.168	16:52:47.486
15 -	32.604	21.931	54.535	79.73	0.251	16:53:42.021
16 -	32.629	22.014	54.643	79.58	0.359	16:54:36.664
17 -	32.538	22.140	54.678	79.53	0.394	16:55:31.342

P20 27		Charlotte BIRCH		Honda Civic EP3		
IDEAL LAP TIME : 55.833		BEST LAP TIME : 55.838		DIFFERENCE : 0.005		
LAP	SECTOR 1	SECTOR 2	LAP TIME	MPH	DIFF	TIME OF DAY
1 -		25.319	1:12.119	60.29	16.281	16:40:41.926
2 -	34.308	23.593	57.901	75.10	2.063	16:41:39.827
3 -	35.737	23.995	59.732	72.80	3.894	16:42:39.559
4 -	35.273	23.711	58.984	73.72	3.146	16:43:38.543
5 -	35.246	23.771	59.017	73.68	3.179	16:44:37.560
6 -	33.939	23.156	57.095	76.16	1.257	16:45:34.655
7 -	34.074	22.984	57.058	76.21	1.220	16:46:31.713
8 -	33.894	22.857	56.751	76.62	0.913	16:47:28.464
9 -	33.775	22.734	56.509	76.95	0.671	16:48:24.973
10 -	33.938	22.707	56.645	76.76	0.807	16:49:21.618
11 -	33.475	22.531	56.006	77.64	0.168	16:50:17.624
12 -	33.345	22.562	55.907 (3)	77.78	0.069	16:51:13.531
13 -	33.386	22.514	55.900 (2)	77.79	0.062	16:52:09.431
14 -	33.319	22.519	55.838 (1)	77.87		16:53:05.269
15 -	33.332	22.602	55.934	77.74	0.096	16:54:01.203
16 -	33.800	22.558	56.358	77.16	0.520	16:54:57.561

P21 76		Simon WELCH		Honda Civic EP3		
IDEAL LAP TIME : 56.559		BEST LAP TIME : 56.559		DIFFERENCE : 0.000		
LAP	SECTOR 1	SECTOR 2	LAP TIME	MPH	DIFF	TIME OF DAY
1 -		24.842	1:12.624	59.87	16.065	16:40:42.431
2 -	36.424	23.509	59.933	72.55	3.374	16:41:42.364
3 -	35.282	23.780	59.062	73.62	2.503	16:42:41.426
4 -	35.059	24.095	59.154	73.51	2.595	16:43:40.580
5 -	34.747	23.271	58.018	74.95	1.459	16:44:38.598
6 -	34.694	23.122	57.816	75.21	1.257	16:45:36.414
7 -	34.343	22.936	57.279	75.91	0.720	16:46:33.693
8 -	34.068	23.099	57.167	76.06	0.608	16:47:30.860
9 -	33.991	22.869	56.860 (3)	76.47	0.301	16:48:27.720
10 -	34.077	22.956	57.033	76.24	0.474	16:49:24.753
11 -	33.856	22.837	56.693 (2)	76.70	0.134	16:50:21.446
12 -	33.804	22.755	56.559 (1)	76.88		16:51:18.005
13 -	35.536	23.543	59.079	73.60	2.520	16:52:17.084
14 -	38.638	23.973	1:02.611	69.45	6.052	16:53:19.695
15 -	34.505	22.780	57.285	75.91	0.726	16:54:16.980
16 -	38.242	25.910	1:04.152	67.78	7.593	16:55:21.132

Milltek Sport Civic Cup

RACE 18 - BEST SECTORS

SECTOR 1			SECTOR 2			IDEAL / BEST COMPARISON						
POS	NO	NAME	TIME	NO	NAME	TIME	POS	NO	NAME	IDEAL	BEST	DIFF
									PERFECT LAP	53.192		
1	29	THACKERAY	31.705	33	EDMUNDSON	21.487	1	29	THACKERAY	53.313	53.339	0.026
2	138	KENT	31.879	62	MCGILL	21.523	2	33	EDMUNDSON	53.378	53.516	0.138
3	33	EDMUNDSON	31.891	66	MARSHALL	21.590	3	62	MCGILL	53.565	53.570	0.005
4	14	BENSLEY	31.953	54	CATON	21.592	4	66	MARSHALL	53.595	53.634	0.039
5	66	MARSHALL	32.005	29	THACKERAY	21.608	5	14	BENSLEY	53.599	53.667	0.068
6	45	CAMP	32.034	14	BENSLEY	21.646	6	138	KENT	53.631	53.727	0.096
7	54	CATON	32.040	45	CAMP	21.672	7	54	CATON	53.632	53.662	0.030
8	62	MCGILL	32.042	70	HILLMAN	21.684	8	45	CAMP	53.706	53.707	0.001
9	70	HILLMAN	32.061	77	CHAPMAN	21.685	9	70	HILLMAN	53.745	53.780	0.035
10	97	KITE	32.075	97	KITE	21.722	10	97	KITE	53.797	53.842	0.045
11	77	CHAPMAN	32.115	138	KENT	21.752	11	77	CHAPMAN	53.800	54.065	0.265
12	98	BRENNAN	32.247	28	HOUNSELL	21.856	12	28	HOUNSELL	54.202	54.392	0.190
13	11	KENT	32.309	19	RUDELLE	21.876	13	98	BRENNAN	54.227	54.227	0.000
14	28	HOUNSELL	32.346	65	NICOLAOU	21.886	14	19	RUDELLE	54.258	54.378	0.120
15	19	RUDELLE	32.382	24	KNIGHT	21.909	15	65	NICOLAOU	54.275	54.284	0.009
16	65	NICOLAOU	32.389	98	BRENNAN	21.980	16	24	KNIGHT	54.315	54.398	0.083
17	24	KNIGHT	32.406	333	ENGLAND	22.014	17	11	KENT	54.396	54.523	0.127
18	333	ENGLAND	32.479	11	KENT	22.087	18	333	ENGLAND	54.493	54.579	0.086
19	74	GANNON	32.632	74	GANNON	22.145	19	74	GANNON	54.777	55.056	0.279
20	27	BIRCH	33.319	27	BIRCH	22.514	20	27	BIRCH	55.833	55.838	0.005
21	76	WELCH	33.804	76	WELCH	22.755	21	76	WELCH	56.559	56.559	0.000

Milltek Sport Civic Cup

RACE 18 - STATISTICS

Competitors Started 21
Planned Start 2023-10-22 @ 16:35:00.000
Actual Start 2023-10-22 @ 16:39:29.806
Finish Time 2023-10-22 @ 16:54:54.288
Track Length 1.2079mi.
Total Laps 355
Total Distance Covered 428.8206mi.

Session Fastest Lap History

NO	NAME	LAP TIME	TIME OF DAY	LAP	VEHICLE
97	Alex KITE	1:03.029	16:40:32.836	1	Honda Civic EP3
97	Alex KITE	54.339	16:41:27.175	2	Honda Civic EP3
45	Alistair CAMP	54.059	16:41:28.638	2	Honda Civic EP3
14	Ryan BENSLEY	53.967	16:41:29.293	2	Honda Civic EP3
33	Max EDMUNDSON	53.586	16:41:29.965	2	Honda Civic EP3
62	Liam MCGILL	53.570	16:45:10.938	6	Honda Civic EP3
29	Dan THACKERAY	53.339	16:45:11.373	6	Honda Civic EP3

Session Leader History

NO	NAME	FROM LAP	LAPS LED	DISTANCE	VEHICLE
97	Alex KITE	1	10	12.07 miles	Honda Civic EP3
33	Max EDMUNDSON	11	7	8.45 miles	Honda Civic EP3

Flag History

TYPE	TIME OF DAY
GREEN	16:39:29.806
FINISH	16:54:54.288

Flag Statistics

TYPE	COUNT	TOTAL LAPS	TOTAL TIME
Green	1	17	16:14.138
Red	0	0	0.000
Safety Car	0	0	0.000
FCY	0	0	0.000