



SW MOTORSPORTS CLUBSPORT TROPHY



2024 Silverstone Season Opener
Silverstone International
17th March 2024



Timing & Results Provided by Timing Solutions Ltd

www.tsl-timing.com

SW Motorsports ClubSport Trophy

QUALIFYING - RACE 14 - CLASSIFICATION

POS	NO	CL	PIC	NAME	ENTRY	TIME	ON	LAPS	GAP	DIFF	MPH
1	2	A	1	Jamie HADLEY	VW Golf	1:25.074	13	14			78.32
2	5	A	2	James ALFORD	Audi TT	1:25.643	10	12	0.569	0.569	77.80
3	27	A	3	Phiroze BILIMORIA	VW Scirocco	1:26.106	7	13	1.032	0.463	77.38
4	15	B	1	Andrew DYER	Audi TTRC	1:26.414	12	12	1.340	0.308	77.10
5	721	B	2	Chris MURPHY	BMW Z4	1:27.097	2	5	2.023	0.683	76.50
6	59	B	3	Jim BENSON	Lotus Elise	1:27.290	10	11	2.216	0.193	76.33
7	55	A	4	COOMER / EVANS	VW Golf	1:27.413	3	11	2.339	0.123	76.22
8	241*	C	1	MASSEY / PASCALL	Honda Civic Type R	1:28.326	7	8	3.252	0.913	75.43
9	52	C	2	Rob WALKER	Mazda MX5 NC	1:30.068	11	12	4.994	1.742	73.97
10	46	A	5	Matty TAYLOR	BMW E36 COMPAACT	1:30.335	11	12	5.261	0.267	73.76
11	118	A	6	David MAY	Nissan 370Z	1:30.514	10	12	5.440	0.179	73.61
12	4	D	1	Stephen HARRISON	Renault Clio	1:30.827	7	13	5.753	0.313	73.36
13	151	A	7	David COX	VW Golf Gti	1:30.992	8	13	5.918	0.165	73.22
14	82	B	4	Saranga SOTHISRIHARI	BMW 330Ci	1:31.019	7	12	5.945	0.027	73.20
15	333	C	3	Stuart KILROY	Peugeot 207 GTi	1:31.618	12	12	6.544	0.599	72.72
16	777	A	8	Rob ANDRADE	Volkswagen Golf GTi	1:31.671	11	12	6.597	0.053	72.68
17	81	A	9	William GALLACHER	Toyota MR2	1:32.068	12	12	6.994	0.397	72.37
18	177	B	5	JUKES D / JUKES J	BMW Z4	1:32.974	3	10	7.900	0.906	71.66
19	11	B	6	Barrie CULLEY	Seat Leon Cupra Cup	1:33.154	9	10	8.080	0.180	71.52
20	73	B	7	Mike PARSONS	VW Golf	1:33.368	4	12	8.294	0.214	71.36
21	23	C	4	Stefan OATES	BMW 1 Series Supercup	1:33.504	11	12	8.430	0.136	71.26
22	63	B	8	Steve WOOD	BMW Z4	1:33.507	8	11	8.433	0.003	71.25
23	9	C	5	Jason BROUGH	Renault Clio RS197	1:33.726	6	11	8.652	0.219	71.09
24	150	D	2	Andrew STEPHENS	Mini Cooper	1:33.753	12	13	8.679	0.027	71.07
25	388	A	10	Graham PRICE	Renault Megane Cup	1:34.048	7	12	8.974	0.295	70.84
26	20	E	1	COGSWELL D / COGSWELL S	Nissan Almera GTI	1:34.219	7	12	9.145	0.171	70.72
27	93	C	6	HAYES C / HAYES J / BRUCE	BMW E36 Compact	1:34.778	4	11	9.704	0.559	70.30
28	501	A	11	Ben WALKINGSHAW	Volkswagen Scirocco R	1:34.875	9	11	9.801	0.097	70.23
29	80	A	12	Kristian WHITE	Toyota MR2 Roadster	1:36.374	6	9	11.300	1.499	69.13
30	91	B	9	ELLIOTT-NOWOBILSKI / NOWOBILSKI	BMW Z4 3.0	1:36.413	8	8	11.339	0.039	69.11
31	94	E	2	MITCHELL / COCHRANE	Mazda MX5	1:36.792	9	11	11.718	0.379	68.84
32	41	B	10	Paul MERCER	BMW Z4 3.0L	1:36.989	8	12	11.915	0.197	68.70
33	88	E	3	ADCOCK P / ADCOCK M	BMW Compact E36 1.9	1:37.319	7	9	12.245	0.330	68.46
34	18	E	4	Nick DOUGILL	Mazda	1:37.739	10	12	12.665	0.420	68.17
35	21*	B	11	Damien O'FARRELL	BMW Z4 Class B	1:37.773	7	12	12.699	0.034	68.14
36	19	E	5	BELL / MAILINGS	Toyota MR2	1:39.031	8	10	13.957	1.258	67.28
37	40	B	12	Adam RADFORD	BMW Z4	1:39.349	11	11	14.275	0.318	67.06
38	404	B	13	Richard BANCROFT	Honda Civic	1:39.616	6	9	14.542	0.267	66.88
39	32	E	6	Mark JONES	Hyundai Coupe	1:39.987	9	11	14.913	0.371	66.64
40	22	E	7	Chris FANTANA	Mazda MX5 MK1	1:40.201	8	10	15.127	0.214	66.49
41	134	E	8	SHORE / HARVEY	Mazda 2	1:40.377	3	11	15.303	0.176	66.38
42	133	E	9	RISBRIDGER / JACOB	Mazda 2	1:40.863	9	10	15.789	0.486	66.06
43	107	D	3	Steven WATSON	Renault Clio	1:43.016	9	11	17.942	2.153	64.68
44	283	C	7	Chris STONE	Honda Civic Type R (EP3)	1:44.143	10	10	19.069	1.127	63.98
45	38*	E	10	Gary HOBBS	Hyundai Coupe	1:46.249	10	11	21.175	2.106	62.71

Comments:

*Cars 21, 38 & 241 require working transponders - Regulation Q12.8.1 refers.

Weather / Track : Rain / Wet

These results are provisional until the conclusion of any judicial and technical matters.

Date: 17/03/2024 Start: 09:53 Finish: 10:13

Silverstone International: 1.8508 miles

Clerk Of Course: Darren Holmes	Stewards:	Timekeeper: Nick Palmer	
--------------------------------	-----------	-------------------------	---

Results can be found at www.tsl-timing.com

Printed - 10:20 Sunday, 17 March 2024

SW Motorsports ClubSport Trophy

QUALIFYING - RACE 14 - LAP ANALYSIS

DIFF = Difference To Personal Best Lap

P1 2 Jamie HADLEY				
LAP	LAP TIME	DIFF	MPH	TIME OF DAY
1 -				09:55:11.597
2 -	1:38.105	13.031	67.91	09:56:49.702
3 -	1:33.483	8.409	71.27	09:58:23.185
4 -	1:27.484	2.410	76.16	09:59:50.669
5 -	1:33.209	8.135	71.48	10:01:23.878
6 -	1:33.938	8.864	70.93	10:02:57.816
7 -	1:29.436	4.362	74.50	10:04:27.252
8 -	1:29.364	4.290	74.56	10:05:56.616
9 -	1:26.949 (3)	1.875	76.63	10:07:23.565
10 -	1:26.644 (2)	0.570	77.80	10:08:49.209
11 -	1:25.976	1.902	76.60	10:10:16.185
12 -	1:29.376	4.302	74.55	10:11:45.561
13 -	1:25.074 (1)		78.32	10:13:10.635
14 -	1:43.755 P	18.681	64.22	10:14:54.390

P2 5 James ALFORD				
LAP	LAP TIME	DIFF	MPH	TIME OF DAY
1 -				09:55:57.647
2 -	1:29.607	3.964	74.36	09:57:27.254
3 -	1:30.093	4.450	73.95	09:58:57.347
4 -	1:30.335	4.692	73.76	10:00:27.682
5 -	1:37.401	11.758	68.41	10:02:05.083
6 -	1:30.160	4.517	73.90	10:03:35.243
7 -	1:28.408 (3)	2.765	75.36	10:05:03.651
8 -	1:33.815 P	8.172	71.02	10:06:37.466
9 -	2:30.823	1:05.180	44.17	10:09:08.289
10 -	1:25.643 (1)		77.80	10:10:33.932
11 -	1:26.321 (2)	0.678	77.19	10:12:00.253
12 -	1:42.626 P	16.983	64.92	10:13:42.879

P3 27 Phiroze BILIMORIA				
LAP	LAP TIME	DIFF	MPH	TIME OF DAY
1 -				09:54:52.059
2 -	1:31.764	5.658	72.61	09:56:23.823
3 -	1:29.074	2.968	74.80	09:57:52.897
4 -	1:29.304	3.198	74.61	09:59:22.201
5 -	1:30.158 P	4.052	73.90	10:00:52.359
6 -	2:45.638	1:19.532	40.22	10:03:37.997
7 -	1:26.106 (1)		77.38	10:05:04.103
8 -	1:27.536 (3)	1.430	76.11	10:06:31.639
9 -	1:27.924	1.818	75.78	10:07:59.563
10 -	1:30.469	4.363	73.65	10:09:30.032
11 -	1:27.279 (2)	1.173	76.34	10:10:57.311
12 -	1:21.572 P		81.68	10:12:18.883
13 -	2:16.510	50.404	48.81	10:14:35.393

P4 15 Andrew DYER				
LAP	LAP TIME	DIFF	MPH	TIME OF DAY
1 -				09:55:11.014
2 -	1:38.328	11.914	67.76	09:56:49.342
3 -	1:36.419	10.005	69.10	09:58:25.761
4 -	1:28.826 (3)	2.412	75.01	09:59:54.587
5 -	1:31.569	5.155	72.76	10:01:26.156
6 -	1:31.080	4.666	73.15	10:02:57.236
7 -	1:31.252	4.838	73.02	10:04:28.488
8 -	1:53.907 P	27.493	58.49	10:06:22.395
9 -	3:20.723	1:54.309	33.19	10:09:43.118
10 -	1:29.580	3.166	74.38	10:11:12.698
11 -	1:28.404 (2)	1.990	75.37	10:12:41.102
12 -	1:26.414 (1)		77.10	10:14:07.516

DIFF = Difference To Personal Best Lap

P5 721 Chris MURPHY				
LAP	LAP TIME	DIFF	MPH	TIME OF DAY
1 -				10:06:50.036
2 -	1:27.097 (1)		76.50	10:08:17.133
3 -	1:29.693 (2)	2.596	74.28	10:09:46.826
4 -	1:32.423 P	5.326	72.09	10:11:19.249
5 -	3:21.036 P	1:53.939	33.14	10:14:40.285

P6 59 Jim BENSON				
LAP	LAP TIME	DIFF	MPH	TIME OF DAY
1 -				09:56:56.041
2 -	1:31.165	3.875	73.08	09:58:27.206
3 -	1:29.511	2.221	74.44	09:59:56.717
4 -	1:30.006	2.716	74.03	10:01:26.723
5 -	1:33.366	6.076	71.36	10:03:00.089
6 -	1:28.291	1.001	75.46	10:04:28.380
7 -	1:27.347 (2)	0.057	76.28	10:05:55.727
8 -	1:27.560 (3)	0.270	76.09	10:07:23.287
9 -	1:27.764	0.474	75.92	10:08:51.051
10 -	1:27.290 (1)		76.33	10:10:18.341
11 -	1:27.749	0.459	75.93	10:11:46.090

P7 55 COOMER / EVANS				
LAP	LAP TIME	DIFF	MPH	TIME OF DAY
1 -				09:56:38.676
2 -	1:31.035	3.622	73.19	09:58:09.711
3 -	1:27.413 (1)		76.22	09:59:37.124
4 -	1:31.192	3.779	73.06	10:01:08.316
5 -	1:29.405 P	1.992	74.52	10:02:37.721
6 -	3:38.779	2:11.366	30.45	10:06:16.500
7 -	1:34.094	6.681	70.81	10:07:50.594
8 -	1:31.586	4.173	72.75	10:09:22.180
9 -	1:30.143 (2)	2.730	73.91	10:10:52.323
10 -	1:30.409 (3)	2.996	73.70	10:12:22.732
11 -	1:33.948	6.535	70.92	10:13:56.680

P8 241 MASSEY / PASCALL				
LAP	LAP TIME	DIFF	MPH	TIME OF DAY
1 -				10:00:21.024
2 -	4:39.331	3:11.005	23.85	10:05:00.355
3 -	1:30.050 (3)	1.724	73.99	10:06:30.405
4 -	1:30.239	1.913	73.83	10:08:00.644
5 -	1:32.320	3.994	72.17	10:09:32.964
6 -	1:29.122 (2)	0.796	74.76	10:11:02.086
7 -	1:28.326 (1)		75.43	10:12:30.412
8 -	1:33.906	5.580	70.95	10:14:04.318

P9 52 Rob WALKER				
LAP	LAP TIME	DIFF	MPH	TIME OF DAY
1 -				09:54:57.041
2 -	1:39.540	9.472	66.94	09:56:36.581
3 -	1:36.256	6.188	69.22	09:58:12.837
4 -	1:32.866	2.798	71.75	09:59:45.703
5 -	1:42.207 P	12.139	65.19	10:01:27.910
6 -	3:07.957	1:37.889	35.45	10:04:35.867
7 -	1:32.938	2.870	71.69	10:06:08.805
8 -	1:32.908	2.840	71.71	10:07:41.713
9 -	1:31.483 (3)	1.415	72.83	10:09:13.196
10 -	1:30.243 (2)	0.175	73.83	10:10:43.439
11 -	1:30.068 (1)		73.97	10:12:13.507

SW Motorsports ClubSport Trophy

QUALIFYING - RACE 14 - LAP ANALYSIS

DIFF = Difference To Personal Best Lap

12 - 1:33.395 3.327 71.34 10:13:46.902

P10 46 Matty TAYLOR				
LAP	LAP TIME	DIFF	MPH	TIME OF DAY
1 -				09:57:05.690
2 -	1:35.496	5.161	69.77	09:58:41.186
3 -	1:41.791	11.456	65.45	10:00:22.977
4 -	1:41.743	11.408	65.49	10:02:04.720
5 -	1:39.618	9.283	66.88	10:03:44.338
6 -	1:37.622	7.287	68.25	10:05:21.960
7 -	1:34.542	4.207	70.47	10:06:56.502
8 -	1:32.059 (3)	1.724	72.37	10:08:28.561
9 -	1:32.203	1.868	72.26	10:10:00.764
10 -	1:31.447 (2)	1.112	72.86	10:11:32.211
11 -	1:30.335 (1)		73.76	10:13:02.546
12 -	1:49.350	19.015	60.93	10:14:51.896

P11 118 David MAY				
LAP	LAP TIME	DIFF	MPH	TIME OF DAY
1 -				09:56:47.696
2 -	1:37.641	7.127	68.24	09:58:25.337
3 -	1:32.874	2.360	71.74	09:59:58.211
4 -	1:36.719	6.205	68.89	10:01:34.930
5 -	1:31.658	1.144	72.69	10:03:06.588
6 -	1:33.030	2.516	71.62	10:04:39.618
7 -	1:31.614 (3)	1.100	72.73	10:06:11.232
8 -	1:31.414 (2)	0.900	72.89	10:07:42.646
9 -	1:32.799	2.285	71.80	10:09:15.445
10 -	1:30.514 (1)		73.61	10:10:45.959
11 -	1:31.978	1.464	72.44	10:12:17.937
12 -	1:32.876	2.362	71.74	10:13:50.813

P12 4 Stephen HARRISON				
LAP	LAP TIME	DIFF	MPH	TIME OF DAY
1 -				09:55:21.654
2 -	1:37.797	6.970	68.13	09:56:59.451
3 -	1:35.706	4.879	69.62	09:58:35.157
4 -	1:36.041	5.214	69.37	10:00:11.198
5 -	1:34.756	3.929	70.31	10:01:45.954
6 -	1:35.316	4.489	69.90	10:03:21.270
7 -	1:30.827 (1)		73.36	10:04:52.097
8 -	1:31.304 (2)	0.477	72.97	10:06:23.401
9 -	1:31.579 (3)	0.752	72.75	10:07:54.980
10 -	1:31.754	0.927	72.62	10:09:26.734
11 -	1:31.748	0.921	72.62	10:10:58.482
12 -	1:27.003 P		76.58	10:12:25.485
13 -	2:38.251	1:07.424	42.10	10:15:03.736

P13 151 David COX				
LAP	LAP TIME	DIFF	MPH	TIME OF DAY
1 -				09:55:08.836
2 -	1:44.962	13.970	63.48	09:56:53.798
3 -	1:42.186	11.194	65.20	09:58:35.984
4 -	1:41.260	10.268	65.80	10:00:17.244
5 -	1:38.837	7.845	67.41	10:01:56.081
6 -	1:33.867	2.875	70.98	10:03:29.948
7 -	1:34.898	3.906	70.21	10:05:04.846
8 -	1:30.992 (1)		73.22	10:06:35.838
9 -	1:33.275 (2)	2.283	71.43	10:08:09.113
10 -	1:35.809	4.817	69.54	10:09:44.922
11 -	1:35.591	4.599	69.70	10:11:20.513
12 -	1:33.339 (3)	2.347	71.38	10:12:53.852

DIFF = Difference To Personal Best Lap

13 - 1:36.520 5.528 69.03 10:14:30.372

P14 82 Saranga SOTHISRIHARI				
LAP	LAP TIME	DIFF	MPH	TIME OF DAY
1 -				09:56:57.996
2 -	1:40.355	9.336	66.39	09:58:38.351
3 -	1:43.428	12.409	64.42	10:00:21.779
4 -	1:41.897	10.878	65.39	10:02:03.676
5 -	1:34.006	2.987	70.88	10:03:37.682
6 -	1:31.440 (3)	0.421	72.86	10:05:09.122
7 -	1:31.019 (1)		73.20	10:06:40.141
8 -	1:31.757	0.738	72.61	10:08:11.898
9 -	1:34.589	3.570	70.44	10:09:46.487
10 -	1:43.947	12.928	64.10	10:11:30.434
11 -	1:31.038 (2)	0.019	73.19	10:13:01.472
12 -	1:52.099	21.080	59.44	10:14:53.571

P15 333 Stuart KILROY				
LAP	LAP TIME	DIFF	MPH	TIME OF DAY
1 -				09:56:45.653
2 -	1:45.600	13.982	63.09	09:58:31.253
3 -	1:38.164	6.546	67.87	10:00:09.417
4 -	1:36.197	4.579	69.26	10:01:45.614
5 -	1:35.306	3.688	69.91	10:03:20.920
6 -	1:33.625 (3)	2.007	71.16	10:04:54.545
7 -	1:32.840 (2)	1.222	71.77	10:06:27.385
8 -	1:34.848	3.230	70.25	10:08:02.233
9 -	1:35.457	3.839	69.80	10:09:37.690
10 -	1:34.447	2.829	70.54	10:11:12.137
11 -	1:34.157	2.539	70.76	10:12:46.294
12 -	1:31.618 (1)		72.72	10:14:17.912

P16 777 Rob ANDRADE				
LAP	LAP TIME	DIFF	MPH	TIME OF DAY
1 -				09:57:11.299
2 -	1:37.684	6.013	68.21	09:58:48.983
3 -	1:37.787	6.116	68.14	10:00:26.770
4 -	1:43.108	11.437	64.62	10:02:09.878
5 -	1:36.262	4.591	69.21	10:03:46.140
6 -	1:37.209	5.538	68.54	10:05:23.349
7 -	1:34.735	3.064	70.33	10:06:58.084
8 -	1:34.112 (3)	2.441	70.80	10:08:32.196
9 -	1:34.080 (2)	2.409	70.82	10:10:06.276
10 -	1:34.496	2.825	70.51	10:11:40.772
11 -	1:31.671 (1)		72.68	10:13:12.443
12 -	1:44.709 P	13.038	63.63	10:14:57.152

P17 81 William GALLACHER				
LAP	LAP TIME	DIFF	MPH	TIME OF DAY
1 -				09:55:52.434
2 -	1:40.571	8.503	66.25	09:57:33.005
3 -	1:38.406	6.338	67.71	09:59:11.411
4 -	1:38.226	6.158	67.83	10:00:49.637
5 -	1:37.545	5.477	68.30	10:02:27.182
6 -	1:34.914	2.846	70.20	10:04:02.096
7 -	1:35.863	3.795	69.50	10:05:37.959
8 -	1:33.342 (2)	1.274	71.38	10:07:11.301
9 -	1:33.361 (3)	1.293	71.37	10:08:44.662
10 -	1:33.422	1.354	71.32	10:10:18.084
11 -	1:34.325	2.257	70.64	10:11:52.409
12 -	1:32.068 (1)		72.37	10:13:24.477

SW Motorsports ClubSport Trophy

QUALIFYING - RACE 14 - LAP ANALYSIS

DIFF = Difference To Personal Best Lap

P18 177 JUKES D / JUKES J				
LAP	LAP TIME	DIFF	MPH	TIME OF DAY
1 -				09:56:56.334
2 -	1:36.369	3.395	69.14	09:58:32.703
3 -	1:32.974 (1)		71.66	10:00:05.677
4 -	1:39.513 P	6.539	66.95	10:01:45.190
5 -	3:42.323	2:09.349	29.97	10:05:27.513
6 -	1:42.769	9.795	64.83	10:07:10.282
7 -	1:38.118	5.144	67.91	10:08:48.400
8 -	1:36.820	3.846	68.82	10:10:25.220
9 -	1:36.332 (3)	3.358	69.16	10:12:01.552
10 -	1:34.933 (2)	1.959	70.18	10:13:36.485

P19 11 Barrie CULLEY				
LAP	LAP TIME	DIFF	MPH	TIME OF DAY
1 -				09:56:07.441
2 -	1:47.813	14.659	61.80	09:57:55.254
3 -	1:39.867	6.713	66.72	09:59:35.121
4 -	1:42.341	9.187	65.10	10:01:17.462
5 -	1:39.406	6.252	67.03	10:02:56.868
6 -	1:44.644 P	11.490	63.67	10:04:41.512
7 -	4:39.335	3:06.181	23.85	10:09:20.847
8 -	1:34.395 (2)	1.241	70.58	10:10:55.242
9 -	1:33.154 (1)		71.52	10:12:28.396
10 -	1:35.623 (3)	2.469	69.68	10:14:04.019

P20 73 Mike PARSONS				
LAP	LAP TIME	DIFF	MPH	TIME OF DAY
1 -				09:54:56.392
2 -	1:38.742	5.374	67.48	09:56:35.134
3 -	1:33.770 (2)	0.402	71.05	09:58:08.904
4 -	1:33.368 (1)		71.36	09:59:42.272
5 -	1:43.547 P	10.179	64.34	10:01:25.819
6 -	2:27.759	54.391	45.09	10:03:53.578
7 -	1:35.169	1.801	70.01	10:05:28.747
8 -	1:37.898	4.530	68.06	10:07:06.645
9 -	1:34.490 (3)	1.122	70.51	10:08:41.135
10 -	1:40.585	7.217	66.24	10:10:21.720
11 -	1:35.324	1.956	69.90	10:11:57.044
12 -	1:35.850	2.482	69.51	10:13:32.894

P21 23 Stefan OATES				
LAP	LAP TIME	DIFF	MPH	TIME OF DAY
1 -				09:56:49.829
2 -	1:43.561	10.057	64.34	09:58:33.390
3 -	1:39.243	5.739	67.14	10:00:12.633
4 -	1:39.760	6.256	66.79	10:01:52.393
5 -	1:35.209	1.705	69.98	10:03:27.602
6 -	1:40.207	6.703	66.49	10:05:07.809
7 -	1:33.977 (3)	0.473	70.90	10:06:41.786
8 -	1:33.536 (2)	0.032	71.23	10:08:15.322
9 -	1:36.088	2.584	69.34	10:09:51.410
10 -	1:34.120	0.616	70.79	10:11:25.530
11 -	1:33.504 (1)		71.26	10:12:59.034
12 -	1:38.522	5.018	67.63	10:14:37.556

P22 63 Steve WOOD				
LAP	LAP TIME	DIFF	MPH	TIME OF DAY
1 -				09:57:05.546
2 -	1:48.094	14.587	61.64	09:58:53.640
3 -	1:40.500	6.993	66.30	10:00:34.140

DIFF = Difference To Personal Best Lap

4 -	1:43.152	9.645	64.59	10:02:17.292
5 -	1:38.957	5.450	67.33	10:03:56.249
6 -	1:34.618 (3)	1.111	70.42	10:05:30.867
7 -	1:37.165	3.658	68.57	10:07:08.032
8 -	1:33.507 (1)		71.25	10:08:41.539
9 -	1:33.767 (2)	0.260	71.06	10:10:15.306
10 -	1:49.155	15.648	61.04	10:12:04.461
11 -	1:37.240	3.733	68.52	10:13:41.701

P23 9 Jason BROUGH				
LAP	LAP TIME	DIFF	MPH	TIME OF DAY
1 -				09:55:43.421
2 -	1:39.175	5.449	67.18	09:57:22.596
3 -	1:37.554	3.828	68.30	09:59:00.150
4 -	1:34.644 (3)	0.918	70.40	10:00:34.794
5 -	1:40.687	6.961	66.17	10:02:15.481
6 -	1:33.726 (1)		71.09	10:03:49.207
7 -	1:38.602	4.876	67.57	10:05:27.809
8 -	2:00.539 P	26.813	55.27	10:07:28.348
9 -	3:47.961	2:14.235	29.22	10:11:16.309
10 -	1:33.879 (2)	0.153	70.97	10:12:50.188
11 -	1:52.008	18.282	59.48	10:14:42.196

P24 150 Andrew STEPHENS				
LAP	LAP TIME	DIFF	MPH	TIME OF DAY
1 -				09:55:16.344
2 -	1:39.099	5.346	67.23	09:56:55.443
3 -	1:38.771	5.018	67.46	09:58:34.214
4 -	1:36.623	2.870	68.96	10:00:10.837
5 -	1:37.650	3.897	68.23	10:01:48.487
6 -	1:35.214	1.461	69.98	10:03:23.701
7 -	1:34.605	0.852	70.43	10:04:58.306
8 -	1:34.239 (3)	0.486	70.70	10:06:32.545
9 -	1:33.874 (2)	0.121	70.98	10:08:06.419
10 -	1:36.389	2.636	69.12	10:09:42.808
11 -	1:35.301	1.548	69.91	10:11:18.109
12 -	1:33.753 (1)		71.07	10:12:51.862
13 -	1:36.444	2.691	69.08	10:14:28.306

P25 388 Graham PRICE				
LAP	LAP TIME	DIFF	MPH	TIME OF DAY
1 -				09:55:25.616
2 -	1:40.606	6.558	66.23	09:57:06.222
3 -	1:36.601	2.553	68.97	09:58:42.823
4 -	1:41.029	6.981	65.95	10:00:23.852
5 -	1:44.956	10.908	63.48	10:02:08.808
6 -	1:35.986	1.938	69.41	10:03:44.794
7 -	1:34.048 (1)		70.84	10:05:18.842
8 -	1:36.010	1.962	69.40	10:06:54.852
9 -	1:35.449 (3)	1.401	69.80	10:08:30.301
10 -	1:35.462	1.414	69.79	10:10:05.763
11 -	1:49.062	15.014	61.09	10:11:54.825
12 -	1:35.178 (2)	1.130	70.00	10:13:30.003

P26 20 COGSWELL D / COGSWELL S				
LAP	LAP TIME	DIFF	MPH	TIME OF DAY
1 -				09:55:20.006
2 -	1:37.330	3.111	68.46	09:56:57.336
3 -	1:37.267	3.048	68.50	09:58:34.603
4 -	1:37.217	2.998	68.53	10:00:11.820
5 -	1:37.249 P	3.030	68.51	10:01:49.069
6 -	3:09.549	1:35.330	35.15	10:04:58.618

SW Motorsports ClubSport Trophy

QUALIFYING - RACE 14 - LAP ANALYSIS

DIFF = Difference To Personal Best Lap

7 -	1:34.219 (1)		70.72	10:06:32.837
8 -	1:34.559 (2)	0.340	70.46	10:08:07.396
9 -	1:36.513	2.294	69.03	10:09:43.909
10 -	1:37.209	2.990	68.54	10:11:21.118
11 -	1:36.299 (3)	2.080	69.19	10:12:57.417
12 -	1:47.119	12.900	62.20	10:14:44.536

P27 93 HAYES C / HAYES J / BRUCE

LAP	LAP TIME	DIFF	MPH	TIME OF DAY
1 -				09:55:10.075
2 -	1:42.155	7.377	65.22	09:56:52.230
3 -	1:38.241 (2)	3.463	67.82	09:58:30.471
4 -	1:34.778 (1)		70.30	10:00:05.249
5 -	1:38.462 P	3.684	67.67	10:01:43.711
6 -	3:42.511	2:07.733	29.94	10:05:26.222
7 -	1:43.548	8.770	64.34	10:07:09.770
8 -	1:42.533	7.755	64.98	10:08:52.303
9 -	1:41.193	6.415	65.84	10:10:33.496
10 -	1:41.172 (3)	6.394	65.86	10:12:14.668
11 -	1:49.149	14.371	61.04	10:14:03.817

P28 501 Ben WALKINGSHAW

LAP	LAP TIME	DIFF	MPH	TIME OF DAY
1 -				09:56:44.985
2 -	1:49.088	14.213	61.08	09:58:34.073
3 -	1:45.903	11.028	62.91	10:00:19.976
4 -	1:43.327	8.452	64.48	10:02:03.303
5 -	1:37.433	2.558	68.38	10:03:40.736
6 -	1:36.949	2.074	68.72	10:05:17.685
7 -	1:35.865 (3)	0.990	69.50	10:06:53.550
8 -	1:36.273	1.398	69.21	10:08:29.823
9 -	1:34.875 (1)		70.23	10:10:04.698
10 -	1:35.835 (2)	0.960	69.52	10:11:40.533
11 -	1:38.648	3.773	67.54	10:13:19.181

P29 80 Kristian WHITE

LAP	LAP TIME	DIFF	MPH	TIME OF DAY
1 -				09:56:29.208
2 -	1:46.011	9.637	62.85	09:58:15.219
3 -	1:39.261 P	2.887	67.12	09:59:54.480
4 -	3:16.377	1:40.003	33.93	10:03:10.857
5 -	1:38.441 (3)	2.067	67.68	10:04:49.298
6 -	1:36.374 (1)		69.13	10:06:25.672
7 -	1:57.569 P	21.195	56.67	10:08:23.241
8 -	4:06.895	2:30.521	26.98	10:12:30.136
9 -	1:38.030 (2)	1.656	67.97	10:14:08.166

P30 91 ELLIOTT-NOWOBILSKI / NOWOBILSKI

LAP	LAP TIME	DIFF	MPH	TIME OF DAY
1 -				09:57:22.787
2 -	2:03.488	27.075	53.95	09:59:26.275
3 -	1:59.729	23.316	55.65	10:01:26.004
4 -	1:57.423 (3)	21.010	56.74	10:03:23.427
5 -	1:55.147 (2)	18.734	57.86	10:05:18.574
6 -	2:00.468 P	24.055	55.31	10:07:19.042
7 -	4:35.363	2:58.950	24.19	10:11:54.405
8 -	1:36.413 (1)		69.11	10:13:30.818

P31 94 MITCHELL / COCHRANE

LAP	LAP TIME	DIFF	MPH	TIME OF DAY
1 -				09:55:39.191

DIFF = Difference To Personal Best Lap

2 -	1:41.834	5.042	65.43	09:57:21.025
3 -	1:41.432	4.640	65.69	09:59:02.457
4 -	1:40.902	4.110	66.03	10:00:43.359
5 -	1:36.782 P		68.84	10:02:20.141
6 -	3:38.421	2:01.629	30.50	10:05:58.562
7 -	1:38.875 (3)	2.083	67.39	10:07:37.437
8 -	1:37.341 (2)	0.549	68.45	10:09:14.778
9 -	1:36.792 (1)		68.84	10:10:51.570
10 -	1:40.969	4.177	65.99	10:12:32.539
11 -	1:39.075	2.283	67.25	10:14:11.614

P32 41 Paul MERCER

LAP	LAP TIME	DIFF	MPH	TIME OF DAY
1 -				09:56:08.151
2 -	1:43.263	6.274	64.52	09:57:51.414
3 -	1:38.656 (2)	1.667	67.54	09:59:30.070
4 -	1:42.426	5.437	65.05	10:01:12.496
5 -	1:41.127	4.138	65.88	10:02:53.623
6 -	1:40.070	3.081	66.58	10:04:33.693
7 -	1:39.596	2.607	66.90	10:06:13.289
8 -	1:36.989 (1)		68.70	10:07:50.278
9 -	1:41.133	4.144	65.88	10:09:31.411
10 -	1:40.235	3.246	66.47	10:11:11.646
11 -	1:39.118 (3)	2.129	67.22	10:12:50.764
12 -	1:40.118	3.129	66.55	10:14:30.882

P33 88 ADCOCK P / ADCOCK M

LAP	LAP TIME	DIFF	MPH	TIME OF DAY
1 -				09:57:15.391
2 -	1:44.574	7.255	63.71	09:58:59.965
3 -	1:49.413	12.094	60.89	10:00:49.378
4 -	1:39.698 P	2.379	66.83	10:02:29.076
5 -	4:31.202	2:53.883	24.56	10:07:00.278
6 -	1:38.383 (3)	1.064	67.72	10:08:38.661
7 -	1:37.319 (1)		68.46	10:10:15.980
8 -	1:39.747	2.428	66.80	10:11:55.727
9 -	1:38.169 (2)	0.850	67.87	10:13:33.896

P34 18 Nick DOUGILL

LAP	LAP TIME	DIFF	MPH	TIME OF DAY
1 -				09:55:52.299
2 -	1:42.931	5.192	64.73	09:57:35.230
3 -	1:39.643	1.904	66.87	09:59:14.873
4 -	1:39.895 P	2.156	66.70	10:00:54.768
5 -	2:10.241	32.502	51.16	10:03:05.009
6 -	1:39.404	1.665	67.03	10:04:44.413
7 -	1:38.749 (3)	1.010	67.47	10:06:23.162
8 -	1:38.412 (2)	0.673	67.70	10:08:01.574
9 -	1:40.007	2.268	66.62	10:09:41.581
10 -	1:37.739 (1)		68.17	10:11:19.320
11 -	1:39.166	1.427	67.19	10:12:58.486
12 -	1:47.788 P	10.049	61.81	10:14:46.274

P35 21 Damien O'FARRELL

LAP	LAP TIME	DIFF	MPH	TIME OF DAY
1 -				09:56:09.556
2 -	1:43.083	5.310	64.63	09:57:52.639
3 -	1:40.470	2.697	66.32	09:59:33.109
4 -	1:42.742	4.969	64.85	10:01:15.851
5 -	1:39.996	2.223	66.63	10:02:55.847
6 -	1:40.677	2.904	66.18	10:04:36.524
7 -	1:37.773 (1)		68.14	10:06:14.297

SW Motorsports ClubSport Trophy

QUALIFYING - RACE 14 - LAP ANALYSIS

DIFF = Difference To Personal Best Lap

8 -	1:41.305	3.532	65.77	10:07:55.602
9 -	1:40.865	3.092	66.06	10:09:36.467
10 -	1:38.834 (3)	1.061	67.41	10:11:15.301
11 -	1:38.143 (2)	0.370	67.89	10:12:53.444
12 -	1:47.158	9.385	62.18	10:14:40.602

P36 19 BELL / MAILINGS

LAP	LAP TIME	DIFF	MPH	TIME OF DAY
1 -				09:55:42.552
2 -	1:42.073	3.042	65.27	09:57:24.625
3 -	1:41.189	2.158	65.84	09:59:05.814
4 -	1:40.398 (3)	1.367	66.36	10:00:46.212
5 -	1:35.782 P		69.56	10:02:21.994
6 -	4:13.080	2:34.049	26.32	10:06:35.074
7 -	1:41.833	2.802	65.43	10:08:16.907
8 -	1:39.031 (1)		67.28	10:09:55.938
9 -	1:40.273 (2)	1.242	66.45	10:11:36.211
10 -	1:41.260	2.229	65.80	10:13:17.471

P37 40 Adam RADFORD

LAP	LAP TIME	DIFF	MPH	TIME OF DAY
1 -				09:56:40.523
2 -	1:44.534	5.185	63.74	09:58:25.057
3 -	1:43.732	4.383	64.23	10:00:08.789
4 -	1:43.748	4.399	64.22	10:01:52.537
5 -	1:42.261	2.912	65.15	10:03:34.798
6 -	1:40.169 (3)	0.820	66.51	10:05:14.967
7 -	1:41.278	1.929	65.79	10:06:56.245
8 -	1:40.164 (2)	0.815	66.52	10:08:36.409
9 -	1:43.233	3.884	64.54	10:10:19.642
10 -	1:40.382	1.033	66.37	10:12:00.024
11 -	1:39.349 (1)		67.06	10:13:39.373

P38 404 Richard BANCROFT

LAP	LAP TIME	DIFF	MPH	TIME OF DAY
1 -				09:56:34.706
2 -	1:47.737	8.121	61.84	09:58:22.443
3 -	3:34.760 P	1:55.144	31.02	10:01:57.203
4 -	4:09.467	2:29.851	26.70	10:06:06.670
5 -	1:40.245 (2)	0.629	66.46	10:07:46.915
6 -	1:39.616 (1)		66.88	10:09:26.531
7 -	1:44.510	4.894	63.75	10:11:11.041
8 -	1:41.192 (3)	1.576	65.84	10:12:52.233
9 -	1:42.030	2.414	65.30	10:14:34.263

P39 32 Mark JONES

LAP	LAP TIME	DIFF	MPH	TIME OF DAY
1 -				09:56:37.515
2 -	1:45.907	5.920	62.91	09:58:23.422
3 -	1:48.433	8.446	61.45	10:00:11.855
4 -	1:44.780	4.793	63.59	10:01:56.635
5 -	1:43.573	3.586	64.33	10:03:40.208
6 -	1:46.924	6.937	62.31	10:05:27.132
7 -	1:46.989	7.002	62.27	10:07:14.121
8 -	1:40.838 (3)	0.851	66.07	10:08:54.959
9 -	1:39.987 (1)		66.64	10:10:34.946
10 -	1:40.458 (2)	0.471	66.32	10:12:15.404
11 -	1:43.316	3.329	64.49	10:13:58.720

DIFF = Difference To Personal Best Lap

P40 22 Chris FANTANA				
LAP	LAP TIME	DIFF	MPH	TIME OF DAY
1 -				09:56:14.330
2 -	1:46.698	6.497	62.44	09:58:01.028
3 -	1:46.155	5.954	62.76	09:59:47.183
4 -	1:48.765	8.564	61.26	10:01:35.948
5 -	1:47.546	7.345	61.95	10:03:23.494
6 -	1:43.992 (3)	3.791	64.07	10:05:07.486
7 -	1:41.741 (2)	1.540	65.49	10:06:49.227
8 -	1:40.201 (1)		66.49	10:08:29.428
9 -	1:39.174 P		67.18	10:10:08.602
10 -	3:39.976	1:59.775	30.29	10:13:48.578

P41 134 SHORE / HARVEY

LAP	LAP TIME	DIFF	MPH	TIME OF DAY
1 -				09:55:47.274
2 -	1:42.426	2.049	65.05	09:57:29.700
3 -	1:40.377 (1)		66.38	09:59:10.077
4 -	1:42.399 (3)	2.022	65.07	10:00:52.476
5 -	1:40.530 (2)	0.153	66.28	10:02:33.006
6 -	1:39.730 P		66.81	10:04:12.736
7 -	3:41.834	2:01.457	30.03	10:07:54.570
8 -	1:45.952	5.575	62.88	10:09:40.522
9 -	1:43.729	3.352	64.23	10:11:24.251
10 -	1:42.707	2.330	64.87	10:13:06.958
11 -	1:52.021	11.644	59.48	10:14:58.979

P42 133 RISBRIDGER / JACOB

LAP	LAP TIME	DIFF	MPH	TIME OF DAY
1 -				09:57:04.363
2 -	1:52.386	11.523	59.28	09:58:56.749
3 -	1:45.728	4.865	63.02	10:00:42.477
4 -	1:44.067	3.204	64.02	10:02:26.544
5 -	1:44.861 P	3.998	63.54	10:04:11.405
6 -	3:30.052	1:49.189	31.72	10:07:41.457
7 -	1:43.320	2.457	64.49	10:09:24.777
8 -	1:41.837 (3)	0.974	65.43	10:11:06.614
9 -	1:40.863 (1)		66.06	10:12:47.477
10 -	1:41.604 (2)	0.741	65.58	10:14:29.081

P43 107 Steven WATSON

LAP	LAP TIME	DIFF	MPH	TIME OF DAY
1 -				09:55:42.234
2 -	1:49.781	6.765	60.69	09:57:32.015
3 -	1:51.281	8.265	59.87	09:59:23.296
4 -	1:46.129	3.113	62.78	10:01:09.425
5 -	1:43.139 (2)	0.123	64.60	10:02:52.564
6 -	1:46.483	3.467	62.57	10:04:39.047
7 -	1:43.726	0.710	64.23	10:06:22.773
8 -	1:45.514	2.498	63.15	10:08:08.287
9 -	1:43.016 (1)		64.68	10:09:51.303
10 -	1:43.490 (3)	0.474	64.38	10:11:34.793
11 -	1:46.797	3.781	62.39	10:13:21.590

P44 283 Chris STONE

LAP	LAP TIME	DIFF	MPH	TIME OF DAY
1 -				09:55:20.001
2 -	1:50.392	6.249	60.35	09:57:10.393
3 -	1:48.925	4.782	61.17	09:58:59.318
4 -	1:50.870 P	6.727	60.09	10:00:50.188
5 -	3:10.999	1:26.856	34.88	10:04:01.187

SW Motorsports ClubSport Trophy

QUALIFYING - RACE 14 - LAP ANALYSIS

DIFF = Difference To Personal Best Lap

6 -	1:44.656 (2)	0.513	63.66	10:05:45.843
7 -	1:45.406 (3)	1.263	63.21	10:07:31.249
8 -	2:29.705	45.562	44.50	10:10:00.954
9 -	1:47.505	3.362	61.98	10:11:48.459
10 -	1:44.143 (1)		63.98	10:13:32.602

P45 38 Gary HOBBS				
LAP	LAP TIME	DIFF	MPH	TIME OF DAY

1 -				09:56:39.815
2 -	1:52.782	6.533	59.08	09:58:32.597
3 -	1:53.636	7.387	58.63	10:00:26.233
4 -	1:50.514	4.265	60.29	10:02:16.747
5 -	1:48.452	2.203	61.43	10:04:05.199
6 -	1:47.863 (3)	1.614	61.77	10:05:53.062
7 -	1:47.722 (2)	1.473	61.85	10:07:40.784
8 -	1:50.226	3.977	60.45	10:09:31.010
9 -	1:49.099	2.850	61.07	10:11:20.109
10 -	1:46.249 (1)		62.71	10:13:06.358
11 -	1:50.784	4.535	60.14	10:14:57.142

SW Motorsports ClubSport Trophy

QUALIFYING - RACE 14 - STATISTICS

Competitors Started 45
Planned Start 2024-03-17 @ 09:55:00.000
Actual Start 2024-03-17 @ 09:53:11.378
Finish Time 2024-03-17 @ 10:13:16.468
Track Length 1.8508mi.
Total Laps 498
Total Distance Covered 921.7467mi.

Session Fastest Lap History

NO	CL	NAME	LAP TIME	TIME OF DAY	LAP	VEHICLE
27	A	Phiroze BILIMORIA	1:31.764	09:56:23.830	2	VW Scirocco
5	A	James ALFORD	1:29.607	09:57:27.265	2	Audi TT
27	A	Phiroze BILIMORIA	1:29.074	09:57:52.897	3	VW Scirocco
55	A	COOMER / EVANS	1:27.413	09:59:37.142	3	VW Golf
27	A	Phiroze BILIMORIA	1:26.106	10:05:04.110	7	VW Scirocco
2	A	Jamie HADLEY	1:25.644	10:08:49.206	10	VW Golf
5	A	James ALFORD	1:25.643	10:10:33.938	10	Audi TT
2	A	Jamie HADLEY	1:25.074	10:13:10.633	13	VW Golf

Flag History

TYPE	TIME OF DAY
GREEN	09:53:11.378
FINISH	10:13:16.468

Flag Statistics

TYPE	COUNT	TOTAL LAPS	TOTAL TIME
Green	1	14	23:21.365
Red	0	0	0.000
Safety Car	0	0	0.000
FCY	0	0	0.000

SW Motorsports ClubSport Trophy

QUALIFYING - RACE 14 - STATISTICS

CLASS : E

10 Starters

Fastest Lap History

NO	NAME	LAP TIME	TIME OF DAY	LAP	VEHICLE
20	COGSWELL D / COGSWELL S	1:37.330	09:56:57.345	2	Nissan Almera GTI
20	COGSWELL D / COGSWELL S	1:37.267	09:58:34.610	3	Nissan Almera GTI
20	COGSWELL D / COGSWELL S	1:37.217	10:00:11.825	4	Nissan Almera GTI
20	COGSWELL D / COGSWELL S	1:34.219	10:06:32.847	7	Nissan Almera GTI

SW Motorsports ClubSport Trophy

QUALIFYING - RACE 14 - STATISTICS

CLASS : A

12 Starters

Fastest Lap History

NO	NAME	LAP TIME	TIME OF DAY	LAP	VEHICLE
27	Phiroze BILIMORIA	1:31.764	09:56:23.830	2	VW Scirocco
5	James ALFORD	1:29.607	09:57:27.265	2	Audi TT
27	Phiroze BILIMORIA	1:29.074	09:57:52.897	3	VW Scirocco
55	COOMER / EVANS	1:27.413	09:59:37.142	3	VW Golf
27	Phiroze BILIMORIA	1:26.106	10:05:04.110	7	VW Scirocco
2	Jamie HADLEY	1:25.644	10:08:49.206	10	VW Golf
5	James ALFORD	1:25.643	10:10:33.938	10	Audi TT
2	Jamie HADLEY	1:25.074	10:13:10.633	13	VW Golf

SW Motorsports ClubSport Trophy
QUALIFYING - RACE 14 - STATISTICS

CLASS : C

7 Starters

Fastest Lap History

NO	NAME	LAP TIME	TIME OF DAY	LAP	VEHICLE
52	Rob WALKER	1:39.540	09:56:36.584	2	Mazda MX5 NC
9	Jason BROUGH	1:39.175	09:57:22.602	2	Renault Clio RS197
52	Rob WALKER	1:36.256	09:58:12.840	3	Mazda MX5 NC
52	Rob WALKER	1:32.866	09:59:45.705	4	Mazda MX5 NC
333	Stuart KILROY	1:32.840	10:06:27.383	7	Peugeot 207 GTi
241	MASSEY / PASCALL	1:30.050	10:06:30.405	3	Honda Civic Type R
241	MASSEY / PASCALL	1:29.122	10:11:02.086	6	Honda Civic Type R
241	MASSEY / PASCALL	1:28.326	10:12:30.412	7	Honda Civic Type R

SW Motorsports ClubSport Trophy

QUALIFYING - RACE 14 - STATISTICS

CLASS : D

3 Starters

Fastest Lap History

NO	NAME	LAP TIME	TIME OF DAY	LAP	VEHICLE
150	Andrew STEPHENS	1:39.099	09:56:55.449	2	Mini Cooper
4	Stephen HARRISON	1:37.797	09:56:59.459	2	Renault Clio
4	Stephen HARRISON	1:35.706	09:58:35.164	3	Renault Clio
4	Stephen HARRISON	1:34.756	10:01:45.962	5	Renault Clio
4	Stephen HARRISON	1:30.827	10:04:52.105	7	Renault Clio

SW Motorsports ClubSport Trophy

QUALIFYING - RACE 14 - STATISTICS

CLASS : B

13 Starters

Fastest Lap History

NO	NAME	LAP TIME	TIME OF DAY	LAP	VEHICLE
73	Mike PARSONS	1:38.742	09:56:35.141	2	VW Golf
15	Andrew DYER	1:38.328	09:56:49.343	2	Audi TTCR
73	Mike PARSONS	1:33.770	09:58:08.913	3	VW Golf
59	Jim BENSON	1:31.165	09:58:27.201	2	Lotus Elise
15	Andrew DYER	1:28.826	09:59:54.589	4	Audi TTCR
59	Jim BENSON	1:28.291	10:04:28.366	6	Lotus Elise
59	Jim BENSON	1:27.347	10:05:55.720	7	Lotus Elise
721	Chris MURPHY	1:27.097	10:08:17.051	2	BMW Z4
15	Andrew DYER	1:26.414	10:14:07.518	12	Audi TTCR

SW Motorsports ClubSport Trophy
RACE 14 - GRID (45 minutes) - AMENDED

ROW 22	43	283	1:44.143 Chris STONE	44	38	1:46.249 Gary HOBBS
ROW 21	41	133	1:40.863 RISBRIDGER / JACOB	42	107	1:43.016 Steven WATSON
ROW 20	39	22	1:40.201 Chris FANTANA	40	134	1:40.377 SHORE / HARVEY
ROW 19	37	404	1:39.616 Richard BANCROFT	38	32	1:39.987 Mark JONES
ROW 18	35	19	1:39.031 BELL / MAILINGS	36	40	1:39.349 Adam RADFORD
ROW 17	33	18	1:37.739 Nick DOUGILL	34	21	1:37.773 Damien O'FARRELL
ROW 16	31	41	1:36.989 Paul MERCER	32	88	1:37.319 ADCOCK P / ADCOCK M
ROW 15	29	91	1:36.413 ELLIOTT-NOWOBILSKI / NOWOBILSKI	30	94	1:36.792 MITCHELL / COCHRANE
ROW 14	27	501	1:34.875 Ben WALKINGSHAW	28	80	1:36.374 Kristian WHITE
ROW 13	25	20	1:34.219 COGSWELL D / COGSWELL S	26	93	1:34.778 HAYES C / HAYES J / BRUCE
ROW 12	23	150	1:33.753 Andrew STEPHENS	24	388	1:34.048 Graham PRICE
ROW 11	21	63	1:33.507 Steve WOOD	22	9	1:33.726 Jason BROUGH
ROW 10	19	73	1:33.368 Mike PARSONS	20	23	1:33.504 Stefan OATES
ROW 9	17	177	1:32.974 JUKES D / JUKES J	18	11	1:33.154 Barrie CULLEY
ROW 8	15	777	1:31.671 Rob ANDRADE	16	81	1:32.068 William GALLACHER
ROW 7	13	82	1:31.019 Saranga SOTHISRIHARI	14	333	1:31.618 Stuart KILROY
ROW 6	11	4	1:30.827 Stephen HARRISON	12	151	1:30.992 David COX
ROW 5	9	46	1:30.335 Matty TAYLOR	10	118	1:30.514 David MAY
ROW 4	7	241	1:28.326 MASSEY / PASCALL	8	52	1:30.068 Rob WALKER
ROW 3	5	721	1:27.097 Chris MURPHY	6	55	1:27.413 COOMER / EVANS
ROW 2	3	27	1:26.106 Phiroze BILIMORIA	4	15	1:26.414 Andrew DYER
ROW 1	1	2	1:25.074 Jamie HADLEY	2	5	1:25.643 James ALFORD

Pole

Comments:

Car 59 - withdrawn.
Car 134 will now start.

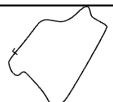
These results are provisional until the conclusion of any judicial and technical matters.

Silverstone International: 1.8508 miles

Clerk Of Course: Darren Holmes

Stewards:

Timekeeper: Nick Palmer



SW Motorsports ClubSport Trophy
RACE 14 - GRID (45 minutes)


ROW 22	43	283	1:44.143 Chris STONE	44	38	1:46.249 Gary HOBBS
ROW 21	41	133	1:40.863 RISBRIDGER / JACOB	42	107	1:43.016 Steven WATSON
ROW 20	39	32	1:39.987 Mark JONES	40	22	1:40.201 Chris FANTANA
ROW 19	37	40	1:39.349 Adam RADFORD	38	404	1:39.616 Richard BANCROFT
ROW 18	35	21	1:37.773 Damien O'FARRELL	36	19	1:39.031 BELL / MAILINGS
ROW 17	33	88	1:37.319 ADCOCK P / ADCOCK M	34	18	1:37.739 Nick DOUGILL
ROW 16	31	94	1:36.792 MITCHELL / COCHRANE	32	41	1:36.989 Paul MERCER
ROW 15	29	80	1:36.374 Kristian WHITE	30	91	1:36.413 ELLIOTT-NOWOBILSKI / NOWOBILSKI
ROW 14	27	93	1:34.778 HAYES C / HAYES J / BRUCE	28	501	1:34.875 Ben WALKINGSHAW
ROW 13	25	388	1:34.048 Graham PRICE	26	20	1:34.219 COGSWELL D / COGSWELL S
ROW 12	23	9	1:33.726 Jason BROUGH	24	150	1:33.753 Andrew STEPHENS
ROW 11	21	23	1:33.504 Stefan OATES	22	63	1:33.507 Steve WOOD
ROW 10	19	11	1:33.154 Barrie CULLEY	20	73	1:33.368 Mike PARSONS
ROW 9	17	81	1:32.068 William GALLACHER	18	177	1:32.974 JUKES D / JUKES J
ROW 8	15	333	1:31.618 Stuart KILROY	16	777	1:31.671 Rob ANDRADE
ROW 7	13	151	1:30.992 David COX	14	82	1:31.019 Saranga SOTHISRIHARI
ROW 6	11	118	1:30.514 David MAY	12	4	1:30.827 Stephen HARRISON
ROW 5	9	52	1:30.068 Rob WALKER	10	46	1:30.335 Matty TAYLOR
ROW 4	7	55	1:27.413 COOMER / EVANS	8	241	1:28.326 MASSEY / PASCALL
ROW 3	5	721	1:27.097 Chris MURPHY	6	59	1:27.290 Jim BENSON
ROW 2	3	27	1:26.106 Phiroze BILIMORIA	4	15	1:26.414 Andrew DYER
ROW 1	1	2	1:25.074 Jamie HADLEY	2	5	1:25.643 James ALFORD

Pole

Comments:
Car 134 - reserve.

These results are provisional until the conclusion of any judicial and technical matters.

Silverstone International: 1.8508 miles

Clerk Of Course: Darren Holmes	Stewards:	Timekeeper: Nick Palmer	
--------------------------------	-----------	-------------------------	---

Results can be found at www.tsl-timing.com

Printed - 10:28 Sunday, 17 March 2024

SW Motorsports ClubSport Trophy

RACE 14 - CLASSIFICATION

Race Distance: 34 Laps / 62.93 miles

POS	NO	CL	PIC	NAME	ENTRY	LAPS	TIME	GAP	DIFF	MPH	BEST	ON	GRD	↑↓
1	5	A	1	James ALFORD	Audi TT	34	45:07.417			83.67	1:14.225	2	2	1
2	2	A	2	Jamie HADLEY	VW Golf	34	45:08.881	1.464	1.464	83.63	1:14.172	3	1	-1
3	15	B	1	Andrew DYER	Audi TTCR	34	45:44.949	37.532	36.068	82.53	1:15.433	2	4	1
4	46	A	3	Matty TAYLOR	BMW E36 COMPAACT	34	46:04.632	57.215	19.683	81.94	1:15.277	2	9	5
5	27	A	4	Phiroze BILIMORIA	VW Scirocco	34	46:13.847	1:06.430	9.215	81.67	1:15.960	2	3	-2
6	55	A	5	COOMER / EVANS	VW Golf	33	45:41.448	1 Lap	1 Lap	80.20	1:15.790	3	6	0
7	777	A	6	Rob ANDRADE	Volkswagen Golf GTi	33	45:42.000	1 Lap	0.552	80.19	1:17.127	30	15	8
8	81	A	7	William GALLACHER	Toyota MR2	33	45:59.603	1 Lap	17.603	79.68	1:17.634	16	16	8
9	721	B	2	Chris MURPHY	BMW Z4	33	46:14.307	1 Lap	14.704	79.25	1:18.726	18	5	-4
10	82	B	3	Saranga SOTHISRIHARI	BMW 330Ci	33	46:27.084	1 Lap	12.777	78.89	1:18.499	29	13	3
11	63*	B	4	Steve WOOD	BMW Z4	33	50:24.407	1 Lap	3:57.323	72.70	1:19.002	28	21	10
12	80*	A	8	Kristian WHITE	Toyota MR2 Roadster	33	50:24.888	1 Lap	0.481	72.69	1:18.207	18	28	16
13	333	C	1	Stuart KILROY	Peugeot 207 GTi	32	45:44.307	2 Laps	1 Lap	77.69	1:20.456	21	14	1
14	404	B	5	Richard BANCROFT	Honda Civic	32	45:45.799	2 Laps	1.492	77.65	1:18.582	15	37	23
15	241	C	2	MASSEY / PASCALL	Honda Civic Type R	32	45:46.233	2 Laps	0.434	77.64	1:19.592	20	7	-8
16	52	C	3	Rob WALKER	Mazda MX5 NC	32	45:47.207	2 Laps	0.974	77.61	1:19.957	31	8	-8
17	9	C	4	Jason BROUGH	Renault Clio RS197	32	46:01.215	2 Laps	14.008	77.22	1:20.319	6	22	5
18	41	B	6	Paul MERCER	BMW Z4 3.0L	32	46:09.493	2 Laps	8.278	76.99	1:20.911	5	31	13
19	40	B	7	Adam RADFORD	BMW Z4	32	46:15.432	2 Laps	5.939	76.82	1:20.482	5	36	17
20	4	D	1	Stephen HARRISON	Renault Clio	32	46:17.962	2 Laps	2.530	76.75	1:20.195	4	11	-9
21	388*	A	9	Graham PRICE	Renault Megane Cup	32	50:18.706	2 Laps	4:00.744	70.63	1:18.638	18	24	3
22	93	C	5	HAYES J / BRUCE	BMW E36 Compact	31	45:10.043	3 Laps	1 Lap	76.22	1:20.189	11	26	4
23	20	E	1	COGSWELL D / COGSWELL S	Nissan Almera GTI	31	45:33.215	3 Laps	23.172	75.57	1:22.655	17	25	2
24	151	A	10	David COX	VW Golf Gti	31	45:40.582	3 Laps	7.367	75.37	1:19.294	30	12	-12
25	88	E	2	ADCOCK P / ADCOCK M	BMW Compact E36 1.9	31	45:51.458	3 Laps	10.876	75.07	1:22.004	13	32	7
26	21	B	8	Damien O'FARRELL	BMW Z4 Class B	31	46:04.418	3 Laps	12.960	74.72	1:22.740	18	34	8
27	283	C	6	Chris STONE	Honda Civic Type R (EP3)	31	46:08.026	3 Laps	3.608	74.62	1:22.176	30	43	16
28	150	D	2	Andrew STEPHENS	Mini Cooper	31	46:13.909	3 Laps	5.883	74.46	1:20.443	6	23	-5
29	19	E	3	BELL / MAILINGS	Toyota MR2	31	46:21.011	3 Laps	7.102	74.27	1:23.754	5	35	6
30	22	E	4	Chris FANTANA	Mazda MX5 MK1	31	46:30.817	3 Laps	9.806	74.01	1:23.486	25	39	9
31	91	B	9	ELLIOTT-NOWOBILSKI / NOWOBILSKI	BMW Z4 3.0	30	45:07.166	4 Laps	1 Lap	73.83	1:19.825	14	29	-2
32	73	B	10	Mike PARSONS	VW Golf	30	45:09.646	4 Laps	2.480	73.77	1:23.054	25	19	-13
33	23	C	7	Stefan OATES	BMW 1 Series Supercup	30	45:55.681	4 Laps	46.035	72.53	1:24.751	24	20	-13
34	11	B	11	Barrie CULLEY	Seat Leon Cupra Cup	30	46:02.280	4 Laps	6.599	72.36	1:23.971	26	18	-16
35	107	D	3	Steven WATSON	Renault Clio	30	46:18.377	4 Laps	16.097	71.94	1:24.473	17	42	7
36	94	E	5	MITCHELL / COCHRANE	Mazda MX5	30	46:27.677	4 Laps	9.300	71.70	1:26.565	8	30	-6
37	32	E	6	Mark JONES	Hyundai Coupe	29	45:15.297	5 Laps	1 Lap	71.16	1:26.125	14	38	1
38	18	E	7	Nick DOUGILL	Mazda	29	45:38.457	5 Laps	23.160	70.56	1:28.310	12	33	-5
39	133	E	8	RISBRIDGER / JACOB	Mazda 2	29	45:52.392	5 Laps	13.935	70.20	1:26.689	26	41	2
40	134	E	9	JEPP / HARVEY	Mazda 2	29	46:16.413	5 Laps	24.021	69.59	1:29.414	13	40	0
41	38	E	10	Gary HOBBS	Hyundai Coupe	29	46:28.515	5 Laps	12.102	69.29	1:28.931	11	44	3
42	177	B	12	JUKES D / JUKES J	BMW Z4	28	45:29.630	6 Laps	1 Lap	68.35	1:21.305	3	17	-25

NOT CLASSIFIED

DNF	501	A		Ben WALKINGSHAW	Volkswagen Scirocco R	29	41:18.595	5 Laps	0.000	77.96	1:17.442	27	27	
DNF	118	A		David MAY	Nissan 370Z	11	14:25.339	23 Laps	18 Laps	84.70	1:15.783	3	10	

FASTEST LAP

	2	A		Jamie HADLEY	VW Golf	3	1:14.172			89.83 mph			144.57 kph	
	15	B		Andrew DYER	Audi TTCR	2	1:15.433			88.33 mph			142.15 kph	
	241	C		MASSEY / PASCALL	Honda Civic Type R	20	1:19.592			83.71 mph			134.72 kph	
	4	D		Stephen HARRISON	Renault Clio	4	1:20.195			83.08 mph			133.71 kph	
	88	E		ADCOCK P / ADCOCK M	BMW Compact E36 1.9	13	1:22.004			81.25 mph			130.76 kph	

Comments:

*Cars 63, 80 & 388 - 4 minute penalty - Championship Regulation 4.2.1 refers.

Weather / Track : Bright / Dry

These results are provisional until the conclusion of any judicial and technical matters.

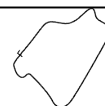
Date: 17/03/2024 Start: 14:29 Finish: 15:14

Silverstone International: 1.8508 miles

Clerk Of Course: Darren Holmes

Stewards:

Timekeeper: Nick Palmer



SW Motorsports ClubSport Trophy

RACE 14 - LAP CHART

LAP 1 @ 14:30:41.215			LAP 2 @ 14:31:55.440			LAP 3 @ 14:33:09.936			LAP 4 @ 14:34:24.669			LAP 5 @ 14:35:40.074		
NO	BEHIND	LAP TIME	NO	BEHIND	LAP TIME	NO	BEHIND	LAP TIME	NO	BEHIND	LAP TIME	NO	BEHIND	LAP TIME
5		1:15.950	5		1:14.225	5		1:14.496	5		1:14.733	5		1:15.405
2	0.643	1:16.593	2	1.172	1:14.754	2	0.848	1:14.172	2	0.794	1:14.679	2	0.482	1:15.093
27	1.652	1:17.602	27	3.387	1:15.960	27	4.936	1:16.045	27	6.976	1:16.773	18	1 Lap	1:30.713
15	2.808	1:18.758	15	4.016	1:15.433	15	5.236	1:15.716	15	7.345	1:16.842	134	1 Lap	1:30.928
46	3.866	1:19.816	46	4.918	1:15.277	46	7.520	1:17.098	38	1 Lap	1:34.669	11	1 Lap	1:32.745
118	4.661	1:20.611	118	6.686	1:16.250	118	7.973	1:15.783	46	10.554	1:17.767	32	1 Lap	1:32.412
55	5.020	1:20.970	55	7.447	1:16.652	55	8.741	1:15.790	118	11.199	1:17.959	27	8.269	1:16.698
81	9.313	1:25.263	81	14.440	1:19.352	81	19.272	1:19.328	55	11.490	1:17.482	15	8.469	1:16.529
721	10.217	1:26.167	721	17.099	1:21.107	721	22.549	1:19.946	81	23.540	1:19.001	107	1 Lap	1:33.451
52	10.545	1:26.495	52	17.407	1:21.087	52	23.581	1:20.670	721	27.776	1:19.960	46	11.926	1:16.777
333	10.931	1:26.881	177	18.549	1:21.553	177	25.358	1:21.305	52	29.357	1:20.509	118	13.198	1:17.404
177	11.221	1:27.171	333	19.511	1:22.805	151	25.636	1:20.099	151	31.487	1:20.584	55	13.425	1:17.340
151	12.302	1:28.252	151	20.033	1:21.956	82	26.157	1:19.742	82	32.306	1:20.882	133	1 Lap	1:42.584
82	12.610	1:28.560	82	20.911	1:22.526	333	29.096	1:24.081	177	33.995	1:23.370	81	28.026	1:19.891
241	13.110	1:29.060	63	22.364	1:22.624	63	29.329	1:21.461	777	35.866	1:20.850	38	1 Lap	1:34.465
777	13.415	1:29.365	777	23.038	1:23.848	777	29.749	1:21.207	333	37.418	1:23.055	721	32.606	1:20.235
63	13.965	1:29.915	80	24.123	1:22.380	80	30.038	1:20.411	63	37.687	1:23.091	52	33.942	1:19.990
150	14.773	1:30.723	150	24.433	1:23.885	501	30.913	1:20.062	501	37.944	1:21.764	151	36.136	1:20.054
4	14.985	1:30.935	501	25.347	1:23.042	150	31.473	1:21.536	93	38.389	1:21.384	82	36.367	1:19.466
93	15.683	1:31.633	93	25.547	1:24.089	93	31.738	1:20.687	80	38.597	1:23.292	777	39.806	1:19.345
80	15.968	1:31.918	241	25.638	1:26.753	4	34.448	1:23.098	150	39.067	1:22.327	177	40.197	1:21.607
501	16.530	1:32.480	4	25.846	1:25.086	241	34.946	1:23.804	4	39.910	1:20.195	63	41.803	1:19.521
9	18.781	1:34.731	9	31.391	1:26.835	41	39.908	1:22.688	241	42.537	1:22.324	501	42.760	1:20.221
23	19.614	1:35.564	41	31.716	1:25.753	91	41.167	1:23.390	41	47.100	1:21.925	80	43.049	1:19.857
20	19.904	1:35.854	91	32.273	1:25.553	40	41.477	1:22.868	40	48.193	1:21.449	93	43.678	1:20.694
41	20.188	1:36.138	40	33.105	1:24.658	9	42.545	1:25.650	91	48.991	1:22.557	333	44.795	1:22.782
91	20.945	1:36.895	20	33.170	1:27.491	20	43.700	1:25.026	9	49.300	1:21.488	150	45.761	1:22.099
94	22.432	1:38.382	88	35.006	1:25.857	88	44.501	1:23.991	20	51.749	1:22.782	4	46.215	1:21.710
40	22.672	1:38.622	94	36.531	1:28.324	94	49.374	1:27.339	88	52.707	1:22.939	241	49.040	1:21.908
88	23.374	1:39.324	23	37.511	1:32.122	19	50.138	1:24.509	19	1:00.449	1:25.044	41	52.606	1:20.911
11	25.335	1:41.285	19	40.125	1:27.456	23	52.270	1:29.255	404	1:01.387	1:23.448	40	53.270	1:20.482
73	26.578	1:42.528	404	42.145	1:29.234	404	52.672	1:25.023	94	1:03.090	1:28.449	9	55.165	1:21.270
19	26.894	1:42.844	73	44.043	1:31.690	22	55.820	1:26.026	388	1:03.455	1:22.069	91	56.053	1:22.467
404	27.136	1:43.086	22	44.290	1:30.491	388	56.119	1:24.765	23	1:05.721	1:28.184	20	59.228	1:22.884
21	27.666	1:43.616	11	45.318	1:34.208	73	58.101	1:28.554	22	1:06.886	1:25.799	88	59.665	1:22.363
22	28.024	1:43.974	21	45.539	1:32.098	21	58.380	1:27.337	73	1:09.052	1:25.684	404	1:07.165	1:21.183
18	28.784	1:44.734	388	45.850	1:26.238	283	1:01.758	1:28.215	21	1:09.660	1:26.013	19	1:08.798	1:23.754
32	29.405	1:45.355	18	47.021	1:32.462	11	1:04.903	1:34.081	283	1:12.707	1:25.682	388	1:09.021	1:20.971
134	29.867	1:45.817	283	48.039	1:31.630	18	1:05.119	1:32.594				94	1:15.061	1:27.376
283	30.634	1:46.584	32	48.263	1:33.083	134	1:05.412	1:31.374						
133	33.024	1:48.974	134	48.534	1:32.892	32	1:05.655	1:31.888						
107	33.632	1:49.582	107	51.505	1:32.098	107	1:07.256	1:30.247						
388	33.837	1:49.787	133	52.272	1:33.473	133	1:08.501	1:30.725						
38	41.545	1:57.495	38	1:04.533	1:37.213									

SW Motorsports ClubSport Trophy

RACE 14 - LAP CHART

LAP 6 @ 14:36:55.679			LAP 7 @ 14:38:09.966			LAP 8 @ 14:39:27.060			LAP 9 @ 14:40:47.759			LAP 10 @ 14:42:03.226		
NO	BEHIND	LAP TIME	NO	BEHIND	LAP TIME	NO	BEHIND	LAP TIME	NO	BEHIND	LAP TIME	NO	BEHIND	LAP TIME
5		1:15.605	5		1:14.287	5		1:17.094	5		1:20.699	5		1:15.467
2	1.128	1:16.251	2	1.445	1:14.604	2	0.639	1:16.288	2	0.462	1:20.522	9	1 Lap	1:22.639
22	1 Lap	1:25.832	19	1 Lap	1:24.485	88	1 Lap	1:24.675	38	2 Laps	1:33.691	91	1 Lap	1:24.086
23	1 Lap	1:28.759	22	1 Lap	1:25.410	404	1 Lap	1:22.064	20	1 Lap	1:23.126	2	0.868	1:15.873
21	1 Lap	1:25.119	27	13.055	1:18.203	388	1 Lap	1:22.054	404	1 Lap	1:21.318	133	2 Laps	1:30.984
73	1 Lap	1:26.182	15	13.094	1:18.028	19	1 Lap	1:24.211	88	1 Lap	1:24.115	404	1 Lap	1:21.601
283	1 Lap	1:26.419	21	1 Lap	1:25.619	27	12.358	1:16.397	388	1 Lap	1:21.443	388	1 Lap	1:21.032
27	9.139	1:16.475	94	1 Lap	1:30.195	15	13.076	1:17.076	27	7.763	1:16.104	27	10.206	1:17.910
15	9.353	1:16.489	73	1 Lap	1:27.725	46	19.020	1:18.089	15	8.078	1:15.701	15	10.737	1:18.126
118	14.502	1:16.909	118	17.936	1:17.721	118	19.450	1:18.608	19	1 Lap	1:24.856	20	1 Lap	1:24.818
46	15.191	1:18.870	46	18.025	1:17.121	55	21.744	1:19.785	118	14.915	1:16.164	88	1 Lap	1:26.054
55	15.967	1:18.147	55	19.053	1:17.373	22	1 Lap	1:26.623	46	15.199	1:16.878	118	16.772	1:17.324
18	1 Lap	1:29.783	23	1 Lap	1:30.193	21	1 Lap	1:25.057	55	17.566	1:16.521	46	17.013	1:17.281
134	1 Lap	1:29.988	283	1 Lap	1:26.684	73	1 Lap	1:25.194	21	1 Lap	1:24.379	38	2 Laps	1:33.435
32	1 Lap	1:28.663	32	1 Lap	1:27.397	94	1 Lap	1:28.445	22	1 Lap	1:26.722	55	19.258	1:17.159
11	1 Lap	1:30.324	18	1 Lap	1:30.465	283	1 Lap	1:27.035	73	1 Lap	1:24.420	19	1 Lap	1:24.087
107	1 Lap	1:28.429	11	1 Lap	1:28.335	23	1 Lap	1:30.392	94	1 Lap	1:26.565	21	1 Lap	1:24.336
81	30.480	1:18.059	81	36.517	1:20.324	81	38.616	1:19.193	283	1 Lap	1:23.693	22	1 Lap	1:25.923
133	1 Lap	1:30.380	134	1 Lap	1:31.447	32	1 Lap	1:28.216	81	37.010	1:19.093	73	1 Lap	1:25.400
721	36.867	1:19.866	107	1 Lap	1:28.862	11	1 Lap	1:28.653	23	1 Lap	1:27.208	81	39.638	1:18.095
151	40.117	1:19.586	721	42.579	1:19.999	721	48.088	1:22.603	721	48.695	1:21.306	283	1 Lap	1:24.246
52	40.639	1:22.302	777	46.310	1:17.518	18	1 Lap	1:30.994	777	50.697	1:20.073	94	1 Lap	1:26.754
82	40.880	1:20.118	82	48.623	1:22.030	107	1 Lap	1:29.350	32	1 Lap	1:27.628	23	1 Lap	1:27.999
777	43.079	1:18.878	52	49.406	1:23.054	777	51.323	1:22.107	82	54.688	1:22.651	721	52.805	1:19.577
38	1 Lap	1:32.225	133	1 Lap	1:31.464	82	52.736	1:21.207	11	1 Lap	1:27.911	777	53.320	1:18.090
177	46.060	1:21.468	501	54.531	1:22.001	134	1 Lap	1:32.375	52	55.381	1:22.236	82	1:00.343	1:21.122
63	46.389	1:20.191	63	54.854	1:22.752	52	53.844	1:21.532	107	1 Lap	1:27.862	52	1:01.786	1:21.872
501	46.817	1:19.662	80	55.079	1:20.454	151	1 Lap	2:49.876	501	58.252	1:19.526	501	1:02.700	1:19.915
93	48.673	1:20.600	177	56.155	1:24.382	501	59.425	1:21.988	80	58.899	1:19.738	80	1:03.117	1:19.685
80	48.912	1:21.468	93	56.408	1:22.022	80	59.860	1:21.875	63	1:00.161	1:20.175	63	1:04.638	1:19.944
333	49.918	1:20.728	333	57.294	1:21.663	63	1:00.685	1:22.925	18	1 Lap	1:31.669	32	1 Lap	1:29.504
150	50.599	1:20.443	150	58.388	1:22.076	93	1:01.606	1:22.292	134	1 Lap	1:29.709	93	1:07.098	1:20.527
4	51.060	1:20.450	4	59.188	1:22.415	177	1:02.246	1:23.185	93	1:02.038	1:21.131	11	1 Lap	1:29.389
241	54.954	1:21.519	241	1:02.888	1:22.221	333	1:03.025	1:22.825	151	1 Lap	1:24.584	151	1 Lap	1:22.180
40	59.279	1:21.614	38	1 Lap	1:33.933	150	1:03.635	1:22.341	177	1:03.210	1:21.663	107	1 Lap	1:28.181
41	59.579	1:22.578	40	1:06.858	1:21.866	4	1:03.893	1:21.799	150	1:03.654	1:20.718	177	1:10.396	1:22.653
9	59.879	1:20.319	41	1:07.438	1:22.146	241	1:07.506	1:21.712	333	1:04.411	1:22.085	150	1:10.623	1:22.436
91	1:00.768	1:20.320	91	1:08.080	1:21.599	133	1 Lap	1:34.114	4	1:04.893	1:21.699	333	1:10.861	1:21.917
20	1:07.099	1:23.476	9	1:08.844	1:23.252	40	1:11.197	1:21.433	241	1:08.553	1:21.746	4	1:11.686	1:22.260
88	1:07.359	1:23.299	20	1:16.871	1:24.059	41	1:11.834	1:21.490	40	1:12.742	1:22.244	241	1:14.442	1:21.356
404	1:11.638	1:20.078				91	1:12.536	1:21.550	41	1:14.935	1:23.800	18	1 Lap	1:29.564
388	1:12.918	1:19.502				9	1:13.536	1:21.786						

SW Motorsports ClubSport Trophy

RACE 14 - LAP CHART

LAP 11 @ 14:43:18.975			LAP 12 @ 14:44:36.473			LAP 13 @ 14:45:51.557			LAP 14 @ 14:47:09.123			LAP 15 @ 14:48:25.024		
NO	BEHIND	LAP TIME	NO	BEHIND	LAP TIME	NO	BEHIND	LAP TIME	NO	BEHIND	LAP TIME	NO	BEHIND	LAP TIME
5		1:15.749	5		1:17.498	5		1:15.084 P	2		1:15.447	2		1:15.901
2	0.549	1:15.430	2	0.237	1:17.186	23	2 Laps	1:27.400	52	1 Lap	1:20.619	63	1 Lap	1:19.980
134	2 Laps	1:30.722	4	1 Lap	1:23.319	93	1 Lap	1:22.053	93	1 Lap	1:20.976	52	1 Lap	1:20.676
40	1 Lap	1:21.340	32	2 Laps	1:29.613	2	2.119	1:16.966	23	2 Laps	1:26.420	93	1 Lap	1:20.054 P
41	1 Lap	1:21.598	241	1 Lap	1:23.552	151	2 Laps	1:22.668	177	1 Lap	1:22.114	94	2 Laps	1:26.615
91	1 Lap	1:20.973	11	2 Laps	1:29.598	177	1 Lap	1:23.194	333	1 Lap	1:21.855	27	15.915	1:18.012
9	1 Lap	1:22.455	107	2 Laps	1:28.943	150	1 Lap	1:23.272	150	1 Lap	1:22.464	15	16.152	1:17.992
27	10.957	1:16.500	40	1 Lap	1:21.870	333	1 Lap	1:23.214	4	1 Lap	1:21.754	150	1 Lap	1:21.634
15	11.499	1:16.511	91	1 Lap	1:20.845	4	1 Lap	1:21.546	27	13.804	1:16.539	333	1 Lap	1:22.339
404	1 Lap	1:20.502	41	1 Lap	1:22.681	241	1 Lap	1:22.570	15	14.061	1:16.426	177	1 Lap	1:24.351
388	1 Lap	1:20.703	18	2 Laps	1:29.411	9	1 Lap	1:17.926 P	241	1 Lap	1:21.576	4	1 Lap	1:23.386
133	2 Laps	1:29.211	9	1 Lap	1:21.991	32	2 Laps	1:27.344	151	2 Laps	1:28.787 P	241	1 Lap	1:21.454
20	1 Lap	1:22.986	15	11.277	1:17.276	27	14.831	1:18.517	40	1 Lap	1:21.224 P	23	2 Laps	1:29.507
46	18.997	1:17.733	27	11.398	1:17.939	15	15.201	1:19.008	91	1 Lap	1:21.038	91	1 Lap	1:19.825
55	21.884	1:18.375	134	2 Laps	1:30.177	40	1 Lap	1:23.288	46	19.899	1:14.808 P	55	25.524	1:16.469
88	1 Lap	1:24.003	404	1 Lap	1:19.913	91	1 Lap	1:21.899	404	1 Lap	1:17.861 P	41	1 Lap	1:21.248
118	31.629	1:30.606 P	388	1 Lap	1:20.185	41	1 Lap	1:22.929	41	1 Lap	1:21.315	22	3 Laps	3:26.167
19	1 Lap	1:24.520	46	19.270	1:17.771	11	2 Laps	1:29.146 P	32	2 Laps	1:27.493	388	1 Lap	1:20.258
38	2 Laps	1:30.735	55	21.589	1:17.203	107	2 Laps	1:29.940	55	24.956	1:17.153	32	2 Laps	1:26.688
21	1 Lap	1:24.674	20	1 Lap	1:23.468	404	1 Lap	1:20.234	107	2 Laps	1:25.939	107	2 Laps	1:27.099
81	45.115	1:21.226	88	1 Lap	1:22.931	46	22.657	1:18.471	388	1 Lap	1:21.529	5	1 Lap	3:15.168
73	1 Lap	1:24.491	133	2 Laps	1:29.631	18	2 Laps	1:28.973	18	2 Laps	1:28.310	18	2 Laps	1:24.193 P
22	1 Lap	1:25.961	19	1 Lap	1:23.873	388	1 Lap	1:22.853	20	1 Lap	1:23.054	20	1 Lap	1:22.741
283	1 Lap	1:23.493	38	2 Laps	1:30.164	55	25.369	1:18.864	88	1 Lap	1:22.004	88	1 Lap	1:22.051
94	1 Lap	1:26.888	81	46.907	1:19.290	134	2 Laps	1:31.049	134	2 Laps	1:30.310	81	51.705	1:17.927
777	57.005	1:19.434	22	1 Lap	1:20.117 P	20	1 Lap	1:23.206	81	49.679	1:17.782	134	2 Laps	1:29.414
721	57.945	1:20.889	21	1 Lap	1:27.749	88	1 Lap	1:22.507	133	2 Laps	1:24.432 P	9	2 Laps	3:21.583
82	1:04.027	1:19.433	73	1 Lap	1:25.696	133	2 Laps	1:29.156	19	1 Lap	1:22.356 P	777	1:06.592	1:18.727
23	1 Lap	1:29.518	283	1 Lap	1:24.350	19	1 Lap	1:24.561	777	1:03.766	1:18.686	721	1:12.783	1:19.209
501	1:06.046	1:19.095	777	58.695	1:19.188	81	49.463	1:17.640	721	1:09.475	1:21.025	501	1:16.348	1:19.492
80	1:07.035	1:19.667	721	1:01.330	1:20.883	38	2 Laps	1:28.931	21	1 Lap	1:23.515	11	3 Laps	3:30.904
63	1:09.689	1:20.800	94	1 Lap	1:27.599	777	1:02.646	1:19.035	73	1 Lap	1:24.233			
52	1:10.093	1:24.056	82	1:06.017	1:19.488	283	1 Lap	1:21.722 P	82	1:12.495	1:20.132			
93	1:11.538	1:20.189	501	1:07.451	1:18.903	21	1 Lap	1:24.505	501	1:12.757	1:19.012			
151	1 Lap	1:22.020	80	1:08.179	1:18.642	73	1 Lap	1:24.263	80	1:13.912	1:19.222			
177	1:16.252	1:21.605	63	1:11.338	1:19.147	721	1:06.016	1:19.770	38	2 Laps	1:32.719			
150	1:16.585	1:21.711	52	1:13.173	1:20.578	82	1:09.929	1:18.996						
333	1:17.213	1:22.101				501	1:11.311	1:18.944						
						80	1:12.256	1:19.161						
						63	1:16.454	1:20.200						
						94	1 Lap	1:26.874						

SW Motorsports ClubSport Trophy

RACE 14 - LAP CHART

LAP 16 @ 14:49:42.485			LAP 17 @ 14:50:59.973			LAP 18 @ 14:52:15.387			LAP 19 @ 14:53:25.174			LAP 20 @ 14:55:01.214		
NO	BEHIND	LAP TIME	NO	BEHIND	LAP TIME	NO	BEHIND	LAP TIME	NO	BEHIND	LAP TIME	NO	BEHIND	LAP TIME
2		1:17.461	2		1:17.488	2		1:15.414	2		1:09.787 P	15		1:11.515 P
21	2 Laps	1:23.694	404	3 Laps	3:30.239	134	3 Laps	1:23.885 P	777	1 Lap	1:18.198	91	3 Laps	3:42.904
80	1 Lap	1:20.264	501	1 Lap	1:20.157	721	1 Lap	1:19.861	41	3 Laps	3:21.155	40	3 Laps	1:21.978
82	1 Lap	1:21.942	82	1 Lap	1:17.991 P	404	3 Laps	1:18.582	151	4 Laps	1:21.418	52	1 Lap	1:16.061 P
73	2 Laps	1:22.717 P	40	3 Laps	3:36.153	501	1 Lap	1:19.097	93	3 Laps	1:28.604	63	1 Lap	1:20.821
63	1 Lap	1:20.171	80	1 Lap	1:21.336	80	1 Lap	1:18.637	9	3 Laps	1:20.592	23	4 Laps	1:27.221
52	1 Lap	1:20.083	21	2 Laps	1:25.059	40	3 Laps	1:21.570	150	3 Laps	3:34.708	94	4 Laps	1:27.033
38	3 Laps	1:29.996	63	1 Lap	1:21.472	63	1 Lap	1:19.431	721	1 Lap	1:18.726	5	1 Lap	1:15.477
94	2 Laps	1:22.497 P	11	4 Laps	1:28.858	21	2 Laps	1:23.122 P	404	3 Laps	1:18.868	11	4 Laps	1:24.657
27	15.088	1:16.634	52	1 Lap	1:20.204	27	17.028	1:17.777	501	1 Lap	1:18.665	18	4 Laps	1:28.888
15	15.314	1:16.623	27	14.665	1:17.065	15	17.241	1:17.676	80	1 Lap	1:18.207	388	1 Lap	1:21.044
150	1 Lap	1:16.272 P	15	14.979	1:17.153	52	1 Lap	1:22.364	27	19.446	1:12.205 P	82	2 Laps	1:19.030
333	1 Lap	1:21.171	38	3 Laps	1:27.202 P	18	4 Laps	3:27.924	23	4 Laps	3:35.484	81	42.771	1:12.782 P
177	1 Lap	1:21.612	333	1 Lap	1:18.361 P	11	4 Laps	1:27.265	40	3 Laps	1:21.388	134	4 Laps	3:29.726
4	1 Lap	1:22.143	91	1 Lap	1:17.389 P	177	1 Lap	1:14.941 P	15	24.525	1:17.071	19	3 Laps	1:25.478
91	1 Lap	1:19.913	4	1 Lap	1:22.319 P	55	31.915	1:17.260	63	1 Lap	1:20.883	21	3 Laps	3:20.622
241	1 Lap	1:21.752	177	1 Lap	1:23.249	5	1 Lap	1:14.349	94	4 Laps	3:52.797	46	1 Lap	1:17.398
55	26.319	1:18.256	55	30.069	1:21.238	19	3 Laps	1:25.523	52	1 Lap	1:20.495	283	3 Laps	1:24.339
41	1 Lap	1:16.634 P	241	1 Lap	1:22.011 P	388	1 Lap	1:19.583	55	34.766	1:12.638 P	22	3 Laps	1:24.871
23	2 Laps	1:23.276 P	19	3 Laps	3:29.869	283	3 Laps	1:24.186	11	4 Laps	1:26.334	333	2 Laps	1:20.924
283	3 Laps	3:25.897	5	1 Lap	1:15.381	81	57.292	1:19.099	5	1 Lap	1:14.467	777	1:03.339	1:17.714 P
22	3 Laps	1:26.886	388	1 Lap	1:21.077	22	3 Laps	1:26.087	18	4 Laps	1:29.158	20	1 Lap	1:20.663 P
388	1 Lap	1:22.773	133	4 Laps	3:43.476	133	4 Laps	1:30.671	388	1 Lap	1:18.638	88	1 Lap	1:21.724 P
5	1 Lap	1:15.284	283	3 Laps	1:26.381	46	1 Lap	1:17.215	19	3 Laps	1:26.429	73	3 Laps	1:26.110
32	2 Laps	1:26.125	22	3 Laps	1:26.720	73	3 Laps	3:34.533	82	2 Laps	3:22.640	721	1:09.723	1:14.607 P
107	2 Laps	1:25.944	81	53.607	1:19.217	32	2 Laps	1:25.017 P	81	1:06.029	1:18.524	241	2 Laps	1:21.394
20	1 Lap	1:22.914	32	2 Laps	1:27.378	20	1 Lap	1:22.655	46	1 Lap	1:16.866	133	4 Laps	1:30.247
88	1 Lap	1:22.309	20	1 Lap	1:23.835	88	1 Lap	1:22.634	283	3 Laps	1:25.192	501	1:11.678	1:14.054 P
81	51.878	1:17.634	88	1 Lap	1:23.910	107	2 Laps	1:24.528	22	3 Laps	1:24.506	107	2 Laps	1:25.353
46	1 Lap	3:14.930	107	2 Laps	1:27.520				133	4 Laps	1:27.736	151	3 Laps	1:21.644
151	3 Laps	3:22.256	46	1 Lap	1:16.589				333	2 Laps	3:20.101	41	2 Laps	1:21.844
777	1:08.256	1:19.125	93	2 Laps	3:29.700				73	3 Laps	1:25.965	9	2 Laps	1:21.138
9	2 Laps	1:23.560	151	3 Laps	1:21.061				88	1 Lap	1:24.889	150	2 Laps	1:21.020
134	2 Laps	1:30.711	777	1:09.627	1:18.859				20	1 Lap	1:25.495	404	2 Laps	1:19.601
721	1:14.449	1:19.127	9	2 Laps	1:21.730				777	1:21.665	1:19.041	38	4 Laps	1:29.813
									107	2 Laps	1:24.473	80	1:20.211	1:20.216
									241	2 Laps	3:18.964	4	2 Laps	1:23.656
									38	4 Laps	3:27.637	93	2 Laps	1:25.319
									151	3 Laps	1:21.011	40	2 Laps	1:20.941
									41	2 Laps	1:22.496	63	1:29.259	1:19.704
									9	2 Laps	1:20.648	91	2 Laps	1:26.560
									150	2 Laps	1:20.560	5	1:36.088	1:15.619
									721	1:31.156	1:20.809	23	3 Laps	1:26.041
									404	2 Laps	1:19.774	2	1:38.630	3:14.670
									501	1:33.664	1:19.547	94	3 Laps	1:27.400
									93	2 Laps	1:28.407	177	2 Laps	4:05.250
									4	2 Laps	3:31.239	32	3 Laps	3:32.358
									80	1:36.035	1:19.730	11	3 Laps	1:24.916
												388	2:00.273	1:19.718
												82	1 Lap	1:19.041
												18	3 Laps	1:29.105
												46	2:06.506	1:15.700
												19	2 Laps	1:25.148
												21	2 Laps	1:22.740
												134	3 Laps	1:31.471
												55	2:22.624	3:23.898
												283	2 Laps	1:23.289
												333	1 Lap	1:21.180
												22	2 Laps	1:25.279
												241	1 Lap	1:20.772
												151	2 Laps	1:20.533
												73	2 Laps	1:24.293
												9	1 Lap	1:20.882
												27	2:35.072	3:51.666

SW Motorsports ClubSport Trophy

RACE 14 - LAP CHART

150 1 Lap 1:22.826
 404 1 Lap 1:20.724
 41 1 Lap 1:24.364
 133 3 Laps 1:28.057

LAP 21 @ 14:57:40.780		
NO	BEHIND	LAP TIME

80 1:19.355
 107 2 Laps 1:31.405 P
 4 2 Laps 1:20.672
 38 4 Laps 1:28.986
 93 2 Laps 1:23.273
 63 9.311 1:19.618
 40 2 Laps 1:21.658
 5 11.947 1:15.425
 2 14.323 1:15.259
 91 2 Laps 1:29.019
 23 3 Laps 1:26.513
 94 3 Laps 1:27.100
 177 2 Laps 1:26.164
 32 3 Laps 1:26.319
 11 3 Laps 1:24.216
 15 37.657 3:17.223
 388 40.960 1:20.253
 46 43.198 1:16.258
 82 1 Lap 1:23.023
 18 3 Laps 1:29.122
 21 2 Laps 1:23.341
 52 1 Lap 3:28.028
 19 2 Laps 1:26.024
 134 3 Laps 1:30.407
 333 1 Lap 1:22.603
 55 1:08.216 1:25.158
 283 2 Laps 1:25.322
 241 1 Lap 1:19.592
 22 2 Laps 1:25.083
 151 2 Laps 1:20.216
 27 1:13.560 1:18.054
 9 1 Lap 1:22.815
 404 1 Lap 1:20.268

LAP 22 @ 14:58:59.735		
NO	BEHIND	LAP TIME

80 1:18.955
 73 3 Laps 1:25.063
 41 2 Laps 1:22.038
 150 2 Laps 1:23.014
 81 1 Lap 3:17.456
 4 2 Laps 1:20.741
 133 4 Laps 1:27.414
 5 9.472 1:16.480
 63 10.485 1:20.129
 2 10.692 1:15.324
 40 2 Laps 1:21.237
 93 2 Laps 1:25.024
 38 4 Laps 1:30.326
 777 1 Lap 3:14.663
 20 2 Laps 3:24.879
 88 2 Laps 3:26.216
 721 1 Lap 3:22.363
 501 1 Lap 3:20.612
 23 3 Laps 1:28.869
 15 35.682 1:16.980
 91 2 Laps 1:32.463
 94 3 Laps 1:26.905
 177 2 Laps 1:23.301
 46 41.063 1:16.820
 388 42.392 1:20.387
 11 3 Laps 1:25.427
 82 1 Lap 1:19.622
 32 3 Laps 1:28.736
 52 1 Lap 1:21.621
 18 3 Laps 1:28.742
 21 2 Laps 1:24.474
 19 2 Laps 1:24.640
 333 1 Lap 1:20.456
 55 1:11.567 1:22.306
 241 1 Lap 1:20.310
 27 1:12.085 1:17.480
 283 2 Laps 1:23.978
 151 2 Laps 1:20.216
 404 1 Lap 1:19.995
 22 2 Laps 1:26.378

LAP 23 @ 15:00:20.483		
NO	BEHIND	LAP TIME

80 1:20.748
 81 1 Lap 1:19.262
 9 2 Laps 1:22.840
 134 4 Laps 1:33.984
 41 2 Laps 1:22.198
 150 2 Laps 1:22.228
 5 4.076 1:15.352
 73 3 Laps 1:25.100
 2 5.505 1:15.561
 4 2 Laps 1:20.800
 63 9.490 1:19.753
 40 2 Laps 1:21.255
 133 4 Laps 1:27.469
 93 2 Laps 1:22.975
 777 1 Lap 1:19.593
 38 4 Laps 1:29.173
 501 1 Lap 1:18.922
 15 32.160 1:17.226
 721 1 Lap 1:21.020
 20 2 Laps 1:24.250
 88 2 Laps 1:24.351
 23 3 Laps 1:24.888
 46 39.871 1:19.556
 388 40.970 1:19.326 P
 91 2 Laps 1:27.217
 82 1 Lap 1:21.438
 11 3 Laps 1:26.963
 107 3 Laps 3:26.730
 94 3 Laps 1:33.552
 32 3 Laps 1:26.409
 52 1 Lap 1:21.462
 21 2 Laps 1:23.974
 333 1 Lap 1:20.834
 27 1:09.058 1:17.721
 19 2 Laps 1:26.046
 18 3 Laps 1:31.343
 55 1:13.215 1:22.396
 241 1 Lap 1:22.102
 151 2 Laps 1:19.839
 283 2 Laps 1:23.708
 404 1 Lap 1:22.199
 81 1:20.897 1:20.677

LAP 24 @ 15:01:42.480		
NO	BEHIND	LAP TIME

80 1:21.997
 9 2 Laps 1:22.375
 22 3 Laps 1:24.915
 5 2.556 1:20.477
 2 3.362 1:19.854
 63 4.733 1:17.240 P
 150 2 Laps 1:25.033
 41 2 Laps 1:25.479
 73 3 Laps 1:24.970
 4 2 Laps 1:24.245
 134 4 Laps 1:33.217
 40 2 Laps 1:21.803
 777 1 Lap 1:21.232
 93 2 Laps 1:26.247
 133 4 Laps 1:28.913
 501 1 Lap 1:21.196
 15 31.423 1:21.260
 721 1 Lap 1:21.589
 38 4 Laps 1:30.383
 46 36.432 1:18.558
 20 2 Laps 1:24.529
 88 2 Laps 1:25.508
 23 3 Laps 1:26.132
 82 1 Lap 1:25.176
 91 2 Laps 1:32.100
 11 3 Laps 1:26.100
 107 3 Laps 1:26.334
 94 3 Laps 1:27.738
 32 3 Laps 1:27.949
 52 1 Lap 1:22.218
 27 1:05.058 1:17.997
 333 1 Lap 1:21.178
 21 2 Laps 1:24.843
 19 2 Laps 1:25.260
 151 2 Laps 1:24.486
 241 1 Lap 1:26.165
 55 1:17.892 1:26.674
 81 1:18.255 1:19.355
 283 2 Laps 1:24.887

SW Motorsports ClubSport Trophy

RACE 14 - LAP CHART

LAP 25 @ 15:03:02.612			LAP 26 @ 15:04:22.748			LAP 27 @ 15:05:41.397			LAP 28 @ 15:06:59.483			LAP 29 @ 15:08:14.935		
NO	BEHIND	LAP TIME	NO	BEHIND	LAP TIME	NO	BEHIND	LAP TIME	NO	BEHIND	LAP TIME	NO	BEHIND	LAP TIME
80		1:20.132	5		1:18.793	5		1:18.649	5		1:18.086	5		1:15.452
404	2 Laps	1:22.505	2	0.225	1:18.748	2	0.288	1:18.712	107	4 Laps	1:25.980	2	0.828	1:15.712
5	1.343	1:18.919	80	1.129	1:21.265	91	3 Laps	1:30.524	2	0.568	1:18.366	333	2 Laps	1:21.397
2	1.613	1:18.383	404	2 Laps	1:22.387	241	2 Laps	1:21.481	52	2 Laps	1:23.618	38	5 Laps	1:29.034
9	2 Laps	1:22.082	283	3 Laps	1:25.066	55	1 Lap	1:21.856	151	3 Laps	1:21.148	151	3 Laps	1:20.602
18	4 Laps	1:33.283	9	2 Laps	1:21.672	404	2 Laps	1:21.625	21	3 Laps	1:24.464	52	2 Laps	1:23.021
22	3 Laps	1:25.620	150	2 Laps	1:21.185	19	3 Laps	1:26.607	241	2 Laps	1:21.112	241	2 Laps	1:20.368
150	2 Laps	1:24.040	22	3 Laps	1:24.531	80	7.376	1:24.896	80	5.579	1:16.289 P	11	4 Laps	1:26.413
41	2 Laps	1:24.970	41	2 Laps	1:22.359	283	3 Laps	1:22.363	55	1 Lap	1:21.104	55	1 Lap	1:19.893
4	2 Laps	1:23.348	4	2 Laps	1:22.347	9	2 Laps	1:22.346	404	2 Laps	1:19.155	107	4 Laps	1:27.589
73	3 Laps	1:26.756	777	1 Lap	1:17.976	150	2 Laps	1:20.990	94	4 Laps	1:29.599	404	2 Laps	1:20.931
777	1 Lap	1:18.959	18	4 Laps	1:31.339	81	1 Lap	1:34.587	32	4 Laps	1:30.167	21	3 Laps	1:24.632
40	2 Laps	1:23.561	73	3 Laps	1:24.621	777	1 Lap	1:18.782	91	3 Laps	1:28.104	81	1 Lap	1:19.080
134	4 Laps	1:32.292	40	2 Laps	1:22.357	41	2 Laps	1:21.683	283	3 Laps	1:23.088	777	1 Lap	1:18.823
93	2 Laps	1:25.696	15	30.744	1:19.780	4	2 Laps	1:22.835	9	2 Laps	1:23.083	94	4 Laps	1:27.091
133	4 Laps	1:28.007	93	2 Laps	1:24.996	22	3 Laps	1:25.481	81	1 Lap	1:19.061	9	2 Laps	1:22.666
15	31.100	1:19.809	388	2 Laps	3:52.794	40	2 Laps	1:22.852	19	3 Laps	1:26.051	283	3 Laps	1:25.055
501	1 Lap	1:21.446	501	1 Lap	1:20.833	73	3 Laps	1:24.739	777	1 Lap	1:19.234	150	2 Laps	1:21.725
721	1 Lap	1:20.389	721	1 Lap	1:20.727	18	4 Laps	1:29.839	150	2 Laps	1:21.477	91	3 Laps	1:28.754
46	37.793	1:21.493	134	4 Laps	1:31.627	15	27.669	1:15.574	41	2 Laps	1:21.537	19	3 Laps	1:24.701
20	2 Laps	1:25.641	46	37.649	1:19.992	501	1 Lap	1:18.955	4	2 Laps	1:20.308	4	2 Laps	1:21.591
88	2 Laps	1:25.018	133	4 Laps	1:28.455	388	2 Laps	1:22.055	22	3 Laps	1:23.486	32	4 Laps	1:31.086
38	4 Laps	1:31.587	177	5 Laps	5:24.774	721	1 Lap	1:20.059	15	25.618	1:16.035	15	26.451	1:16.285
23	3 Laps	1:25.684	63	1 Lap	3:19.648	93	2 Laps	1:23.941	40	2 Laps	1:22.210	41	2 Laps	1:22.231
82	1 Lap	1:20.940	20	2 Laps	1:24.387	46	37.304	1:18.304	73	3 Laps	1:23.054	22	3 Laps	1:24.176
27	1:02.441	1:17.515	88	2 Laps	1:25.568	63	1 Lap	1:20.355	501	1 Lap	1:17.442	40	2 Laps	1:21.940
107	3 Laps	1:29.366	82	1 Lap	1:21.572	133	4 Laps	1:26.951	721	1 Lap	1:19.266	501	1 Lap	1:17.993
11	3 Laps	1:31.118	23	3 Laps	1:27.182	177	5 Laps	1:24.584	18	4 Laps	1:28.710	73	3 Laps	1:23.994
52	1 Lap	1:24.819	38	4 Laps	1:32.002	134	4 Laps	1:31.931	46	37.864	1:18.646	46	39.660	1:17.248
94	3 Laps	1:29.336	27	59.522	1:17.217	20	2 Laps	1:23.330	388	2 Laps	1:21.850	721	1 Lap	1:21.093
32	3 Laps	1:29.639	11	3 Laps	1:25.287	82	1 Lap	1:19.348	93	2 Laps	1:22.616	388	2 Laps	1:20.288
333	1 Lap	1:21.037	107	3 Laps	1:26.914	88	2 Laps	1:24.509	63	1 Lap	1:20.552	93	2 Laps	1:21.713
91	2 Laps	1:35.918	333	1 Lap	1:22.601	27	57.397	1:16.524	177	5 Laps	1:24.800	18	4 Laps	1:29.288
21	2 Laps	1:23.814	52	1 Lap	1:28.684	23	3 Laps	1:24.751	82	1 Lap	1:20.401	63	1 Lap	1:19.002
151	2 Laps	1:21.688	94	3 Laps	1:29.084	38	4 Laps	1:28.958	27	55.846	1:16.535	27	56.848	1:16.454
81	1:18.157	1:20.034	21	2 Laps	1:23.813	333	1 Lap	1:21.767	133	4 Laps	1:28.295	82	1 Lap	1:19.321
241	1 Lap	1:21.343	32	3 Laps	1:29.439	11	3 Laps	1:25.560	20	2 Laps	1:24.452	177	5 Laps	1:24.064
19	2 Laps	1:25.873	151	2 Laps	1:20.823				88	2 Laps	1:24.301	20	2 Laps	1:24.217
55	1:19.807	1:22.047							134	4 Laps	1:32.932	133	4 Laps	1:27.417
									23	3 Laps	1:25.231	88	2 Laps	1:24.313

SW Motorsports ClubSport Trophy

RACE 14 - LAP CHART

LAP 30 @ 15:09:29.634			LAP 31 @ 15:10:44.930			LAP 32 @ 15:12:01.200			LAP 33 @ 15:13:16.280			LAP 34 @ 15:14:32.682		
NO	BEHIND	LAP TIME	NO	BEHIND	LAP TIME	NO	BEHIND	LAP TIME	NO	BEHIND	LAP TIME	NO	BEHIND	LAP TIME
5		1:14.699	5		1:15.296	5		1:16.270	5		1:15.080	5		1:16.402
2	1.180	1:15.051	20	3 Laps	1:24.235	2	0.344	1:15.616	2	0.518	1:15.254	2	1.464	1:17.348
134	5 Laps	1:31.265	2	0.998	1:15.114	18	5 Laps	1:29.539	150	3 Laps	2:02.400	73	4 Laps	1:25.516
23	4 Laps	1:26.032	133	5 Laps	1:26.689	177	6 Laps	1:25.322	177	6 Laps	1:24.162	93	3 Laps	1:23.608
333	2 Laps	1:22.102	88	3 Laps	1:25.508	20	3 Laps	1:24.731	18	5 Laps	1:29.639	32	5 Laps	1:29.256
151	3 Laps	1:21.673	333	2 Laps	1:21.472	88	3 Laps	1:26.980	20	3 Laps	1:24.059	177	6 Laps	1:24.183
55	1 Lap	1:20.094	23	4 Laps	1:27.153	133	5 Laps	1:30.365	151	3 Laps	1:19.294	20	3 Laps	1:23.972
241	2 Laps	1:21.712	134	5 Laps	1:30.829	333	2 Laps	1:23.333	88	3 Laps	1:28.034	18	5 Laps	1:29.774
52	2 Laps	1:22.854	151	3 Laps	1:21.494	151	3 Laps	1:19.743	333	2 Laps	1:23.273	151	3 Laps	1:20.791
404	2 Laps	1:19.746	55	1 Lap	1:20.987	55	1 Lap	1:20.202	55	1 Lap	1:21.042	55	1 Lap	1:19.116
11	4 Laps	1:23.971	404	2 Laps	1:19.791	404	2 Laps	1:21.034	777	1 Lap	1:19.274	777	1 Lap	1:19.417
38	5 Laps	1:30.842	241	2 Laps	1:21.885	777	1 Lap	1:19.457	404	2 Laps	1:19.709	333	2 Laps	1:22.186
81	1 Lap	1:17.922	52	2 Laps	1:21.610	241	2 Laps	1:21.357	241	2 Laps	1:19.818	15	37.532	1:19.975
21	3 Laps	1:23.896	777	1 Lap	1:17.127	52	2 Laps	1:21.911	133	5 Laps	1:29.079	404	2 Laps	1:23.121
777	1 Lap	1:18.175	11	4 Laps	1:24.037	23	4 Laps	1:28.076	52	2 Laps	1:19.957	241	2 Laps	1:22.540
107	4 Laps	1:26.112	15	31.320	1:17.371	15	31.281	1:16.231	15	33.959	1:17.758	52	2 Laps	1:22.521
9	2 Laps	1:21.720	21	3 Laps	1:25.717	11	4 Laps	1:24.379	23	4 Laps	1:25.204	88	3 Laps	1:29.573
15	29.245	1:17.493	9	2 Laps	1:21.935	134	5 Laps	1:32.220	11	4 Laps	1:25.507	133	5 Laps	1:28.023
150	2 Laps	1:21.743	150	2 Laps	1:21.471	21	3 Laps	1:23.211	9	2 Laps	1:22.494	23	4 Laps	1:25.423
283	3 Laps	1:22.794	107	4 Laps	1:29.247	9	2 Laps	1:21.704	21	3 Laps	1:24.224	81	1 Lap	1:19.075
94	4 Laps	1:27.001	38	5 Laps	1:32.395	81	1 Lap	1:20.240	81	1 Lap	1:18.654	9	2 Laps	1:23.008
41	2 Laps	1:22.953	283	3 Laps	1:22.931	283	3 Laps	1:24.236	134	5 Laps	1:30.747	11	4 Laps	1:24.693
4	2 Laps	1:23.763	41	2 Laps	1:22.290	41	2 Laps	1:23.117	283	3 Laps	1:22.176	21	3 Laps	1:24.761
19	3 Laps	1:26.218	81	1 Lap	1:35.480	107	4 Laps	1:28.829	46	53.879	1:18.101	46	57.215	1:19.738
32	4 Laps	1:29.387	4	2 Laps	1:22.606	4	2 Laps	1:24.322	41	2 Laps	1:22.048	283	3 Laps	1:23.385
40	2 Laps	1:22.140	19	3 Laps	1:24.457	46	50.858	1:19.831	4	2 Laps	1:24.478	41	2 Laps	1:22.897
46	42.712	1:17.751	94	4 Laps	1:28.334	38	5 Laps	1:30.457	107	4 Laps	1:25.220	27	1:06.430	1:17.632
91	3 Laps	1:33.443	46	47.297	1:19.881	19	3 Laps	1:25.694	721	1 Lap	1:20.062	150	3 Laps	2:15.552
22	3 Laps	1:24.987	40	2 Laps	1:22.715	40	2 Laps	1:21.931	40	2 Laps	1:23.083	721	1 Lap	1:20.888
73	3 Laps	1:24.137	22	3 Laps	1:25.555	94	4 Laps	1:27.622	19	3 Laps	1:25.569	40	2 Laps	1:21.702
721	1 Lap	1:20.325	721	1 Lap	1:21.396	721	1 Lap	1:19.458	27	1:05.200	1:17.007	134	5 Laps	1:32.967
388	2 Laps	1:19.614	32	4 Laps	1:30.270	388	2 Laps	1:20.999	38	5 Laps	1:29.555	4	2 Laps	1:26.897
93	2 Laps	1:21.925	91	3 Laps	1:28.668	22	3 Laps	1:24.479	388	2 Laps	1:21.024	107	4 Laps	1:26.850
63	1 Lap	1:20.253	388	2 Laps	1:23.443	27	1:03.273	1:18.369	94	4 Laps	1:26.808	388	2 Laps	1:20.451
27	58.722	1:16.573	73	3 Laps	1:25.742	91	3 Laps	1:25.247	22	3 Laps	1:24.742	19	3 Laps	1:24.868
80	1 Lap	3:24.292	27	1:01.174	1:17.748	63	1 Lap	1:21.199	63	1 Lap	1:20.130	63	1 Lap	1:21.216
82	1 Lap	1:18.499	93	2 Laps	1:22.564	80	1 Lap	1:21.166	82	1 Lap	1:18.850	80	1 Lap	1:19.820
18	4 Laps	1:28.899	63	1 Lap	1:20.104	73	3 Laps	1:26.276	80	1 Lap	1:21.543	82	1 Lap	1:22.405
177	5 Laps	1:23.603	80	1 Lap	1:18.270	82	1 Lap	1:20.654	91	3 Laps	1:25.946	94	4 Laps	1:27.975
501	1 Lap	1:53.569 P	82	1 Lap	1:18.838	32	4 Laps	1:30.478				38	5 Laps	1:30.494
						93	2 Laps	1:25.104				22	3 Laps	1:27.990

SW Motorsports ClubSport Trophy

RACE 14 - POSITION CHART

No	Name	Lap Pos	Lap																																	
			1	2	3	4	5	6	7	8	9	10	11	12	13	14	15	16	17	18	19	20	21	22	23	24	25	26	27	28	29	30	31	32		
2	HADLEY	1	5	5	5	5	5	5	5	5	5	5	5	5	2	2	2	2	2	2	2	15	80	80	80	80	80	5	5	5	5	5	5	5		
5	ALFORD	2	2	2	2	2	2	2	2	2	2	2	2	2	27	27	27	27	27	27	27	81	63	5	5	5	5	2	2	2	2	2	2	2		
27	BILIMORIA	3	27	27	27	27	27	27	27	27	27	27	15	27	15	15	15	15	15	15	15	777	5	63	2	2	2	80	80	80	15	15	15	15		
15	DYER	4	15	15	15	15	15	15	15	15	15	15	27	15	46	55	55	55	55	55	55	721	2	2	63	63	15	15	15	15	46	46	46	46		
721	MURPHY	5	46	46	46	46	46	118	118	46	118	118	46	46	46	55	81	81	81	81	81	501	15	15	15	15	46	46	46	46	27	27	27	27		
55	COOMER / EVANS	6	118	118	118	118	118	46	46	118	46	46	55	55	55	81	777	777	777	777	777	777	80	388	46	46	46	27	27	27	27	55	55	55	55	
241	MASSEY / PASCALL	7	55	55	55	55	55	55	55	55	55	55	118	81	81	777	721	721	721	721	721	721	63	46	388	388	27	81	55	55	55	81	777	777	777	
52	WALKER	8	81	81	81	81	81	81	81	81	81	81	81	81	777	777	721	501	501	501	501	501	5	55	55	27	55	55	81	81	81	777	81	81	81	
46	TAYLOR	9	721	721	721	721	721	721	721	721	721	721	777	721	721	82	80	82	80	80	80	2	27	27	55	81	777	777	777	777	721	721	721	721		
118	MAY	10	52	52	52	52	52	151	777	777	777	777	721	82	82	501	82	80	63	63	52	388	81	81	81	777	501	501	501	501	63	63	63	63		
4	HARRISON	11	333	177	177	151	151	52	82	82	82	82	82	82	501	501	80	63	63	52	52	63	46	777	777	777	501	721	721	721	721	80	80	80	82	
151	COX	12	177	333	151	82	82	82	52	52	52	52	501	80	80	63	52	52	177	5	5	55	721	501	501	721	63	63	63	63	82	82	82	80		
82	SOTHISRIHARI	13	151	151	82	177	777	777	501	501	501	501	80	63	63	52	150	333	5	388	388	27	501	721	721	82	82	82	82	82	501	333	333	333		
333	KILROY	14	82	82	333	777	177	177	63	80	80	80	63	52	52	93	333	91	388	46	46	82	82	82	82	52	333	333	333	333	333	404	404	404		
777	ANDRADE	15	241	63	63	333	63	63	80	63	63	63	52	93	93	150	177	4	46	88	20	52	52	52	52	333	52	52	52	241	404	241	241	241		
81	GALLACHER	16	777	777	777	63	501	501	177	93	93	93	93	177	177	333	4	177	20	20	88	333	333	333	333	241	241	241	241	52	241	52	52	52		
177	JUKES D / JUKES J	17	63	80	80	501	80	93	93	177	177	177	177	150	333	177	91	241	88	82	82	241	241	241	241	404	404	404	404	404	52	9	9	9		
11	CULLEY	18	150	150	501	93	93	80	333	333	150	150	150	333	150	4	241	5	82	333	333	9	404	404	404	9	9	9	9	9	9	9	41	41	41	
73	PARSONS	19	4	501	150	80	333	333	150	150	333	333	333	4	4	241	41	388	333	241	241	404	9	9	9	150	150	150	150	150	150	4	4	40	40	
23	OATES	20	93	93	93	150	150	150	4	4	4	4	4	4	241	241	91	388	20	107	107	9	41	41	150	150	41	41	41	4	41	41	40	40	4	
63	WOOD	21	80	241	4	4	4	4	241	241	241	241	241	9	40	41	5	88	241	41	150	150	150	41	41	4	4	4	4	4	4	388	388	388	388	
9	BROUGH	22	501	4	241	241	241	241	40	40	40	40	40	40	40	91	388	20	46	41	9	404	4	4	4	4	40	40	40	40	40	40	93	93	93	
150	STEPHENS	23	9	9	41	41	41	40	41	41	41	41	91	91	404	5	88	21	9	150	41	40	40	40	40	93	388	388	388	388	388	150	20	20	20	
388	PRICE	24	23	41	91	40	40	41	91	91	9	91	41	41	41	20	46	32	150	404	107	93	93	93	93	388	93	93	93	93	93	20	151	151	151	
20	COGSWELL D / COGS	25	20	91	40	91	9	9	9	9	91	9	9	404	388	88	21	107	404	4	4	20	20	20	20	20	20	20	20	20	20	151	88	88	88	
93	HAYES J / BRUCE	26	41	40	9	9	91	91	20	20	404	404	404	388	20	21	32	41	93	93	93	88	88	88	88	88	88	88	88	88	88	88	88	88	21	21
501	WALKINGSHAW	27	91	20	20	20	20	20	88	404	388	388	388	20	88	73	107	93	4	40	40	91	91	91	91	21	151	151	151	151	151	21	283	283	283	
80	WHITE	28	94	88	88	88	88	88	404	88	20	20	20	88	19	94	93	9	91	91	91	177	21	21	21	151	21	21	21	21	21	283	150	150	150	
91	ELLIOTT-NOWOBILSK	29	40	94	94	19	404	404	388	388	88	88	88	88	19	21	23	9	150	40	177	177	21	19	19	151	91	91	283	283	283	283	19	19	19	
94	MITCHELL / COCHRAN	30	88	23	19	404	19	388	19	19	19	19	19	283	73	32	134	404	19	19	21	19	151	151	19	19	283	91	19	19	19	22	22	22	22	
41	MERCER	31	11	19	23	94	388	19	22	21	21	21	22	21	94	107	404	40	21	21	19	283	283	283	283	283	19	19	91	22	22	91	91	91	91	
88	ADCOCK P / ADCOCK	32	73	404	404	388	94	22	21	22	22	73	21	73	23	9	40	19	283	283	283	151	22	22	22	22	22	22	22	22	91	91	73	73	73	
18	DOUGILL	33	19	73	22	23	22	21	73	73	73	22	73	94	32	134	19	283	22	22	22	22	73	73	73	73	73	73	73	73	73	23	23	23	23	
21	O'FARRELL	34	404	22	388	22	23	94	94	94	283	283	283	23	107	404	283	22	73	151	151	73	23	23	23	23	23	23	23	23	23	23	11	11	11	
19	BELL / MAILINGS	35	21	11	73	73	21	73	283	283	94	94	94	151	18	40	22	73	151	73	73	23	11	107	11	11	11	11	11	11	11	11	107	107	107	
40	RADFORD	36	22	21	21	21	73	23	23	23	23	23	23	32	134	38	73	151	23	23	23	11	107	11	107	107	107	107	107	107	107	94	94	94	94	
404	BANCROFT	37	18	388	283	283	283	283	32	32	32	151	151	107	9	19	151	23	94	94	94	107	94	94	94	94	94	94	94	94	94	94	94	94	94	
32	JONES	38	32	18	11	18	18	32	11	11	11	32	32	18	38	283	23	94	32	32	11	94	32	32	32	32	32	32	32	32	32	32	32	32	32	
22	FANTANA	39	134	283	18	134	134	18	18	107	151	11	11	134	283	22	94	11	11	11	32	32	18	18	18	18	18	18	18	18	18	18	18	18	18	
134	JEPP / HARVEY	40	283	32	134	11	32	11	107	18	107	107	107	133	22	151	11	18	18	18	18	18	134	134	133	133	133	133	133	133	133	133	133	133	133	
133	RISBRIDGER / JACOB	41	133	134	32	32	11	134	134	134	18	18	18	38	151	18	18	134	134	134	134	134	133	133	134	134	134	134	134	134	134	134	134	134	134	
107	WATSON	42	107	107	107	107	107	107	151	151	134	134	134	22	11	11	133	133	133	133	133	133	38	38	38	38	38	38	38	38	38	38	38	38	38	
283	STONE	43	388	133	133	133	133	133	133	133	133	133	133	11	133	133	38	38	38	38	38	38	177	177	177	177	177	177	177	177	177	177	177	177	177	
38	HOBBS	44	38	38	38	38	38	38	38	38	38	38	38	38	38	38	38	38	38	38	38	38	38	38	38	38	38	38	38	38	38	38	38	38	38	

SW Motorsports ClubSport Trophy

RACE 14 - POSITION CHART

No	Name	Lap	33	34
		Pos		
2	HADLEY	1	5	5
5	ALFORD	2	2	2
27	BILIMORIA	3	15	15
15	DYER	4	46	46
721	MURPHY	5	27	27
55	COOMER / EVANS	6	55	
241	MASSEY / PASCALL	7	777	
52	WALKER	8	81	
46	TAYLOR	9	721	
118	MAY	10	63	
4	HARRISON	11	80	
151	COX	12	82	
82	SOTHISRIHARI	13		
333	KILROY	14		
777	ANDRADE	15		
81	GALLACHER	16		
177	JUKES D / JUKES J	17		
11	CULLEY	18		
73	PARSONS	19		
23	OATES	20		
63	WOOD	21		
9	BROUGH	22		
150	STEPHENS	23		
388	PRICE	24		
20	COGSWELL D / COGS	25		
93	HAYES J / BRUCE	26		
501	WALKINGSHAW	27		
80	WHITE	28		
91	ELLIOTT-NOWOBILSK	29		
94	MITCHELL / COCHRAN	30		
41	MERCER	31		
88	ADCOCK P / ADCOCK	32		
18	DOUGILL	33		
21	O'FARRELL	34		
19	BELL / MAILINGS	35		
40	RADFORD	36		
404	BANCROFT	37		
32	JONES	38		
22	FANTANA	39		
134	JEPP / HARVEY	40		
133	RISBRIDGER / JACOB	41		
107	WATSON	42		
283	STONE	43		
38	HOBBS	44		

SW Motorsports ClubSport Trophy

RACE 14 - LAP ANALYSIS

DIFF = Difference To Personal Best Lap

P1 5 James ALFORD				
LAP	LAP TIME	DIFF	MPH	TIME OF DAY
1 -	1:15.950	1.725	87.73	14:30:41.215
2 -	1:14.225 (1)		89.77	14:31:55.440
3 -	1:14.496	0.271	89.44	14:33:09.936
4 -	1:14.733	0.508	89.16	14:34:24.669
5 -	1:15.405	1.180	88.36	14:35:40.074
6 -	1:15.605	1.380	88.13	14:36:55.679
7 -	1:14.287 (2)	0.062	89.69	14:38:09.966
8 -	1:17.094	2.869	86.42	14:39:27.060
9 -	1:20.699	6.474	82.56	14:40:47.759
10 -	1:15.467	1.242	88.29	14:42:03.226
11 -	1:15.749	1.524	87.96	14:43:18.975
12 -	1:17.498	3.273	85.97	14:44:36.473
13 -	1:15.084 P	0.859	88.74	14:45:51.557
14 -	3:15.168	2:00.943	34.14	14:49:06.725
15 -	1:15.284	1.059	88.50	14:50:22.009
16 -	1:15.381	1.156	88.39	14:51:37.390
17 -	1:14.349 (3)	0.124	89.62	14:52:51.739
18 -	1:14.467	0.242	89.47	14:54:06.206
19 -	1:15.477	1.252	88.28	14:55:21.683
20 -	1:15.619	1.394	88.11	14:56:37.302
21 -	1:15.425	1.200	88.34	14:57:52.727
22 -	1:16.480	2.255	87.12	14:59:09.207
23 -	1:15.352	1.127	88.42	15:00:24.559
24 -	1:20.477	6.252	82.79	15:01:45.036
25 -	1:18.919	4.694	84.43	15:03:03.955
26 -	1:18.793	4.568	84.56	15:04:22.748
27 -	1:18.649	4.424	84.72	15:05:41.397
28 -	1:18.086	3.861	85.33	15:06:59.483
29 -	1:15.452	1.227	88.31	15:08:14.935
30 -	1:14.699	0.474	89.20	15:09:29.634
31 -	1:15.296	1.071	88.49	15:10:44.930
32 -	1:16.270	2.045	87.36	15:12:01.200
33 -	1:15.080	0.855	88.74	15:13:16.280
34 -	1:16.402	2.177	87.21	15:14:32.682

P2 2 Jamie HADLEY				
LAP	LAP TIME	DIFF	MPH	TIME OF DAY
1 -	1:16.593	2.421	86.99	14:30:41.858
2 -	1:14.754	0.582	89.13	14:31:56.612
3 -	1:14.172 (1)		89.83	14:33:10.784
4 -	1:14.679 (3)	0.507	89.22	14:34:25.463
5 -	1:15.093	0.921	88.73	14:35:40.556
6 -	1:16.251	2.079	87.38	14:36:56.807
7 -	1:14.604 (2)	0.432	89.31	14:38:11.411
8 -	1:16.288	2.116	87.34	14:39:27.699
9 -	1:20.522	6.350	82.75	14:40:48.221
10 -	1:15.873	1.701	87.82	14:42:04.094
11 -	1:15.430	1.258	88.33	14:43:19.524
12 -	1:17.186	3.014	86.32	14:44:36.710
13 -	1:16.966	2.794	86.57	14:45:53.676
14 -	1:15.447	1.275	88.31	14:47:09.123
15 -	1:15.901	1.729	87.78	14:48:25.024
16 -	1:17.461	3.289	86.02	14:49:42.485
17 -	1:17.488	3.316	85.99	14:50:59.973
18 -	1:15.414	1.242	88.35	14:52:15.387
19 -	1:09.787 P		95.47	14:53:25.174
20 -	3:14.670	2:00.498	34.22	14:56:39.844
21 -	1:15.259	1.087	88.53	14:57:55.103
22 -	1:15.324	1.152	88.46	14:59:10.427
23 -	1:15.561	1.389	88.18	15:00:25.988
24 -	1:19.854	5.682	83.44	15:01:45.842
25 -	1:18.383	4.211	85.00	15:03:04.225

DIFF = Difference To Personal Best Lap

26 -	1:18.748	4.576	84.61	15:04:22.973
27 -	1:18.712	4.540	84.65	15:05:41.685
28 -	1:18.366	4.194	85.02	15:07:00.051
29 -	1:15.712	1.540	88.00	15:08:15.763
30 -	1:15.051	0.879	88.78	15:09:30.814
31 -	1:15.114	0.942	88.70	15:10:45.928
32 -	1:15.616	1.444	88.11	15:12:01.544
33 -	1:15.254	1.082	88.54	15:13:16.798
34 -	1:17.348	3.176	86.14	15:14:34.146

P3 15 Andrew DYER				
LAP	LAP TIME	DIFF	MPH	TIME OF DAY
1 -	1:18.758	3.325	84.60	14:30:44.023
2 -	1:15.433 (1)		88.33	14:31:59.456
3 -	1:15.716	0.283	88.00	14:33:15.172
4 -	1:16.842	1.409	86.71	14:34:32.014
5 -	1:16.529	1.096	87.06	14:35:48.543
6 -	1:16.489	1.056	87.11	14:37:05.032
7 -	1:18.028	2.595	85.39	14:38:23.060
8 -	1:17.076	1.643	86.45	14:39:40.136
9 -	1:15.701 (3)	0.268	88.02	14:40:55.837
10 -	1:18.126	2.693	85.28	14:42:13.963
11 -	1:16.511	1.078	87.08	14:43:30.474
12 -	1:17.276	1.843	86.22	14:44:47.750
13 -	1:19.008	3.575	84.33	14:46:06.758
14 -	1:16.426	0.993	87.18	14:47:23.184
15 -	1:17.992	2.559	85.43	14:48:41.176
16 -	1:16.623	1.190	86.96	14:49:57.799
17 -	1:17.153	1.720	86.36	14:51:14.952
18 -	1:17.676	2.243	85.78	14:52:32.628
19 -	1:17.071	1.638	86.45	14:53:49.699
20 -	1:11.515 P		93.17	14:55:01.214
21 -	3:17.223	2:01.790	33.78	14:58:18.437
22 -	1:16.980	1.547	86.55	14:59:35.417
23 -	1:17.226	1.793	86.28	15:00:52.643
24 -	1:21.260	5.827	81.99	15:02:13.903
25 -	1:19.809	4.376	83.48	15:03:33.712
26 -	1:19.780	4.347	83.52	15:04:53.492
27 -	1:15.574 (2)	0.141	88.16	15:06:09.066
28 -	1:16.035	0.602	87.63	15:07:25.101
29 -	1:16.285	0.852	87.34	15:08:41.386
30 -	1:17.493	2.060	85.98	15:09:58.879
31 -	1:17.371	1.938	86.12	15:11:16.250
32 -	1:16.231	0.798	87.40	15:12:32.481
33 -	1:17.758	2.325	85.69	15:13:50.239
34 -	1:19.975	4.542	83.31	15:15:10.214

P4 46 Matty TAYLOR				
LAP	LAP TIME	DIFF	MPH	TIME OF DAY
1 -	1:19.816	4.539	83.48	14:30:45.081
2 -	1:15.277 (1)		88.51	14:32:00.358
3 -	1:17.098	1.821	86.42	14:33:17.456
4 -	1:17.767	2.490	85.68	14:34:35.223
5 -	1:16.777	1.500	86.78	14:35:52.000
6 -	1:18.870	3.593	84.48	14:37:10.870
7 -	1:17.121	1.844	86.39	14:38:27.991
8 -	1:18.089	2.812	85.32	14:39:46.080
9 -	1:16.878	1.601	86.67	14:41:02.958
10 -	1:17.281	2.004	86.22	14:42:20.239
11 -	1:17.733	2.456	85.71	14:43:37.972
12 -	1:17.771	2.494	85.67	14:44:55.743
13 -	1:18.471	3.194	84.91	14:46:14.214
14 -	1:14.808 P		89.07	14:47:29.022
15 -	3:14.930	1:59.653	34.18	14:50:43.952

SW Motorsports ClubSport Trophy

RACE 14 - LAP ANALYSIS

DIFF = Difference To Personal Best Lap

16 -	1:16.589	1.312	86.99	14:52:00.541
17 -	1:17.215	1.938	86.29	14:53:17.756
18 -	1:16.866	1.589	86.68	14:54:34.622
19 -	1:17.398	2.121	86.09	14:55:52.020
20 -	1:15.700 (2)	0.423	88.02	14:57:07.720
21 -	1:16.258 (3)	0.981	87.37	14:58:23.978
22 -	1:16.820	1.543	86.73	14:59:40.798
23 -	1:19.556	4.279	83.75	15:01:00.354
24 -	1:18.558	3.281	84.81	15:02:18.912
25 -	1:21.493	6.216	81.76	15:03:40.405
26 -	1:19.992	4.715	83.29	15:05:00.397
27 -	1:18.304	3.027	85.09	15:06:18.701
28 -	1:18.646	3.369	84.72	15:07:37.347
29 -	1:17.248	1.971	86.25	15:08:54.595
30 -	1:17.751	2.474	85.69	15:10:12.346
31 -	1:19.881	4.604	83.41	15:11:32.227
32 -	1:18.831	4.554	83.46	15:12:52.058
33 -	1:18.101	2.824	85.31	15:14:10.159
34 -	1:19.738	4.461	83.56	15:15:29.897

P5 27 Phiroze BILIMORIA

LAP	LAP TIME	DIFF	MPH	TIME OF DAY
1 -	1:17.602	1.642	85.86	14:30:42.867
2 -	1:15.960 (1)		87.72	14:31:58.827
3 -	1:16.045 (2)	0.085	87.62	14:33:14.872
4 -	1:16.773	0.813	86.79	14:34:31.645
5 -	1:16.698	0.738	86.87	14:35:48.343
6 -	1:16.475	0.515	87.12	14:37:04.818
7 -	1:18.203	2.243	85.20	14:38:23.021
8 -	1:16.397	0.437	87.21	14:39:39.418
9 -	1:16.104 (3)	0.144	87.55	14:40:55.522
10 -	1:17.910	1.950	85.52	14:42:13.432
11 -	1:16.500	0.540	87.10	14:43:29.932
12 -	1:17.939	1.979	85.49	14:44:47.871
13 -	1:18.517	2.557	84.86	14:46:06.388
14 -	1:16.539	0.579	87.05	14:47:22.927
15 -	1:18.012	2.052	85.41	14:48:40.939
16 -	1:16.634	0.674	86.94	14:49:57.573
17 -	1:17.065	1.105	86.46	14:51:14.638
18 -	1:17.777	1.817	85.67	14:52:32.415
19 -	1:12.205 P		92.28	14:53:44.620
20 -	3:51.666	2:35.706	28.76	14:57:36.286
21 -	1:18.054	2.094	85.36	14:58:54.340
22 -	1:17.480	1.520	85.99	15:00:11.820
23 -	1:17.721	1.761	85.73	15:01:29.541
24 -	1:17.997	2.037	85.42	15:02:47.538
25 -	1:17.515	1.555	85.96	15:04:05.053
26 -	1:17.217	1.257	86.29	15:05:22.270
27 -	1:16.524	0.564	87.07	15:06:38.794
28 -	1:16.535	0.575	87.06	15:07:55.329
29 -	1:16.454	0.494	87.15	15:09:11.783
30 -	1:16.573	0.613	87.01	15:10:28.356
31 -	1:17.748	1.788	85.70	15:11:46.104
32 -	1:18.369	2.409	85.02	15:13:04.473
33 -	1:17.007	1.047	86.52	15:14:21.480
34 -	1:17.632	1.672	85.83	15:15:39.112

P6 55 COOMER / EVANS

LAP	LAP TIME	DIFF	MPH	TIME OF DAY
1 -	1:20.970	5.180	82.29	14:30:46.235
2 -	1:16.652	0.862	86.92	14:32:02.887
3 -	1:15.790 (1)		87.91	14:33:18.677
4 -	1:17.482	1.692	85.99	14:34:36.159
5 -	1:17.340	1.550	86.15	14:35:53.499

DIFF = Difference To Personal Best Lap

6 -	1:18.147	2.357	85.26	14:37:11.646
7 -	1:17.373	1.583	86.11	14:38:29.019
8 -	1:19.785	3.995	83.51	14:39:48.804
9 -	1:16.521 (3)	0.731	87.07	14:41:05.325
10 -	1:17.159	1.369	86.35	14:42:22.484
11 -	1:18.375	2.585	85.01	14:43:40.859
12 -	1:17.203	1.413	86.30	14:44:58.062
13 -	1:18.864	3.074	84.49	14:46:16.926
14 -	1:17.153	1.363	86.36	14:47:34.079
15 -	1:16.469 (2)	0.679	87.13	14:48:50.548
16 -	1:18.256	2.466	85.14	14:50:08.804
17 -	1:21.238	5.448	82.02	14:51:30.042
18 -	1:17.260	1.470	86.24	14:52:47.302
19 -	1:12.638 P		91.73	14:53:59.940
20 -	3:23.898	2:08.108	32.67	14:57:23.838
21 -	1:25.158	9.368	78.24	14:58:48.996
22 -	1:22.306	6.516	80.95	15:00:11.302
23 -	1:22.396	6.606	80.86	15:01:33.698
24 -	1:26.674	10.884	76.87	15:03:00.372
25 -	1:22.047	6.257	81.21	15:04:22.419
26 -	1:21.856	6.066	81.40	15:05:44.275
27 -	1:21.104	5.314	82.15	15:07:05.379
28 -	1:19.893	4.103	83.40	15:08:25.272
29 -	1:20.094	4.304	83.19	15:09:45.366
30 -	1:20.987	5.197	82.27	15:11:06.353
31 -	1:20.202	4.412	83.08	15:12:26.555
32 -	1:21.042	5.252	82.21	15:13:47.597
33 -	1:19.116	3.326	84.22	15:15:06.713

P7 777 Rob ANDRADE

LAP	LAP TIME	DIFF	MPH	TIME OF DAY
1 -	1:29.365	12.238	74.56	14:30:54.630
2 -	1:23.848	6.721	79.46	14:32:18.478
3 -	1:21.207	4.080	82.05	14:33:39.685
4 -	1:20.850	3.723	82.41	14:35:00.535
5 -	1:19.345	2.218	83.97	14:36:19.880
6 -	1:18.878	1.751	84.47	14:37:38.758
7 -	1:17.518 (2)	0.391	85.95	14:38:56.276
8 -	1:22.107	4.980	81.15	14:40:18.383
9 -	1:20.073	2.946	83.21	14:41:38.456
10 -	1:18.090	0.963	85.32	14:42:56.546
11 -	1:19.434	2.307	83.88	14:44:15.980
12 -	1:19.188	2.061	84.14	14:45:35.168
13 -	1:19.035	1.908	84.30	14:46:54.203
14 -	1:18.686	1.559	84.68	14:48:12.889
15 -	1:18.727	1.600	84.63	14:49:31.616
16 -	1:19.125	1.998	84.21	14:50:50.741
17 -	1:18.859	1.732	84.49	14:52:09.600
18 -	1:18.198	1.071	85.20	14:53:27.798
19 -	1:19.041	1.914	84.30	14:54:46.839
20 -	1:17.714 P	0.587	85.74	14:56:04.553
21 -	3:14.663	1:57.536	34.22	14:59:19.216
22 -	1:19.593	2.466	83.71	15:00:38.809
23 -	1:21.232	4.105	82.02	15:02:00.041
24 -	1:18.959	1.832	84.38	15:03:19.000
25 -	1:17.976 (3)	0.849	85.45	15:04:36.976
26 -	1:18.782	1.655	84.57	15:05:55.758
27 -	1:19.234	2.107	84.09	15:07:14.992
28 -	1:18.823	1.696	84.53	15:08:33.815
29 -	1:18.175	1.048	85.23	15:09:51.990
30 -	1:17.127 (1)		86.39	15:11:09.117
31 -	1:19.457	2.330	83.85	15:12:28.574
32 -	1:19.274	2.147	84.05	15:13:47.848
33 -	1:19.417	2.290	83.90	15:15:07.265

SW Motorsports ClubSport Trophy

RACE 14 - LAP ANALYSIS

DIFF = Difference To Personal Best Lap

P8 81 William GALLACHER				
LAP	LAP TIME	DIFF	MPH	TIME OF DAY
1 -	1:25.263	7.629	78.14	14:30:50.528
2 -	1:19.352	1.718	83.97	14:32:09.880
3 -	1:19.328	1.694	83.99	14:33:29.208
4 -	1:19.001	1.367	84.34	14:34:48.209
5 -	1:19.891	2.257	83.40	14:36:08.100
6 -	1:18.059	0.425	85.36	14:37:26.159
7 -	1:20.324	2.690	82.95	14:38:46.483
8 -	1:19.193	1.559	84.13	14:40:05.676
9 -	1:19.093	1.459	84.24	14:41:24.769
10 -	1:18.095	0.461	85.32	14:42:42.864
11 -	1:21.226	3.592	82.03	14:44:04.090
12 -	1:19.290	1.656	84.03	14:45:23.380
13 -	1:17.640 (2)	0.006	85.82	14:46:41.020
14 -	1:17.782 (3)	0.148	85.66	14:47:58.802
15 -	1:17.927	0.293	85.50	14:49:16.729
16 -	1:17.634 (1)		85.82	14:50:34.363
17 -	1:19.217	1.583	84.11	14:51:53.580
18 -	1:19.099	1.465	84.23	14:53:12.679
19 -	1:18.524	0.890	84.85	14:54:31.203
20 -	1:12.782 P		91.55	14:55:43.985
21 -	3:17.456	1:59.822	33.74	14:59:01.441
22 -	1:19.262	1.628	84.06	15:00:20.703
23 -	1:20.677	3.043	82.59	15:01:41.380
24 -	1:19.355	1.721	83.96	15:03:00.735
25 -	1:20.034	2.400	83.25	15:04:20.769
26 -	1:34.587	16.953	70.44	15:05:55.356
27 -	1:19.061	1.427	84.27	15:07:14.417
28 -	1:19.080	1.446	84.25	15:08:33.497
29 -	1:17.922	0.288	85.51	15:09:51.419
30 -	1:35.480	17.846	69.78	15:11:26.899
31 -	1:20.240	2.606	83.04	15:12:47.139
32 -	1:18.654	1.020	84.71	15:14:05.793
33 -	1:19.075	1.441	84.26	15:15:24.868

P9 721 Chris MURPHY				
LAP	LAP TIME	DIFF	MPH	TIME OF DAY
1 -	1:26.167	7.441	77.32	14:30:51.432
2 -	1:21.107	2.381	82.15	14:32:12.539
3 -	1:19.946	1.220	83.34	14:33:32.485
4 -	1:19.960	1.234	83.33	14:34:52.445
5 -	1:20.235	1.509	83.04	14:36:12.680
6 -	1:19.866	1.140	83.43	14:37:32.546
7 -	1:19.999	1.273	83.29	14:38:52.545
8 -	1:22.603	3.877	80.66	14:40:15.148
9 -	1:21.306	2.580	81.95	14:41:36.454
10 -	1:19.577	0.851	83.73	14:42:56.031
11 -	1:20.889	2.163	82.37	14:44:16.920
12 -	1:20.883	2.157	82.38	14:45:37.803
13 -	1:19.770	1.044	83.53	14:46:57.573
14 -	1:21.025	2.299	82.23	14:48:18.598
15 -	1:19.209 (3)	0.483	84.12	14:49:37.807
16 -	1:19.127 (2)	0.401	84.20	14:50:56.934
17 -	1:19.861	1.135	83.43	14:52:16.795
18 -	1:18.726 (1)		84.63	14:53:35.521
19 -	1:20.809	2.083	82.45	14:54:56.330
20 -	1:14.607 P		89.31	14:56:10.937
21 -	3:22.363	2:03.637	32.92	14:59:33.300
22 -	1:21.020	2.294	82.24	15:00:54.320
23 -	1:21.589	2.863	81.66	15:02:15.909
24 -	1:20.389	1.663	82.88	15:03:36.298
25 -	1:20.727	2.001	82.54	15:04:57.025
26 -	1:20.059	1.333	83.22	15:06:17.084

DIFF = Difference To Personal Best Lap

27 -	1:19.266	0.540	84.06	15:07:36.350
28 -	1:21.093	2.367	82.16	15:08:57.443
29 -	1:20.325	1.599	82.95	15:10:17.768
30 -	1:21.396	2.670	81.86	15:11:39.164
31 -	1:19.458	0.732	83.85	15:12:58.622
32 -	1:20.062	1.336	83.22	15:14:18.684
33 -	1:20.888	2.162	82.37	15:15:39.572

P10 63 Steve WOOD				
LAP	LAP TIME	DIFF	MPH	TIME OF DAY
1 -	1:29.915	10.913	74.10	14:30:55.180
2 -	1:22.624	3.622	80.64	14:32:17.804
3 -	1:21.461	2.459	81.79	14:33:39.265
4 -	1:23.091	4.089	80.19	14:35:02.356
5 -	1:19.521	0.519	83.79	14:36:21.877
6 -	1:20.191	1.189	83.09	14:37:42.068
7 -	1:22.752	3.750	80.52	14:39:04.820
8 -	1:22.925	3.923	80.35	14:40:27.745
9 -	1:20.175	1.173	83.10	14:41:47.920
10 -	1:19.944	0.942	83.34	14:43:07.864
11 -	1:20.800	1.798	82.46	14:44:28.664
12 -	1:19.147 (2)	0.145	84.18	14:45:47.811
13 -	1:20.200	1.198	83.08	14:47:08.011
14 -	1:19.980	0.978	83.31	14:48:27.991
15 -	1:20.171	1.169	83.11	14:49:48.162
16 -	1:21.472	2.470	81.78	14:51:09.634
17 -	1:19.431 (3)	0.429	83.88	14:52:29.065
18 -	1:20.883	1.881	82.38	14:53:49.948
19 -	1:20.821	1.819	82.44	14:55:10.769
20 -	1:19.704	0.702	83.59	14:56:30.473
21 -	1:19.618	0.616	83.68	14:57:50.091
22 -	1:20.129	1.127	83.15	14:59:10.220
23 -	1:19.753	0.751	83.54	15:00:29.973
24 -	1:17.240 P		86.26	15:01:47.213
25 -	3:19.648	2:00.646	33.37	15:05:06.861
26 -	1:20.355	1.353	82.92	15:06:27.216
27 -	1:20.552	1.550	82.71	15:07:47.768
28 -	1:19.002 (1)		84.34	15:09:06.770
29 -	1:20.253	1.251	83.02	15:10:27.023
30 -	1:20.104	1.102	83.18	15:11:47.127
31 -	1:21.199	2.197	82.06	15:13:08.326
32 -	1:20.130	1.128	83.15	15:14:28.456
33 -	1:21.216	2.214	82.04	15:15:49.672

P11 80 Kristian WHITE				
LAP	LAP TIME	DIFF	MPH	TIME OF DAY
1 -	1:31.918	13.711	72.49	14:30:57.183
2 -	1:22.380	4.173	80.88	14:32:19.563
3 -	1:20.411	2.204	82.86	14:33:39.974
4 -	1:23.292	5.085	79.99	14:35:03.266
5 -	1:19.857	1.650	83.43	14:36:23.123
6 -	1:21.468	3.261	81.78	14:37:44.591
7 -	1:20.454	2.247	82.82	14:39:05.045
8 -	1:21.875	3.668	81.38	14:40:26.920
9 -	1:19.738	1.531	83.56	14:41:46.658
10 -	1:19.685	1.478	83.61	14:43:06.343
11 -	1:19.667	1.460	83.63	14:44:26.010
12 -	1:18.642	0.435	84.72	14:45:44.652
13 -	1:19.161	0.954	84.17	14:47:03.813
14 -	1:19.222	1.015	84.10	14:48:23.035
15 -	1:20.264	2.057	83.01	14:49:43.299
16 -	1:21.336	3.129	81.92	14:51:04.635
17 -	1:18.637 (3)	0.430	84.73	14:52:23.272
18 -	1:18.207 (1)		85.19	14:53:41.479

SW Motorsports ClubSport Trophy

RACE 14 - LAP ANALYSIS

DIFF = Difference To Personal Best Lap

19 -	1:19.730	1.523	83.57	14:55:01.209	
20 -	1:20.216	2.009	83.06	14:56:21.425	
21 -	1:19.355	1.148	83.96	14:57:40.780	
22 -	1:18.955	0.748	84.39	14:58:59.735	
23 -	1:20.748	2.541	82.51	15:00:20.483	
24 -	1:21.997	3.790	81.26	15:01:42.480	
25 -	1:20.132	1.925	83.15	15:03:02.612	
26 -	1:21.265	3.058	81.99	15:04:23.877	
27 -	1:24.896	6.689	78.48	15:05:48.773	
28 -	1:16.289	P	87.34	15:07:05.062	
29 -	3:24.292	2:06.085	32.61	15:10:29.354	
30 -	1:18.270	(2)	0.063	85.13	15:11:47.624
31 -	1:21.166	2.959	82.09	15:13:08.790	
32 -	1:21.543	3.336	81.71	15:14:30.333	
33 -	1:19.820	1.613	83.47	15:15:50.153	

P12 82 Saranga SOTHISRIHARI

LAP	LAP TIME	DIFF	MPH	TIME OF DAY	
1 -	1:28.560	10.061	75.23	14:30:53.825	
2 -	1:22.526	4.027	80.74	14:32:16.351	
3 -	1:19.742	1.243	83.55	14:33:36.093	
4 -	1:20.882	2.383	82.38	14:34:56.975	
5 -	1:19.466	0.967	83.85	14:36:16.441	
6 -	1:20.118	1.619	83.16	14:37:36.559	
7 -	1:22.030	3.531	81.22	14:38:58.589	
8 -	1:21.207	2.708	82.05	14:40:19.796	
9 -	1:22.651	4.152	80.61	14:41:42.447	
10 -	1:21.122	2.623	82.13	14:43:03.569	
11 -	1:19.433	0.934	83.88	14:44:23.002	
12 -	1:19.488	0.989	83.82	14:45:42.490	
13 -	1:18.996	0.497	84.34	14:47:01.486	
14 -	1:20.132	1.633	83.15	14:48:21.618	
15 -	1:21.942	3.443	81.31	14:49:43.560	
16 -	1:17.991	P	85.43	14:51:01.551	
17 -	3:22.640	2:04.141	32.88	14:54:24.191	
18 -	1:19.030	0.531	84.31	14:55:43.221	
19 -	1:19.041	0.542	84.30	14:57:02.262	
20 -	1:23.023	4.524	80.25	14:58:25.285	
21 -	1:19.622	1.123	83.68	14:59:44.907	
22 -	1:21.438	2.939	81.81	15:01:06.345	
23 -	1:25.176	6.677	78.22	15:02:31.521	
24 -	1:20.940	2.441	82.32	15:03:52.461	
25 -	1:21.572	3.073	81.68	15:05:14.033	
26 -	1:19.348	0.849	83.97	15:06:33.381	
27 -	1:20.401	1.902	82.87	15:07:53.782	
28 -	1:19.321	0.822	84.00	15:09:13.103	
29 -	1:18.499	(1)	84.88	15:10:31.602	
30 -	1:18.838	(2)	0.339	84.51	15:11:50.440
31 -	1:20.654	2.155	82.61	15:13:11.094	
32 -	1:18.850	(3)	0.351	84.50	15:14:29.944
33 -	1:22.405	3.906	80.85	15:15:52.349	

P13 333 Stuart KILROY

LAP	LAP TIME	DIFF	MPH	TIME OF DAY	
1 -	1:26.881	6.425	76.69	14:30:52.146	
2 -	1:22.805	2.349	80.46	14:32:14.951	
3 -	1:24.081	3.625	79.24	14:33:39.032	
4 -	1:23.055	2.599	80.22	14:35:02.087	
5 -	1:22.782	2.326	80.49	14:36:24.869	
6 -	1:20.728	(2)	0.272	82.53	14:37:45.597
7 -	1:21.663	1.207	81.59	14:39:07.260	
8 -	1:22.825	2.369	80.44	14:40:30.085	
9 -	1:22.085	1.629	81.17	14:41:52.170	
10 -	1:21.917	1.461	81.34	14:43:14.087	

DIFF = Difference To Personal Best Lap

11 -	1:22.101	1.645	81.15	14:44:36.188	
12 -	1:23.214	2.758	80.07	14:45:59.402	
13 -	1:21.855	1.399	81.40	14:47:21.257	
14 -	1:22.339	1.883	80.92	14:48:43.596	
15 -	1:21.171	0.715	82.08	14:50:04.767	
16 -	1:18.361	P	85.03	14:51:23.128	
17 -	3:20.101	1:59.645	33.29	14:54:43.229	
18 -	1:20.924	0.468	82.33	14:56:04.153	
19 -	1:21.180	0.724	82.07	14:57:25.333	
20 -	1:22.603	2.147	80.66	14:58:47.936	
21 -	1:20.456	(1)	82.81	15:00:08.392	
22 -	1:20.834	(3)	0.378	82.43	15:01:29.226
23 -	1:21.178	0.722	82.08	15:02:50.404	
24 -	1:21.037	0.581	82.22	15:04:11.441	
25 -	1:22.601	2.145	80.66	15:05:34.042	
26 -	1:21.767	1.311	81.49	15:06:55.809	
27 -	1:21.397	0.941	81.86	15:08:17.206	
28 -	1:22.102	1.646	81.15	15:09:39.308	
29 -	1:21.472	1.016	81.78	15:11:00.780	
30 -	1:23.333	2.877	79.95	15:12:24.113	
31 -	1:23.273	2.817	80.01	15:13:47.386	
32 -	1:22.186	1.730	81.07	15:15:09.572	

P14 404 Richard BANCROFT

LAP	LAP TIME	DIFF	MPH	TIME OF DAY	
1 -	1:43.086	24.504	64.63	14:31:08.351	
2 -	1:29.234	10.652	74.67	14:32:37.585	
3 -	1:25.023	6.441	78.36	14:34:02.608	
4 -	1:23.448	4.866	79.84	14:35:26.056	
5 -	1:21.183	2.601	82.07	14:36:47.239	
6 -	1:20.078	1.496	83.20	14:38:07.317	
7 -	1:22.064	3.482	81.19	14:39:29.381	
8 -	1:21.318	2.736	81.94	14:40:50.699	
9 -	1:21.601	3.019	81.65	14:42:12.300	
10 -	1:20.502	1.920	82.77	14:43:32.802	
11 -	1:19.913	1.331	83.38	14:44:52.715	
12 -	1:20.234	1.652	83.04	14:46:12.949	
13 -	1:17.861	P	85.57	14:47:30.810	
14 -	3:30.239	2:11.657	31.69	14:51:01.049	
15 -	1:18.582	(1)	84.79	14:52:19.631	
16 -	1:18.868	(2)	0.286	84.48	14:53:38.499
17 -	1:19.774	1.192	83.52	14:54:58.273	
18 -	1:19.601	1.019	83.70	14:56:17.874	
19 -	1:20.724	2.142	82.54	14:57:38.598	
20 -	1:20.268	1.686	83.01	14:58:58.866	
21 -	1:19.995	1.413	83.29	15:00:18.861	
22 -	1:22.199	3.617	81.06	15:01:41.060	
23 -	1:22.505	3.923	80.76	15:03:03.565	
24 -	1:22.387	3.805	80.87	15:04:25.952	
25 -	1:21.625	3.043	81.63	15:05:47.577	
26 -	1:19.155	(3)	0.573	84.17	15:07:06.732
27 -	1:20.931	2.349	82.33	15:08:27.663	
28 -	1:19.746	1.164	83.55	15:09:47.409	
29 -	1:19.791	1.209	83.50	15:11:07.200	
30 -	1:21.034	2.452	82.22	15:12:28.234	
31 -	1:19.709	1.127	83.59	15:13:47.943	
32 -	1:23.121	4.539	80.16	15:15:11.064	

P15 241 MASSEY / PASCALL

LAP	LAP TIME	DIFF	MPH	TIME OF DAY
1 -	1:29.060	9.468	74.81	14:30:54.325
2 -	1:26.753	7.161	76.80	14:32:21.078
3 -	1:23.804	4.212	79.50	14:33:44.882
4 -	1:22.324	2.732	80.93	14:35:07.206

SW Motorsports ClubSport Trophy

RACE 14 - LAP ANALYSIS

DIFF = Difference To Personal Best Lap

5 -	1:21.908	2.316	81.35	14:36:29.114
6 -	1:21.519	1.927	81.73	14:37:50.633
7 -	1:22.221	2.629	81.04	14:39:12.854
8 -	1:21.712	2.120	81.54	14:40:34.566
9 -	1:21.746	2.154	81.51	14:41:56.312
10 -	1:21.356	1.764	81.90	14:43:17.668
11 -	1:23.552	3.960	79.74	14:44:41.220
12 -	1:22.570	2.978	80.69	14:46:03.790
13 -	1:21.576	1.984	81.68	14:47:25.366
14 -	1:21.454	1.862	81.80	14:48:46.820
15 -	1:21.752	2.160	81.50	14:50:08.572
16 -	1:22.011	P 2.419	81.24	14:51:30.583
17 -	3:18.964	1:59.372	33.48	14:54:49.547
18 -	1:21.394	1.802	81.86	14:56:10.941
19 -	1:20.772	1.180	82.49	14:57:31.713
20 -	1:19.592 (1)		83.71	14:58:51.305
21 -	1:20.310	(3) 0.718	82.96	15:00:11.615
22 -	1:22.102	2.510	81.15	15:01:33.717
23 -	1:26.165	6.573	77.33	15:02:59.882
24 -	1:21.343	1.751	81.91	15:04:21.225
25 -	1:21.481	1.889	81.77	15:05:42.706
26 -	1:21.112	1.520	82.14	15:07:03.818
27 -	1:20.368	0.776	82.90	15:08:24.186
28 -	1:21.712	2.120	81.54	15:09:45.898
29 -	1:21.885	2.293	81.37	15:11:07.783
30 -	1:21.357	1.765	81.90	15:12:29.140
31 -	1:19.818	(2) 0.226	83.48	15:13:48.958
32 -	1:22.540	2.948	80.72	15:15:11.498

P16 52 Rob WALKER

LAP	LAP TIME	DIFF	MPH	TIME OF DAY
1 -	1:26.495	6.538	77.03	14:30:51.760
2 -	1:21.087	1.130	82.17	14:32:12.847
3 -	1:20.670	0.713	82.59	14:33:33.517
4 -	1:20.509	0.552	82.76	14:34:54.026
5 -	1:19.990	(2) 0.033	83.30	14:36:14.016
6 -	1:22.302	2.345	80.96	14:37:36.318
7 -	1:23.054	3.097	80.22	14:38:59.372
8 -	1:21.532	1.575	81.72	14:40:20.904
9 -	1:22.236	2.279	81.02	14:41:43.140
10 -	1:21.872	1.915	81.38	14:43:05.012
11 -	1:24.056	4.099	79.27	14:44:29.068
12 -	1:20.578	0.621	82.69	14:45:49.646
13 -	1:20.619	0.662	82.65	14:47:10.265
14 -	1:20.676	0.719	82.59	14:48:30.941
15 -	1:20.083	(3) 0.126	83.20	14:49:51.024
16 -	1:20.204	0.247	83.07	14:51:11.228
17 -	1:22.364	2.407	80.89	14:52:33.592
18 -	1:20.495	0.538	82.77	14:53:54.087
19 -	1:16.061	P 87.60	87.60	14:55:10.148
20 -	3:28.028	2:08.071	32.03	14:58:38.176
21 -	1:21.621	1.664	81.63	14:59:59.797
22 -	1:21.462	1.505	81.79	15:01:21.259
23 -	1:22.218	2.261	81.04	15:02:43.477
24 -	1:24.819	4.862	78.55	15:04:08.296
25 -	1:28.684	8.727	75.13	15:05:36.980
26 -	1:23.618	3.661	79.68	15:07:00.598
27 -	1:23.021	3.064	80.25	15:08:23.619
28 -	1:22.854	2.897	80.42	15:09:46.473
29 -	1:21.610	1.653	81.64	15:11:08.083
30 -	1:21.911	1.954	81.34	15:12:29.994
31 -	1:19.957 (1)		83.33	15:13:49.951
32 -	1:22.521	2.564	80.74	15:15:12.472

DIFF = Difference To Personal Best Lap

P17 9 Jason BROUGH				
LAP	LAP TIME	DIFF	MPH	TIME OF DAY
1 -	1:34.731	14.412	70.33	14:30:59.996
2 -	1:26.835	6.516	76.73	14:32:26.831
3 -	1:25.650	5.331	77.79	14:33:52.481
4 -	1:21.488	1.169	81.76	14:35:13.969
5 -	1:21.270	0.951	81.98	14:36:35.239
6 -	1:20.319 (1)		82.95	14:37:55.558
7 -	1:23.252	2.933	80.03	14:39:18.810
8 -	1:21.786	1.467	81.47	14:40:40.596
9 -	1:22.639	2.320	80.63	14:42:03.235
10 -	1:22.455	2.136	80.81	14:43:25.690
11 -	1:21.991	1.672	81.26	14:44:47.681
12 -	1:17.926	P	85.50	14:46:05.607
13 -	3:21.583	2:01.264	33.05	14:49:27.190
14 -	1:23.560	3.241	79.74	14:50:50.750
15 -	1:21.730	1.411	81.52	14:52:12.480
16 -	1:20.592	(2) 0.273	82.67	14:53:33.072
17 -	1:20.648	(3) 0.329	82.62	14:54:53.720
18 -	1:21.138	0.819	82.12	14:56:14.858
19 -	1:20.882	0.563	82.38	14:57:35.740
20 -	1:22.815	2.496	80.45	14:58:58.555
21 -	1:22.840	2.521	80.43	15:00:21.395
22 -	1:22.375	2.056	80.88	15:01:43.770
23 -	1:22.082	1.763	81.17	15:03:05.852
24 -	1:21.672	1.353	81.58	15:04:27.524
25 -	1:22.346	2.027	80.91	15:05:49.870
26 -	1:23.083	2.764	80.19	15:07:12.953
27 -	1:22.666	2.347	80.60	15:08:35.619
28 -	1:21.720	1.401	81.53	15:09:57.339
29 -	1:21.935	1.616	81.32	15:11:19.274
30 -	1:21.704	1.385	81.55	15:12:40.978
31 -	1:22.494	2.175	80.77	15:14:03.472
32 -	1:23.008	2.689	80.27	15:15:26.480

P18 41 Paul MERCER

LAP	LAP TIME	DIFF	MPH	TIME OF DAY
1 -	1:36.138	15.227	69.30	14:31:01.403
2 -	1:25.753	4.842	77.70	14:32:27.156
3 -	1:22.688	1.777	80.58	14:33:49.844
4 -	1:21.925	1.014	81.33	14:35:11.769
5 -	1:20.911 (1)		82.35	14:36:32.680
6 -	1:22.578	1.667	80.69	14:37:55.258
7 -	1:22.146	1.235	81.11	14:39:17.404
8 -	1:21.490	0.579	81.76	14:40:38.894
9 -	1:23.800	2.889	79.51	14:42:02.694
10 -	1:21.598	0.687	81.65	14:43:24.292
11 -	1:22.681	1.770	80.58	14:44:46.973
12 -	1:22.929	2.018	80.34	14:46:09.902
13 -	1:21.315	(3) 0.404	81.94	14:47:31.217
14 -	1:21.248	(2) 0.337	82.01	14:48:52.465
15 -	1:16.634	P	86.94	14:50:09.099
16 -	3:21.155	2:00.244	33.12	14:53:30.254
17 -	1:22.496	1.585	80.77	14:54:52.750
18 -	1:21.844	0.933	81.41	14:56:14.594
19 -	1:24.364	3.453	78.98	14:57:38.958
20 -	1:22.038	1.127	81.22	14:59:00.996
21 -	1:22.198	1.287	81.06	15:00:23.194
22 -	1:25.479	4.568	77.95	15:01:48.673
23 -	1:24.970	4.059	78.41	15:03:13.643
24 -	1:22.359	1.448	80.90	15:04:36.002
25 -	1:21.683	0.772	81.57	15:05:57.685
26 -	1:21.537	0.626	81.72	15:07:19.222
27 -	1:22.231	1.320	81.03	15:08:41.453

SW Motorsports ClubSport Trophy

RACE 14 - LAP ANALYSIS

DIFF = Difference To Personal Best Lap

28 -	1:22.953	2.042	80.32	15:10:04.406
29 -	1:22.290	1.379	80.97	15:11:26.696
30 -	1:23.117	2.206	80.16	15:12:49.813
31 -	1:22.048	1.137	81.21	15:14:11.861
32 -	1:22.897	1.986	80.37	15:15:34.758

P19 40 Adam RADFORD

LAP	LAP TIME	DIFF	MPH	TIME OF DAY
1 -	1:38.622	18.140	67.56	14:31:03.887
2 -	1:24.658	4.176	78.70	14:32:28.545
3 -	1:22.868	2.386	80.40	14:33:51.413
4 -	1:21.449	0.967	81.80	14:35:12.862
5 -	1:20.482 (1)		82.79	14:36:33.344
6 -	1:21.614	1.132	81.64	14:37:54.958
7 -	1:21.866	1.384	81.39	14:39:16.824
8 -	1:21.433	0.951	81.82	14:40:38.257
9 -	1:22.244	1.762	81.01	14:42:00.501
10 -	1:21.340	0.858	81.91	14:43:21.841
11 -	1:21.870	1.388	81.38	14:44:43.711
12 -	1:23.288	2.806	80.00	14:46:06.999
13 -	1:21.224 P	0.742	82.03	14:47:28.223
14 -	3:36.153	2:15.671	30.82	14:51:04.376
15 -	1:21.570	1.088	81.68	14:52:25.946
16 -	1:21.388	0.906	81.86	14:53:47.334
17 -	1:21.978	1.496	81.28	14:55:09.312
18 -	1:20.941 (2)	0.459	82.32	14:56:30.253
19 -	1:21.658	1.176	81.59	14:57:51.911
20 -	1:21.237 (3)	0.755	82.02	14:59:13.148
21 -	1:21.255	0.773	82.00	15:00:34.403
22 -	1:21.803	1.321	81.45	15:01:56.206
23 -	1:23.561	3.079	79.74	15:03:19.767
24 -	1:22.357	1.875	80.90	15:04:42.124
25 -	1:22.852	2.370	80.42	15:06:04.976
26 -	1:22.210	1.728	81.05	15:07:27.186
27 -	1:21.940	1.458	81.31	15:08:49.126
28 -	1:22.140	1.658	81.12	15:10:11.266
29 -	1:22.715	2.233	80.55	15:11:33.981
30 -	1:21.931	1.449	81.32	15:12:55.912
31 -	1:23.083	2.601	80.19	15:14:18.995
32 -	1:21.702	1.220	81.55	15:15:40.697

P20 4 Stephen HARRISON

LAP	LAP TIME	DIFF	MPH	TIME OF DAY
1 -	1:30.935	10.740	73.27	14:30:56.200
2 -	1:25.086	4.891	78.31	14:32:21.286
3 -	1:23.098	2.903	80.18	14:33:44.384
4 -	1:20.195 (1)		83.08	14:35:04.579
5 -	1:21.710	1.515	81.54	14:36:26.289
6 -	1:20.450 (3)	0.255	82.82	14:37:46.739
7 -	1:22.415	2.220	80.84	14:39:09.154
8 -	1:21.799	1.604	81.45	14:40:30.953
9 -	1:21.699	1.504	81.55	14:41:52.652
10 -	1:22.260	2.065	81.00	14:43:14.912
11 -	1:23.319	3.124	79.97	14:44:38.231
12 -	1:21.546	1.351	81.71	14:45:59.777
13 -	1:21.754	1.559	81.50	14:47:21.531
14 -	1:23.386	3.191	79.90	14:48:44.917
15 -	1:22.143	1.948	81.11	14:50:07.060
16 -	1:22.319 P	2.124	80.94	14:51:29.379
17 -	3:31.239	2:11.044	31.54	14:55:00.618
18 -	1:23.656	3.461	79.65	14:56:24.274
19 -	1:20.672	0.477	82.59	14:57:44.946
20 -	1:20.741	0.546	82.52	14:59:05.687
21 -	1:20.800	0.605	82.46	15:00:26.487

DIFF = Difference To Personal Best Lap

22 -	1:24.245	4.050	79.09	15:01:50.732
23 -	1:23.348	3.153	79.94	15:03:14.080
24 -	1:22.347	2.152	80.91	15:04:36.427
25 -	1:22.835	2.640	80.43	15:05:59.262
26 -	1:20.308 (2)	0.113	82.97	15:07:19.570
27 -	1:21.591	1.396	81.66	15:08:41.161
28 -	1:23.763	3.568	79.54	15:10:04.924
29 -	1:22.606	2.411	80.66	15:11:27.530
30 -	1:24.322	4.127	79.02	15:12:51.852
31 -	1:24.478	4.283	78.87	15:14:16.330
32 -	1:26.897	6.702	76.67	15:15:43.227

P21 388 Graham PRICE

LAP	LAP TIME	DIFF	MPH	TIME OF DAY
1 -	1:49.787	31.149	60.69	14:31:15.052
2 -	1:26.238	7.600	77.26	14:32:41.290
3 -	1:24.765	6.127	78.60	14:34:06.055
4 -	1:22.069	3.431	81.19	14:35:28.124
5 -	1:20.971	2.333	82.29	14:36:49.095
6 -	1:19.502 (2)	0.864	83.81	14:38:08.597
7 -	1:22.054	3.416	81.20	14:39:30.651
8 -	1:21.443	2.805	81.81	14:40:52.094
9 -	1:21.032	2.394	82.22	14:42:13.126
10 -	1:20.703	2.065	82.56	14:43:33.829
11 -	1:20.185	1.547	83.09	14:44:54.014
12 -	1:22.853	4.215	80.42	14:46:16.867
13 -	1:21.529	2.891	81.72	14:47:38.396
14 -	1:20.258	1.620	83.02	14:48:58.654
15 -	1:22.773	4.135	80.50	14:50:21.427
16 -	1:21.077	2.439	82.18	14:51:42.504
17 -	1:19.583 (3)	0.945	83.72	14:53:02.087
18 -	1:18.638 (1)		84.73	14:54:20.725
19 -	1:21.044	2.406	82.21	14:55:41.769
20 -	1:19.718	1.080	83.58	14:57:01.487
21 -	1:20.253	1.615	83.02	14:58:21.740
22 -	1:20.387	1.749	82.88	14:59:42.127
23 -	1:19.326 P	0.688	83.99	15:01:01.453
24 -	3:52.794	2:34.156	28.62	15:04:54.247
25 -	1:22.055	3.417	81.20	15:06:16.302
26 -	1:21.850	3.212	81.40	15:07:38.152
27 -	1:20.288	1.650	82.99	15:08:58.440
28 -	1:19.614	0.976	83.69	15:10:18.054
29 -	1:23.443	4.805	79.85	15:11:41.497
30 -	1:20.999	2.361	82.26	15:13:02.496
31 -	1:21.024	2.386	82.23	15:14:23.520
32 -	1:20.451	1.813	82.82	15:15:43.971

P22 93 HAYES J / BRUCE

LAP	LAP TIME	DIFF	MPH	TIME OF DAY
1 -	1:31.633	11.444	72.71	14:30:56.898
2 -	1:24.089	3.900	79.24	14:32:20.987
3 -	1:20.687	0.498	82.58	14:33:41.674
4 -	1:21.384	1.195	81.87	14:35:03.058
5 -	1:20.694	0.505	82.57	14:36:23.752
6 -	1:20.600 (3)	0.411	82.67	14:37:44.352
7 -	1:22.022	1.833	81.23	14:39:06.374
8 -	1:22.292	2.103	80.97	14:40:28.666
9 -	1:21.131	0.942	82.12	14:41:49.797
10 -	1:20.527 (2)	0.338	82.74	14:43:10.324
11 -	1:20.189 (1)		83.09	14:44:30.513
12 -	1:22.053	1.864	81.20	14:45:52.566
13 -	1:20.976	0.787	82.28	14:47:13.542
14 -	1:20.054 P		83.23	14:48:33.596
15 -	3:29.700	2:09.511	31.77	14:52:03.296

SW Motorsports ClubSport Trophy

RACE 14 - LAP ANALYSIS

DIFF = Difference To Personal Best Lap

16 -	1:28.604	8.415	75.20	14:53:31.900
17 -	1:28.407	8.218	75.36	14:55:00.307
18 -	1:25.319	5.130	78.09	14:56:25.626
19 -	1:23.273	3.084	80.01	14:57:48.899
20 -	1:25.024	4.835	78.36	14:59:13.923
21 -	1:22.975	2.786	80.30	15:00:36.898
22 -	1:26.247	6.058	77.25	15:02:03.145
23 -	1:25.696	5.507	77.75	15:03:28.841
24 -	1:24.996	4.807	78.39	15:04:53.837
25 -	1:23.941	3.752	79.37	15:06:17.778
26 -	1:22.616	2.427	80.65	15:07:40.394
27 -	1:21.713	1.524	81.54	15:09:02.107
28 -	1:21.925	1.736	81.33	15:10:24.032
29 -	1:22.564	2.375	80.70	15:11:46.596
30 -	1:25.104	4.915	78.29	15:13:11.700
31 -	1:23.608	3.419	79.69	15:14:35.308

P23 20 COGSWELL D / COGSWELL S

LAP	LAP TIME	DIFF	MPH	TIME OF DAY
1 -	1:35.854	13.199	69.51	14:31:01.119
2 -	1:27.491	4.836	76.15	14:32:28.610
3 -	1:25.026	2.371	78.36	14:33:53.636
4 -	1:22.782 (3)	0.127	80.49	14:35:16.418
5 -	1:22.884	0.229	80.39	14:36:39.302
6 -	1:23.476	0.821	79.82	14:38:02.778
7 -	1:24.059	1.404	79.26	14:39:26.837
8 -	1:23.126	0.471	80.15	14:40:49.963
9 -	1:24.818	2.163	78.55	14:42:14.781
10 -	1:22.986	0.331	80.29	14:43:37.767
11 -	1:23.468	0.813	79.82	14:45:01.235
12 -	1:23.206	0.551	80.08	14:46:24.441
13 -	1:23.054	0.399	80.22	14:47:47.495
14 -	1:22.741 (2)	0.086	80.53	14:49:10.236
15 -	1:22.914	0.259	80.36	14:50:33.150
16 -	1:23.835	1.180	79.48	14:51:56.985
17 -	1:22.655 (1)		80.61	14:53:19.640
18 -	1:25.495	2.840	77.93	14:54:45.135
19 -	1:20.663 P		82.60	14:56:05.798
20 -	3:24.879	2:02.224	32.52	14:59:30.677
21 -	1:24.250	1.595	79.08	15:00:54.927
22 -	1:24.529	1.874	78.82	15:02:19.456
23 -	1:25.641	2.986	77.80	15:03:45.097
24 -	1:24.387	1.732	78.96	15:05:09.484
25 -	1:23.330	0.675	79.96	15:06:32.814
26 -	1:24.452	1.797	78.89	15:07:57.266
27 -	1:24.217	1.562	79.11	15:09:21.483
28 -	1:24.235	1.580	79.10	15:10:45.718
29 -	1:24.731	2.076	78.63	15:12:10.449
30 -	1:24.059	1.404	79.26	15:13:34.508
31 -	1:23.972	1.317	79.35	15:14:58.480

P24 151 David COX

LAP	LAP TIME	DIFF	MPH	TIME OF DAY
1 -	1:28.252	8.958	75.50	14:30:53.517
2 -	1:21.956	2.662	81.30	14:32:15.473
3 -	1:20.099	0.805	83.18	14:33:35.572
4 -	1:20.584	1.290	82.68	14:34:56.156
5 -	1:20.054	0.760	83.23	14:36:16.210
6 -	1:19.586 (2)	0.292	83.72	14:37:35.796
7 -	2:49.876	1:30.582	39.22	14:40:25.672
8 -	1:24.584	5.290	78.77	14:41:50.256
9 -	1:22.180	2.886	81.08	14:43:12.436
10 -	1:22.020	2.726	81.23	14:44:34.456
11 -	1:22.668	3.374	80.60	14:45:57.124

DIFF = Difference To Personal Best Lap

12 -	1:28.787 P	9.493	75.04	14:47:25.911
13 -	3:22.256	2:02.962	32.94	14:50:48.167
14 -	1:21.061	1.767	82.20	14:52:09.228
15 -	1:21.418	2.124	81.83	14:53:30.646
16 -	1:21.011	1.717	82.25	14:54:51.657
17 -	1:21.644	2.350	81.61	14:56:13.301
18 -	1:20.533	1.239	82.73	14:57:33.834
19 -	1:20.216	0.922	83.06	14:58:54.050
20 -	1:20.216	0.922	83.06	15:00:14.266
21 -	1:19.839	0.545	83.45	15:01:34.105
22 -	1:24.486	5.192	78.86	15:02:58.591
23 -	1:21.688	2.394	81.56	15:04:20.279
24 -	1:20.823	1.529	82.44	15:05:41.102
25 -	1:21.148	1.854	82.11	15:07:02.250
26 -	1:20.602	1.308	82.66	15:08:22.852
27 -	1:21.673	2.379	81.58	15:09:44.525
28 -	1:21.494	2.200	81.76	15:11:06.019
29 -	1:19.743 (3)	0.449	83.55	15:12:25.762
30 -	1:19.294 (1)		84.03	15:13:45.056
31 -	1:20.791	1.497	82.47	15:15:05.847

P25 88 ADCOCK P / ADCOCK M

LAP	LAP TIME	DIFF	MPH	TIME OF DAY
1 -	1:39.324	17.320	67.08	14:31:04.589
2 -	1:25.857	3.853	77.60	14:32:30.446
3 -	1:23.991	1.987	79.33	14:33:54.437
4 -	1:22.939	0.935	80.33	14:35:17.376
5 -	1:22.363	0.359	80.90	14:36:39.739
6 -	1:23.299	1.295	79.99	14:38:03.038
7 -	1:24.675	2.671	78.69	14:39:27.713
8 -	1:24.115	2.111	79.21	14:40:51.828
9 -	1:26.054	4.050	77.43	14:42:17.882
10 -	1:24.003	1.999	79.32	14:43:41.885
11 -	1:22.931	0.927	80.34	14:45:04.816
12 -	1:22.507	0.503	80.75	14:46:27.323
13 -	1:22.004 (1)		81.25	14:47:49.327
14 -	1:22.051 (2)	0.047	81.20	14:49:11.378
15 -	1:22.309 (3)	0.305	80.95	14:50:33.687
16 -	1:23.910	1.906	79.40	14:51:57.597
17 -	1:22.634	0.630	80.63	14:53:20.231
18 -	1:24.889	2.885	78.49	14:54:45.120
19 -	1:21.724 P		81.53	14:56:06.844
20 -	3:26.216	2:04.212	32.31	14:59:33.060
21 -	1:24.351	2.347	78.99	15:00:57.411
22 -	1:25.508	3.504	77.92	15:02:22.919
23 -	1:25.018	3.014	78.37	15:03:47.937
24 -	1:25.568	3.564	77.87	15:05:13.505
25 -	1:24.509	2.505	78.84	15:06:38.014
26 -	1:24.301	2.297	79.04	15:08:02.315
27 -	1:24.313	2.309	79.02	15:09:26.628
28 -	1:25.508	3.504	77.92	15:10:52.136
29 -	1:26.980	4.976	76.60	15:12:19.116
30 -	1:28.034	6.030	75.68	15:13:47.150
31 -	1:29.573	7.569	74.38	15:15:16.723

P26 21 Damien O'FARRELL

LAP	LAP TIME	DIFF	MPH	TIME OF DAY
1 -	1:43.616	20.876	64.30	14:31:08.881
2 -	1:32.098	9.358	72.34	14:32:40.979
3 -	1:27.337	4.597	76.29	14:34:08.316
4 -	1:26.013	3.273	77.46	14:35:34.329
5 -	1:25.119	2.379	78.28	14:36:59.448
6 -	1:25.619	2.879	77.82	14:38:25.067
7 -	1:25.057	2.317	78.33	14:39:50.124

SW Motorsports ClubSport Trophy

RACE 14 - LAP ANALYSIS

DIFF = Difference To Personal Best Lap

8 -	1:24.379	1.639	78.96	14:41:14.503
9 -	1:24.336	1.596	79.00	14:42:38.839
10 -	1:24.674	1.934	78.69	14:44:03.513
11 -	1:27.749	5.009	75.93	14:45:31.262
12 -	1:24.505	1.765	78.85	14:46:55.767
13 -	1:23.515	0.775	79.78	14:48:19.282
14 -	1:23.694	0.954	79.61	14:49:42.976
15 -	1:25.059	2.319	78.33	14:51:08.035
16 -	1:23.122	P 0.382	80.16	14:52:31.157
17 -	3:20.622	1:57.882	33.21	14:55:51.779
18 -	1:22.740 (1)		80.53	14:57:14.519
19 -	1:23.341	(3) 0.601	79.95	14:58:37.860
20 -	1:24.474	1.734	78.87	15:00:02.334
21 -	1:23.974	1.234	79.34	15:01:26.308
22 -	1:24.843	2.103	78.53	15:02:51.151
23 -	1:23.814	1.074	79.50	15:04:14.965
24 -	1:23.813	1.073	79.50	15:05:38.778
25 -	1:24.464	1.724	78.88	15:07:03.242
26 -	1:24.632	1.892	78.73	15:08:27.874
27 -	1:23.896	1.156	79.42	15:09:51.770
28 -	1:25.717	2.977	77.73	15:11:17.487
29 -	1:23.211	(2) 0.471	80.07	15:12:40.698
30 -	1:24.224	1.484	79.11	15:14:04.922
31 -	1:24.761	2.021	78.61	15:15:29.683

P27 283 Chris STONE

LAP	LAP TIME	DIFF	MPH	TIME OF DAY
1 -	1:46.584	24.408	62.51	14:31:11.849
2 -	1:31.630	9.454	72.71	14:32:43.479
3 -	1:28.215	6.039	75.53	14:34:11.694
4 -	1:25.682	3.506	77.76	14:35:37.376
5 -	1:26.419	4.243	77.10	14:37:03.795
6 -	1:26.684	4.508	76.86	14:38:30.479
7 -	1:27.035	4.859	76.55	14:39:57.514
8 -	1:23.693	1.517	79.61	14:41:21.207
9 -	1:24.246	2.070	79.09	14:42:45.453
10 -	1:23.493	1.317	79.80	14:44:08.946
11 -	1:24.350	2.174	78.99	14:45:33.296
12 -	1:21.722	P 81.53	14:46:55.018	
13 -	3:25.897	2:03.721	32.36	14:50:20.915
14 -	1:26.381	4.205	77.13	14:51:47.296
15 -	1:24.186	2.010	79.14	14:53:11.482
16 -	1:25.192	3.016	78.21	14:54:36.674
17 -	1:24.339	2.163	79.00	14:56:01.013
18 -	1:23.289	1.113	80.00	14:57:24.302
19 -	1:25.322	3.146	78.09	14:58:49.624
20 -	1:23.978	1.802	79.34	15:00:13.602
21 -	1:23.708	1.532	79.60	15:01:37.310
22 -	1:24.887	2.711	78.49	15:03:02.197
23 -	1:25.066	2.890	78.33	15:04:27.263
24 -	1:22.363	(2) 0.187	80.90	15:05:49.626
25 -	1:23.088	0.912	80.19	15:07:12.714
26 -	1:25.055	2.879	78.34	15:08:37.769
27 -	1:22.794	(3) 0.618	80.47	15:10:00.563
28 -	1:22.931	0.755	80.34	15:11:23.494
29 -	1:24.236	2.060	79.10	15:12:47.730
30 -	1:22.176 (1)		81.08	15:14:09.906
31 -	1:23.385	1.209	79.90	15:15:33.291

P28 150 Andrew STEPHENS

LAP	LAP TIME	DIFF	MPH	TIME OF DAY
1 -	1:30.723	10.280	73.44	14:30:55.988
2 -	1:23.885	3.442	79.43	14:32:19.873
3 -	1:21.536	1.093	81.72	14:33:41.409

DIFF = Difference To Personal Best Lap

4 -	1:22.327	1.884	80.93	14:35:03.736
5 -	1:22.099	1.656	81.16	14:36:25.835
6 -	1:20.443 (1)		82.83	14:37:46.278
7 -	1:22.076	1.633	81.18	14:39:08.354
8 -	1:22.341	1.898	80.92	14:40:30.695
9 -	1:20.718	(3) 0.275	82.54	14:41:51.413
10 -	1:22.436	1.993	80.82	14:43:13.849
11 -	1:21.711	1.268	81.54	14:44:35.560
12 -	1:23.272	2.829	80.01	14:45:58.832
13 -	1:22.464	2.021	80.80	14:47:21.296
14 -	1:21.634	1.191	81.62	14:48:42.930
15 -	1:16.272	P 87.36	14:49:59.202	
16 -	3:34.708	2:14.265	31.03	14:53:33.910
17 -	1:20.560	(2) 0.117	82.71	14:54:54.470
18 -	1:21.020	0.577	82.24	14:56:15.490
19 -	1:22.826	2.383	80.44	14:57:38.316
20 -	1:23.014	2.571	80.26	14:59:01.330
21 -	1:22.228	1.785	81.03	15:00:23.558
22 -	1:25.033	4.590	78.36	15:01:48.591
23 -	1:24.040	3.597	79.28	15:03:12.631
24 -	1:21.185	0.742	82.07	15:04:33.816
25 -	1:20.990	0.547	82.27	15:05:54.806
26 -	1:21.477	1.034	81.78	15:07:16.283
27 -	1:21.725	1.282	81.53	15:08:38.008
28 -	1:21.743	1.300	81.51	15:09:59.751
29 -	1:21.471	1.028	81.78	15:11:21.222
30 -	2:02.400	41.957	54.43	15:13:23.622
31 -	2:15.552	55.109	49.15	15:15:39.174

P29 19 BELL / MAILINGS

LAP	LAP TIME	DIFF	MPH	TIME OF DAY
1 -	1:42.844	19.090	64.78	14:31:08.109
2 -	1:27.456	3.702	76.18	14:32:35.565
3 -	1:24.509	0.755	78.84	14:34:00.074
4 -	1:25.044	1.290	78.35	14:35:25.118
5 -	1:23.754 (1)		79.55	14:36:48.872
6 -	1:24.485	0.731	78.86	14:38:13.357
7 -	1:24.211	0.457	79.12	14:39:37.568
8 -	1:24.856	1.102	78.52	14:41:02.424
9 -	1:24.087	(3) 0.333	79.24	14:42:26.511
10 -	1:24.520	0.766	78.83	14:43:51.031
11 -	1:23.873	(2) 0.119	79.44	14:45:14.904
12 -	1:24.561	0.807	78.79	14:46:39.465
13 -	1:22.356	P 80.90	14:48:01.821	
14 -	3:29.869	2:06.115	31.74	14:51:31.690
15 -	1:25.523	1.769	77.91	14:52:57.213
16 -	1:26.429	2.675	77.09	14:54:23.642
17 -	1:25.478	1.724	77.95	14:55:49.120
18 -	1:25.148	1.394	78.25	14:57:14.268
19 -	1:26.024	2.270	77.45	14:58:40.292
20 -	1:24.640	0.886	78.72	15:00:04.932
21 -	1:26.046	2.292	77.43	15:01:30.978
22 -	1:25.260	1.506	78.15	15:02:56.238
23 -	1:25.873	2.119	77.59	15:04:22.111
24 -	1:26.607	2.853	76.93	15:05:48.718
25 -	1:26.051	2.297	77.43	15:07:14.769
26 -	1:24.701	0.947	78.66	15:08:39.470
27 -	1:26.218	2.464	77.28	15:10:05.688
28 -	1:24.457	0.703	78.89	15:11:30.145
29 -	1:25.694	1.940	77.75	15:12:55.839
30 -	1:25.569	1.815	77.86	15:14:21.408
31 -	1:24.868	1.114	78.51	15:15:46.276

SW Motorsports ClubSport Trophy

RACE 14 - LAP ANALYSIS

DIFF = Difference To Personal Best Lap

P30 22 Chris FANTANA				
LAP	LAP TIME	DIFF	MPH	TIME OF DAY
1 -	1:43.974	20.488	64.08	14:31:09.239
2 -	1:30.491	7.005	73.63	14:32:39.730
3 -	1:26.026	2.540	77.45	14:34:05.756
4 -	1:25.799	2.313	77.66	14:35:31.555
5 -	1:25.832	2.346	77.63	14:36:57.387
6 -	1:25.410	1.924	78.01	14:38:22.797
7 -	1:26.623	3.137	76.92	14:39:49.420
8 -	1:26.722	3.236	76.83	14:41:16.142
9 -	1:25.923	2.437	77.54	14:42:42.065
10 -	1:25.961	2.475	77.51	14:44:08.026
11 -	1:20.117	P	83.16	14:45:28.143
12 -	3:26.167	2:02.681	32.31	14:48:54.310
13 -	1:26.886	3.400	76.68	14:50:21.196
14 -	1:26.720	3.234	76.83	14:51:47.916
15 -	1:26.087	2.601	77.40	14:53:14.003
16 -	1:24.506	1.020	78.84	14:54:38.509
17 -	1:24.871	1.385	78.51	14:56:03.380
18 -	1:25.279	1.793	78.13	14:57:28.659
19 -	1:25.083	1.597	78.31	14:58:53.742
20 -	1:26.378	2.892	77.14	15:00:20.120
21 -	1:24.915	1.429	78.46	15:01:45.035
22 -	1:25.620	2.134	77.82	15:03:10.655
23 -	1:24.531	1.045	78.82	15:04:35.186
24 -	1:25.481	1.995	77.94	15:06:00.667
25 -	1:23.486 (1)		79.81	15:07:24.153
26 -	1:24.176 (2)	0.690	79.15	15:08:48.329
27 -	1:24.987	1.501	78.40	15:10:13.316
28 -	1:25.555	2.069	77.88	15:11:38.871
29 -	1:24.479 (3)	0.993	78.87	15:13:03.350
30 -	1:24.742	1.256	78.62	15:14:28.092
31 -	1:27.990	4.504	75.72	15:15:56.082

P31 91 ELLIOTT-NOWOBILSKI / NOWOBILSKI				
LAP	LAP TIME	DIFF	MPH	TIME OF DAY
1 -	1:36.895	17.070	68.76	14:31:02.160
2 -	1:25.553	5.728	77.88	14:32:27.713
3 -	1:23.390	3.565	79.90	14:33:51.103
4 -	1:22.557	2.732	80.71	14:35:13.660
5 -	1:22.467	2.642	80.79	14:36:36.127
6 -	1:20.320 (3)	0.495	82.95	14:37:56.447
7 -	1:21.599	1.774	81.65	14:39:18.046
8 -	1:21.550	1.725	81.70	14:40:39.596
9 -	1:24.086	4.261	79.24	14:42:03.682
10 -	1:20.973	1.148	82.28	14:43:24.655
11 -	1:20.845	1.020	82.41	14:44:45.500
12 -	1:21.899	2.074	81.35	14:46:07.399
13 -	1:21.038	1.213	82.22	14:47:28.437
14 -	1:19.825 (1)		83.47	14:48:48.262
15 -	1:19.913 (2)	0.088	83.38	14:50:08.175
16 -	1:17.389	P	86.10	14:51:25.564
17 -	3:42.904	2:23.079	29.89	14:55:08.468
18 -	1:26.560	6.735	76.97	14:56:35.028
19 -	1:29.019	9.194	74.85	14:58:04.047
20 -	1:32.463	12.638	72.06	14:59:36.510
21 -	1:27.217	7.392	76.39	15:01:03.727
22 -	1:32.100	12.275	72.34	15:02:35.827
23 -	1:35.918	16.093	69.46	15:04:11.745
24 -	1:30.524	10.699	73.60	15:05:42.269
25 -	1:28.104	8.279	75.62	15:07:10.373
26 -	1:28.754	8.929	75.07	15:08:39.127
27 -	1:33.443	13.618	71.30	15:10:12.570
28 -	1:28.668	8.843	75.14	15:11:41.238

DIFF = Difference To Personal Best Lap

29 -	1:25.247	5.422	78.16	15:13:06.485
30 -	1:25.946	6.121	77.52	15:14:32.431

P32 73 Mike PARSONS				
LAP	LAP TIME	DIFF	MPH	TIME OF DAY
1 -	1:42.528	19.474	64.98	14:31:07.793
2 -	1:31.690	8.636	72.67	14:32:39.483
3 -	1:28.554	5.500	75.24	14:34:08.037
4 -	1:25.684	2.630	77.76	14:35:33.721
5 -	1:26.182	3.128	77.31	14:36:59.903
6 -	1:27.725	4.671	75.95	14:38:27.628
7 -	1:25.194	2.140	78.21	14:39:52.822
8 -	1:24.420	1.366	78.92	14:41:17.242
9 -	1:25.400	2.346	78.02	14:42:42.642
10 -	1:24.491	1.437	78.86	14:44:07.133
11 -	1:25.696	2.642	77.75	14:45:32.829
12 -	1:24.263	1.209	79.07	14:46:57.092
13 -	1:24.233	1.179	79.10	14:48:21.325
14 -	1:22.717	P	80.55	14:49:44.042
15 -	3:34.533	2:11.479	31.05	14:53:18.575
16 -	1:25.965	2.911	77.51	14:54:44.540
17 -	1:26.110	3.056	77.38	14:56:10.650
18 -	1:24.293	1.239	79.04	14:57:34.943
19 -	1:25.063	2.009	78.33	14:59:00.006
20 -	1:25.100	2.046	78.29	15:00:25.106
21 -	1:24.970	1.916	78.41	15:01:50.076
22 -	1:26.756	3.702	76.80	15:03:16.832
23 -	1:24.621	1.567	78.74	15:04:41.453
24 -	1:24.739	1.685	78.63	15:06:06.192
25 -	1:23.054 (1)		80.22	15:07:29.246
26 -	1:23.994 (2)	0.940	79.32	15:08:53.240
27 -	1:24.137 (3)	1.083	79.19	15:10:17.377
28 -	1:25.742	2.688	77.71	15:11:43.119
29 -	1:26.276	3.222	77.23	15:13:09.395
30 -	1:25.516	2.462	77.91	15:14:34.911

P33 23 Stefan OATES				
LAP	LAP TIME	DIFF	MPH	TIME OF DAY
1 -	1:35.564	10.813	69.72	14:31:00.829
2 -	1:32.122	7.371	72.33	14:32:32.951
3 -	1:29.255	4.504	74.65	14:34:02.206
4 -	1:28.184	3.433	75.56	14:35:30.390
5 -	1:28.759	4.008	75.07	14:36:59.149
6 -	1:30.193	5.442	73.87	14:38:29.342
7 -	1:30.392	5.641	73.71	14:39:59.734
8 -	1:27.208	2.457	76.40	14:41:26.942
9 -	1:27.999	3.248	75.71	14:42:54.941
10 -	1:29.518	4.767	74.43	14:44:24.459
11 -	1:27.400	2.649	76.23	14:45:51.859
12 -	1:26.420	1.669	77.10	14:47:18.279
13 -	1:29.507	4.756	74.44	14:48:47.786
14 -	1:23.276	P	80.01	14:50:11.062
15 -	3:35.484	2:10.733	30.92	14:53:46.546
16 -	1:27.221	2.470	76.39	14:55:13.767
17 -	1:26.041	1.290	77.44	14:56:39.808
18 -	1:26.513	1.762	77.01	14:58:06.321
19 -	1:28.869	4.118	74.97	14:59:35.190
20 -	1:24.888 (2)	0.137	78.49	15:01:00.078
21 -	1:26.132	1.381	77.36	15:02:26.210
22 -	1:25.684	0.933	77.76	15:03:51.894
23 -	1:27.182	2.431	76.42	15:05:19.076
24 -	1:24.751 (1)		78.62	15:06:43.827
25 -	1:25.231	0.480	78.17	15:08:09.058
26 -	1:26.032	1.281	77.45	15:09:35.090

SW Motorsports ClubSport Trophy

RACE 14 - LAP ANALYSIS

DIFF = Difference To Personal Best Lap

27 -	1:27.153	2.402	76.45	15:11:02.243
28 -	1:28.076	3.325	75.65	15:12:30.319
29 -	1:25.204 (3)	0.453	78.20	15:13:55.523
30 -	1:25.423	0.672	78.00	15:15:20.946

DIFF = Difference To Personal Best Lap

25 -	1:27.589	3.116	76.07	15:08:27.384
26 -	1:26.112	1.639	77.37	15:09:53.496
27 -	1:29.247	4.774	74.66	15:11:22.743
28 -	1:28.829	4.356	75.01	15:12:51.572
29 -	1:25.220 (3)	0.747	78.18	15:14:16.792
30 -	1:26.850	2.377	76.72	15:15:43.642

P34 11 Barrie CULLEY

LAP	LAP TIME	DIFF	MPH	TIME OF DAY
1 -	1:41.285	17.314	65.78	14:31:06.550
2 -	1:34.208	10.237	70.72	14:32:40.758
3 -	1:34.081	10.110	70.82	14:34:14.839
4 -	1:32.745	8.774	71.84	14:35:47.584
5 -	1:30.324	6.353	73.77	14:37:17.908
6 -	1:28.335	4.364	75.43	14:38:46.243
7 -	1:28.653	4.682	75.16	14:40:14.896
8 -	1:27.911	3.940	75.79	14:41:42.807
9 -	1:29.389	5.418	74.54	14:43:12.196
10 -	1:29.598	5.627	74.36	14:44:41.794
11 -	1:29.146 P	5.175	74.74	14:46:10.940
12 -	3:30.904	2:06.933	31.59	14:49:41.844
13 -	1:28.858	4.887	74.98	14:51:10.702
14 -	1:27.265	3.294	76.35	14:52:37.967
15 -	1:26.334	2.363	77.17	14:54:04.301
16 -	1:24.657	0.686	78.70	14:55:28.958
17 -	1:24.916	0.945	78.46	14:56:53.874
18 -	1:24.216 (3)	0.245	79.12	14:58:18.090
19 -	1:25.427	1.456	77.99	14:59:43.517
20 -	1:26.963	2.992	76.62	15:01:10.480
21 -	1:26.100	2.129	77.38	15:02:36.580
22 -	1:31.118	7.147	73.12	15:04:07.698
23 -	1:25.287	1.316	78.12	15:05:32.985
24 -	1:25.560	1.589	77.87	15:06:58.545
25 -	1:26.413	2.442	77.10	15:08:24.958
26 -	1:23.971 (1)		79.35	15:09:48.929
27 -	1:24.037 (2)	0.066	79.28	15:11:12.966
28 -	1:24.379	0.408	78.96	15:12:37.345
29 -	1:25.507	1.536	77.92	15:14:02.852
30 -	1:24.693	0.722	78.67	15:15:27.545

P36 94 MITCHELL / COCHRANE

LAP	LAP TIME	DIFF	MPH	TIME OF DAY
1 -	1:38.382	11.817	67.72	14:31:03.647
2 -	1:28.324	1.759	75.44	14:32:31.971
3 -	1:27.339	0.774	76.29	14:33:59.310
4 -	1:28.449	1.884	75.33	14:35:27.759
5 -	1:27.376	0.811	76.25	14:36:55.135
6 -	1:30.195	3.630	73.87	14:38:25.330
7 -	1:28.445	1.880	75.33	14:39:53.775
8 -	1:26.565 (1)		76.97	14:41:20.340
9 -	1:26.754 (3)	0.189	76.80	14:42:47.094
10 -	1:26.888	0.323	76.68	14:44:13.982
11 -	1:27.599	1.034	76.06	14:45:41.581
12 -	1:26.874	0.309	76.69	14:47:08.455
13 -	1:26.615 (2)	0.050	76.92	14:48:35.070
14 -	1:22.497 P		80.76	14:49:57.567
15 -	3:52.797	2:26.232	28.62	14:53:50.364
16 -	1:27.033	0.468	76.55	14:55:17.397
17 -	1:27.400	0.835	76.23	14:56:44.797
18 -	1:27.100	0.535	76.50	14:58:11.897
19 -	1:26.905	0.340	76.67	14:59:38.802
20 -	1:33.552	6.987	71.22	15:01:12.354
21 -	1:27.738	1.173	75.94	15:02:40.092
22 -	1:29.336	2.771	74.58	15:04:09.428
23 -	1:29.084	2.519	74.79	15:05:38.512
24 -	1:29.599	3.034	74.36	15:07:08.111
25 -	1:27.091	0.526	76.50	15:08:35.202
26 -	1:27.001	0.436	76.58	15:10:02.203
27 -	1:28.334	1.769	75.43	15:11:30.537
28 -	1:27.622	1.057	76.04	15:12:58.159
29 -	1:26.808	0.243	76.75	15:14:24.967
30 -	1:27.975	1.410	75.74	15:15:52.942

P35 107 Steven WATSON

LAP	LAP TIME	DIFF	MPH	TIME OF DAY
1 -	1:49.582	25.109	60.80	14:31:14.847
2 -	1:32.098	7.625	72.34	14:32:46.945
3 -	1:30.247	5.774	73.83	14:34:17.192
4 -	1:33.451	8.978	71.30	14:35:50.643
5 -	1:28.429	3.956	75.35	14:37:19.072
6 -	1:28.862	4.389	74.98	14:38:47.934
7 -	1:29.350	4.877	74.57	14:40:17.284
8 -	1:27.862	3.389	75.83	14:41:45.146
9 -	1:28.181	3.708	75.56	14:43:13.327
10 -	1:28.943	4.470	74.91	14:44:42.270
11 -	1:29.940	5.467	74.08	14:46:12.210
12 -	1:25.939	1.466	77.53	14:47:38.149
13 -	1:27.099	2.626	76.50	14:49:05.248
14 -	1:25.944	1.471	77.52	14:50:31.192
15 -	1:27.520	3.047	76.13	14:51:58.712
16 -	1:24.528 (2)	0.055	78.82	14:53:23.240
17 -	1:24.473 (1)		78.87	14:54:47.713
18 -	1:25.353	0.880	78.06	14:56:13.066
19 -	1:31.405 P	6.932	72.89	14:57:44.471
20 -	3:26.730	2:02.257	32.23	15:01:11.201
21 -	1:26.334	1.861	77.17	15:02:37.535
22 -	1:29.366	4.893	74.56	15:04:06.901
23 -	1:26.914	2.441	76.66	15:05:33.815
24 -	1:25.980	1.507	77.49	15:06:59.795

P37 32 Mark JONES

LAP	LAP TIME	DIFF	MPH	TIME OF DAY
1 -	1:45.355	19.230	63.24	14:31:10.620
2 -	1:33.083	6.958	71.58	14:32:43.703
3 -	1:31.888	5.763	72.51	14:34:15.591
4 -	1:32.412	6.287	72.10	14:35:48.003
5 -	1:28.663	2.538	75.15	14:37:16.666
6 -	1:27.397	1.272	76.24	14:38:44.063
7 -	1:28.216	2.091	75.53	14:40:12.279
8 -	1:27.628	1.503	76.03	14:41:39.907
9 -	1:29.504	3.379	74.44	14:43:09.411
10 -	1:29.613	3.488	74.35	14:44:39.024
11 -	1:27.344	1.219	76.28	14:46:06.368
12 -	1:27.493	1.368	76.15	14:47:33.861
13 -	1:26.688	0.563	76.86	14:49:00.549
14 -	1:26.125 (1)		77.36	14:50:26.674
15 -	1:27.378	1.253	76.25	14:51:54.052
16 -	1:25.017 P		78.37	14:53:19.069
17 -	3:32.358	2:06.233	31.37	14:56:51.427
18 -	1:26.319 (2)	0.194	77.19	14:58:17.746
19 -	1:28.736	2.611	75.09	14:59:46.482
20 -	1:26.409 (3)	0.284	77.11	15:01:12.891
21 -	1:27.949	1.824	75.76	15:02:40.840
22 -	1:29.639	3.514	74.33	15:04:10.479

SW Motorsports ClubSport Trophy

RACE 14 - LAP ANALYSIS

DIFF = Difference To Personal Best Lap

23 -	1:29.439	3.314	74.50	15:05:39.918
24 -	1:30.167	4.042	73.89	15:07:10.085
25 -	1:31.086	4.961	73.15	15:08:41.171
26 -	1:29.387	3.262	74.54	15:10:10.558
27 -	1:30.270	4.145	73.81	15:11:40.828
28 -	1:30.478	4.353	73.64	15:13:11.306
29 -	1:29.256	3.131	74.65	15:14:40.562

DIFF = Difference To Personal Best Lap

23 -	1:26.951 (2)	0.262	76.63	15:06:27.789
24 -	1:28.295	1.606	75.46	15:07:56.084
25 -	1:27.417	0.728	76.22	15:09:23.501
26 -	1:26.689 (1)		76.86	15:10:50.190
27 -	1:30.365	3.676	73.73	15:12:20.555
28 -	1:29.079	2.390	74.80	15:13:49.634
29 -	1:28.023	1.334	75.69	15:15:17.657

P38 18 Nick DOUGILL

LAP	LAP TIME	DIFF	MPH	TIME OF DAY
1 -	1:44.734	16.424	63.62	14:31:09.999
2 -	1:32.462	4.152	72.06	14:32:42.461
3 -	1:32.594	4.284	71.96	14:34:15.055
4 -	1:30.713	2.403	73.45	14:35:45.768
5 -	1:29.783	1.473	74.21	14:37:15.551
6 -	1:30.465	2.155	73.65	14:38:46.016
7 -	1:30.994	2.684	73.22	14:40:17.010
8 -	1:31.669	3.359	72.68	14:41:48.679
9 -	1:29.564	1.254	74.39	14:43:18.243
10 -	1:29.411	1.101	74.52	14:44:47.654
11 -	1:28.973	0.663	74.89	14:46:16.627
12 -	1:28.310 (1)		75.45	14:47:44.937
13 -	1:24.193 P		79.14	14:49:09.130
14 -	3:27.924	1:59.614	32.04	14:52:37.054
15 -	1:29.158	0.848	74.73	14:54:06.212
16 -	1:28.888	0.578	74.96	14:55:35.100
17 -	1:29.105	0.795	74.77	14:57:04.205
18 -	1:29.122	0.812	74.76	14:58:33.327
19 -	1:28.742 (3)	0.432	75.08	15:00:02.069
20 -	1:31.343	3.033	72.94	15:01:33.412
21 -	1:33.283	4.973	71.43	15:03:06.695
22 -	1:31.339	3.029	72.95	15:04:38.034
23 -	1:29.839	1.529	74.16	15:06:07.873
24 -	1:28.710 (2)	0.400	75.11	15:07:36.583
25 -	1:29.288	0.978	74.62	15:09:05.871
26 -	1:28.899	0.589	74.95	15:10:34.770
27 -	1:29.539	1.229	74.41	15:12:04.309
28 -	1:29.639	1.329	74.33	15:13:33.948
29 -	1:29.774	1.464	74.22	15:15:03.722

P40 134 JEPP / HARVEY

LAP	LAP TIME	DIFF	MPH	TIME OF DAY
1 -	1:45.817	16.403	62.96	14:31:11.082
2 -	1:32.892	3.478	71.73	14:32:43.974
3 -	1:31.374	1.960	72.92	14:34:15.348
4 -	1:30.928	1.514	73.28	14:35:46.276
5 -	1:29.988 (3)	0.574	74.04	14:37:16.264
6 -	1:31.447	2.033	72.86	14:38:47.711
7 -	1:32.375	2.961	72.13	14:40:20.086
8 -	1:29.709 (2)	0.295	74.27	14:41:49.795
9 -	1:30.722	1.308	73.44	14:43:20.517
10 -	1:30.177	0.763	73.89	14:44:50.694
11 -	1:31.049	1.635	73.18	14:46:21.743
12 -	1:30.310	0.896	73.78	14:47:52.053
13 -	1:29.414 (1)		74.52	14:49:21.467
14 -	1:30.711	1.297	73.45	14:50:52.178
15 -	1:23.885 P		79.43	14:52:16.063
16 -	3:29.726	2:00.312	31.77	14:55:45.789
17 -	1:31.471	2.057	72.84	14:57:17.260
18 -	1:30.407	0.993	73.70	14:58:47.667
19 -	1:33.984	4.570	70.89	15:00:21.651
20 -	1:33.217	3.803	71.48	15:01:54.868
21 -	1:32.292	2.878	72.19	15:03:27.160
22 -	1:31.627	2.213	72.72	15:04:58.787
23 -	1:31.931	2.517	72.48	15:06:30.718
24 -	1:32.932	3.518	71.70	15:08:03.650
25 -	1:31.265	1.851	73.00	15:09:34.915
26 -	1:30.829	1.415	73.36	15:11:05.744
27 -	1:32.220	2.806	72.25	15:12:37.964
28 -	1:30.747	1.333	73.42	15:14:08.711
29 -	1:32.967	3.553	71.67	15:15:41.678

P39 133 RISBRIDGER / JACOB

LAP	LAP TIME	DIFF	MPH	TIME OF DAY
1 -	1:48.974	22.285	61.14	14:31:14.239
2 -	1:33.473	6.784	71.28	14:32:47.712
3 -	1:30.725	4.036	73.44	14:34:18.437
4 -	1:42.584	15.895	64.95	14:36:01.021
5 -	1:30.380	3.691	73.72	14:37:31.401
6 -	1:31.464	4.775	72.85	14:39:02.865
7 -	1:34.114	7.425	70.79	14:40:36.979
8 -	1:30.984	4.295	73.23	14:42:07.963
9 -	1:29.211	2.522	74.69	14:43:37.174
10 -	1:29.631	2.942	74.34	14:45:06.805
11 -	1:29.156	2.467	74.73	14:46:35.961
12 -	1:24.432 P		78.91	14:48:00.393
13 -	3:43.476	2:16.787	29.81	14:51:43.869
14 -	1:30.671	3.982	73.48	14:53:14.540
15 -	1:27.736	1.047	75.94	14:54:42.276
16 -	1:30.247	3.558	73.83	14:56:12.523
17 -	1:28.057	1.368	75.66	14:57:40.580
18 -	1:27.414 (3)	0.725	76.22	14:59:07.994
19 -	1:27.469	0.780	76.17	15:00:35.463
20 -	1:28.913	2.224	74.94	15:02:04.376
21 -	1:28.007	1.318	75.71	15:03:32.383
22 -	1:28.455	1.766	75.32	15:05:00.838

P41 38 Gary HOBBS

LAP	LAP TIME	DIFF	MPH	TIME OF DAY
1 -	1:57.495	28.564	56.71	14:31:22.760
2 -	1:37.213	8.282	68.54	14:32:59.973
3 -	1:34.669	5.738	70.38	14:34:34.642
4 -	1:34.465	5.534	70.53	14:36:09.107
5 -	1:32.225	3.294	72.24	14:37:41.332
6 -	1:33.933	5.002	70.93	14:39:15.265
7 -	1:33.691	4.760	71.11	14:40:48.956
8 -	1:33.435	4.504	71.31	14:42:22.391
9 -	1:30.735	1.804	73.43	14:43:53.126
10 -	1:30.164	1.233	73.90	14:45:23.290
11 -	1:28.931 (1)		74.92	14:46:52.221
12 -	1:32.719	3.788	71.86	14:48:24.940
13 -	1:29.996	1.065	74.03	14:49:54.936
14 -	1:27.202 P		76.41	14:51:22.138
15 -	3:27.637	1:58.706	32.09	14:54:49.775
16 -	1:29.813	0.882	74.19	14:56:19.588
17 -	1:28.986 (3)	0.055	74.87	14:57:48.574
18 -	1:30.326	1.395	73.76	14:59:18.900
19 -	1:29.173	0.242	74.72	15:00:48.073
20 -	1:30.383	1.452	73.72	15:02:18.456
21 -	1:31.587	2.656	72.75	15:03:50.043
22 -	1:32.002	3.071	72.42	15:05:22.045

SW Motorsports ClubSport Trophy

RACE 14 - LAP ANALYSIS

DIFF = Difference To Personal Best Lap

23 -	1:28.958 (2)	0.027	74.90	15:06:51.003
24 -	1:29.034	0.103	74.83	15:08:20.037
25 -	1:30.842	1.911	73.34	15:09:50.879
26 -	1:32.395	3.464	72.11	15:11:23.274
27 -	1:30.457	1.526	73.66	15:12:53.731
28 -	1:29.555	0.624	74.40	15:14:23.286
29 -	1:30.494	1.563	73.63	15:15:53.780

DIFF = Difference To Personal Best Lap

24 -	1:21.446	4.004	81.81	15:03:35.068
25 -	1:20.833	3.391	82.43	15:04:55.901
26 -	1:18.955	1.513	84.39	15:06:14.856
27 -	1:17.442 (1)		86.04	15:07:32.298
28 -	1:17.993 (2)	0.551	85.43	15:08:50.291
29 -	1:53.569 P	36.127	58.67	15:10:43.860

P42 177 JUKES D / JUKES J

LAP	LAP TIME	DIFF	MPH	TIME OF DAY
1 -	1:27.171	5.866	76.43	14:30:52.436
2 -	1:21.553 (3)	0.248	81.70	14:32:13.989
3 -	1:21.305 (1)		81.95	14:33:35.294
4 -	1:23.370	2.065	79.92	14:34:58.664
5 -	1:21.607	0.302	81.65	14:36:20.271
6 -	1:21.468 (2)	0.163	81.78	14:37:41.739
7 -	1:24.382	3.077	78.96	14:39:06.121
8 -	1:23.185	1.880	80.10	14:40:29.306
9 -	1:21.663	0.358	81.59	14:41:50.969
10 -	1:22.653	1.348	80.61	14:43:13.622
11 -	1:21.605	0.300	81.65	14:44:35.227
12 -	1:23.194	1.889	80.09	14:45:58.421
13 -	1:22.114	0.809	81.14	14:47:20.535
14 -	1:24.351	3.046	78.99	14:48:44.886
15 -	1:21.612	0.307	81.64	14:50:06.498
16 -	1:23.249	1.944	80.03	14:51:29.747
17 -	1:14.941 P		88.91	14:52:44.688
18 -	4:05.250	2:43.945	27.16	14:56:49.938
19 -	1:26.164	4.859	77.33	14:58:16.102
20 -	1:23.301	1.996	79.98	14:59:39.403
21 -	5:24.774	4:03.469	20.51	15:05:04.177
22 -	1:24.584	3.279	78.77	15:06:28.761
23 -	1:24.800	3.495	78.57	15:07:53.561
24 -	1:24.064	2.759	79.26	15:09:17.625
25 -	1:23.603	2.298	79.70	15:10:41.228
26 -	1:25.322	4.017	78.09	15:12:06.550
27 -	1:24.162	2.857	79.17	15:13:30.712
28 -	1:24.183	2.878	79.15	15:14:54.895

P44 118 David MAY

LAP	LAP TIME	DIFF	MPH	TIME OF DAY
1 -	1:20.611	4.828	82.65	14:30:45.876
2 -	1:16.250 (3)	0.467	87.38	14:32:02.126
3 -	1:15.783 (1)		87.92	14:33:17.909
4 -	1:17.959	2.176	85.47	14:34:35.868
5 -	1:17.404	1.621	86.08	14:35:53.272
6 -	1:16.909	1.126	86.63	14:37:10.181
7 -	1:17.721	1.938	85.73	14:38:27.902
8 -	1:18.608	2.825	84.76	14:39:46.510
9 -	1:16.164 (2)	0.381	87.48	14:41:02.674
10 -	1:17.324	1.541	86.17	14:42:19.998
11 -	1:30.606 P	14.823	73.54	14:43:50.604

P43 501 Ben WALKINGSHAW

LAP	LAP TIME	DIFF	MPH	TIME OF DAY
1 -	1:32.480	15.038	72.05	14:30:57.745
2 -	1:23.042	5.600	80.23	14:32:20.787
3 -	1:20.062	2.620	83.22	14:33:40.849
4 -	1:21.764	4.322	81.49	14:35:02.613
5 -	1:20.221	2.779	83.06	14:36:22.834
6 -	1:19.662	2.220	83.64	14:37:42.496
7 -	1:22.001	4.559	81.25	14:39:04.497
8 -	1:21.988	4.546	81.27	14:40:26.485
9 -	1:19.526	2.084	83.78	14:41:46.011
10 -	1:19.915	2.473	83.37	14:43:05.926
11 -	1:19.095	1.653	84.24	14:44:25.021
12 -	1:18.903	1.461	84.44	14:45:43.924
13 -	1:18.944	1.502	84.40	14:47:02.868
14 -	1:19.012	1.570	84.33	14:48:21.880
15 -	1:19.492	2.050	83.82	14:49:41.372
16 -	1:20.157	2.715	83.12	14:51:01.529
17 -	1:19.097	1.655	84.24	14:52:20.626
18 -	1:18.665 (3)	1.223	84.70	14:53:39.291
19 -	1:19.547	2.105	83.76	14:54:58.838
20 -	1:14.054 P		89.97	14:56:12.892
21 -	3:20.612	2:03.170	33.21	14:59:33.504
22 -	1:18.922	1.480	84.42	15:00:52.426
23 -	1:21.196	3.754	82.06	15:02:13.622

SW Motorsports ClubSport Trophy

RACE 14 - PIT STOP ANALYSIS

P1 5 James ALFORD				
STOP	IN TIME	STOP TIME	TOTAL TIME	OUT TIME
1 -	14:45:51.557	2:04.649	2:04.649	14:47:56.206

P2 2 Jamie HADLEY				
STOP	IN TIME	STOP TIME	TOTAL TIME	OUT TIME
1 -	14:53:25.174	2:04.426	2:04.426	14:55:29.600

P3 15 Andrew DYER				
STOP	IN TIME	STOP TIME	TOTAL TIME	OUT TIME
1 -	14:55:01.214	2:05.582	2:05.582	14:57:06.796

P4 46 Matty TAYLOR				
STOP	IN TIME	STOP TIME	TOTAL TIME	OUT TIME
1 -	14:47:29.022	2:00.717	2:00.717	14:49:29.739

P5 27 Phiroze BILIMORIA				
STOP	IN TIME	STOP TIME	TOTAL TIME	OUT TIME
1 -	14:53:44.620	2:38.059	2:38.059	14:56:22.679

P6 55 COOMER / EVANS				
STOP	IN TIME	STOP TIME	TOTAL TIME	OUT TIME
1 -	14:53:59.940	2:02.313	2:02.313	14:56:02.253

P7 777 Rob ANDRADE				
STOP	IN TIME	STOP TIME	TOTAL TIME	OUT TIME
1 -	14:56:04.553	2:03.057	2:03.057	14:58:07.610

P8 81 William GALLACHER				
STOP	IN TIME	STOP TIME	TOTAL TIME	OUT TIME
1 -	14:55:43.985	2:04.290	2:04.290	14:57:48.275

P9 721 Chris MURPHY				
STOP	IN TIME	STOP TIME	TOTAL TIME	OUT TIME
1 -	14:56:10.937	2:05.235	2:05.235	14:58:16.172

P10 63 Steve WOOD				
STOP	IN TIME	STOP TIME	TOTAL TIME	OUT TIME
1 -	15:01:47.213	2:03.822	2:03.822	15:03:51.035

P11 80 Kristian WHITE				
STOP	IN TIME	STOP TIME	TOTAL TIME	OUT TIME
1 -	15:07:05.062	2:11.008	2:11.008	15:09:16.070

P12 82 Saranga SOTHISRIHARI				
STOP	IN TIME	STOP TIME	TOTAL TIME	OUT TIME
1 -	14:51:01.551	2:07.724	2:07.724	14:53:09.275

P13 333 Stuart KILROY				
STOP	IN TIME	STOP TIME	TOTAL TIME	OUT TIME
1 -	14:51:23.128	2:01.854	2:01.854	14:53:24.982

P14 404 Richard BANCROFT				
STOP	IN TIME	STOP TIME	TOTAL TIME	OUT TIME
1 -	14:47:30.810	2:13.443	2:13.443	14:49:44.253

P15 241 MASSEY / PASCALL				
STOP	IN TIME	STOP TIME	TOTAL TIME	OUT TIME
1 -	14:51:30.583	2:01.294	2:01.294	14:53:31.877

P16 52 Rob WALKER				
STOP	IN TIME	STOP TIME	TOTAL TIME	OUT TIME
1 -	14:55:10.148	2:11.570	2:11.570	14:57:21.718

P17 9 Jason BROUGH				
STOP	IN TIME	STOP TIME	TOTAL TIME	OUT TIME
1 -	14:46:05.607	2:04.506	2:04.506	14:48:10.113

P18 41 Paul MERCER				
STOP	IN TIME	STOP TIME	TOTAL TIME	OUT TIME
1 -	14:50:09.099	2:02.750	2:02.750	14:52:11.849

P19 40 Adam RADFORD				
STOP	IN TIME	STOP TIME	TOTAL TIME	OUT TIME
1 -	14:47:28.223	2:18.651	2:18.651	14:49:46.874

P20 4 Stephen HARRISON				
STOP	IN TIME	STOP TIME	TOTAL TIME	OUT TIME
1 -	14:51:29.379	2:09.907	2:09.907	14:53:39.286

P21 388 Graham PRICE				
STOP	IN TIME	STOP TIME	TOTAL TIME	OUT TIME
1 -	15:01:01.453	2:34.407	2:34.407	15:03:35.860

P22 93 HAYES J / BRUCE				
STOP	IN TIME	STOP TIME	TOTAL TIME	OUT TIME
1 -	14:48:33.596	2:06.840	2:06.840	14:50:40.436

P23 20 COGSWELL D / COGSWELL S				
STOP	IN TIME	STOP TIME	TOTAL TIME	OUT TIME
1 -	14:56:05.798	2:05.695	2:05.695	14:58:11.493

P24 151 David COX				
STOP	IN TIME	STOP TIME	TOTAL TIME	OUT TIME
1 -	14:47:25.911	2:04.713	2:04.713	14:49:30.624

P25 88 ADCOCK P / ADCOCK M				
STOP	IN TIME	STOP TIME	TOTAL TIME	OUT TIME
1 -	14:56:06.844	2:06.496	2:06.496	14:58:13.340

P26 21 Damien O'FARRELL				
STOP	IN TIME	STOP TIME	TOTAL TIME	OUT TIME
1 -	14:52:31.157	2:01.898	2:01.898	14:54:33.055

SW Motorsports ClubSport Trophy

RACE 14 - PIT STOP ANALYSIS

P27 283 Chris STONE				
STOP	IN TIME	STOP TIME	TOTAL TIME	OUT TIME
1 -	14:46:55.018	2:04.342	2:04.342	14:48:59.360

P28 150 Andrew STEPHENS				
STOP	IN TIME	STOP TIME	TOTAL TIME	OUT TIME
1 -	14:49:59.202	2:17.632	2:17.632	14:52:16.834

P29 19 BELL / MAILINGS				
STOP	IN TIME	STOP TIME	TOTAL TIME	OUT TIME
1 -	14:48:01.821	2:05.967	2:05.967	14:50:07.788

P30 22 Chris FANTANA				
STOP	IN TIME	STOP TIME	TOTAL TIME	OUT TIME
1 -	14:45:28.143	2:05.805	2:05.805	14:47:33.948

P31 91 ELLIOTT-NOWOBILSKI / NOWOBILSKI				
STOP	IN TIME	STOP TIME	TOTAL TIME	OUT TIME
1 -	14:51:25.564	2:16.887	2:16.887	14:53:42.451

P32 73 Mike PARSONS				
STOP	IN TIME	STOP TIME	TOTAL TIME	OUT TIME
1 -	14:49:44.042	2:15.065	2:15.065	14:51:59.107

P33 23 Stefan OATES				
STOP	IN TIME	STOP TIME	TOTAL TIME	OUT TIME
1 -	14:50:11.062	2:12.721	2:12.721	14:52:23.783

P34 11 Barrie CULLEY				
STOP	IN TIME	STOP TIME	TOTAL TIME	OUT TIME
1 -	14:46:10.940	2:04.260	2:04.260	14:48:15.200

P35 107 Steven WATSON				
STOP	IN TIME	STOP TIME	TOTAL TIME	OUT TIME
1 -	14:57:44.471	2:02.631	2:02.631	14:59:47.102

P36 94 MITCHELL / COCHRANE				
STOP	IN TIME	STOP TIME	TOTAL TIME	OUT TIME
1 -	14:49:57.567	2:28.783	2:28.783	14:52:26.350

P37 32 Mark JONES				
STOP	IN TIME	STOP TIME	TOTAL TIME	OUT TIME
1 -	14:53:19.069	2:11.631	2:11.631	14:55:30.700

P38 18 Nick DOUGILL				
STOP	IN TIME	STOP TIME	TOTAL TIME	OUT TIME
1 -	14:49:09.130	2:03.837	2:03.837	14:51:12.967

P39 133 RISBRIDGER / JACOB				
STOP	IN TIME	STOP TIME	TOTAL TIME	OUT TIME
1 -	14:48:00.393	2:17.458	2:17.458	14:50:17.851

P40 134 JEPP / HARVEY				
STOP	IN TIME	STOP TIME	TOTAL TIME	OUT TIME
1 -	14:52:16.063	2:00.999	2:00.999	14:54:17.062

P41 38 Gary HOBBS				
STOP	IN TIME	STOP TIME	TOTAL TIME	OUT TIME
1 -	14:51:22.138	2:01.025	2:01.025	14:53:23.163

P42 177 JUKES D / JUKES J				
STOP	IN TIME	STOP TIME	TOTAL TIME	OUT TIME
1 -	14:52:44.688	2:43.637	2:43.637	14:55:28.325

P43 501 Ben WALKINGSHAW				
STOP	IN TIME	STOP TIME	TOTAL TIME	OUT TIME
1 -	14:56:12.892	2:05.878	2:05.878	14:58:18.770
2 -	15:10:43.860			

P44 118 David MAY				
STOP	IN TIME	STOP TIME	TOTAL TIME	OUT TIME
1 -	14:43:50.604			

SW Motorsports ClubSport Trophy

RACE 14 - STATISTICS

Competitors Started 44
Planned Start 2024-03-17 @ 14:40:00.000
Actual Start 2024-03-17 @ 14:29:25.264
Finish Time 2024-03-17 @ 15:14:32.430
Track Length 1.8508mi.
Total Laps 1361
Total Distance Covered 2519.0708mi.

Session Fastest Lap History

NO	CL	NAME	LAP TIME	TIME OF DAY	LAP	VEHICLE
5	A	James ALFORD	1:15.950	14:30:41.218	1	Audi TT
5	A	James ALFORD	1:14.225	14:31:55.443	2	Audi TT
2	A	Jamie HADLEY	1:14.172	14:33:10.778	3	VW Golf

Session Leader History

NO	CL	NAME	FROM LAP	LAPS LED	DISTANCE	VEHICLE
5	A	James ALFORD	1	13	24.06 miles	Audi TT
2	A	Jamie HADLEY	14	6	11.10 miles	VW Golf
15	B	Andrew DYER	20	1	1.85 miles	Audi TTCCR
80	A	Kristian WHITE	21	5	9.25 miles	Toyota MR2 Roadster
5	A	James ALFORD	26	9	16.65 miles	Audi TT

Flag History

TYPE	TIME OF DAY
GREEN	14:29:25.264
FINISH	15:14:32.430

Flag Statistics

TYPE	COUNT	TOTAL LAPS	TOTAL TIME
Green	1	34	48:47.813
Red	0	0	0.000
Safety Car	0	0	0.000
FCY	0	0	0.000

SW Motorsports ClubSport Trophy

RACE 14 - STATISTICS

CLASS : E

10 Starters

Fastest Lap History

NO	NAME	LAP TIME	TIME OF DAY	LAP	VEHICLE
20	COGSWELL D / COGSWELL S	1:35.854	14:31:01.007	1	Nissan Almera GTI
20	COGSWELL D / COGSWELL S	1:27.491	14:32:28.610	2	Nissan Almera GTI
88	ADCOCK P / ADCOCK M	1:25.857	14:32:30.458	2	BMW Compact E36 1.9
20	COGSWELL D / COGSWELL S	1:25.026	14:33:53.645	3	Nissan Almera GTI
88	ADCOCK P / ADCOCK M	1:23.991	14:33:54.450	3	BMW Compact E36 1.9
20	COGSWELL D / COGSWELL S	1:22.782	14:35:16.426	4	Nissan Almera GTI
88	ADCOCK P / ADCOCK M	1:22.363	14:36:39.750	5	BMW Compact E36 1.9
88	ADCOCK P / ADCOCK M	1:22.004	14:47:49.338	13	BMW Compact E36 1.9

Leader History

NO	NAME	FROM LAP	LAPS LED	DISTANCE	VEHICLE
20	COGSWELL D / COGSWELL S	1	17	31.46 miles	Nissan Almera GTI
88	ADCOCK P / ADCOCK M	18	1	1.85 miles	BMW Compact E36 1.9
20	COGSWELL D / COGSWELL S	19	13	24.06 miles	Nissan Almera GTI

SW Motorsports ClubSport Trophy

RACE 14 - STATISTICS

CLASS : A

12 Starters

Fastest Lap History

NO	NAME	LAP TIME	TIME OF DAY	LAP	VEHICLE
5	James ALFORD	1:15.950	14:30:41.218	1	Audi TT
5	James ALFORD	1:14.225	14:31:55.443	2	Audi TT
2	Jamie HADLEY	1:14.172	14:33:10.778	3	VW Golf

Leader History

NO	NAME	FROM LAP	LAPS LED	DISTANCE	VEHICLE
5	James ALFORD	1	13	24.06 miles	Audi TT
2	Jamie HADLEY	14	6	11.10 miles	VW Golf
81	William GALLACHER	20	1	1.85 miles	Toyota MR2
80	Kristian WHITE	21	5	9.25 miles	Toyota MR2 Roadster
5	James ALFORD	26	9	16.65 miles	Audi TT

SW Motorsports ClubSport Trophy

RACE 14 - STATISTICS

CLASS : C

7 Starters

Fastest Lap History

NO	NAME	LAP TIME	TIME OF DAY	LAP	VEHICLE
52	Rob WALKER	1:26.495	14:30:51.761	1	Mazda MX5 NC
52	Rob WALKER	1:21.087	14:32:12.849	2	Mazda MX5 NC
52	Rob WALKER	1:20.670	14:33:33.519	3	Mazda MX5 NC
52	Rob WALKER	1:20.509	14:34:54.030	4	Mazda MX5 NC
52	Rob WALKER	1:19.990	14:36:14.018	5	Mazda MX5 NC
241	MASSEY / PASCALL	1:19.592	14:58:51.307	20	Honda Civic Type R

Leader History

NO	NAME	FROM LAP	LAPS LED	DISTANCE	VEHICLE
52	Rob WALKER	1	24	44.42 miles	Mazda MX5 NC
333	Stuart KILROY	25	8	14.80 miles	Peugeot 207 GTi

SW Motorsports ClubSport Trophy

RACE 14 - STATISTICS

CLASS : D

3 Starters

Fastest Lap History

NO	NAME	LAP TIME	TIME OF DAY	LAP	VEHICLE
150	Andrew STEPHENS	1:30.723	14:30:55.994	1	Mini Cooper
150	Andrew STEPHENS	1:23.885	14:32:19.875	2	Mini Cooper
150	Andrew STEPHENS	1:21.536	14:33:41.411	3	Mini Cooper
4	Stephen HARRISON	1:20.195	14:35:04.587	4	Renault Clio

Leader History

NO	NAME	FROM LAP	LAPS LED	DISTANCE	VEHICLE
150	Andrew STEPHENS	1	15	27.76 miles	Mini Cooper
4	Stephen HARRISON	16	1	1.85 miles	Renault Clio
107	Steven WATSON	17	2	3.70 miles	Renault Clio
150	Andrew STEPHENS	19	11	20.35 miles	Mini Cooper
4	Stephen HARRISON	30	3	5.55 miles	Renault Clio

SW Motorsports ClubSport Trophy

RACE 14 - STATISTICS

CLASS : B

12 Starters

Fastest Lap History

NO	NAME	LAP TIME	TIME OF DAY	LAP	VEHICLE
15	Andrew DYER	1:18.758	14:30:44.024	1	Audi TTCR
15	Andrew DYER	1:15.433	14:31:59.457	2	Audi TTCR

Leader History

NO	NAME	FROM LAP	LAPS LED	DISTANCE	VEHICLE
15	Andrew DYER	1	20	37.01 miles	Audi TTCR
63	Steve WOOD	21	4	7.40 miles	BMW Z4
15	Andrew DYER	25	10	18.50 miles	Audi TTCR