



# 2024 GINETTA GT ACADEMY CHAMPIONSHIP



Rounds 6, 7 & 8  
Donington Park GP  
25<sup>th</sup> / 26<sup>th</sup> May 2024

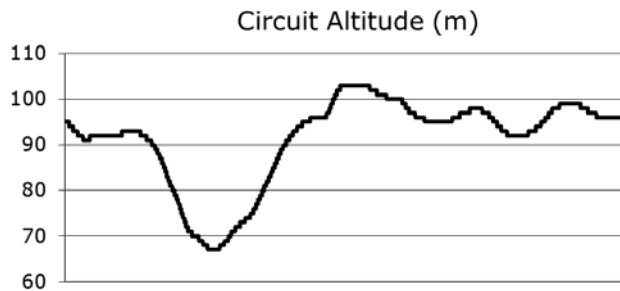
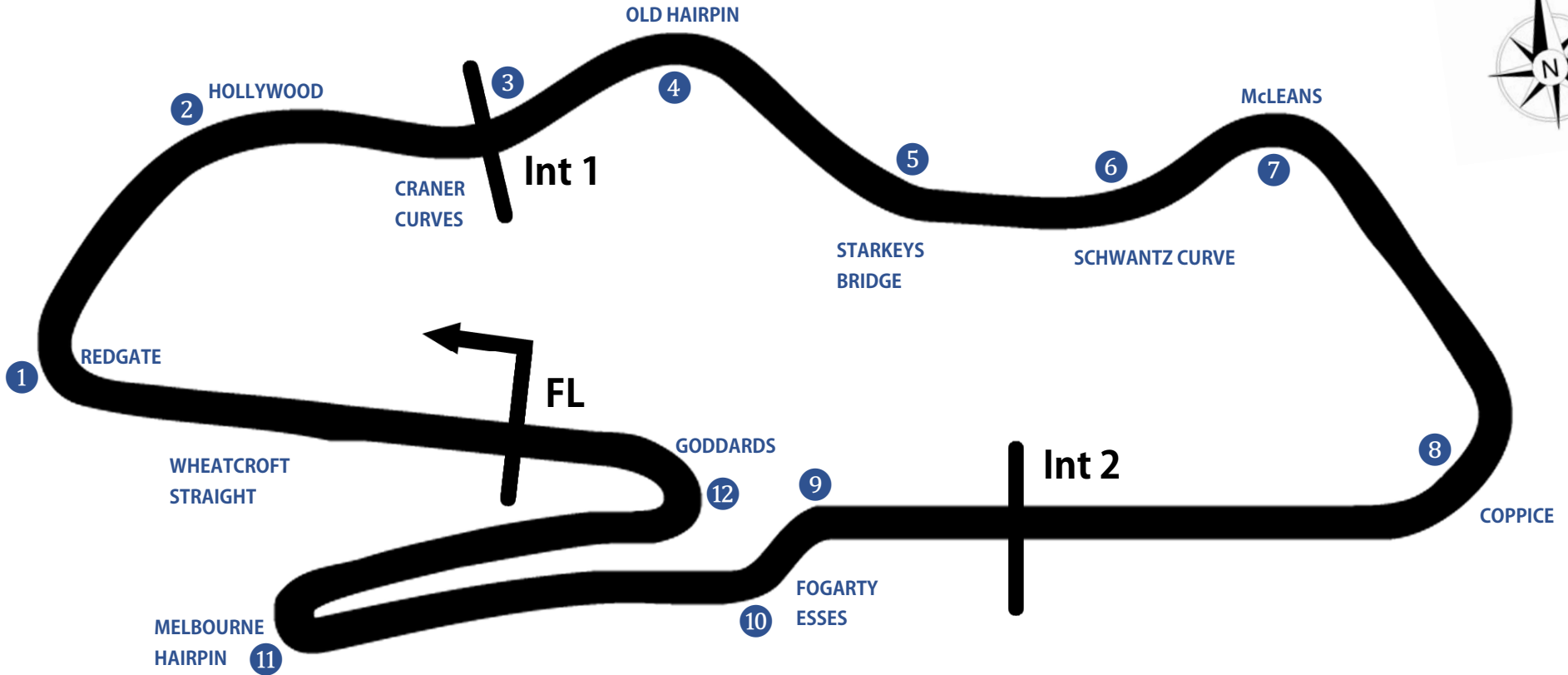


Timing & Results Provided by Timing Solutions Ltd

[www.tsl-timing.com](http://www.tsl-timing.com)

# Donington Park GP Circuit

Castle Donington, Derby, UK



Length	2.4873 miles   4.003 km   4003m		
FL	Start @ 60m	52.82971 N	1.37867 W
Int 1	941m	52.83226 N	1.37893 W
Int 2	2641m	52.82866 N	1.37129 W
Pit Entry	3976m	52.82949 N	1.37787 W
Pit Exit	229m after FL	52.82996 N	1.38205 W
Pit Entry - Pit Exit	256m, 23.0s @ 40kph, 15.3s @ 60kph		

## 2024 Ginetta GT Academy

### QUALIFYING - CLASSIFICATION

POS	NO	CL	PIC	NAME	NAT	ENTRY	TIME	ON	LAPS	GAP	DIFF	MPH
1	21	R	1	Luke SHAW	GBR	Raceway Motorsport	1:43.556	11	11			86.46
2	24	R	2	James NICHOLAS	GBR	W2R	1:43.607	7	9	0.051	0.051	86.42
3	33	R	3	Mike TAYLOR	GBR	W2R	1:43.665	3	11	0.109	0.058	86.37
4	59*	R	4	Thomas BALFE	GBR	W2R	1:43.749	7	11	0.193	0.084	86.30
5	11*	GTA	1	Amy TOMLINSON	GBR	W2R	1:44.231	9	11	0.675	0.482	85.90
6	23*	R	5	Harry GAMBLE	GBR	Elite Motorsport	1:44.321	10	10	0.765	0.090	85.83
7	88*	GTA	2	Marc ELMAN	GBR	SVG Motorsport	1:44.330	9	11	0.774	0.009	85.82
8	77	R	6	Gareth THOMAS	GBR	W2R	1:44.498	6	11	0.942	0.168	85.69
9	3*	GTA	3	Julian WANTLING (C)	GBR	E3 Sport	1:44.863	4	11	1.307	0.365	85.39
10	47	GTA	4	Emma TOMLINSON	GBR	W2R	1:44.975	8	10	1.419	0.112	85.30
11	51	R	7	Jamie CAUDLE	GBR	E3 Sport	1:45.146	10	10	1.590	0.171	85.16
12	6	R	8	Peter THOMPSON (C)	GBR	W2R	1:45.525	9	10	1.969	0.379	84.85
13	7*	GTA	5	Charlotte LOWE	GBR	W2R	1:45.732	8	10	2.176	0.207	84.69
14	63	R	9	Ali AL JUFFALI	KSA	Elite Motorsport	1:46.529	10	10	2.973	0.797	84.05
15	12	R	10	Paul THOMAS	GBR	W2R	1:46.654	3	3	3.098	0.125	83.95
16	13*	GTA	6	Lucy TOMLINSON	GBR	W2R	1:46.875	7	10	3.319	0.221	83.78
17	44	R	11	Lucie HODGSON (C)	GBR	W2R	1:49.686	10	10	6.130	2.811	81.63

#### Comments:

No. 59, 88 - 1 Lap time disallowed; exceeding track limits.

No. 13 - 2 Lap times disallowed; exceeding track limits.

No. 3, 11, 23 - 3 Lap times disallowed; exceeding track limits.

No. 7 - 4 Lap times disallowed; exceeding track limits.

Weather / Track : Sunny / Dry

These results are provisional until the conclusion of any judicial and technical matters.

Date: 25/05/2024 Start: 11:10 Finish: 11:34

Donington Park GP: 2.4873 miles

Clerk Of Course: Paul Levitt	Stewards:	Timekeeper: Gethin Rees	
------------------------------	-----------	-------------------------	--

Results can be found at [www.tsl-timing.com](http://www.tsl-timing.com)

Printed - 11:38 Saturday, 25 May 2024

## 2024 Ginetta GT Academy

### QUALIFYING - 2ND FASTEST CLASSIFICATION

POS	NO	CL	PIC	NAME	NAT	ENTRY	TIME	ON	LAPS	GAP	DIFF	MPH
1	24	R	1	James NICHOLAS	GBR	W2R	1:43.651	3	9			86.39
2	21	R	2	Luke SHAW	GBR	Raceway Motorsport	1:43.656	9	11	0.005	0.005	86.38
3	33	R	3	Mike TAYLOR	GBR	W2R	1:43.798	10	11	0.147	0.142	86.26
4	59*	R	4	Thomas BALFE	GBR	W2R	1:43.885	4	11	0.234	0.087	86.19
5	23*	R	5	Harry GAMBLE	GBR	Elite Motorsport	1:44.326	3	10	0.675	0.441	85.83
6	77	R	6	Gareth THOMAS	GBR	W2R	1:44.541	9	11	0.890	0.215	85.65
7	11*	GTA	1	Amy TOMLINSON	GBR	W2R	1:44.607	11	11	0.956	0.066	85.60
8	88*	GTA	2	Marc ELMAN	GBR	SVG Motorsport	1:44.906	8	11	1.255	0.299	85.35
9	3*	GTA	3	Julian WANTLING (C)	GBR	E3 Sport	1:44.963	6	11	1.312	0.057	85.31
10	47	GTA	4	Emma TOMLINSON	GBR	W2R	1:45.039	4	10	1.388	0.076	85.24
11	51	R	7	Jamie CAUDLE	GBR	E3 Sport	1:45.347	8	10	1.696	0.308	84.99
12	7*	GTA	5	Charlotte LOWE	GBR	W2R	1:45.946	7	10	2.295	0.599	84.51
13	6	R	8	Peter THOMPSON (C)	GBR	W2R	1:46.024	2	10	2.373	0.078	84.45
14	63	R	9	Ali AL JUFFALI	KSA	Elite Motorsport	1:46.827	6	10	3.176	0.803	83.82
15	13*	GTA	6	Lucy TOMLINSON	GBR	W2R	1:46.882	4	10	3.231	0.055	83.77
16	44	R	10	Lucie HODGSON (C)	GBR	W2R	1:50.157	3	10	6.506	3.275	81.28
17	12	R	11	Paul THOMAS	GBR	W2R	1:51.238	2	3	7.587	1.081	80.49

#### Comments:

No. 59, 88 - 1 Lap time disallowed; exceeding track limits.

No. 13 - 2 Lap times disallowed; exceeding track limits.

No. 3, 11, 23 - 3 Lap times disallowed; exceeding track limits.

No. 7 - 4 Lap times disallowed; exceeding track limits.

Weather / Track : Sunny / Dry

These results are provisional until the conclusion of any judicial and technical matters.

Date: 25/05/2024 Start: 11:10 Finish: 11:34

Donington Park GP: 2.4873 miles

Clerk Of Course: Paul Levitt	Stewards:	Timekeeper: Gethin Rees	
------------------------------	-----------	-------------------------	--

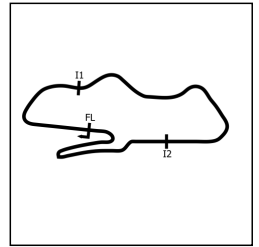
Results can be found at [www.tsl-timing.com](http://www.tsl-timing.com)

Printed - 11:39 Saturday, 25 May 2024



# 2024 Ginetta GT Academy

## QUALIFYING - SECTOR ANALYSIS



SECTOR 1 = FL to I1, SECTOR 2 = I1 to I2, SECTOR 3 = I2 to FL, DIFF = Difference To Personal Best Lap, P = Crossed Finish Line in Pit Lane, D = Time Disallowed

P1		21 R		Luke SHAW			Raceway Motorsport				
IDEAL LAP TIME : 1:43.302		BEST LAP TIME : 1:43.556			DIFFERENCE : 0.254						
LAP	SECTOR 1		SECTOR 2		SECTOR 3		LAP TIME	MPH	DIFF	TIME OF DAY	
1 -	24.652	107.5	42.319	114.1	41.713	83.7	1:48.684	82.38	5.128	11:12:40.117	
2 -	23.272	115.1	41.214	115.3	40.352	82.8	1:44.838	85.41	1.282	11:14:24.955	
3 -	23.094	<b>116.7</b>	40.755	115.3	39.983	83.0	1:43.832	86.23	0.276	11:16:08.787	
4 -	23.167	116.3	<b>40.613</b>	<b>115.9</b>	39.991	83.2	1:43.771 (3)	86.29	0.215	11:17:52.558	
5 -	OUTLAP	114.7	41.077	115.1	40.709	83.4	7:11.474	20.75	5:27.918	11:25:04.032	
6 -	<b>23.004</b>	<b>116.7</b>	40.948	115.5	40.048	83.0	1:44.000	86.10	0.444	11:26:48.032	
7 -	23.216	114.9	41.201	115.3	40.588	<b>83.8</b>	1:45.005	85.27	1.449	11:28:33.037	
8 -	23.165	116.3	40.766	115.3	40.025	83.1	1:43.956	86.13	0.400	11:30:16.993	
9 -	23.008	116.5	40.898	<b>115.9</b>	39.750	82.5	1:43.656 (2)	86.38	0.100	11:32:00.649	
10 -	23.106	115.5	40.803	115.5	39.954	82.8	1:43.863	86.21	0.307	11:33:44.512	
11 -	23.096	<b>116.7</b>	40.775	115.7	<b>39.685</b>	82.8	<b>1:43.556 (1)</b>	<b>86.46</b>		<b>11:35:28.068</b>	

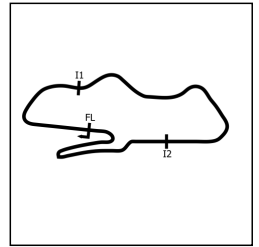
P2		24 R		James NICHOLAS			W2R				
IDEAL LAP TIME : 1:43.451		BEST LAP TIME : 1:43.607			DIFFERENCE : 0.156						
LAP	SECTOR 1		SECTOR 2		SECTOR 3		LAP TIME	MPH	DIFF	TIME OF DAY	
1 -	OUTLAP	112.5	42.228	114.9	41.664	<b>83.3</b>	2:34.740	57.86	51.133	11:13:54.863	
2 -	23.350	115.9	41.076	114.7	40.549	82.8	1:44.975	85.30	1.368	11:15:39.838	
3 -	23.069	115.7	40.576	115.1	<b>40.006</b>	81.8	1:43.651 (2)	86.39	0.044	11:17:23.489	
4 -	OUTLAP	<b>116.7</b>	40.871	115.5	40.631	83.2	8:51.520	16.84	7:07.913	11:26:15.009	
5 -	22.977	116.3	40.610	115.3	40.177	82.6	1:43.764 (3)	86.29	0.157	11:27:58.773	
6 -	23.044	116.1	40.840	115.1	40.078	82.8	1:43.962	86.13	0.355	11:29:42.735	
7 -	<b>22.976</b>	116.1	<b>40.469</b>	<b>115.9</b>	40.162	82.4	<b>1:43.607 (1)</b>	<b>86.42</b>		<b>11:31:26.342</b>	
8 -	23.037	116.3	40.572	<b>115.9</b>	40.241	81.4	1:43.850	86.22	0.243	11:33:10.192	
9 -	23.164	116.3	41.824	93.7	43.887	83.2	1:48.875	82.24	5.268	11:34:59.067	

P3		33 R		Mike TAYLOR			W2R				
IDEAL LAP TIME : 1:43.405		BEST LAP TIME : 1:43.665			DIFFERENCE : 0.260						
LAP	SECTOR 1		SECTOR 2		SECTOR 3		LAP TIME	MPH	DIFF	TIME OF DAY	
1 -	24.583	111.4	42.880	112.9	42.704	82.8	1:50.167	81.28	6.502	11:12:54.012	
2 -	23.220	116.3	41.389	108.0	42.902	82.5	1:47.511	83.28	3.846	11:14:41.523	
3 -	23.099	116.1	40.869	<b>115.5</b>	<b>39.697</b>	83.4	<b>1:43.665 (1)</b>	<b>86.37</b>		<b>11:16:25.188</b>	
4 -	<b>23.058</b>	116.3	40.872	114.7	45.912	<b>83.7</b>	1:49.842	81.52	6.177	11:18:15.030	
5 -	OUTLAP	109.6	41.622	111.4	42.702	83.2	7:05.503	21.04	5:21.838	11:25:20.533	
6 -	23.061	115.7	40.704	114.9	40.234	82.3	1:43.999	86.10	0.334	11:27:04.532	
7 -	23.107	<b>116.5</b>	40.699	<b>115.5</b>	40.006	83.0	1:43.812 (3)	86.25	0.147	11:28:48.344	
8 -	23.117	115.9	41.123	99.4	49.423	83.4	1:53.663	78.78	9.998	11:30:42.007	
9 -	23.091	116.1	40.827	115.3	39.941	82.9	1:43.859	86.21	0.194	11:32:25.866	
10 -	23.134	115.9	<b>40.650</b>	115.3	40.014	83.0	1:43.798 (2)	86.26	0.133	11:34:09.664	
11 -	23.265	115.1	40.777	<b>115.5</b>	IN PIT		1:50.881 P	80.75	7.216	11:36:00.545	

P4		59 R		Thomas BALFE			W2R				
IDEAL LAP TIME : 1:43.463		BEST LAP TIME : 1:43.749			DIFFERENCE : 0.286						
LAP	SECTOR 1		SECTOR 2		SECTOR 3		LAP TIME	MPH	DIFF	TIME OF DAY	
1 -	23.954	114.9	42.363	108.9	42.524	<b>84.4</b>	1:48.841	82.27	5.092	11:12:42.015	
2 -	23.369	116.1	41.137	115.1	40.381	82.9	1:44.887	85.37	1.138	11:14:26.902	
3 -	23.231	116.3	41.138	114.3	40.042	82.9	1:44.411	85.76	0.662	11:16:11.313	
4 -	23.117	116.5	41.008	115.1	<b>39.760</b>	82.9	1:43.885 (2)	86.19	0.136	11:17:55.198	
5 -	OUTLAP	116.5	41.021	115.3	40.916	82.8	7:10.680	20.79	5:26.931	11:25:05.878	
6 -	23.281	116.5	41.065	115.7	40.166	82.7	1:44.512	85.67	0.763	11:26:50.390	
7 -	<b>22.961</b>	116.3	40.881	<b>115.9</b>	39.907	82.2	<b>1:43.749 (1)</b>	<b>86.30</b>		<b>11:28:34.139</b>	
8 -	23.183	116.5	40.937	115.5	41.109	83.8	1:45.229	85.09	1.480	11:30:19.368	
9 -	23.160	115.7	40.905	<b>115.9</b>	40.120	82.9	1:44.185 (3)	85.94	0.436	11:32:03.553	
10 -	23.190	<b>116.7</b>	40.871	<b>115.9</b>	39.911	82.9	1:43.972 D	86.12	0.223	11:33:47.525	
11 -	23.219	115.9	<b>40.742</b>	115.3	IN PIT		1:49.813 P	81.54	6.064	11:35:37.338	

# 2024 Ginetta GT Academy

## QUALIFYING - SECTOR ANALYSIS



SECTOR 1 = FL to I1, SECTOR 2 = I1 to I2, SECTOR 3 = I2 to FL, DIFF = Difference To Personal Best Lap, P = Crossed Finish Line in Pit Lane, D = Time Disallowed

P5		11 GTA		Amy TOMLINSON		W2R					
IDEAL LAP TIME : 1:44.062		BEST LAP TIME : 1:44.231		DIFFERENCE : 0.169							
LAP	SECTOR 1		SECTOR 2		SECTOR 3		LAP TIME	MPH	DIFF	TIME OF DAY	
1 -	24.805	105.1	42.972	113.9	41.994	82.2	1:49.771	81.57	5.540	11:12:46.128	
2 -	23.587	111.8	41.718	113.9	40.596	81.7	<del>1:45.904</del> D	84.55	1.670	11:14:32.029	
3 -	23.308	115.5	41.310	114.9	40.204	81.7	<del>1:44.822</del> D	85.42	0.591	11:16:16.851	
4 -	23.251	116.3	<b>40.989</b>	114.5	40.460	82.0	<del>1:44.700</del> D	85.52	0.469	11:18:01.551	
5 -	OUTLAP	113.5	41.586	114.5	41.186	82.3	7:07.584	20.94	5:23.353	11:25:09.135	
6 -	23.412	115.3	41.247	115.3	40.700	82.6	1:45.359	84.98	1.128	11:26:54.494	
7 -	23.201	115.7	41.300	115.5	40.366	82.3	1:44.867	85.38	0.636	11:28:39.361	
8 -	23.275	115.7	41.274	115.1	40.363	82.5	1:44.912	85.35	0.681	11:30:24.273	
9 -	23.259	<b>116.5</b>	41.047	<b>115.7</b>	<b>39.925</b>	82.5	<b>1:44.231 (1)</b>	<b>85.90</b>		<b>11:32:08.504</b>	
10 -	<b>23.148</b>	116.1	41.230	115.3	40.415	82.1	1:44.793 (3)	85.44	0.562	11:33:53.297	
11 -	23.327	115.1	41.102	115.3	40.178	<b>82.7</b>	1:44.607 (2)	85.60	0.376	11:35:37.904	

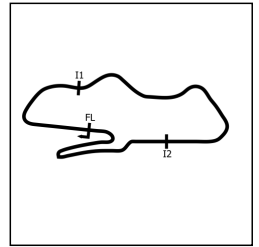
P6		23 R		Harry GAMBLE		Elite Motorsport					
IDEAL LAP TIME : 1:43.826		BEST LAP TIME : 1:44.321		DIFFERENCE : 0.495							
LAP	SECTOR 1		SECTOR 2		SECTOR 3		LAP TIME	MPH	DIFF	TIME OF DAY	
1 -	24.041	114.7	43.763	112.7	41.457	82.6	1:49.261	81.95	4.940	11:13:19.138	
2 -	23.458	<b>116.3</b>	42.253	114.1	41.114	83.2	1:46.825 (3)	83.82	2.504	11:15:05.963	
3 -	23.219	116.1	41.028	114.9	40.079	82.5	1:44.326 (2)	85.83	0.005	11:16:50.289	
4 -	23.391	115.3	40.873	114.9	42.774	83.2	1:47.038	83.65	2.717	11:18:37.327	
5 -	OUTLAP	116.1	41.182	<b>115.3</b>	41.141	<b>83.9</b>	7:18.926	20.40	5:34.605	11:25:56.253	
6 -	<b>23.116</b>	115.7	40.979	<b>115.3</b>	<b>39.840</b>	82.3	<del>1:43.935</del> D	86.15		11:27:40.188	
7 -	23.256	116.1	<b>40.870</b>	114.9	40.020	82.1	<del>1:44.146</del> D	85.97		11:29:24.334	
8 -	23.323	115.7	40.991	115.1	40.112	82.0	<del>1:44.426</del> D	85.74	0.105	11:31:08.760	
9 -	23.261	114.9	40.960	<b>115.3</b>	45.641	83.6	1:49.862	81.50	5.541	11:32:58.622	
10 -	23.164	116.1	41.195	114.5	39.962	82.8	<b>1:44.321 (1)</b>	<b>85.83</b>		<b>11:34:42.943</b>	

P7		88 GTA		Marc ELMAN		SVG Motorsport					
IDEAL LAP TIME : 1:44.185		BEST LAP TIME : 1:44.330		DIFFERENCE : 0.145							
LAP	SECTOR 1		SECTOR 2		SECTOR 3		LAP TIME	MPH	DIFF	TIME OF DAY	
1 -	24.217	116.1	43.276	114.9	41.722	83.3	1:49.215	81.98	4.885	11:12:48.366	
2 -	23.510	114.7	41.951	112.5	41.302	81.5	1:46.763	83.87	2.433	11:14:35.129	
3 -	23.274	115.9	42.429	102.4	41.305	82.2	1:47.008	83.68	2.678	11:16:22.137	
4 -	23.278	116.7	41.293	114.5	40.913	82.7	1:45.484	84.88	1.154	11:18:07.621	
5 -	OUTLAP	107.0	43.108	115.3	41.034	83.8	7:14.318	20.61	5:29.988	11:25:21.939	
6 -	23.250	116.9	41.472	115.7	40.651	81.7	1:45.373	84.97	1.043	11:27:07.312	
7 -	23.341	115.9	41.122	114.3	<b>40.110</b>	82.2	<del>1:44.573</del> D	85.62	0.243	11:28:51.885	
8 -	23.169	<b>117.5</b>	41.257	115.1	40.480	82.0	1:44.906 (2)	85.35	0.576	11:30:36.791	
9 -	<b>23.067</b>	116.9	<b>41.008</b>	<b>116.1</b>	40.255	82.5	<b>1:44.330 (1)</b>	<b>85.82</b>		<b>11:32:21.121</b>	
10 -	23.239	117.3	41.250	115.3	41.458	<b>84.4</b>	1:45.947	84.51	1.617	11:34:07.068	
11 -	23.139	116.5	41.290	<b>116.1</b>	40.747	82.5	1:45.176 (3)	85.13	0.846	11:35:52.244	

P8		77 R		Gareth THOMAS		W2R					
IDEAL LAP TIME : 1:44.238		BEST LAP TIME : 1:44.498		DIFFERENCE : 0.260							
LAP	SECTOR 1		SECTOR 2		SECTOR 3		LAP TIME	MPH	DIFF	TIME OF DAY	
1 -	24.898	107.8	43.552	113.1	41.733	82.4	1:50.183	81.26	5.685	11:12:51.614	
2 -	23.525	113.9	41.669	114.1	41.319	83.0	1:46.513	84.06	2.015	11:14:38.127	
3 -	23.340	115.5	41.034	115.7	40.729	82.4	1:45.103	85.19	0.605	11:16:23.230	
4 -	23.157	116.9	41.121	115.7	40.516	82.9	1:44.794	85.44	0.296	11:18:08.024	
5 -	OUTLAP	116.1	41.951	115.3	<b>40.371</b>	82.9	7:05.194	21.05	5:20.696	11:25:13.218	
6 -	<b>23.057</b>	<b>117.3</b>	41.013	115.7	40.428	83.0	<b>1:44.498 (1)</b>	<b>85.69</b>		<b>11:26:57.716</b>	
7 -	23.082	117.1	41.057	115.9	40.437	81.5	1:44.576	85.62	0.078	11:28:42.292	
8 -	23.093	116.7	41.082	115.7	40.389	83.1	1:44.564	85.63	0.066	11:30:26.856	
9 -	23.089	116.5	<b>40.810</b>	<b>116.1</b>	40.642	<b>83.6</b>	1:44.541 (2)	85.65	0.043	11:32:11.397	
10 -	23.140	116.9	41.042	115.5	40.379	82.4	1:44.561 (3)	85.63	0.063	11:33:55.958	
11 -	23.162	116.7	40.996	115.7	40.747	82.9	1:44.905	85.35	0.407	11:35:40.863	

# 2024 Ginetta GT Academy

## QUALIFYING - SECTOR ANALYSIS



SECTOR 1 = FL to I1, SECTOR 2 = I1 to I2, SECTOR 3 = I2 to FL, DIFF = Difference To Personal Best Lap, P = Crossed Finish Line in Pit Lane, D = Time Disallowed

P9		3 GTA		Julian WANTLING (C)			E3 Sport			
IDEAL LAP TIME : 1:44.353		BEST LAP TIME : 1:44.863		DIFFERENCE : 0.510						
LAP	SECTOR 1		SECTOR 2		SECTOR 3		LAP TIME	MPH	DIFF	TIME OF DAY
1 -	24.987	105.8	46.179	113.9	42.255	<b>83.3</b>	1:53.421	78.94	8.558	11:12:50.415
2 -	23.401	115.3	41.445	114.9	40.910	82.6	1:45.756	84.67	0.893	11:14:36.171
3 -	23.268	<b>117.1</b>	<b>41.050</b>	114.7	40.817	81.8	1:45.135	85.17	0.272	11:16:21.306
4 -	23.252	115.9	41.418	114.1	<b>40.193</b>	82.3	<b>1:44.863 (1)</b>	<b>85.39</b>		<b>11:18:06.169</b>
5 -	OUTLAP	99.4	45.344	92.1	42.259	<b>83.3</b>	7:09.058	20.87	5:24.195	11:25:15.227
6 -	23.194	116.5	41.262	<b>115.5</b>	40.507	82.8	1:44.963 (2)	85.31	0.100	11:27:00.190
7 -	23.220	116.1	41.334	115.1	40.409	82.7	<del>1:44.963</del> D	85.31	0.100	11:28:45.153
8 -	<b>23.110</b>	115.5	41.244	115.1	40.447	82.7	<del>1:44.804</del> D	85.44		11:30:29.954
9 -	23.160	115.9	41.321	115.3	40.795	82.8	<del>1:45.276</del> D	85.05	0.413	11:32:15.230
10 -	23.299	115.7	41.057	<b>115.5</b>	40.607	81.9	1:44.963 (2)	85.31	0.100	11:34:00.193
11 -	23.269	115.7	41.071	<b>115.5</b>	40.753	82.9	1:45.093	85.20	0.230	11:35:45.286

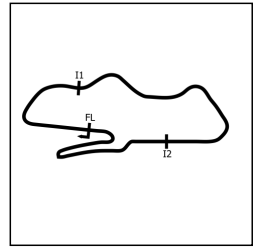
P10		47 GTA		Emma TOMLINSON			W2R			
IDEAL LAP TIME : 1:44.774		BEST LAP TIME : 1:44.975		DIFFERENCE : 0.201						
LAP	SECTOR 1		SECTOR 2		SECTOR 3		LAP TIME	MPH	DIFF	TIME OF DAY
1 -	25.457	102.2	47.284	95.5	47.993	83.0	2:00.734	74.16	15.759	11:13:10.937
2 -	23.526	116.1	41.713	114.5	40.664	82.2	1:45.903	84.55	0.928	11:14:56.840
3 -	23.229	116.1	<b>41.485</b>	114.5	40.863	82.6	1:45.577	84.81	0.602	11:16:42.417
4 -	<b>23.181</b>	115.7	41.524	114.9	40.334	82.6	1:45.039 (2)	85.24	0.064	11:18:27.456
5 -	OUTLAP	115.7	41.852	115.1	41.319	<b>83.5</b>	8:00.398	18.63	6:15.423	11:26:27.854
6 -	23.508	115.3	41.794	115.1	40.285	82.3	1:45.587	84.80	0.612	11:28:13.441
7 -	23.393	115.7	41.661	115.1	40.435	82.4	1:45.489	84.88	0.514	11:29:58.930
8 -	23.309	115.9	41.558	<b>115.7</b>	<b>40.108</b>	82.5	<b>1:44.975 (1)</b>	<b>85.30</b>		<b>11:31:43.905</b>
9 -	23.427	115.3	41.592	<b>115.7</b>	40.780	83.0	1:45.799	84.63	0.824	11:33:29.704
10 -	23.342	115.9	41.505	<b>115.7</b>	40.468	82.7	1:45.315 (3)	85.02	0.340	11:35:15.019

P11		51 R		Jamie CAUDLE			E3 Sport			
IDEAL LAP TIME : 1:44.760		BEST LAP TIME : 1:45.146		DIFFERENCE : 0.386						
LAP	SECTOR 1		SECTOR 2		SECTOR 3		LAP TIME	MPH	DIFF	TIME OF DAY
1 -	25.197	102.1	46.775	112.0	44.786	83.3	1:56.758	76.69	11.612	11:13:24.923
2 -	23.743	116.1	42.230	114.9	41.826	80.9	1:47.799	83.06	2.653	11:15:12.722
3 -	23.782	116.9	41.704	115.9	47.942	84.2	1:53.428	78.94	8.282	11:17:06.150
4 -	23.253	117.1	45.660	95.0	45.034	<b>84.6</b>	1:53.947	78.58	8.801	11:19:00.097
5 -	OUTLAP	109.4	42.244	115.9	42.635	<b>84.6</b>	6:25.508	23.22	4:40.362	11:25:25.605
6 -	23.230	117.1	44.095	107.3	43.857	83.9	1:51.182	80.53	6.036	11:27:16.787
7 -	23.425	115.9	<b>41.099</b>	<b>116.3</b>	41.160	83.4	1:45.684 (3)	84.72	0.538	11:29:02.471
8 -	<b>23.122</b>	<b>117.5</b>	41.276	116.1	40.949	83.0	1:45.347 (2)	84.99	0.201	11:30:47.818
9 -	23.776	96.6	45.019	103.2	45.990	83.8	1:54.785	78.01	9.639	11:32:42.603
10 -	23.251	116.5	41.356	<b>116.3</b>	<b>40.539</b>	83.5	<b>1:45.146 (1)</b>	<b>85.16</b>		<b>11:34:27.749</b>

P12		6 R		Peter THOMPSON (C)			W2R			
IDEAL LAP TIME : 1:45.519		BEST LAP TIME : 1:45.525		DIFFERENCE : 0.006						
LAP	SECTOR 1		SECTOR 2		SECTOR 3		LAP TIME	MPH	DIFF	TIME OF DAY
1 -	26.607	93.3	49.604	84.3	47.038	82.1	2:03.249	72.65	17.724	11:13:28.309
2 -	23.521	<b>116.1</b>	<b>41.439</b>	114.3	41.064	82.3	1:46.024 (2)	84.45	0.499	11:15:14.333
3 -	27.511	82.6	47.096	113.1	43.584	83.0	1:58.191	75.76	12.666	11:17:12.524
4 -	23.544	114.5	43.684	103.0	43.583	<b>83.1</b>	1:50.811	80.80	5.286	11:19:03.335
5 -	OUTLAP	91.3	45.764	111.1	42.312	82.5	6:39.373	22.42	4:53.848	11:25:42.708
6 -	23.435	114.7	41.754	114.5	41.188	82.0	1:46.377 (3)	84.17	0.852	11:27:29.085
7 -	24.217	109.1	42.504	97.3	43.790	82.3	1:50.511	81.02	4.986	11:29:19.596
8 -	23.659	113.5	41.858	114.9	45.490	82.7	1:51.007	80.66	5.482	11:31:10.603
9 -	<b>23.232</b>	114.9	41.445	114.9	<b>40.848</b>	82.4	<b>1:45.525 (1)</b>	<b>84.85</b>		<b>11:32:56.128</b>
10 -	23.358	115.3	41.581	<b>115.3</b>	41.530	82.4	1:46.469	84.10	0.944	11:34:42.597

# 2024 Ginetta GT Academy

## QUALIFYING - SECTOR ANALYSIS



SECTOR 1 = FL to I1, SECTOR 2 = I1 to I2, SECTOR 3 = I2 to FL, DIFF = Difference To Personal Best Lap, P = Crossed Finish Line in Pit Lane, D = Time Disallowed

P13		7 GTA		Charlotte LOWE		W2R					
IDEAL LAP TIME : 1:45.473		BEST LAP TIME : 1:45.732		DIFFERENCE : 0.259							
LAP	SECTOR 1		SECTOR 2		SECTOR 3		LAP TIME	MPH	DIFF	TIME OF DAY	
1 -	26.667	100.3	46.762	89.1	44.068	80.8	1:57.497	76.21	11.765	11:13:03.925	
2 -	24.233	114.1	42.562	112.7	41.423	81.6	<del>1:48.218</del> D	82.74	2.486	11:14:52.143	
3 -	23.519	116.1	<b>41.280</b>	115.3	50.317	81.2	<del>1:55.116</del> D	77.78	9.384	11:16:47.259	
4 -	23.861	<b>116.9</b>	41.378	115.1	41.112	81.3	1:46.351 (3)	84.19	0.619	11:18:33.610	
5 -	OUTLAP	115.7	41.759	<b>115.5</b>	41.124	<b>81.7</b>	<del>1:45.225</del> D	19.24	5:59.493	11:26:18.835	
6 -	23.948	114.9	41.869	114.5	41.035	<b>81.7</b>	<del>1:46.852</del> D	83.80	1.120	11:28:05.687	
7 -	23.566	115.9	41.601	114.7	40.779	81.1	1:45.946 (2)	84.51	0.214	11:29:51.633	
<b>8 -</b>	<b>23.424</b>	116.7	41.539	115.1	<b>40.769</b>	78.3	<b>1:45.732 (1)</b>	<b>84.69</b>		<b>11:31:37.365</b>	
9 -	23.924	115.7	41.672	115.3	40.867	81.1	1:46.463	84.10	0.731	11:33:23.828	
10 -	23.922	111.8	42.056	115.3	41.453	78.6	1:47.431	83.35	1.699	11:35:11.259	

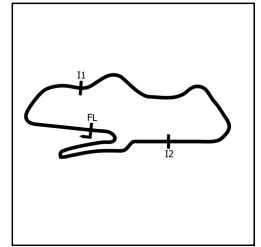
P14		63 R		Ali AL JUFFALI		Elite Motorsport					
IDEAL LAP TIME : 1:46.318		BEST LAP TIME : 1:46.529		DIFFERENCE : 0.211							
LAP	SECTOR 1		SECTOR 2		SECTOR 3		LAP TIME	MPH	DIFF	TIME OF DAY	
1 -	OUTLAP	113.3	43.340	113.9	42.417	82.4	2:07.342	70.31	20.813	11:13:45.323	
2 -	23.672	116.3	41.978	115.1	41.496	82.7	1:47.146	83.57	0.617	11:15:32.469	
3 -	23.439	116.7	42.129	114.7	41.591	82.4	1:47.159	83.56	0.630	11:17:19.628	
4 -	<b>23.277</b>	<b>117.1</b>	42.741	114.1	41.499	78.2	1:47.517	83.28	0.988	11:19:07.145	
5 -	OUTLAP	115.7	42.148	115.3	42.164	81.5	6:53.548	21.65	5:07.019	11:26:00.693	
6 -	23.376	<b>117.1</b>	41.692	<b>115.9</b>	41.759	82.7	1:46.827 (2)	83.82	0.298	11:27:47.520	
7 -	23.473	<b>117.1</b>	<b>41.556</b>	<b>115.9</b>	41.805	<b>83.1</b>	1:46.834 (3)	83.81	0.305	11:29:34.354	
8 -	23.339	116.9	42.167	115.7	41.779	82.9	1:47.285	83.46	0.756	11:31:21.639	
9 -	23.348	116.1	42.295	115.7	<b>41.485</b>	83.0	1:47.128	83.58	0.599	11:33:08.767	
<b>10 -</b>	23.298	116.5	41.665	<b>115.9</b>	41.566	82.6	<b>1:46.529 (1)</b>	<b>84.05</b>		<b>11:34:55.296</b>	

P15		12 R		Paul THOMAS		W2R					
IDEAL LAP TIME : 1:46.654		BEST LAP TIME : 1:46.654		DIFFERENCE : 0.000							
LAP	SECTOR 1		SECTOR 2		SECTOR 3		LAP TIME	MPH	DIFF	TIME OF DAY	
1 -	24.418	116.1	44.765	<b>114.5</b>	51.776	80.1	2:00.959 (3)	74.02	14.305	11:13:16.015	
2 -	23.569	<b>117.3</b>	42.865	84.9	44.804	<b>81.9</b>	1:51.238 (2)	80.49	4.584	11:15:07.253	
<b>3 -</b>	<b>23.371</b>	116.7	<b>42.244</b>	<b>114.5</b>	<b>41.039</b>	81.8	<b>1:46.654 (1)</b>	<b>83.95</b>		<b>11:16:53.907</b>	

P16		13 GTA		Lucy TOMLINSON		W2R					
IDEAL LAP TIME : 1:46.192		BEST LAP TIME : 1:46.875		DIFFERENCE : 0.683							
LAP	SECTOR 1		SECTOR 2		SECTOR 3		LAP TIME	MPH	DIFF	TIME OF DAY	
1 -	25.246	107.3	44.737	106.1	44.859	81.7	1:54.842	77.97	7.967	11:12:55.356	
2 -	23.649	<b>115.9</b>	41.447	115.1	42.006	81.1	1:47.102	83.60	0.227	11:14:42.458	
3 -	23.800	114.1	41.343	115.1	41.766	81.5	1:46.909 (3)	83.75	0.034	11:16:29.367	
4 -	24.000	113.9	<b>41.340</b>	114.7	41.542	81.7	1:46.882 (2)	83.77	0.007	11:18:16.249	
5 -	OUTLAP	106.0	44.391	114.1	42.680	80.7	7:08.288	20.90	5:21.413	11:25:24.537	
6 -	23.742	114.7	42.859	112.7	41.711	81.3	1:48.312	82.67	1.437	11:27:12.849	
<b>7 -</b>	23.621	114.7	41.789	114.9	41.465	81.6	<b>1:46.875 (1)</b>	<b>83.78</b>		<b>11:28:59.724</b>	
8 -	23.575	115.1	41.733	115.3	41.507	<b>81.8</b>	<del>1:46.845</del> D	83.83		11:30:46.539	
9 -	<b>23.519</b>	114.5	41.711	<b>115.7</b>	41.676	81.1	<del>1:46.906</del> D	83.76	0.031	11:32:33.445	
10 -	23.749	115.5	41.835	115.1	<b>41.333</b>	81.0	1:46.917	83.75	0.042	11:34:20.362	

# 2024 Ginetta GT Academy

## QUALIFYING - SECTOR ANALYSIS



SECTOR 1 = FL to I1, SECTOR 2 = I1 to I2, SECTOR 3 = I2 to FL, DIFF = Difference To Personal Best Lap, P = Crossed Finish Line in Pit Lane, D = Time Disallowed

P17		44 R		Lucie HODGSON (C)			W2R				
IDEAL LAP TIME : 1:49.340		BEST LAP TIME : 1:49.686			DIFFERENCE : 0.346						
LAP	SECTOR 1		SECTOR 2		SECTOR 3		LAP TIME	MPH	DIFF	TIME OF DAY	
1 -	27.511	101.6	46.059	113.1	45.331	80.7	1:58.901	75.31	9.215	11:13:17.323	
2 -	24.342	108.9	44.945	113.9	43.546	80.7	1:52.833	79.36	3.147	11:15:10.156	
3 -	24.286	<b>109.2</b>	<b>43.196</b>	114.7	42.675	82.1	1:50.157 <b>(2)</b>	81.28	0.471	11:17:00.313	
4 -	24.049	109.1	43.962	114.1	42.403	82.2	1:50.414 <b>(3)</b>	81.09	0.728	11:18:50.727	
5 -	OUTLAP	96.8	45.156	114.1	43.077	<b>83.0</b>	6:36.581	22.57	4:46.895	11:25:27.308	
6 -	23.930	107.5	43.612	<b>115.3</b>	43.069	82.8	1:50.611	80.95	0.925	11:27:17.919	
7 -	24.107	<b>109.2</b>	44.089	114.9	42.628	81.7	1:50.824	80.79	1.138	11:29:08.743	
8 -	24.316	107.0	43.788	114.7	42.785	82.3	1:50.889	80.75	1.203	11:30:59.632	
9 -	24.024	108.2	44.492	114.5	43.244	82.6	1:51.760	80.12	2.074	11:32:51.392	
<b>10 -</b>	<b>23.900</b>	107.7	43.542	114.7	<b>42.244</b>	82.3	<b>1:49.686 (1)</b>	<b>81.63</b>		<b>11:34:41.078</b>	

# 2024 Ginetta GT Academy

## QUALIFYING - BEST SECTORS

SECTOR 1			SECTOR 2			SECTOR 3			IDEAL / BEST COMPARISON						
POS	NO	NAME	TIME	NO	NAME	TIME	NO	NAME	TIME	POS	NO	NAME	IDEAL	BEST	DIFF
												<b>PERFECT LAP</b>	<b>1:43.115</b>		
1	59	BALFE	22.961	24	NICHOLAS	40.469	21	SHAW	39.685	1	21	SHAW	1:43.302	1:43.556	0.254
2	24	NICHOLAS	22.976	21	SHAW	40.613	33	TAYLOR	39.697	2	33	TAYLOR	1:43.405	1:43.665	0.260
3	21	SHAW	23.004	33	TAYLOR	40.650	59	BALFE	39.760	3	24	NICHOLAS	1:43.451	1:43.607	0.156
4	77	THOMAS	23.057	59	BALFE	40.742	23	GAMBLE	39.840	4	59	BALFE	1:43.463	1:43.749	0.286
5	33	TAYLOR	23.058	77	THOMAS	40.810	11	TOMLINSON	39.925	5	23	GAMBLE	1:43.826	1:44.321	0.495
6	88	ELMAN	23.067	23	GAMBLE	40.870	24	NICHOLAS	40.006	6	11	TOMLINSON	1:44.062	1:44.231	0.169
7	3	WANTLING (C)	23.110	11	TOMLINSON	40.989	47	TOMLINSON	40.108	7	88	ELMAN	1:44.185	1:44.330	0.145
8	23	GAMBLE	23.116	88	ELMAN	41.008	88	ELMAN	40.110	8	77	THOMAS	1:44.238	1:44.498	0.260
9	51	CAUDLE	23.122	3	WANTLING (C)	41.050	3	WANTLING (C)	40.193	9	3	WANTLING (C)	1:44.353	1:44.863	0.510
10	11	TOMLINSON	23.148	51	CAUDLE	41.099	77	THOMAS	40.371	10	51	CAUDLE	1:44.760	1:45.146	0.386
11	47	TOMLINSON	23.181	7	LOWE	41.280	51	CAUDLE	40.539	11	47	TOMLINSON	1:44.774	1:44.975	0.201
12	6	THOMPSON (C)	23.232	13	TOMLINSON	41.340	7	LOWE	40.769	12	7	LOWE	1:45.473	1:45.732	0.259
13	63	AL JUFFALI	23.277	6	THOMPSON (C)	41.439	6	THOMPSON (C)	40.848	13	6	THOMPSON (C)	1:45.519	1:45.525	0.006
14	12	THOMAS	23.371	47	TOMLINSON	41.485	12	THOMAS	41.039	14	13	TOMLINSON	1:46.192	1:46.875	0.683
15	7	LOWE	23.424	63	AL JUFFALI	41.556	13	TOMLINSON	41.333	15	63	AL JUFFALI	1:46.318	1:46.529	0.211
16	13	TOMLINSON	23.519	12	THOMAS	42.244	63	AL JUFFALI	41.485	16	12	THOMAS	1:46.654	1:46.654	0.000
17	44	HODGSON (C)	23.900	44	HODGSON (C)	43.196	44	HODGSON (C)	42.244	17	44	HODGSON (C)	1:49.340	1:49.686	0.346

# 2024 Ginetta GT Academy

## QUALIFYING - BEST SPEEDS

POS	INTERMEDIATE 1			INTERMEDIATE 2			FINISH LINE		
	NO	NAME	MPH	NO	NAME	MPH	NO	NAME	MPH
1	88	ELMAN	117.5	51	CAUDLE	116.3	51	CAUDLE	84.6
2	51	CAUDLE	117.5	88	ELMAN	116.1	59	BALFE	84.4
3	77	THOMAS	117.3	77	THOMAS	116.1	88	ELMAN	84.4
4	12	THOMAS	117.3	21	SHAW	115.9	23	GAMBLE	83.9
5	3	WANTLING (C)	117.1	24	NICHOLAS	115.9	21	SHAW	83.8
6	63	AL JUFFALI	117.1	59	BALFE	115.9	33	TAYLOR	83.7
7	7	LOWE	116.9	63	AL JUFFALI	115.9	77	THOMAS	83.6
8	21	SHAW	116.7	11	TOMLINSON	115.7	47	TOMLINSON	83.5
9	24	NICHOLAS	116.7	47	TOMLINSON	115.7	24	NICHOLAS	83.3
10	59	BALFE	116.7	13	TOMLINSON	115.7	3	WANTLING (C)	83.3
11	33	TAYLOR	116.5	33	TAYLOR	115.5	6	THOMPSON (C)	83.1
12	11	TOMLINSON	116.5	3	WANTLING (C)	115.5	63	AL JUFFALI	83.1
13	47	TOMLINSON	116.5	7	LOWE	115.5	44	HODGSON (C)	83.0
14	23	GAMBLE	116.3	23	GAMBLE	115.3	11	TOMLINSON	82.7
15	6	THOMPSON (C)	116.1	6	THOMPSON (C)	115.3	12	THOMAS	81.9
16	13	TOMLINSON	115.9	44	HODGSON (C)	115.3	13	TOMLINSON	81.8
17	44	HODGSON (C)	109.2	12	THOMAS	114.5	7	LOWE	81.7

# 2024 Ginetta GT Academy

## QUALIFYING - STATISTICS

<b>Competitors Started</b>	17
<b>Planned Start</b>	2024-05-25 @ 11:15:00.000
<b>Actual Start</b>	2024-05-25 @ 11:10:02.940
<b>Finish Time</b>	2024-05-25 @ 11:34:12.198
<b>Track Length</b>	2.4873mi.
<b>Total Laps</b>	169
<b>Total Distance Covered</b>	420.3619mi.

### Session Fastest Lap History

NO	CL	NAME	LAP TIME	TIME OF DAY	LAP	VEHICLE
21	ROOKIE	Luke SHAW	1:48.684	11:12:40.125	1	Raceway Motorsport
21	ROOKIE	Luke SHAW	1:44.838	11:14:24.962	2	Raceway Motorsport
21	ROOKIE	Luke SHAW	1:43.832	11:16:08.794	3	Raceway Motorsport
33	ROOKIE	Mike TAYLOR	1:43.665	11:16:25.211	3	W2R
24	ROOKIE	James NICHOLAS	1:43.651	11:17:23.509	3	W2R
24	ROOKIE	James NICHOLAS	1:43.607	11:31:26.362	7	W2R
21	ROOKIE	Luke SHAW	1:43.556	11:35:28.076	11	Raceway Motorsport

### Flag History

TYPE	TIME OF DAY
GREEN	11:10:02.940
RED	11:19:07.393
GREEN	11:23:15.377
FINISH	11:34:12.198

### Flag Statistics

TYPE	COUNT	TOTAL LAPS	TOTAL TIME
Green	2	11	24:00.667
Red	1	0	4:07.984
Safety Car	0	0	0.000
FCY	0	0	0.000



# 2024 Ginetta GT Academy

## QUALIFYING - STATISTICS

CLASS : GTA

6 Starters

### Fastest Lap History

NO	NAME	LAP TIME	TIME OF DAY	LAP	VEHICLE
11	Amy TOMLINSON	1:49.771	11:12:46.137	1	W2R
88	Marc ELMAN	1:49.215	11:12:48.395	1	SVG Motorsport
88	Marc ELMAN	1:46.763	11:14:35.158	2	SVG Motorsport
3	Julian WANTLING (C)	1:45.756	11:14:36.193	2	E3 Sport
3	Julian WANTLING (C)	1:45.135	11:16:21.329	3	E3 Sport
3	Julian WANTLING (C)	1:44.863	11:18:06.192	4	E3 Sport
11	Amy TOMLINSON	1:44.231	11:32:08.512	9	W2R

# 2024 Ginetta GT Academy

## QUALIFYING - STATISTICS

CLASS : ROOKIE

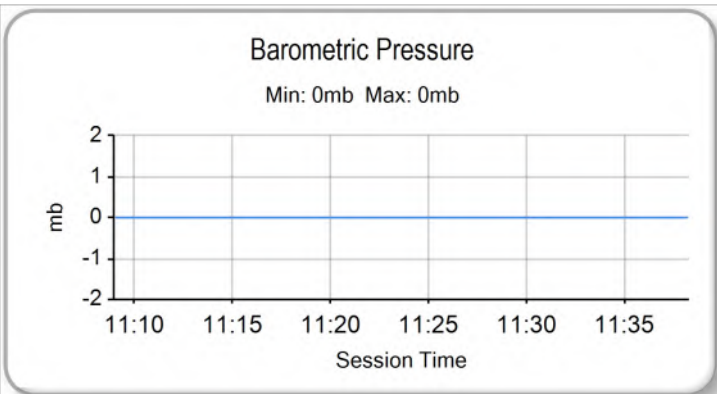
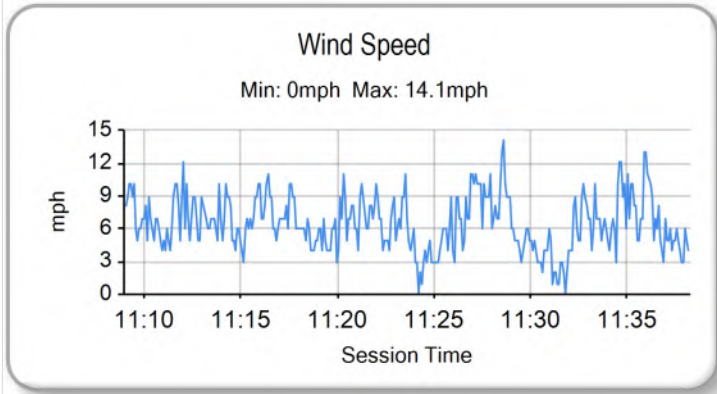
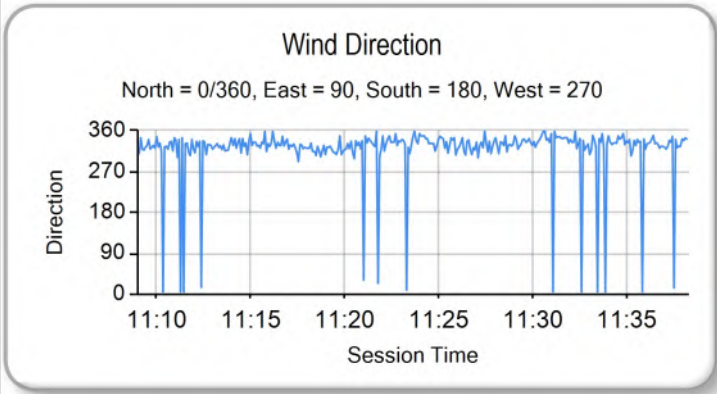
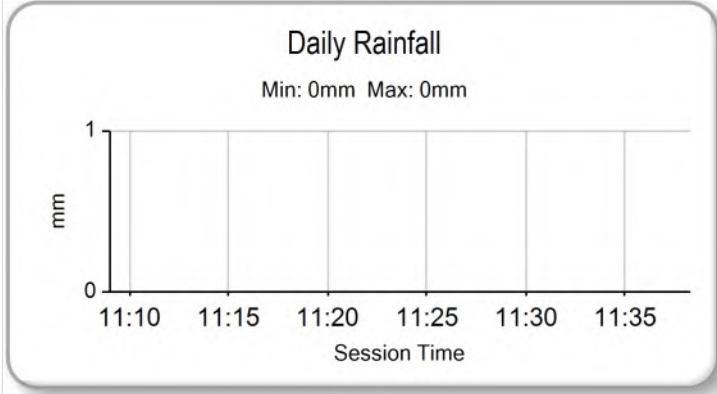
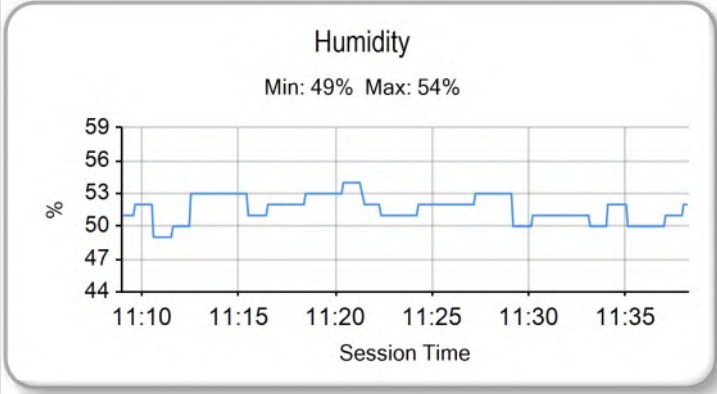
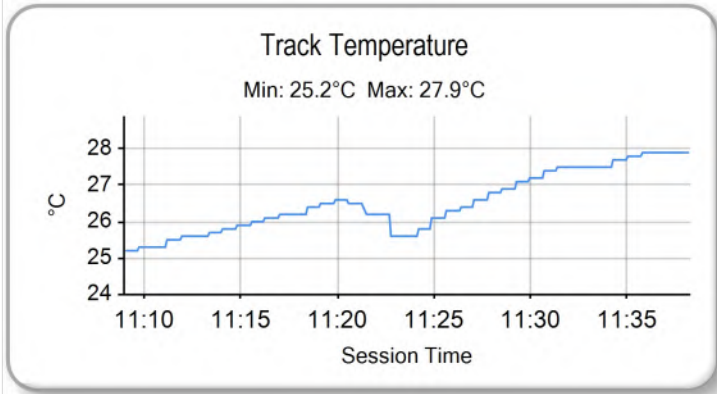
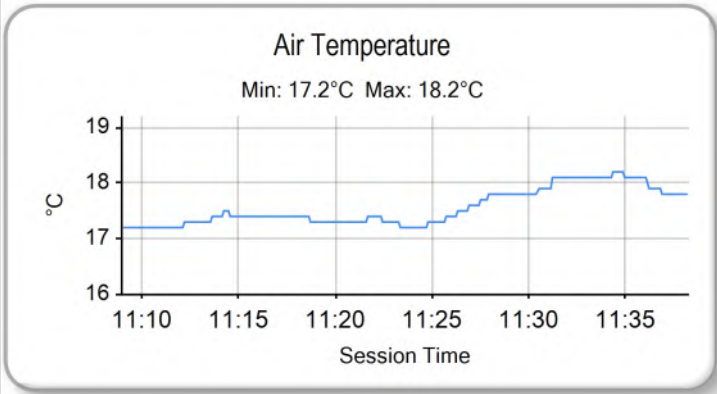
11 Starters

### Fastest Lap History

NO	NAME	LAP TIME	TIME OF DAY	LAP	VEHICLE
21	Luke SHAW	<b>1:48.684</b>	11:12:40.125	1	Raceway Motorsport
21	Luke SHAW	<b>1:44.838</b>	11:14:24.962	2	Raceway Motorsport
21	Luke SHAW	<b>1:43.832</b>	11:16:08.794	3	Raceway Motorsport
33	Mike TAYLOR	<b>1:43.665</b>	11:16:25.211	3	W2R
24	James NICHOLAS	<b>1:43.651</b>	11:17:23.509	3	W2R
24	James NICHOLAS	<b>1:43.607</b>	11:31:26.362	7	W2R
21	Luke SHAW	<b>1:43.556</b>	11:35:28.076	11	Raceway Motorsport

# 2024 Ginetta GT Academy

## QUALIFYING - WEATHER CONDITIONS



# 2024 Ginetta GT Academy

## RACE 1 - ROUND 6 - GRID (20 minutes)

ROW 9	17	1:49.686	<b>44</b> Lucie HODGSON (C)			
ROW 8	15	1:46.654	<b>12</b> Paul THOMAS	16	1:46.875	<b>13</b> Lucy TOMLINSON
ROW 7	13	1:45.732	<b>7</b> Charlotte LOWE	14	1:46.529	<b>63</b> Ali AL JUFFALI
ROW 6	11	1:45.146	<b>51</b> Jamie CAUDLE	12	1:45.525	<b>6</b> Peter THOMPSON (C)
ROW 5	9	1:44.863	<b>3</b> Julian WANTLING (C)	10	1:44.975	<b>47</b> Emma TOMLINSON
ROW 4	7	1:44.330	<b>88</b> Marc ELMAN	8	1:44.498	<b>77</b> Gareth THOMAS
ROW 3	5	1:44.231	<b>11</b> Amy TOMLINSON	6	1:44.321	<b>23</b> Harry GAMBLE
ROW 2	3	1:43.665	<b>33</b> Mike TAYLOR	4	1:43.749	<b>59</b> Thomas BALFE
ROW 1	1	1:43.556	<b>21</b> Luke SHAW	2	1:43.607	<b>24</b> James NICHOLAS

**Pole**

These results are provisional until the conclusion of any judicial and technical matters.

Donington Park GP: 2.4873 miles

Clerk Of Course: Paul Levitt	Stewards:	Timekeeper: Gethin Rees	
------------------------------	-----------	-------------------------	--

Results can be found at [www.tsl-timing.com](http://www.tsl-timing.com)

Printed - 11:44 Saturday, 25 May 2024

# 2024 Ginetta GT Academy

## RACE 2 - ROUND 7 - GRID (20 minutes)

ROW 9	17	1:51.238	<b>12</b> Paul THOMAS	
ROW 8	15	1:46.882	<b>13</b> Lucy TOMLINSON	16
				1:50.157
				<b>44</b> Lucie HODGSON (C)
ROW 7	13	1:46.024	<b>6</b> Peter THOMPSON (C)	14
				1:46.827
				<b>63</b> Ali AL JUFFALI
ROW 6	11	1:45.347	<b>51</b> Jamie CAUDLE	12
				1:45.946
				<b>7</b> Charlotte LOWE
ROW 5	9	1:44.963	<b>3</b> Julian WANTLING (C)	10
				1:45.039
				<b>47</b> Emma TOMLINSON
ROW 4	7	1:44.607	<b>11</b> Amy TOMLINSON	8
				1:44.906
				<b>88</b> Marc ELMAN
ROW 3	5	1:44.326	<b>23</b> Harry GAMBLE	6
				1:44.541
				<b>77</b> Gareth THOMAS
ROW 2	3	1:43.798	<b>33</b> Mike TAYLOR	4
				1:43.885
				<b>59</b> Thomas BALFE
ROW 1	1	1:43.651	<b>24</b> James NICHOLAS	2
				1:43.656
				<b>21</b> Luke SHAW
<b>Pole</b>				

These results are provisional until the conclusion of any judicial and technical matters.

Donington Park GP: 2.4873 miles

Clerk Of Course: Paul Levitt	Stewards:	Timekeeper: Gethin Rees	
------------------------------	-----------	-------------------------	--

Results can be found at [www.tsl-timing.com](http://www.tsl-timing.com)

Printed - 15:38 Saturday, 25 May 2024

## 2024 Ginetta GT Academy

### RACE 1 - ROUND 6 - CLASSIFICATION - AMENDED

Race Distance: 6 Laps / 14.92 miles

POS	NO	CL	PIC	NAME	NAT	ENTRY	LAPS	TIME	GAP	DIFF	MPH	BEST	ON	GRD	↑↓
1	21	R	1	Luke SHAW	GBR	Raceway Motorsport	6	10:29.275			85.16	1:44.329	6	1	0
2	59	R	2	Thomas BALFE	GBR	W2R	6	10:30.443	1.168	1.168	85.00	1:43.786	6	4	2
3	23	R	3	Harry GAMBLE	GBR	Elite Motorsport	6	10:33.085	3.810	2.642	84.64	1:44.131	6	6	3
4	11	GTA	1	Amy TOMLINSON	GBR	W2R	6	10:38.099	8.824	5.014	83.98	1:45.001	6	5	1
5	88	GTA	2	Marc ELMAN	GBR	SVG Motorsport	6	10:38.598	9.323	0.499	83.91	1:44.536	4	7	2
6	77*	R	4	Gareth THOMAS	GBR	W2R	6	10:35.134			84.37	1:43.934	4	8	2
7	3	GTA	3	Julian WANTLING (C)	GBR	E3 Sport	6	10:39.234	9.959		83.83	1:44.886	4	9	2
8	47	GTA	4	Emma TOMLINSON	GBR	W2R	6	10:43.437	14.162	4.203	83.28	1:45.656	4	10	2
9	6	R	5	Peter THOMPSON (C)	GBR	W2R	6	10:46.698	17.423	3.261	82.86	1:46.122	6	12	3
10	51	R	6	Jamie CAUDLE	GBR	E3 Sport	6	10:47.764	18.489	1.066	82.73	1:45.683	6	11	1
11	63	R	7	Ali AL JUFFALI	KSA	Elite Motorsport	6	10:51.059	21.784	3.295	82.31	1:46.762	4	14	3
12	13	GTA	5	Lucy TOMLINSON	GBR	W2R	6	10:57.491	28.216	6.432	81.50	1:47.116	6	16	4
13	44	R	8	Lucie HODGSON (C)	GBR	W2R	6	11:06.626	37.351	9.135	80.39	1:49.213	5	17	4

#### NOT CLASSIFIED

DNF	7	GTA		Charlotte LOWE	GBR	W2R	6	10:51.544	22.269		82.25	1:46.459	5	13	
DNF	12	R		Paul THOMAS	GBR	W2R	6	10:51.718	22.443	0.174	82.22	1:46.625	4	15	
DNF	24	R		James NICHOLAS	GBR	W2R	0							2	
DNF	33	R		Mike TAYLOR	GBR	W2R	0							3	

#### FASTEST LAP

59	R			Thomas BALFE	GBR	W2R	6	1:43.786			86.27 mph		138.85 kph		
88	GTA			Marc ELMAN	GBR	SVG Motorsport	4	1:44.536			85.65 mph		137.85 kph		

#### Comments:

Car 24 did not take part in the restarted race.  
Cars 7 & 12 not running at the showing of the red flag.  
\*Car 77 - 2 place position penalty, Regulation G5.3 refers.

Red Flag (end of session): 15:23

Weather / Track : Bright / Dry

These results are provisional until the conclusion of any judicial and technical matters.

Date: 25/05/2024 Start: 15:10 Finish: 15:21

Donington Park GP: 2.4873 miles

Clerk Of Course: Paul Levitt

Stewards:

Timekeeper: Gethin Rees



Results can be found at [www.tsl-timing.com](http://www.tsl-timing.com)

Printed - 17:59 Saturday, 25 May 2024

# 2024 Ginetta GT Academy

## RACE 1 - ROUND 6 - LAP CHART

LAP 1 @ 15:12:34.613			LAP 2 @ 15:14:19.415			LAP 3 @ 15:16:04.331			LAP 4 @ 15:17:48.698			LAP 5 @ 15:19:33.181		
NO	BEHIND	LAP TIME	NO	BEHIND	LAP TIME	NO	BEHIND	LAP TIME	NO	BEHIND	LAP TIME	NO	BEHIND	LAP TIME
21		1:46.378	21		1:44.802	21		1:44.916	21		1:44.367	21		1:44.483
59	0.856	1:47.234	59	1.548	1:45.494	59	1.475	1:44.843	59	1.598	1:44.490	59	1.711	1:44.596
11	2.059	1:48.437	23	3.785	1:45.029	23	3.431	1:44.562	23	3.869	1:44.805	23	4.008	1:44.622
23	3.558	1:49.936	11	4.497	1:47.240	11	5.324	1:45.743	77	5.854	1:43.934	77	5.577	1:44.206
88	4.978	1:51.356	88	5.732	1:45.556	77	6.287	1:45.044	11	6.854	1:45.897	11	8.152	1:45.781
3	5.682	1:52.060	77	6.159	1:45.033	88	7.493	1:46.677	88	7.662	1:44.536	88	8.717	1:45.538
77	5.928	1:52.306	3	7.154	1:46.274	3	8.135	1:45.897	3	8.654	1:44.886	3	9.105	1:44.934
47	6.249	1:52.627	47	8.317	1:46.870	47	9.484	1:46.083	47	10.773	1:45.656	47	12.348	1:46.058
6	7.218	1:53.596	6	9.465	1:47.049	6	11.785	1:47.236	6	13.566	1:46.148	6	15.630	1:46.547
51	7.567	1:53.945	51	9.900	1:47.135	51	12.352	1:47.368	51	15.119	1:47.134	51	17.135	1:46.499
63	8.277	1:54.655	63	11.359	1:47.884	63	13.787	1:47.344	63	16.182	1:46.762	63	18.537	1:46.838
7	8.986	1:55.364	12	12.547	1:48.164	12	14.899	1:47.268	12	17.157	1:46.625	12	19.331	1:46.657
12	9.185	1:55.563	7	13.046	1:48.862	7	15.408	1:47.278	7	17.729	1:46.688	7	19.705	1:46.459
13	10.060	1:56.438	13	14.196	1:48.938	13	18.530	1:49.250	13	22.604	1:48.441	13	25.429	1:47.308
44	11.760	1:58.138	44	16.472	1:49.514	44	21.582	1:50.026	44	27.508	1:50.293	44	32.238	1:49.213

## 2024 Ginetta GT Academy

### RACE 1 - ROUND 6 - LAP CHART

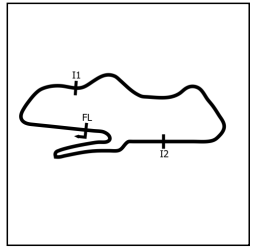
**LAP 6** @ 15:21:17.510

NO	BEHIND	LAP TIME
21		1:44.329
59	1.168	1:43.786
23	3.810	1:44.131
77	5.859	1:44.611
11	8.824	1:45.001
88	9.323	1:44.935
3	9.959	1:45.183
47	14.162	1:46.143
6	17.423	1:46.122
51	18.489	1:45.683
63	21.784	1:47.576
7	22.269	1:46.893
12	22.443	1:47.441
13	28.216	1:47.116
44	37.351	1:49.442



# 2024 Ginetta GT Academy

## RACE 1 - ROUND 6 - SECTOR ANALYSIS



SECTOR 1 = FL to I1, SECTOR 2 = I1 to I2, SECTOR 3 = I2 to FL, DIFF = Difference To Personal Best Lap, P = Crossed Finish Line in Pit Lane, D = Time Disallowed

P1		21 R		Luke SHAW			Raceway Motorsport				
IDEAL LAP TIME : 1:44.184		BEST LAP TIME : 1:44.329			DIFFERENCE : 0.145						
LAP	SECTOR 1	SECTOR 2		SECTOR 3		LAP TIME	MPH	DIFF	TIME OF DAY		
1 -		114.5	41.266	115.1	40.446	81.5	1:46.378	84.17	2.049	15:12:34.613	
2 -	23.351	114.7	41.017	115.7	40.434	81.5	1:44.802	85.44	0.473	15:14:19.415	
3 -	23.229	114.9	40.943	<b>115.9</b>	40.744	82.2	1:44.916	85.34	0.587	15:16:04.331	
4 -	23.217	114.9	<b>40.911</b>	<b>115.9</b>	40.239	82.7	1:44.367 (2)	85.79	0.038	15:17:48.698	
5 -	23.187	<b>115.3</b>	41.155	115.5	40.141	82.9	1:44.483 (3)	85.70	0.154	15:19:33.181	
6 -	<b>23.164</b>	115.1	41.056	115.7	<b>40.109</b>	<b>83.1</b>	<b>1:44.329 (1)</b>	<b>85.82</b>		<b>15:21:17.510</b>	

P2		59 R		Thomas BALFE			W2R				
IDEAL LAP TIME : 1:43.786		BEST LAP TIME : 1:43.786			DIFFERENCE : 0.000						
LAP	SECTOR 1	SECTOR 2		SECTOR 3		LAP TIME	MPH	DIFF	TIME OF DAY		
1 -		115.7	41.589	115.9	40.219	82.6	1:47.234	83.50	3.448	15:12:35.469	
2 -	23.359	115.9	41.324	109.2	40.811	82.5	1:45.494	84.88	1.708	15:14:20.963	
3 -	23.204	115.3	41.027	115.5	40.612	82.3	1:44.843	85.40	1.057	15:16:05.806	
4 -	23.236	115.5	40.914	115.9	40.340	81.9	1:44.490 (2)	85.69	0.704	15:17:50.296	
5 -	23.372	115.3	40.943	115.9	40.281	82.7	1:44.596 (3)	85.60	0.810	15:19:34.892	
6 -	<b>23.110</b>	<b>116.1</b>	<b>40.685</b>	<b>116.1</b>	<b>39.991</b>	<b>83.0</b>	<b>1:43.786 (1)</b>	<b>86.27</b>		<b>15:21:18.678</b>	

P3		23 R		Harry GAMBLE			Elite Motorsport				
IDEAL LAP TIME : 1:44.131		BEST LAP TIME : 1:44.131			DIFFERENCE : 0.000						
LAP	SECTOR 1	SECTOR 2		SECTOR 3		LAP TIME	MPH	DIFF	TIME OF DAY		
1 -		104.0	43.003	114.5	40.944	81.8	1:49.936	81.45	5.805	15:12:38.171	
2 -	23.341	114.9	40.876	115.1	40.812	82.1	1:45.029	85.25	0.898	15:14:23.200	
3 -	23.225	115.1	41.061	115.1	40.276	81.3	1:44.562 (2)	85.63	0.431	15:16:07.762	
4 -	23.271	<b>116.1</b>	41.133	114.1	40.401	82.1	1:44.805	85.43	0.674	15:17:52.567	
5 -	23.258	115.3	40.959	114.9	40.405	82.2	1:44.622 (3)	85.58	0.491	15:19:37.189	
6 -	<b>23.198</b>	115.1	<b>40.845</b>	<b>115.5</b>	<b>40.088</b>	<b>82.4</b>	<b>1:44.131 (1)</b>	<b>85.99</b>		<b>15:21:21.320</b>	

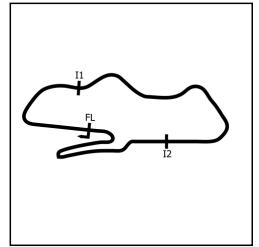
P4		77 R		Gareth THOMAS			W2R				
IDEAL LAP TIME : 1:43.816		BEST LAP TIME : 1:43.934			DIFFERENCE : 0.118						
LAP	SECTOR 1	SECTOR 2		SECTOR 3		LAP TIME	MPH	DIFF	TIME OF DAY		
1 -		102.2	43.211	116.3	43.105	82.6	1:52.306	79.73	8.372	15:12:40.541	
2 -	23.188	116.5	40.951	115.9	40.894	82.4	1:45.033	85.25	1.099	15:14:25.574	
3 -	23.059	<b>118.1</b>	41.207	<b>116.5</b>	40.778	<b>82.9</b>	1:45.044	85.24	1.110	15:16:10.618	
4 -	23.015	117.9	<b>40.741</b>	115.7	40.178	82.5	<b>1:43.934 (1)</b>	<b>86.15</b>		<b>15:17:54.552</b>	
5 -	<b>23.014</b>	117.9	40.995	115.7	40.197	<b>82.9</b>	1:44.206 (2)	85.93	0.272	15:19:38.758	
6 -	23.474	116.3	41.076	116.1	<b>40.061</b>	82.7	1:44.611 (3)	85.59	0.677	15:21:23.369	

P5		11 GTA		Amy TOMLINSON			W2R				
IDEAL LAP TIME : 1:44.778		BEST LAP TIME : 1:45.001			DIFFERENCE : 0.223						
LAP	SECTOR 1	SECTOR 2		SECTOR 3		LAP TIME	MPH	DIFF	TIME OF DAY		
1 -		100.6	41.968	<b>115.9</b>	40.778	81.1	1:48.437	82.57	3.436	15:12:36.672	
2 -	23.394	115.3	41.289	115.5	42.557	80.8	1:47.240	83.49	2.239	15:14:23.912	
3 -	23.462	114.7	41.303	115.3	40.978	81.5	1:45.743 (2)	84.68	0.742	15:16:09.655	
4 -	<b>23.291</b>	115.3	41.165	115.3	41.441	81.4	1:45.897	84.55	0.896	15:17:55.552	
5 -	23.496	<b>115.5</b>	41.273	115.1	41.012	<b>81.9</b>	1:45.781 (3)	84.65	0.780	15:19:41.333	
6 -	23.514	115.3	<b>41.076</b>	115.5	<b>40.411</b>	81.4	<b>1:45.001 (1)</b>	<b>85.27</b>		<b>15:21:26.334</b>	

P6		88 GTA		Marc ELMAN			SVG Motorsport				
IDEAL LAP TIME : 1:44.534		BEST LAP TIME : 1:44.536			DIFFERENCE : 0.002						
LAP	SECTOR 1	SECTOR 2		SECTOR 3		LAP TIME	MPH	DIFF	TIME OF DAY		
1 -		102.2	42.741	116.3	42.769	<b>82.8</b>	1:51.356	80.41	6.820	15:12:39.591	
2 -	23.179	116.7	41.178	115.3	41.199	82.1	1:45.556	84.83	1.020	15:14:25.147	
3 -	23.268	116.9	42.017	116.3	41.392	82.4	1:46.677	83.93	2.141	15:16:11.824	
4 -	<b>23.088</b>	116.7	<b>41.125</b>	115.9	40.323	82.7	<b>1:44.536 (1)</b>	<b>85.65</b>		<b>15:17:56.360</b>	
5 -	23.165	117.1	41.356	116.1	41.017	81.9	1:45.538 (3)	84.84	1.002	15:19:41.898	
6 -	23.304	<b>118.9</b>	41.310	<b>116.7</b>	<b>40.321</b>	82.6	1:44.935 (2)	85.33	0.399	15:21:26.833	

# 2024 Ginetta GT Academy

## RACE 1 - ROUND 6 - SECTOR ANALYSIS



SECTOR 1 = FL to I1, SECTOR 2 = I1 to I2, SECTOR 3 = I2 to FL, DIFF = Difference To Personal Best Lap, P = Crossed Finish Line in Pit Lane, D = Time Disallowed

P7		3 GTA		Julian WANTLING (C)			E3 Sport			
IDEAL LAP TIME : 1:44.617		BEST LAP TIME : 1:44.886			DIFFERENCE : 0.269					
LAP	SECTOR 1	SECTOR 2		SECTOR 3		LAP TIME	MPH	DIFF	TIME OF DAY	
1 -		110.5	43.327	115.7	42.444	82.1	1:52.060	79.90	7.174	15:12:40.295
2 -	23.706	113.9	41.747	115.5	40.821	82.5	1:46.274	84.25	1.388	15:14:26.569
3 -	23.302	116.5	41.346	116.1	41.249	82.5	1:45.897	84.55	1.011	15:16:12.466
4 -	23.245	116.7	<b>40.950</b>	115.9	40.691	82.3	<b>1:44.886 (1)</b>	<b>85.37</b>		<b>15:17:57.352</b>
5 -	23.184	116.5	41.139	115.7	40.611	<b>82.7</b>	1:44.934 (2)	85.33	0.048	15:19:42.286
6 -	<b>23.109</b>	<b>117.7</b>	41.516	<b>116.5</b>	<b>40.558</b>	<b>82.7</b>	1:45.183 (3)	85.13	0.297	15:21:27.469

P8		47 GTA		Emma TOMLINSON			W2R			
IDEAL LAP TIME : 1:45.334		BEST LAP TIME : 1:45.656			DIFFERENCE : 0.322					
LAP	SECTOR 1	SECTOR 2		SECTOR 3		LAP TIME	MPH	DIFF	TIME OF DAY	
1 -		111.1	43.246	<b>116.3</b>	42.707	<b>82.2</b>	1:52.627	79.50	6.971	15:12:40.862
2 -	<b>23.368</b>	110.3	42.245	116.1	41.257	80.9	1:46.870	83.78	1.214	15:14:27.732
3 -	23.478	<b>116.3</b>	41.607	116.1	40.998	81.3	1:46.083 (3)	84.40	0.427	15:16:13.815
4 -	23.548	115.1	41.637	115.5	<b>40.471</b>	81.4	<b>1:45.656 (1)</b>	<b>84.75</b>		<b>15:17:59.471</b>
5 -	23.629	115.5	<b>41.495</b>	115.7	40.934	81.3	1:46.058 (2)	84.42	0.402	15:19:45.529
6 -	23.466	115.5	41.732	115.3	40.945	81.9	1:46.143	84.36	0.487	15:21:31.672

P9		6 R		Peter THOMPSON (C)			W2R			
IDEAL LAP TIME : 1:45.855		BEST LAP TIME : 1:46.122			DIFFERENCE : 0.267					
LAP	SECTOR 1	SECTOR 2		SECTOR 3		LAP TIME	MPH	DIFF	TIME OF DAY	
1 -		113.5	42.963	114.9	43.068	80.7	1:53.596	78.82	7.474	15:12:41.831
2 -	23.890	114.9	41.966	114.9	41.193	80.8	1:47.049	83.64	0.927	15:14:28.880
3 -	23.825	115.5	41.956	113.7	41.455	<b>82.3</b>	1:47.236	83.50	1.114	15:16:16.116
4 -	<b>23.349</b>	<b>115.9</b>	42.046	114.3	<b>40.753</b>	81.9	1:46.148 (2)	84.35	0.026	15:18:02.264
5 -	23.533	115.5	41.922	114.9	41.092	81.9	1:46.547 (3)	84.04	0.425	15:19:48.811
6 -	23.430	<b>115.9</b>	<b>41.753</b>	<b>115.1</b>	40.939	82.2	<b>1:46.122 (1)</b>	<b>84.37</b>		<b>15:21:34.933</b>

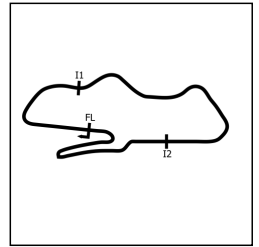
P10		51 R		Jamie CAUDLE			E3 Sport			
IDEAL LAP TIME : 1:45.544		BEST LAP TIME : 1:45.683			DIFFERENCE : 0.139					
LAP	SECTOR 1	SECTOR 2		SECTOR 3		LAP TIME	MPH	DIFF	TIME OF DAY	
1 -		102.1	42.789	<b>116.3</b>	43.117	81.0	1:53.945	78.58	8.262	15:12:42.180
2 -	23.802	114.7	42.187	110.7	41.146	83.5	1:47.135	83.58	1.452	15:14:29.315
3 -	23.649	110.9	41.895	104.3	41.824	83.4	1:47.368	83.39	1.685	15:16:16.683
4 -	<b>23.126</b>	<b>117.3</b>	41.991	109.1	42.017	82.9	1:47.134 (3)	83.58	1.451	15:18:03.817
5 -	23.242	117.1	41.727	115.5	41.530	83.1	1:46.499 (2)	84.08	0.816	15:19:50.316
6 -	23.265	116.5	<b>41.498</b>	<b>116.3</b>	<b>40.920</b>	<b>83.6</b>	<b>1:45.683 (1)</b>	<b>84.72</b>		<b>15:21:35.999</b>

P11		63 R		Ali AL JUFFALI			Elite Motorsport			
IDEAL LAP TIME : 1:46.438		BEST LAP TIME : 1:46.762			DIFFERENCE : 0.324					
LAP	SECTOR 1	SECTOR 2		SECTOR 3		LAP TIME	MPH	DIFF	TIME OF DAY	
1 -		101.2	43.284	115.9	43.314	81.4	1:54.655	78.09	7.893	15:12:42.890
2 -	23.678	116.5	42.224	111.2	41.982	82.1	1:47.884	83.00	1.122	15:14:30.774
3 -	23.424	<b>117.3</b>	<b>41.754</b>	<b>116.1</b>	42.166	82.0	1:47.344 (3)	83.41	0.582	15:16:18.118
4 -	<b>23.124</b>	<b>117.3</b>	41.779	<b>116.1</b>	41.859	81.9	<b>1:46.762 (1)</b>	<b>83.87</b>		<b>15:18:04.880</b>
5 -	23.371	116.7	41.907	115.9	<b>41.560</b>	<b>82.5</b>	1:46.838 (2)	83.81	0.076	15:19:51.718
6 -	23.349	116.7	42.437	<b>116.1</b>	41.790	82.2	1:47.576	83.23	0.814	15:21:39.294

P12		13 GTA		Lucy TOMLINSON			W2R			
IDEAL LAP TIME : 1:47.040		BEST LAP TIME : 1:47.116			DIFFERENCE : 0.076					
LAP	SECTOR 1	SECTOR 2		SECTOR 3		LAP TIME	MPH	DIFF	TIME OF DAY	
1 -		106.5	43.831	<b>115.1</b>	43.158	80.7	1:56.438	76.90	9.322	15:12:44.673
2 -	23.755	112.2	42.717	114.7	42.466	<b>81.0</b>	1:48.938	82.19	1.822	15:14:33.611
3 -	23.824	113.1	42.723	113.5	42.703	<b>81.0</b>	1:49.250	81.96	2.134	15:16:22.861
4 -	23.710	112.5	42.421	114.3	42.310	80.6	1:48.441 (3)	82.57	1.325	15:18:11.302
5 -	<b>23.622</b>	<b>113.3</b>	42.326	<b>115.1</b>	41.360	80.8	1:47.308 (2)	83.44	0.192	15:19:58.610
6 -	23.698	113.1	<b>42.284</b>	<b>115.1</b>	<b>41.134</b>	80.8	<b>1:47.116 (1)</b>	<b>83.59</b>		<b>15:21:45.726</b>

# 2024 Ginetta GT Academy

## RACE 1 - ROUND 6 - SECTOR ANALYSIS



SECTOR 1 = FL to I1, SECTOR 2 = I1 to I2, SECTOR 3 = I2 to FL, DIFF = Difference To Personal Best Lap, P = Crossed Finish Line in Pit Lane, D = Time Disallowed

P13		44 R		Lucie HODGSON (C)			W2R			
IDEAL LAP TIME : 1:49.001		BEST LAP TIME : 1:49.213			DIFFERENCE : 0.212					
LAP	SECTOR 1		SECTOR 2		SECTOR 3		LAP TIME	MPH	DIFF	TIME OF DAY
1 -		98.2	44.527	113.7	43.627	81.7	1:58.138	75.79	8.925	15:12:46.373
2 -	23.710	108.5	43.631	114.1	42.173	82.1	1:49.514 (3)	81.76	0.301	15:14:35.887
3 -	24.041	109.8	43.486	113.9	42.499	82.4	1:50.026	81.38	0.813	15:16:25.913
4 -	24.195	106.5	43.430	115.1	42.668	82.5	1:50.293	81.18	1.080	15:18:16.206
5 -	23.676	108.5	<b>43.372</b>	114.9	42.165	<b>83.1</b>	<b>1:49.213 (1)</b>	<b>81.99</b>		<b>15:20:05.419</b>
6 -	<b>23.563</b>	<b>110.9</b>	43.813	<b>115.3</b>	<b>42.066</b>	82.9	1:49.442 (2)	81.81	0.229	15:21:54.861

P14		7 GTA		Charlotte LOWE			W2R			
IDEAL LAP TIME : 1:46.222		BEST LAP TIME : 1:46.459			DIFFERENCE : 0.237					
LAP	SECTOR 1		SECTOR 2		SECTOR 3		LAP TIME	MPH	DIFF	TIME OF DAY
1 -		98.9	43.667	114.3	43.210	78.8	1:55.364	77.61	8.905	15:12:43.599
2 -	24.403	115.1	42.654	115.3	41.805	81.3	1:48.862	82.25	2.403	15:14:32.461
3 -	23.676	113.9	42.152	<b>115.7</b>	41.450	<b>81.4</b>	1:47.278	83.46	0.819	15:16:19.739
4 -	23.359	116.1	<b>41.929</b>	115.3	41.400	79.7	1:46.688 (2)	83.93	0.229	15:18:06.427
5 -	23.468	116.7	42.028	115.3	<b>40.963</b>	81.2	<b>1:46.459 (1)</b>	<b>84.11</b>		<b>15:19:52.886</b>
6 -	<b>23.330</b>	<b>117.1</b>	42.223	115.5	41.340	81.3	1:46.893 (3)	83.77	0.434	15:21:39.779

P15		12 R		Paul THOMAS			W2R			
IDEAL LAP TIME : 1:46.134		BEST LAP TIME : 1:46.625			DIFFERENCE : 0.491					
LAP	SECTOR 1		SECTOR 2		SECTOR 3		LAP TIME	MPH	DIFF	TIME OF DAY
1 -		99.8	43.830	115.1	42.723	81.4	1:55.563	77.48	8.938	15:12:43.798
2 -	23.783	116.1	42.396	115.5	41.985	82.1	1:48.164	82.78	1.539	15:14:31.962
3 -	23.848	116.1	42.053	115.3	41.367	82.5	1:47.268 (3)	83.47	0.643	15:16:19.230
4 -	23.491	116.3	<b>41.798</b>	115.9	41.336	80.3	<b>1:46.625 (1)</b>	<b>83.98</b>		<b>15:18:05.855</b>
5 -	23.667	116.3	41.967	115.7	<b>41.023</b>	81.0	1:46.657 (2)	83.95	0.032	15:19:52.512
6 -	<b>23.313</b>	<b>117.1</b>	42.184	<b>116.5</b>	41.944	<b>82.8</b>	1:47.441	83.34	0.816	15:21:39.953

# 2024 Ginetta GT Academy

## RACE 1 - ROUND 6 - BEST SECTORS

SECTOR 1			SECTOR 2			SECTOR 3			IDEAL / BEST COMPARISON						
POS	NO	NAME	TIME	NO	NAME	TIME	NO	NAME	TIME	POS	NO	NAME	IDEAL	BEST	DIFF
													<b>PERFECT LAP</b>	<b>1:43.690</b>	
1	77	THOMAS	23.014	59	BALFE	40.685	59	BALFE	39.991	1	59	BALFE	1:43.786	1:43.786	0.000
2	88	ELMAN	23.088	77	THOMAS	40.741	77	THOMAS	40.061	2	77	THOMAS	1:43.816	1:43.934	0.118
3	3	WANTLING (C)	23.109	23	GAMBLE	40.845	23	GAMBLE	40.088	3	23	GAMBLE	1:44.131	1:44.131	0.000
4	59	BALFE	23.110	21	SHAW	40.911	21	SHAW	40.109	4	21	SHAW	1:44.184	1:44.329	0.145
5	63	AL JUFFALI	23.124	3	WANTLING (C)	40.950	88	ELMAN	40.321	5	88	ELMAN	1:44.534	1:44.536	0.002
6	51	CAUDLE	23.126	11	TOMLINSON	41.076	11	TOMLINSON	40.411	6	3	WANTLING (C)	1:44.617	1:44.886	0.269
7	21	SHAW	23.164	88	ELMAN	41.125	47	TOMLINSON	40.471	7	11	TOMLINSON	1:44.778	1:45.001	0.223
8	23	GAMBLE	23.198	47	TOMLINSON	41.495	3	WANTLING (C)	40.558	8	47	TOMLINSON	1:45.334	1:45.656	0.322
9	11	TOMLINSON	23.291	51	CAUDLE	41.498	6	THOMPSON (C)	40.753	9	51	CAUDLE	1:45.544	1:45.683	0.139
10	12	THOMAS	23.313	6	THOMPSON (C)	41.753	51	CAUDLE	40.920	10	6	THOMPSON (C)	1:45.855	1:46.122	0.267
11	7	LOWE	23.330	63	AL JUFFALI	41.754	7	LOWE	40.963	11	12	THOMAS	1:46.134	1:46.625	0.491
12	6	THOMPSON (C)	23.349	12	THOMAS	41.798	12	THOMAS	41.023	12	7	LOWE	1:46.222	1:46.459	0.237
13	47	TOMLINSON	23.368	7	LOWE	41.929	13	TOMLINSON	41.134	13	63	AL JUFFALI	1:46.438	1:46.762	0.324
14	44	HODGSON (C)	23.563	13	TOMLINSON	42.284	63	AL JUFFALI	41.560	14	13	TOMLINSON	1:47.040	1:47.116	0.076
15	13	TOMLINSON	23.622	33	TAYLOR	43.140	44	HODGSON (C)	42.066	15	44	HODGSON (C)	1:49.001	1:49.213	0.212
16				44	HODGSON (C)	43.372									
17															

# 2024 Ginetta GT Academy

## RACE 1 - ROUND 6 - BEST SPEEDS

POS	INTERMEDIATE 1			INTERMEDIATE 2			FINISH LINE		
	NO	NAME	MPH	NO	NAME	MPH	NO	NAME	MPH
1	88	ELMAN	118.9	88	ELMAN	116.7	51	CAUDLE	83.6
2	77	THOMAS	118.1	77	THOMAS	116.5	21	SHAW	83.1
3	3	WANTLING (C)	117.7	3	WANTLING (C)	116.5	44	HODGSON (C)	83.1
4	51	CAUDLE	117.3	12	THOMAS	116.5	59	BALFE	83.0
5	63	AL JUFFALI	117.3	47	TOMLINSON	116.3	77	THOMAS	82.9
6	7	LOWE	117.1	51	CAUDLE	116.3	88	ELMAN	82.8
7	12	THOMAS	117.1	59	BALFE	116.1	12	THOMAS	82.8
8	47	TOMLINSON	116.3	63	AL JUFFALI	116.1	3	WANTLING (C)	82.7
9	59	BALFE	116.1	21	SHAW	115.9	63	AL JUFFALI	82.5
10	23	GAMBLE	116.1	11	TOMLINSON	115.9	23	GAMBLE	82.4
11	6	THOMPSON (C)	115.9	7	LOWE	115.7	6	THOMPSON (C)	82.3
12	11	TOMLINSON	115.5	23	GAMBLE	115.5	47	TOMLINSON	82.2
13	21	SHAW	115.3	44	HODGSON (C)	115.3	11	TOMLINSON	81.9
14	33	TAYLOR	114.5	6	THOMPSON (C)	115.1	7	LOWE	81.4
15	13	TOMLINSON	113.3	13	TOMLINSON	115.1	13	TOMLINSON	81.0
16	44	HODGSON (C)	110.9	33	TAYLOR	115.1			
17									

# 2024 Ginetta GT Academy

## RACE 1 - ROUND 6 - STATISTICS

<b>Competitors Started</b>	16
<b>Planned Start</b>	2024-05-25 @ 15:05:00.000
<b>Actual Start</b>	2024-05-25 @ 15:10:48.234
<b>Finish Time</b>	2024-05-25 @ 15:21:17.509
<b>Track Length</b>	2.4873mi.
<b>Total Laps</b>	90
<b>Total Distance Covered</b>	223.8613mi.

### Session Fastest Lap History

NO	CL	NAME	LAP TIME	TIME OF DAY	LAP	VEHICLE
21	ROOKIE	Luke SHAW	1:44.802	15:14:19.423	2	Raceway Motorsport
23	ROOKIE	Harry GAMBLE	1:44.562	15:16:07.784	3	Elite Motorsport
21	ROOKIE	Luke SHAW	1:44.367	15:17:48.706	4	Raceway Motorsport
77	ROOKIE	Gareth THOMAS	1:43.934	15:17:54.574	4	W2R
59	ROOKIE	Thomas BALFE	1:43.786	15:21:18.699	6	W2R

### Session Leader History

NO	CL	NAME	FROM LAP	LAPS LED	DISTANCE	VEHICLE
21	ROOKIE	Luke SHAW	1	6	14.88 miles	Raceway Motorsport

### Flag History

TYPE	TIME OF DAY
GREEN	15:10:48.234
FINISH	15:21:17.509

### Flag Statistics

TYPE	COUNT	TOTAL LAPS	TOTAL TIME
Green	1	6	15:34.817
Red	0	0	0.000
Safety Car	0	0	0.000
FCY	0	0	0.000

## 2024 Ginetta GT Academy

### RACE 1 - ROUND 6 - STATISTICS

CLASS : GTA

6 Starters

#### Fastest Lap History

NO	NAME	LAP TIME	TIME OF DAY	LAP	VEHICLE
11	Amy TOMLINSON	1:47.240	15:14:23.920	2	W2R
88	Marc ELMAN	1:45.556	15:14:25.176	2	SVG Motorsport
88	Marc ELMAN	1:44.536	15:17:56.388	4	SVG Motorsport

#### Leader History

NO	NAME	FROM LAP	LAPS LED	DISTANCE	VEHICLE
11	Amy TOMLINSON	1	6	14.88 miles	W2R

## 2024 Ginetta GT Academy

### RACE 1 - ROUND 6 - STATISTICS

CLASS : ROOKIE

10 Starters

#### Fastest Lap History

NO	NAME	LAP TIME	TIME OF DAY	LAP	VEHICLE
21	Luke SHAW	1:44.802	15:14:19.423	2	Raceway Motorsport
23	Harry GAMBLE	1:44.562	15:16:07.784	3	Elite Motorsport
21	Luke SHAW	1:44.367	15:17:48.706	4	Raceway Motorsport
77	Gareth THOMAS	1:43.934	15:17:54.574	4	W2R
59	Thomas BALFE	1:43.786	15:21:18.699	6	W2R

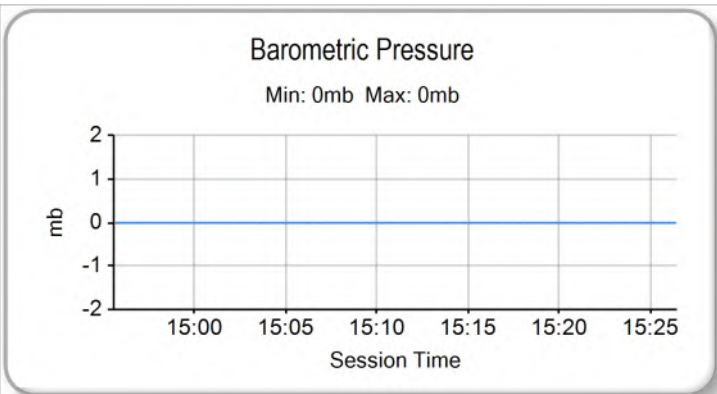
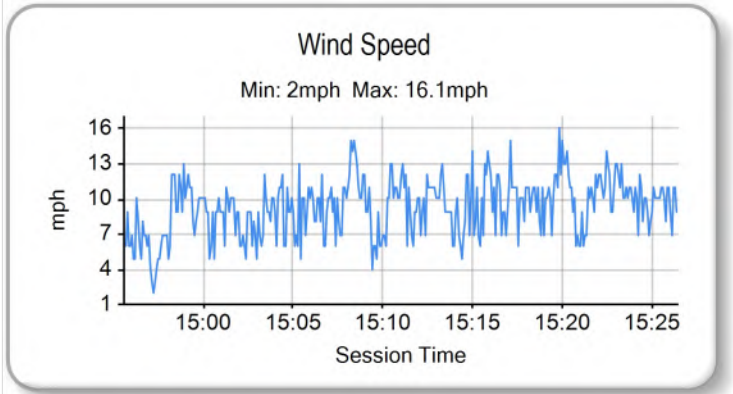
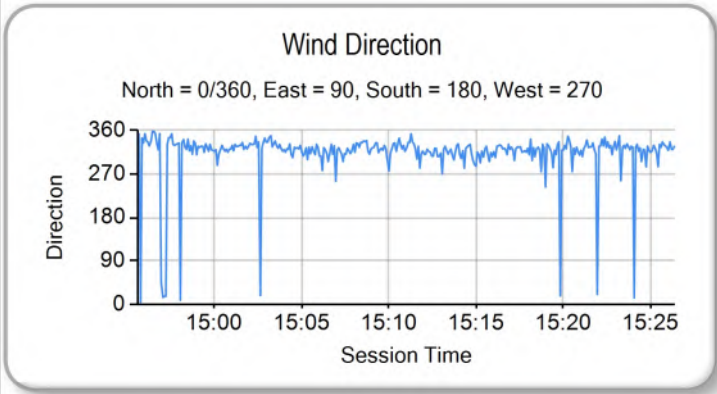
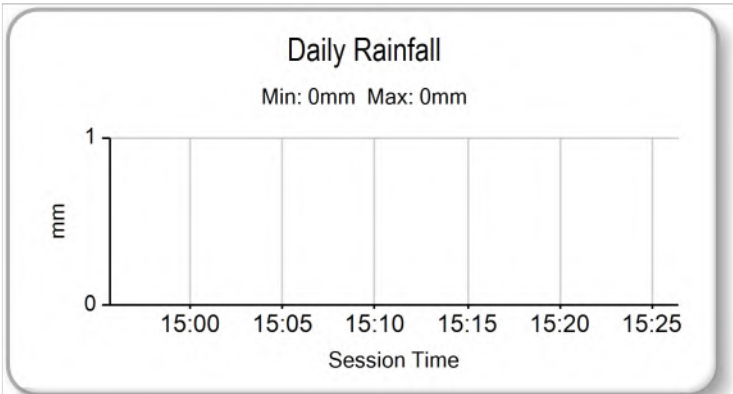
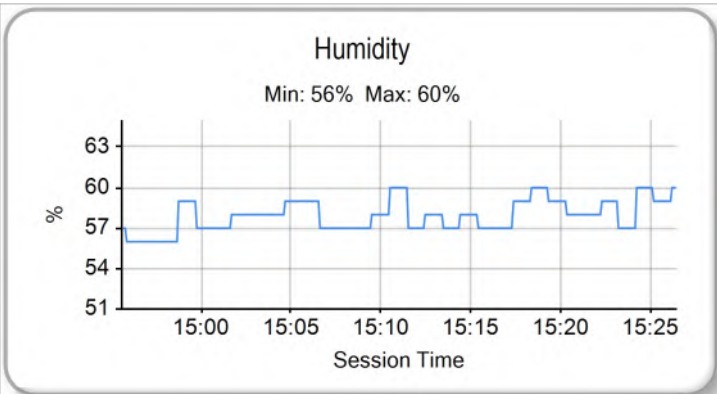
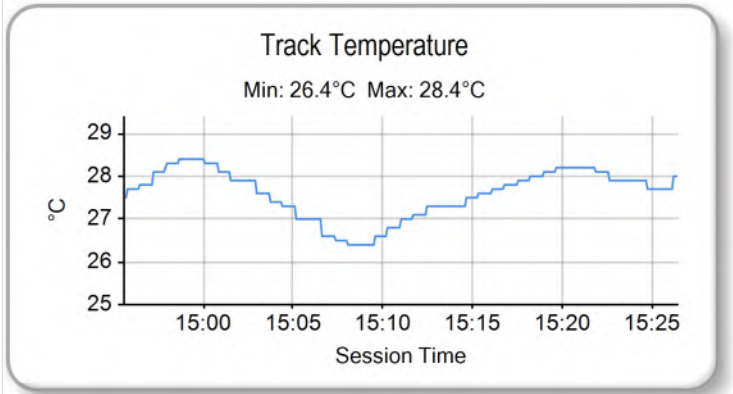
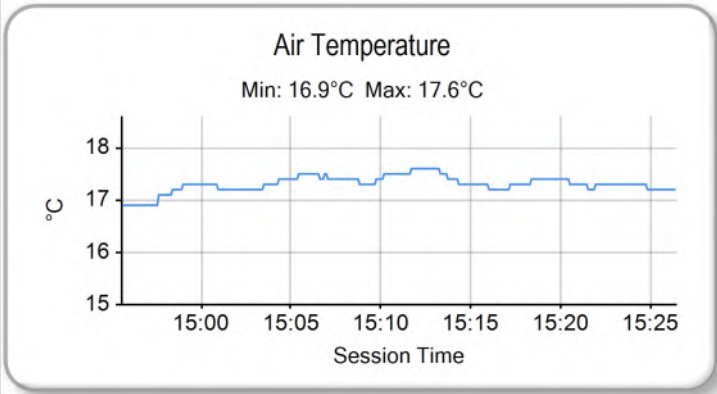
#### Leader History

NO	NAME	FROM LAP	LAPS LED	DISTANCE	VEHICLE
21	Luke SHAW	1	6	14.88 miles	Raceway Motorsport



# 2024 Ginetta GT Academy

## RACE 1 - ROUND 6 - WEATHER CONDITIONS



## 2024 Ginetta GT Academy

### RACE 2 - ROUND 7 - CLASSIFICATION - AMENDED

Race Distance: 7 Laps / 17.41 miles

POS	NO	CL	PIC	NAME	NAT	ENTRY	LAPS	TIME	GAP	DIFF	MPH	BEST	ON	GRD	↑↓
1	24	R	1	James NICHOLAS	GBR	W2R	7	13:54.023			74.99	1:43.750	7	1	0
2	21	R	2	Luke SHAW	GBR	Raceway Motorsport	7	13:54.773	0.750	0.750	74.92	1:44.083	7	2	0
3	33	R	3	Mike TAYLOR	GBR	W2R	7	13:56.152	2.129	1.379	74.80	1:44.345	7	3	0
4	23	R	4	Harry GAMBLE	GBR	Elite Motorsport	7	13:57.328	3.305	1.176	74.69	1:44.457	7	5	1
5	77	R	5	Gareth THOMAS	GBR	W2R	7	13:58.212	4.189	0.884	74.61	1:44.520	7	6	1
6	59	R	6	Thomas BALFE	GBR	W2R	7	13:58.834	4.811	0.622	74.56	1:44.706	7	4	-2
7	88	GTA	1	Marc ELMAN	GBR	SVG Motorsport	7	14:00.950	6.927	2.116	74.37	1:45.135	7	8	1
8	3	GTA	2	Julian WANTLING (C)	GBR	E3 Sport	7	14:01.986	7.963	1.036	74.28	1:44.765	7	9	1
9	51	R	7	Jamie CAUDLE	GBR	E3 Sport	7	14:05.223	11.200	3.237	73.99	1:45.883	7	11	2
10	47	GTA	3	Emma TOMLINSON	GBR	W2R	7	14:06.811	12.788	1.588	73.85	1:46.140	7	10	0
11	12	R	8	Paul THOMAS	GBR	W2R	7	14:09.730	15.707	2.919	73.60	1:47.029	6	17	6
12	63	R	9	Ali AL JUFFALI	KSA	Elite Motorsport	7	14:10.101	16.078	0.371	73.57	1:47.135	6	14	2
13	11	GTA	4	Amy TOMLINSON	GBR	W2R	7	14:10.660	16.637	0.559	73.52	1:45.606	7	7	-6
14	13	GTA	5	Lucy TOMLINSON	GBR	W2R	7	14:14.877	20.854	4.217	73.16	1:47.300	7	15	1
15	44	R	10	Lucie HODGSON (C)	GBR	W2R	7	14:25.741	31.718	10.864	72.24	1:51.421	6	16	1

NOT CLASSIFIED

DNF	7	GTA		Charlotte LOWE	GBR	W2R	0								12
DQ	6	R		Peter THOMPSON (C)	GBR	W2R									13

FASTEST LAP

24	R			James NICHOLAS	GBR	W2R	7	1:43.750			86.30 mph				138.89 kph
3	GTA			Julian WANTLING (C)	GBR	E3 Sport	7	1:44.765			85.47 mph				137.55 kph

#### Comments:

Car 6 disqualified from the race for failure to comply with safety car regulations, Regulation G5.3 & Q Appendix 3 refer.

Red Flag (end of session): 11:55

Weather / Track : Overcast / Damp

These results are provisional until the conclusion of any judicial and technical matters.

Date: 26/05/2024 Start: 11:39 Finish: 11:53

Donington Park GP: 2.4873 miles

Clerk Of Course: Paul Levitt	Stewards:	Timekeeper: Gethin Rees	
------------------------------	-----------	-------------------------	--

Results can be found at [www.tsl-timing.com](http://www.tsl-timing.com)

Printed - 15:49 Sunday, 26 May 2024

# 2024 Ginetta GT Academy

## RACE 2 - ROUND 7 - LAP CHART

LAP 1 @ 11:41:03.379			LAP 2 @ 11:42:54.335			LAP 3 @ 11:45:24.242			LAP 4 @ 11:47:56.544			LAP 5 @ 11:49:40.789		
NO	BEHIND	LAP TIME	NO	BEHIND	LAP TIME	NO	BEHIND	LAP TIME	NO	BEHIND	LAP TIME	NO	BEHIND	LAP TIME
24		1:48.276	24		1:50.956	24		2:29.907	24		2:32.302	24		1:44.245
21	0.817	1:49.093	21	1.201	1:51.340	21	0.275	2:28.981	21	0.312	2:32.339	21	0.756	1:44.689
33	1.417	1:49.693	33	2.457	1:51.996	33	1.205	2:28.655	33	0.616	2:31.713	33	1.497	1:45.126
23	2.563	1:50.839	23	3.244	1:51.637	23	2.013	2:28.676	23	1.149	2:31.438	23	2.268	1:45.364
77	4.293	1:52.569	77	3.842	1:50.505	77	2.552	2:28.617	77	1.715	2:31.465	77	2.572	1:45.102
59	4.833	1:53.109	59	4.293	1:50.416	59	3.089	2:28.703	59	2.292	2:31.505	59	3.597	1:45.550
88	5.439	1:53.715	88	5.325	1:50.842	88	3.701	2:28.283	88	3.070	2:31.671	88	4.866	1:46.041
3	6.330	1:54.606	3	6.509	1:51.135	3	4.387	2:27.785	3	3.684	2:31.599	3	6.081	1:46.642
51	6.943	1:55.219	51	7.621	1:51.634	51	5.047	2:27.333	51	4.712	2:31.967	51	7.301	1:46.834
47	7.650	1:55.926	47	7.953	1:49.922	47	5.740	2:26.849	47	5.068	2:31.630	47	8.264	1:47.441
6	8.987	1:57.263	6	8.798	1:52.104	6	6.442	2:28.396	6	5.663	2:31.523	6	8.693	1:47.275
13	9.776	1:58.052	12	10.815	1:51.656	12	7.513	2:26.605	12	6.191	2:30.980	12	9.187	1:47.241
12	10.115	1:58.391	63	11.273	1:51.775	63	8.127	2:26.761	63	6.561	2:30.736	63	9.652	1:47.336
63	10.454	1:58.730	13	12.138	1:53.318	13	9.194	2:26.963	13	7.624	2:30.732	13	12.475	1:49.096
44	15.239	2:03.515	44	19.487	1:55.204	44	10.023	2:20.443	44	8.379	2:30.658	11	12.663	1:48.145
11	19.076	2:07.352	11	21.046	1:52.926	11	11.188	2:20.049	11	8.763	2:29.877	44	16.606	1:52.472
						SC3	2 Laps	2:22.258 P						

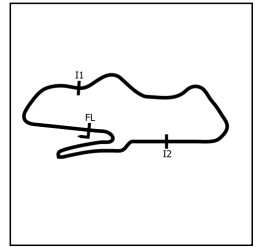
## 2024 Ginetta GT Academy

### RACE 2 - ROUND 7 - LAP CHART

LAP 6 @ 11:51:25.376			LAP 7 @ 11:53:09.126		
NO	BEHIND	LAP TIME	NO	BEHIND	LAP TIME
24		1:44.587	24		1:43.750
21	0.417	1:44.248	21	0.750	1:44.083
33	1.534	1:44.624	33	2.129	1:44.345
23	2.598	1:44.917	23	3.305	1:44.457
77	3.419	1:45.434	77	4.189	1:44.520
59	3.855	1:44.845	59	4.811	1:44.706
88	5.542	1:45.263	88	6.927	1:45.135
3	6.948	1:45.454	3	7.963	1:44.765
51	9.067	1:46.353	51	11.200	1:45.883
47	10.398	1:46.721	47	12.788	1:46.140
6	11.055	1:46.949	6	13.215	1:45.910
12	11.629	1:47.029	12	15.707	1:47.828
63	12.200	1:47.135	63	16.078	1:47.628
11	14.781	1:46.705	11	16.637	1:45.606
13	17.304	1:49.416	13	20.854	1:47.300
44	23.440	1:51.421	44	31.718	1:52.028

# 2024 Ginetta GT Academy

## RACE 2 - ROUND 7 - SECTOR ANALYSIS



SECTOR 1 = FL to I1, SECTOR 2 = I1 to I2, SECTOR 3 = I2 to FL, DIFF = Difference To Personal Best Lap, P = Crossed Finish Line in Pit Lane, D = Time Disallowed

P1		24 R		James NICHOLAS			W2R				
IDEAL LAP TIME : 1:43.750		BEST LAP TIME : 1:43.750			DIFFERENCE : 0.000						
LAP	SECTOR 1	SECTOR 2		SECTOR 3		LAP TIME	MPH	DIFF	TIME OF DAY		
1 -		112.4	41.608	113.1	41.103	81.2	1:48.276	82.69	4.526	11:41:03.379	
2 -	23.355	116.9	41.188	113.9	46.413	79.4	1:50.956	80.70	7.206	11:42:54.335	
3 -	29.247	69.2	1:00.720	58.3	59.940	62.6	2:29.907	59.73	46.157	11:45:24.242	
4 -	32.862	74.4	1:00.585	56.0	58.855	81.9	2:32.302	58.79	48.552	11:47:56.544	
5 -	23.189	116.7	40.879	113.9	40.177	81.8	1:44.245 (2)	85.89	0.495	11:49:40.789	
6 -	23.163	116.7	41.035	113.7	40.389	81.8	1:44.587 (3)	85.61	0.837	11:51:25.376	
7 -	22.933	117.5	40.705	114.1	40.112	82.3	1:43.750 (1)	86.30		11:53:09.126	

P2		21 R		Luke SHAW			Raceway Motorsport				
IDEAL LAP TIME : 1:44.060		BEST LAP TIME : 1:44.083			DIFFERENCE : 0.023						
LAP	SECTOR 1	SECTOR 2		SECTOR 3		LAP TIME	MPH	DIFF	TIME OF DAY		
1 -		107.3	41.887	114.1	41.378	82.6	1:49.093	82.08	5.010	11:41:04.196	
2 -	23.145	117.7	41.737	112.2	46.458	80.4	1:51.340	80.42	7.257	11:42:55.536	
3 -	28.527	66.9	1:00.493	60.2	59.961	66.9	2:28.981	60.10	44.898	11:45:24.517	
4 -	33.343	68.1	1:00.081	55.9	58.915	82.1	2:32.339	58.77	48.256	11:47:56.856	
5 -	23.305	118.3	41.260	113.7	40.124	82.6	1:44.689 (3)	85.53	0.606	11:49:41.545	
6 -	23.088	117.1	41.029	114.7	40.131	82.7	1:44.248 (2)	85.89	0.165	11:51:25.793	
7 -	23.065	117.7	40.871	114.7	40.147	82.8	1:44.083 (1)	86.03		11:53:09.876	

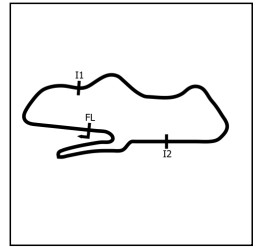
P3		33 R		Mike TAYLOR			W2R				
IDEAL LAP TIME : 1:44.230		BEST LAP TIME : 1:44.345			DIFFERENCE : 0.115						
LAP	SECTOR 1	SECTOR 2		SECTOR 3		LAP TIME	MPH	DIFF	TIME OF DAY		
1 -		107.8	42.101	114.3	41.592	82.5	1:49.693	81.63	5.348	11:41:04.796	
2 -	23.276	117.1	41.148	114.3	47.572	80.3	1:51.996	79.95	7.651	11:42:56.792	
3 -	27.804	67.6	1:00.534	62.2	1:00.317	64.8	2:28.655	60.23	44.310	11:45:25.447	
4 -	33.132	71.3	1:00.069	56.1	58.512	83.3	2:31.713	59.02	47.368	11:47:57.160	
5 -	23.160	119.1	41.344	114.7	40.622	82.8	1:45.126 (3)	85.17	0.781	11:49:42.286	
6 -	23.067	117.3	41.044	114.5	40.513	82.7	1:44.624 (2)	85.58	0.279	11:51:26.910	
7 -	23.182	117.3	41.037	114.9	40.126	82.8	1:44.345 (1)	85.81		11:53:11.255	

P4		23 R		Harry GAMBLE			Elite Motorsport				
IDEAL LAP TIME : 1:44.228		BEST LAP TIME : 1:44.457			DIFFERENCE : 0.229						
LAP	SECTOR 1	SECTOR 2		SECTOR 3		LAP TIME	MPH	DIFF	TIME OF DAY		
1 -		111.4	43.388	113.5	40.923	82.0	1:50.839	80.78	6.382	11:41:05.942	
2 -	23.374	116.7	41.149	114.9	47.114	78.9	1:51.637	80.21	7.180	11:42:57.579	
3 -	27.594	72.3	1:00.428	58.6	1:00.654	61.2	2:28.676	60.22	44.219	11:45:26.255	
4 -	32.674	73.9	1:00.069	56.1	58.695	82.4	2:31.438	59.12	46.981	11:47:57.693	
5 -	23.329	117.9	41.309	111.8	40.726	82.1	1:45.364 (3)	84.98	0.907	11:49:43.057	
6 -	23.647	116.7	41.091	114.5	40.179	81.9	1:44.917 (2)	85.34	0.460	11:51:27.974	
7 -	23.245	116.9	40.804	114.9	40.408	82.3	1:44.457 (1)	85.72		11:53:12.431	

P5		77 R		Gareth THOMAS			W2R				
IDEAL LAP TIME : 1:44.383		BEST LAP TIME : 1:44.520			DIFFERENCE : 0.137						
LAP	SECTOR 1	SECTOR 2		SECTOR 3		LAP TIME	MPH	DIFF	TIME OF DAY		
1 -		107.7	43.731	112.5	41.971	81.7	1:52.569	79.54	8.049	11:41:07.672	
2 -	23.192	116.9	41.589	115.1	45.724	80.6	1:50.505	81.03	5.985	11:42:58.177	
3 -	27.468	74.2	1:00.473	60.9	1:00.676	58.4	2:28.617	60.25	44.097	11:45:26.794	
4 -	32.625	73.9	1:00.027	57.7	58.813	82.5	2:31.465	59.11	46.945	11:47:58.259	
5 -	23.122	118.9	41.321	113.5	40.659	83.0	1:45.102 (2)	85.19	0.582	11:49:43.361	
6 -	24.101	115.3	41.111	114.1	40.222	82.4	1:45.434 (3)	84.92	0.914	11:51:28.795	
7 -	23.050	117.7	41.154	115.3	40.316	82.0	1:44.520 (1)	85.67		11:53:13.315	

# 2024 Ginetta GT Academy

## RACE 2 - ROUND 7 - SECTOR ANALYSIS



SECTOR 1 = FL to I1, SECTOR 2 = I1 to I2, SECTOR 3 = I2 to FL, DIFF = Difference To Personal Best Lap, P = Crossed Finish Line in Pit Lane, D = Time Disallowed

P6		59 R		Thomas BALFE		W2R	
IDEAL LAP TIME : 1:44.392		BEST LAP TIME : 1:44.706		DIFFERENCE : 0.314			
LAP	SECTOR 1	SECTOR 2	SECTOR 3	LAP TIME	MPH	DIFF	TIME OF DAY
1 -	104.6	44.232	113.1	42.672	81.5	1:53.109	79.16 8.403 11:41:08.212
2 -	23.652 115.7	41.726 113.3	45.038 81.5	1:50.416	81.09	5.710	11:42:58.628
3 -	27.432 74.5	1:00.589 61.2	1:00.682 60.0	2:28.703	60.21	43.997	11:45:27.331
4 -	32.804 76.0	59.953 58.7	58.748 82.6	2:31.505	59.10	46.799	11:47:58.836
5 -	23.451 114.7	41.345 114.7	40.754 82.1	1:45.550 (3)	84.83	0.844	11:49:44.386
6 -	23.308 114.9	41.285 115.5	40.252 82.7	1:44.845 (2)	85.40	0.139	11:51:29.231
7 -	22.935 118.7	41.205 115.7	40.566 82.5	1:44.706 (1)	85.51		11:53:13.937

P7		88 GTA		Marc ELMAN		SVG Motorsport	
IDEAL LAP TIME : 1:45.021		BEST LAP TIME : 1:45.135		DIFFERENCE : 0.114			
LAP	SECTOR 1	SECTOR 2	SECTOR 3	LAP TIME	MPH	DIFF	TIME OF DAY
1 -	112.9	42.619	114.5	42.805	81.3	1:53.715	78.74 8.580 11:41:08.818
2 -	23.558 117.9	41.881 105.8	45.403 81.2	1:50.842	80.78	5.707	11:42:59.660
3 -	27.091 74.1	1:00.537 59.9	1:00.655 60.8	2:28.283	60.38	43.148	11:45:27.943
4 -	32.788 77.6	59.959 63.5	58.924 82.0	2:31.671	59.03	46.536	11:47:59.614
5 -	23.274 118.5	41.518 114.7	41.249 82.4	1:46.041 (3)	84.44	0.906	11:49:45.655
6 -	23.344 117.9	41.174 114.5	40.745 82.2	1:45.263 (2)	85.06	0.128	11:51:30.918
7 -	23.102 117.9	41.194 115.1	40.839 82.1	1:45.135 (1)	85.17		11:53:16.053

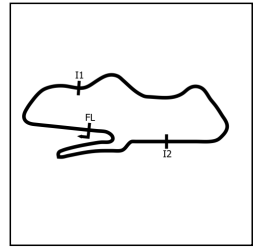
P8		3 GTA		Julian WANTLING (C)		E3 Sport	
IDEAL LAP TIME : 1:44.765		BEST LAP TIME : 1:44.765		DIFFERENCE : 0.000			
LAP	SECTOR 1	SECTOR 2	SECTOR 3	LAP TIME	MPH	DIFF	TIME OF DAY
1 -	106.0	43.170	113.3	42.057	80.5	1:54.606	78.13 9.841 11:41:09.709
2 -	23.458 116.1	42.003 104.8	45.674 79.8	1:51.135	80.57	6.370	11:43:00.844
3 -	26.319 74.7	1:00.633 63.2	1:00.833 64.0	2:27.785	60.59	43.020	11:45:28.629
4 -	32.527 76.3	1:00.264 70.7	58.808 81.8	2:31.599	59.06	46.834	11:48:00.228
5 -	23.362 118.1	42.027 114.1	41.253 81.7	1:46.642 (3)	83.96	1.877	11:49:46.870
6 -	23.253 116.7	41.119 114.7	41.082 81.9	1:45.454 (2)	84.91	0.689	11:51:32.324
7 -	23.207 117.1	40.983 114.7	40.575 81.8	1:44.765 (1)	85.47		11:53:17.089

P9		51 R		Jamie CAUDLE		E3 Sport	
IDEAL LAP TIME : 1:45.807		BEST LAP TIME : 1:45.883		DIFFERENCE : 0.076			
LAP	SECTOR 1	SECTOR 2	SECTOR 3	LAP TIME	MPH	DIFF	TIME OF DAY
1 -	104.3	43.372	114.5	42.205	82.4	1:55.219	77.71 9.336 11:41:10.322
2 -	23.399 118.3	41.972 110.0	46.263 79.9	1:51.634	80.21	5.751	11:43:01.956
3 -	25.844 72.8	1:00.685 67.1	1:00.804 66.9	2:27.333	60.77	41.450	11:45:29.289
4 -	32.452 82.2	1:00.376 67.7	59.139 81.2	2:31.967	58.92	46.084	11:48:01.256
5 -	23.602 117.7	41.705 114.5	41.527 82.8	1:46.834 (3)	83.81	0.951	11:49:48.090
6 -	23.304 116.9	41.866 114.7	41.183 82.5	1:46.353 (2)	84.19	0.470	11:51:34.443
7 -	23.380 117.5	41.456 114.7	41.047 83.2	1:45.883 (1)	84.56		11:53:20.326

P10		47 GTA		Emma TOMLINSON		W2R	
IDEAL LAP TIME : 1:46.140		BEST LAP TIME : 1:46.140		DIFFERENCE : 0.000			
LAP	SECTOR 1	SECTOR 2	SECTOR 3	LAP TIME	MPH	DIFF	TIME OF DAY
1 -	93.5	43.619	114.3	42.429	81.5	1:55.926	77.24 9.786 11:41:11.029
2 -	23.479 114.9	41.959 114.9	46.666 80.3	1:52.104	79.87	5.964	11:43:03.133
3 -	25.645 68.6	1:00.230 67.6	1:00.974 73.1	2:26.849	60.97	40.709	11:45:29.982
4 -	32.063 85.0	1:00.660 70.3	58.907 79.8	2:31.630	59.05	45.490	11:48:01.612
5 -	23.740 114.5	41.748 114.7	41.953 82.0	1:47.441 (3)	83.34	1.301	11:49:49.053
6 -	23.397 116.1	41.718 114.7	41.606 81.3	1:46.721 (2)	83.90	0.581	11:51:35.774
7 -	23.331 117.7	41.681 114.9	41.128 81.4	1:46.140 (1)	84.36		11:53:21.914

# 2024 Ginetta GT Academy

## RACE 2 - ROUND 7 - SECTOR ANALYSIS



SECTOR 1 = FL to I1, SECTOR 2 = I1 to I2, SECTOR 3 = I2 to FL, DIFF = Difference To Personal Best Lap, P = Crossed Finish Line in Pit Lane, D = Time Disallowed

P11		6 R		Peter THOMPSON (C)			W2R			
IDEAL LAP TIME : 1:45.889		BEST LAP TIME : 1:45.910			DIFFERENCE : 0.021					
LAP	SECTOR 1		SECTOR 2		SECTOR 3		LAP TIME	MPH	DIFF	TIME OF DAY
1 -		92.3	43.797	113.7	42.838	81.0	1:57.263	76.36	11.353	11:41:12.366
2 -	23.609	115.3	41.915	113.7	44.398	81.7	1:49.922	81.46	4.012	11:43:02.288
3 -	26.229	70.5	1:01.549	68.4	1:00.618	77.4	2:28.396	60.34	42.486	11:45:30.684
4 -	32.331	85.3	1:00.561	69.6	58.631	81.8	2:31.523	59.09	45.613	11:48:02.207
5 -	23.657	112.9	41.913	114.7	41.705	81.5	1:47.275 (3)	83.47	1.365	11:49:49.482
6 -	23.348	116.1	42.416	113.9	41.185	82.4	1:46.949 (2)	83.72	1.039	11:51:36.431
7 -	23.369	117.1	41.512	114.5	41.029	82.3	1:45.910 (1)	84.54		11:53:22.341

P12		12 R		Paul THOMAS			W2R			
IDEAL LAP TIME : 1:46.586		BEST LAP TIME : 1:47.029			DIFFERENCE : 0.443					
LAP	SECTOR 1		SECTOR 2		SECTOR 3		LAP TIME	MPH	DIFF	TIME OF DAY
1 -		88.7	44.099	115.1	43.184	81.7	1:58.391	75.63	11.362	11:41:13.494
2 -	23.688	112.2	42.799	107.0	45.169	78.9	1:51.656	80.19	4.627	11:43:05.150
3 -	24.627	85.2	1:01.485	61.6	1:00.493	79.3	2:26.605	61.07	39.576	11:45:31.755
4 -	32.310	85.9	1:00.582	65.4	58.088	82.3	2:30.980	59.30	43.951	11:48:02.735
5 -	23.514	104.2	42.162	115.5	41.565	82.7	1:47.241 (2)	83.49	0.212	11:49:49.976
6 -	23.290	113.7	42.605	114.7	41.134	82.9	1:47.029 (1)	83.66		11:51:37.005
7 -	23.401	118.7	42.960	115.1	41.467	82.2	1:47.828 (3)	83.04	0.799	11:53:24.833

P13		63 R		Ali AL JUFFALI			Elite Motorsport			
IDEAL LAP TIME : 1:46.465		BEST LAP TIME : 1:47.135			DIFFERENCE : 0.670					
LAP	SECTOR 1		SECTOR 2		SECTOR 3		LAP TIME	MPH	DIFF	TIME OF DAY
1 -		94.9	43.962	114.9	43.233	81.1	1:58.730	75.41	11.595	11:41:13.833
2 -	23.587	117.1	43.132	103.4	45.056	78.7	1:51.775	80.11	4.640	11:43:05.608
3 -	24.540	90.0	1:01.690	59.1	1:00.531	78.3	2:26.761	61.01	39.626	11:45:32.369
4 -	32.340	88.6	1:00.507	61.9	57.889	83.1	2:30.736	59.40	43.601	11:48:03.105
5 -	23.309	106.5	42.182	116.5	41.845	81.7	1:47.336 (2)	83.42	0.201	11:49:50.441
6 -	23.219	118.3	42.592	114.7	41.324	83.1	1:47.135 (1)	83.58		11:51:37.576
7 -	22.959	119.6	42.472	114.7	42.197	82.9	1:47.628 (3)	83.19	0.493	11:53:25.204

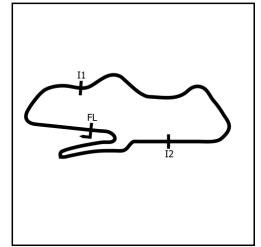
P14		11 GTA		Amy TOMLINSON			W2R			
IDEAL LAP TIME : 1:45.606		BEST LAP TIME : 1:45.606			DIFFERENCE : 0.000					
LAP	SECTOR 1		SECTOR 2		SECTOR 3		LAP TIME	MPH	DIFF	TIME OF DAY
1 -		104.0	43.176	112.5	42.760	80.7	2:07.352	70.31	21.746	11:41:22.455
2 -	23.766	110.0	44.313	107.7	44.847	80.0	1:52.926	79.29	7.320	11:43:15.381
3 -	24.162	106.3	55.006	57.6	1:00.881	78.4	2:20.049	63.93	34.443	11:45:35.430
4 -	31.539	75.0	1:00.966	61.2	57.372	81.2	2:29.877	59.74	44.271	11:48:05.307
5 -	24.177	113.1	41.767	114.5	42.201	81.3	1:48.145 (3)	82.80	2.539	11:49:53.452
6 -	23.906	115.5	41.508	114.3	41.291	82.1	1:46.705 (2)	83.91	1.099	11:51:40.157
7 -	23.274	117.9	41.414	114.7	40.918	82.8	1:45.606 (1)	84.79		11:53:25.763

P15		13 GTA		Lucy TOMLINSON			W2R			
IDEAL LAP TIME : 1:47.234		BEST LAP TIME : 1:47.300			DIFFERENCE : 0.066					
LAP	SECTOR 1		SECTOR 2		SECTOR 3		LAP TIME	MPH	DIFF	TIME OF DAY
1 -		98.9	43.571	113.9	44.257	77.4	1:58.052	75.85	10.752	11:41:13.155
2 -	24.865	105.8	43.404	113.9	45.049	78.9	1:53.318	79.02	6.018	11:43:06.473
3 -	24.855	99.5	1:01.227	57.6	1:00.881	76.9	2:26.963	60.93	39.663	11:45:33.436
4 -	32.163	84.0	1:00.402	61.4	58.167	80.9	2:30.732	59.40	43.432	11:48:04.168
5 -	23.645	113.7	42.724	113.7	42.727	79.1	1:49.096 (2)	82.07	1.796	11:49:53.264
6 -	24.601	112.7	42.563	114.1	42.252	80.7	1:49.416 (3)	81.83	2.116	11:51:42.680
7 -	23.711	115.3	41.990	114.7	41.599	79.4	1:47.300 (1)	83.45		11:53:29.980



# 2024 Ginetta GT Academy

## RACE 2 - ROUND 7 - SECTOR ANALYSIS



SECTOR 1 = FL to I1, SECTOR 2 = I1 to I2, SECTOR 3 = I2 to FL, DIFF = Difference To Personal Best Lap, P = Crossed Finish Line in Pit Lane, D = Time Disallowed

P16 44 R		Lucie HODGSON (C)				W2R				
IDEAL LAP TIME : 1:50.925		BEST LAP TIME : 1:51.421				DIFFERENCE : 0.496				
LAP	SECTOR 1		SECTOR 2		SECTOR 3		LAP TIME	MPH	DIFF	TIME OF DAY
1 -		94.9	45.915	112.0	44.902	80.6	2:03.515	72.49	12.094	11:41:18.618
2 -	24.920	100.4	46.502	112.0	43.782	81.4	1:55.204	77.72	3.783	11:43:13.822
3 -	24.587	99.2	55.103	57.0	1:00.753	78.9	2:20.443	63.75	29.022	11:45:34.265
4 -	32.191	76.8	1:00.723	63.5	57.744	81.3	2:30.658	59.43	39.237	11:48:04.923
5 -	25.287	106.8	44.496	112.5	42.689	81.3	1:52.472 (3)	79.61	1.051	11:49:57.395
6 -	24.078	108.4	44.215	113.3	43.128	81.1	1:51.421 (1)	80.36		11:51:48.816
7 -	24.021	105.3	45.003	112.7	43.004	81.8	1:52.028 (2)	79.93	0.607	11:53:40.844



# 2024 Ginetta GT Academy

## RACE 2 - ROUND 7 - BEST SECTORS

SECTOR 1			SECTOR 2			SECTOR 3			IDEAL / BEST COMPARISON						
POS	NO	NAME	TIME	NO	NAME	TIME	NO	NAME	TIME	POS	NO	NAME	IDEAL	BEST	DIFF
													<b>PERFECT LAP</b>	<b>1:43.750</b>	
1	24	NICHOLAS	22.933	24	NICHOLAS	40.705	24	NICHOLAS	40.112	1	24	NICHOLAS	1:43.750	1:43.750	0.000
2	59	BALFE	22.935	23	GAMBLE	40.804	21	SHAW	40.124	2	21	SHAW	1:44.060	1:44.083	0.023
3	63	AL JUFFALI	22.959	21	SHAW	40.871	33	TAYLOR	40.126	3	23	GAMBLE	1:44.228	1:44.457	0.229
4	77	THOMAS	23.050	3	WANTLING (C)	40.983	23	GAMBLE	40.179	4	33	TAYLOR	1:44.230	1:44.345	0.115
5	21	SHAW	23.065	33	TAYLOR	41.037	77	THOMAS	40.222	5	77	THOMAS	1:44.383	1:44.520	0.137
6	33	TAYLOR	23.067	77	THOMAS	41.111	59	BALFE	40.252	6	59	BALFE	1:44.392	1:44.706	0.314
7	88	ELMAN	23.102	88	ELMAN	41.174	3	WANTLING (C)	40.575	7	3	WANTLING (C)	1:44.765	1:44.765	0.000
8	3	WANTLING (C)	23.207	59	BALFE	41.205	88	ELMAN	40.745	8	88	ELMAN	1:45.021	1:45.135	0.114
9	23	GAMBLE	23.245	11	TOMLINSON	41.414	11	TOMLINSON	40.918	9	11	TOMLINSON	1:45.606	1:45.606	0.000
10	11	TOMLINSON	23.274	51	CAUDLE	41.456	6	THOMPSON (C)	41.029	10	51	CAUDLE	1:45.807	1:45.883	0.076
11	12	THOMAS	23.290	6	THOMPSON (C)	41.512	51	CAUDLE	41.047	11	6	THOMPSON (C)	1:45.889	1:45.910	0.021
12	51	CAUDLE	23.304	47	TOMLINSON	41.681	47	TOMLINSON	41.128	12	47	TOMLINSON	1:46.140	1:46.140	0.000
13	47	TOMLINSON	23.331	13	TOMLINSON	41.990	12	THOMAS	41.134	13	63	AL JUFFALI	1:46.465	1:47.135	0.670
14	6	THOMPSON (C)	23.348	12	THOMAS	42.162	63	AL JUFFALI	41.324	14	12	THOMAS	1:46.586	1:47.029	0.443
15	13	TOMLINSON	23.645	63	AL JUFFALI	42.182	13	TOMLINSON	41.599	15	13	TOMLINSON	1:47.234	1:47.300	0.066
16	44	HODGSON (C)	24.021	7	LOWE	43.955	44	HODGSON (C)	42.689	16	44	HODGSON (C)	1:50.925	1:51.421	0.496
17				44	HODGSON (C)	44.215									

# 2024 Ginetta GT Academy

## RACE 2 - ROUND 7 - BEST SPEEDS

POS	INTERMEDIATE 1			INTERMEDIATE 2			FINISH LINE		
	NO	NAME	MPH	NO	NAME	MPH	NO	NAME	MPH
1	63	AL JUFFALI	119.6	7	LOWE	117.3	33	TAYLOR	83.3
2	33	TAYLOR	119.1	63	AL JUFFALI	116.5	51	CAUDLE	83.2
3	77	THOMAS	118.9	59	BALFE	115.7	63	AL JUFFALI	83.1
4	59	BALFE	118.7	12	THOMAS	115.5	77	THOMAS	83.0
5	12	THOMAS	118.7	77	THOMAS	115.3	12	THOMAS	82.9
6	88	ELMAN	118.5	88	ELMAN	115.1	21	SHAW	82.8
7	21	SHAW	118.3	33	TAYLOR	114.9	11	TOMLINSON	82.8
8	51	CAUDLE	118.3	23	GAMBLE	114.9	59	BALFE	82.7
9	3	WANTLING (C)	118.1	47	TOMLINSON	114.9	23	GAMBLE	82.4
10	23	GAMBLE	117.9	21	SHAW	114.7	88	ELMAN	82.4
11	11	TOMLINSON	117.9	3	WANTLING (C)	114.7	6	THOMPSON (C)	82.4
12	47	TOMLINSON	117.7	51	CAUDLE	114.7	24	NICHOLAS	82.3
13	24	NICHOLAS	117.5	6	THOMPSON (C)	114.7	47	TOMLINSON	82.0
14	6	THOMPSON (C)	117.1	11	TOMLINSON	114.7	3	WANTLING (C)	81.9
15	13	TOMLINSON	115.3	13	TOMLINSON	114.7	44	HODGSON (C)	81.8
16	44	HODGSON (C)	108.4	24	NICHOLAS	114.1	13	TOMLINSON	80.9
17	7	LOWE	96.2	44	HODGSON (C)	113.3			

# 2024 Ginetta GT Academy

## RACE 2 - ROUND 7 - STATISTICS

**Competitors Started** 17  
**Planned Start** 2024-05-26 @ 11:41:00.000  
**Actual Start** 2024-05-26 @ 11:39:15.102  
**Finish Time** 2024-05-26 @ 11:53:09.125  
**Track Length** 2.4873mi.  
**Total Laps** 113  
**Total Distance Covered** 281.0704mi.

### Session Fastest Lap History

NO	CL	NAME	LAP TIME	TIME OF DAY	LAP	VEHICLE
24	ROOKIE	James NICHOLAS	<b>1:50.956</b>	11:42:54.355	2	W2R
77	ROOKIE	Gareth THOMAS	<b>1:50.505</b>	11:42:58.200	2	W2R
59	ROOKIE	Thomas BALFE	<b>1:50.416</b>	11:42:58.649	2	W2R
6	ROOKIE	Peter THOMPSON (C)	<b>1:49.922</b>	11:43:02.310	2	W2R
24	ROOKIE	James NICHOLAS	<b>1:44.245</b>	11:49:40.809	5	W2R
24	ROOKIE	James NICHOLAS	<b>1:43.750</b>	11:53:09.146	7	W2R

### Session Leader History

NO	CL	NAME	FROM LAP	LAPS LED	DISTANCE	VEHICLE
24	ROOKIE	James NICHOLAS	1	7	17.37 miles	W2R

### Flag History

TYPE	TIME OF DAY
GREEN	11:39:15.102
SAFETY	11:42:01.487
GREEN	11:47:56.067
FINISH	11:53:09.125

### Flag Statistics

TYPE	COUNT	TOTAL LAPS	TOTAL TIME
Green	2	5	12:00.800
Red	0	0	0.000
Safety Car	1	2	5:54.579
FCY	0	0	0.000

## 2024 Ginetta GT Academy

### RACE 2 - ROUND 7 - STATISTICS

CLASS : GTA

6 Starters

#### Fastest Lap History

NO	NAME	LAP TIME	TIME OF DAY	LAP	VEHICLE
88	Marc ELMAN	1:50.842	11:42:59.688	2	SVG Motorsport
88	Marc ELMAN	1:46.041	11:49:45.681	5	SVG Motorsport
88	Marc ELMAN	1:45.263	11:51:30.945	6	SVG Motorsport
88	Marc ELMAN	1:45.135	11:53:16.080	7	SVG Motorsport
3	Julian WANTLING (C)	1:44.765	11:53:17.111	7	E3 Sport

#### Leader History

NO	NAME	FROM LAP	LAPS LED	DISTANCE	VEHICLE
88	Marc ELMAN	1	7	17.37 miles	SVG Motorsport

## 2024 Ginetta GT Academy

### RACE 2 - ROUND 7 - STATISTICS

CLASS : ROOKIE

11 Starters

#### Fastest Lap History

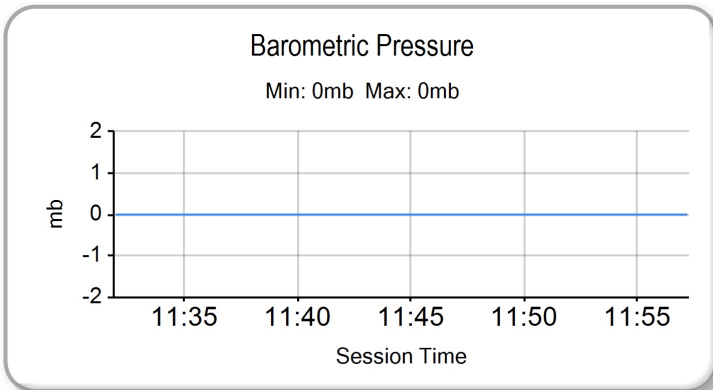
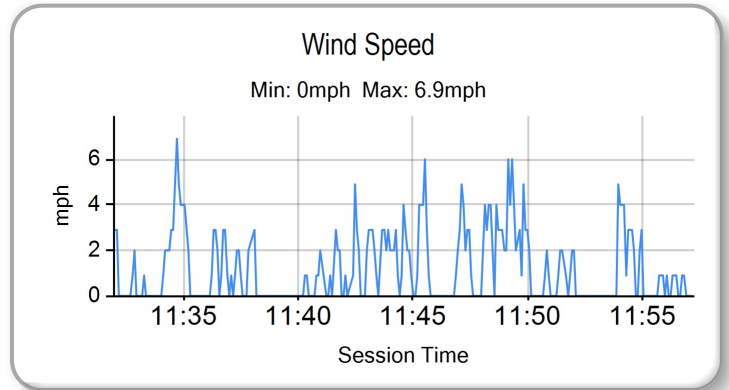
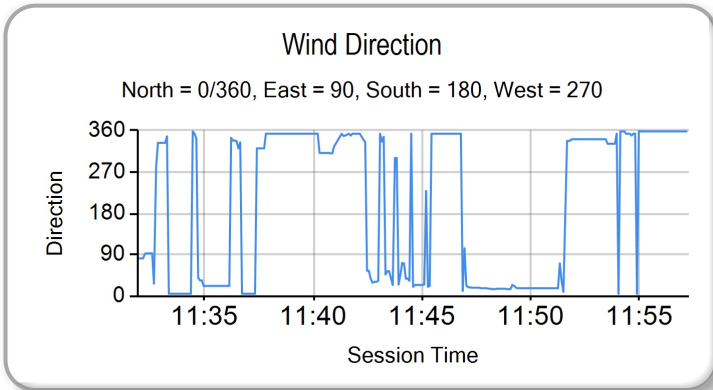
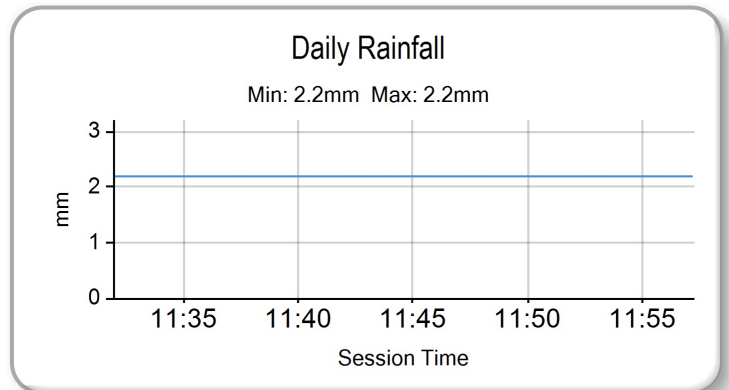
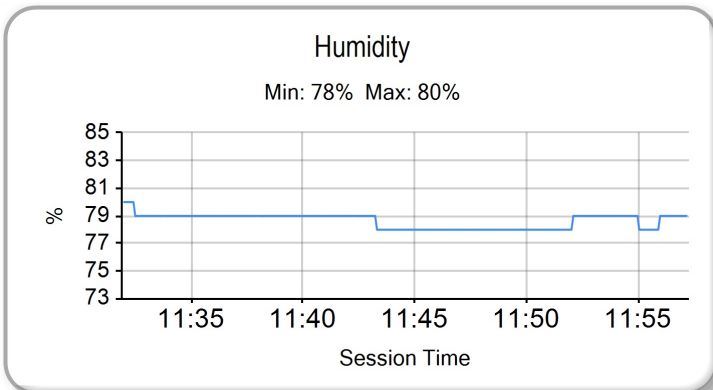
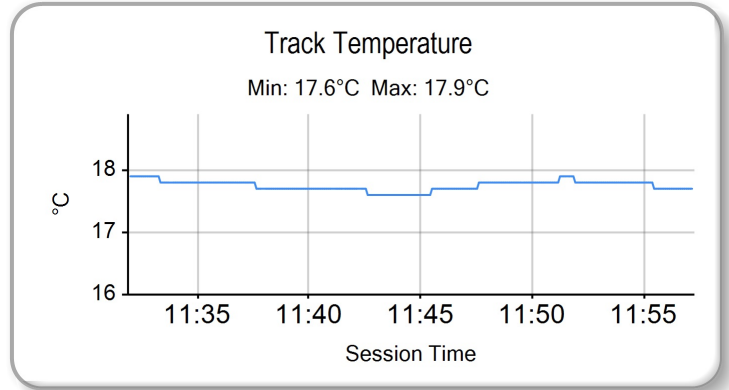
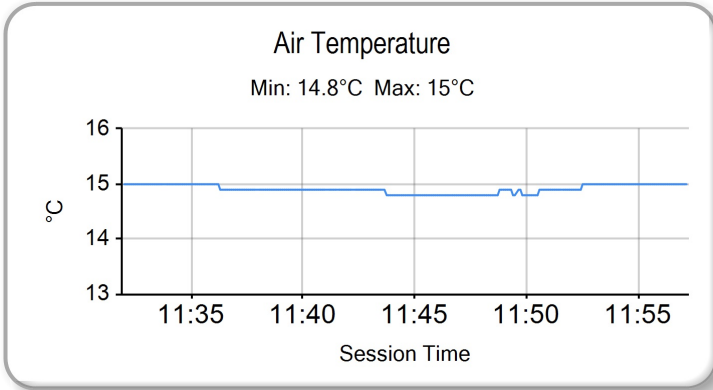
NO	NAME	LAP TIME	TIME OF DAY	LAP	VEHICLE
24	James NICHOLAS	<b>1:50.956</b>	11:42:54.355	2	W2R
77	Gareth THOMAS	<b>1:50.505</b>	11:42:58.200	2	W2R
59	Thomas BALFE	<b>1:50.416</b>	11:42:58.649	2	W2R
6	Peter THOMPSON (C)	<b>1:49.922</b>	11:43:02.310	2	W2R
24	James NICHOLAS	<b>1:44.245</b>	11:49:40.809	5	W2R
24	James NICHOLAS	<b>1:43.750</b>	11:53:09.146	7	W2R

#### Leader History

NO	NAME	FROM LAP	LAPS LED	DISTANCE	VEHICLE
24	James NICHOLAS	1	7	17.37 miles	W2R

# 2024 Ginetta GT Academy

## RACE 2 - ROUND 7 - WEATHER CONDITIONS



# 2024 Ginetta GT Academy

## RACE 3 - ROUND 8 - GRID (20 minutes)

ROW 9	17	<b>6</b> Peter THOMPSON (C)	
ROW 8	15	<b>44</b> Lucie HODGSON (C)	16 <b>7</b> Charlotte LOWE
ROW 7	13	<b>11</b> Amy TOMLINSON	14 <b>13</b> Lucy TOMLINSON
ROW 6	11	<b>12</b> Paul THOMAS	12 <b>63</b> Ali AL JUFFALI
ROW 5	9	<b>51</b> Jamie CAUDLE	10 <b>47</b> Emma TOMLINSON
ROW 4	7	<b>88</b> Marc ELMAN	8 <b>3</b> Julian WANTLING (C)
ROW 3	5	<b>77</b> Gareth THOMAS	6 <b>59</b> Thomas BALFE
ROW 2	3	<b>33</b> Mike TAYLOR	4 <b>23</b> Harry GAMBLE
ROW 1	1	<b>24</b> James NICHOLAS	2 <b>21</b> Luke SHAW

**Pole**

These results are provisional until the conclusion of any judicial and technical matters.

Donington Park GP: 2.4873 miles

Clerk Of Course: Paul Levitt	Stewards:	Timekeeper: Gethin Rees	
------------------------------	-----------	-------------------------	--

Results can be found at [www.tsl-timing.com](http://www.tsl-timing.com)

Printed - 16:09 Sunday, 26 May 2024

## 2024 Ginetta GT Academy

### RACE 3 - ROUND 8 - CLASSIFICATION

Race Distance: 9 Laps / 22.38 miles

POS	NO	CL	PIC	NAME	NAT	ENTRY	LAPS	TIME	GAP	DIFF	MPH	BEST	ON	GRD	↑↓
1	24	R	1	James NICHOLAS	GBR	W2R	9	15:41.861			85.41	1:43.870	2	1	0
2	23	R	2	Harry GAMBLE	GBR	Elite Motorsport	9	15:43.892	2.031	2.031	85.23	1:43.629	6	4	2
3	33	R	3	Mike TAYLOR	GBR	W2R	9	15:44.988	3.127	1.096	85.13	1:43.590	9	3	0
4	77	R	4	Gareth THOMAS	GBR	W2R	9	15:46.333	4.472	1.345	85.01	1:43.922	6	5	1
5	21	R	5	Luke SHAW	GBR	Raceway Motorsport	9	15:47.299	5.438	0.966	84.92	1:43.644	6	2	-3
6	59	R	6	Thomas BALFE	GBR	W2R	9	15:48.636	6.775	1.337	84.80	1:44.163	8	6	0
7	88	GTA	1	Marc ELMAN	GBR	SVG Motorsport	9	15:55.063	13.202	6.427	84.23	1:44.966	6	7	0
8	3	GTA	2	Julian WANTLING (C)	GBR	E3 Sport	9	15:58.618	16.757	3.555	83.92	1:44.989	7	8	0
9	47	GTA	3	Emma TOMLINSON	GBR	W2R	9	15:58.906	17.045	0.288	83.90	1:44.999	7	10	1
10	51	R	7	Jamie CAUDLE	GBR	E3 Sport	9	16:01.830	19.969	2.924	83.64	1:45.341	9	9	-1
11	12	R	8	Paul THOMAS	GBR	W2R	9	16:03.163	21.302	1.333	83.53	1:45.509	6	11	0
12	63	R	9	Ali AL JUFFALI	KSA	Elite Motorsport	9	16:05.196	23.335	2.033	83.35	1:45.228	9	12	0
13	11	GTA	4	Amy TOMLINSON	GBR	W2R	9	16:07.008	25.147	1.812	83.19	1:45.292	6	13	0
14	13	GTA	5	Lucy TOMLINSON	GBR	W2R	9	16:18.479	36.618	11.471	82.22	1:46.918	8	14	0
15	44	R	10	Lucie HODGSON (C)	GBR	W2R	9	16:52.427	1:10.566	33.948	79.46	1:48.344	3	15	0

#### NOT CLASSIFIED

DNF	6	R		Peter THOMPSON (C)	GBR	W2R	2	3:55.263	7 Laps	7 Laps	75.54				17
DNF	7	GTA		Charlotte LOWE	GBR	W2R	1	1:56.916	8 Laps	1 Lap	75.42				16

#### FASTEST LAP

33	R			Mike TAYLOR	GBR	W2R	9	1:43.590			86.44 mph				139.11 kph
88	GTA			Marc ELMAN	GBR	SVG Motorsport	6	1:44.966			85.30 mph				137.29 kph

Weather / Track : Cloudy / Dry

These results are provisional until the conclusion of any judicial and technical matters.

Date: 26/05/2024 Start: 18:52 Finish: 19:08

Donington Park GP: 2.4873 miles

Clerk Of Course: Paul Levitt	Stewards:	Timekeeper: Gethin Rees	
------------------------------	-----------	-------------------------	--

Results can be found at [www.tsl-timing.com](http://www.tsl-timing.com)

Printed - 19:15 Sunday, 26 May 2024



# 2024 Ginetta GT Academy

## RACE 3 - ROUND 8 - LAP CHART

LAP 1 @ 18:54:16.798			LAP 2 @ 18:56:00.668			LAP 3 @ 18:57:45.331			LAP 4 @ 18:59:29.976			LAP 5 @ 19:01:14.323		
NO	BEHIND	LAP TIME	NO	BEHIND	LAP TIME	NO	BEHIND	LAP TIME	NO	BEHIND	LAP TIME	NO	BEHIND	LAP TIME
24		1:47.021	24		1:43.870	24		1:44.663	24		1:44.645	24		1:44.347
21	0.658	1:47.679	21	1.400	1:44.612	21	1.655	1:44.918	77	2.483	1:44.745	77	2.274	1:44.138
23	1.898	1:48.919	23	2.427	1:44.399	23	2.038	1:44.274	23	3.031	1:45.638	23	2.921	1:44.237
77	2.417	1:49.438	77	3.098	1:44.551	77	2.383	1:43.948	33	4.755	1:44.977	33	4.260	1:43.852
33	3.070	1:50.091	33	3.990	1:44.790	33	4.423	1:45.096	21	5.133	1:48.123	21	5.189	1:44.403
59	3.613	1:50.634	59	4.737	1:44.994	59	6.485	1:46.411	59	6.336	1:44.496	59	6.484	1:44.495
88	4.447	1:51.468	88	5.987	1:45.410	88	7.947	1:46.623	88	8.787	1:45.485	88	9.968	1:45.528
3	5.069	1:52.090	3	8.076	1:46.877	3	10.353	1:46.940	3	11.527	1:45.819	3	13.132	1:45.952
47	5.469	1:52.490	47	8.127	1:46.528	47	10.886	1:47.422	47	12.236	1:45.995	47	13.478	1:45.589
51	6.383	1:53.404	51	8.934	1:46.421	51	11.218	1:46.947	51	12.523	1:45.950	63	14.338	1:45.673
63	7.063	1:54.084	63	9.661	1:46.468	63	12.012	1:47.014	63	13.012	1:45.645	51	14.653	1:46.477
12	7.593	1:54.614	12	10.157	1:46.434	12	12.421	1:46.927	12	14.046	1:46.270	12	15.663	1:45.964
11	8.296	1:55.317	11	11.614	1:47.188	11	14.384	1:47.433	11	16.038	1:46.299	11	17.636	1:45.945
44	8.775	1:55.796	44	13.893	1:48.988	44	17.574	1:48.344	13	22.055	1:47.932	13	24.684	1:46.976
13	9.318	1:56.339	13	14.719	1:49.271	13	18.768	1:48.712	44	42.656	2:09.727	44	48.425	1:50.116
7	9.895	1:56.916	6	24.372	1:58.000 P									
6	10.242	1:57.263												

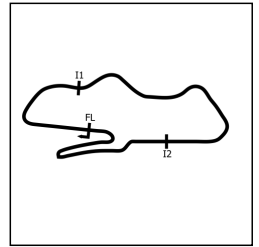
# 2024 Ginetta GT Academy

## RACE 3 - ROUND 8 - LAP CHART

LAP 6 @ 19:02:58.966			LAP 7 @ 19:04:42.974			LAP 8 @ 19:06:27.156			LAP 9 @ 19:08:11.638		
NO	BEHIND	LAP TIME	NO	BEHIND	LAP TIME	NO	BEHIND	LAP TIME	NO	BEHIND	LAP TIME
24		1:44.643	24		1:44.008	24		1:44.182	24		1:44.482
77	1.553	1:43.922	23	2.383	1:44.484	23	2.416	1:44.215	23	2.031	1:44.097
23	1.907	1:43.629	77	2.991	1:45.446	77	3.611	1:44.802	33	3.127	1:43.590
33	3.601	1:43.984	33	3.369	1:43.776	33	4.019	1:44.832	77	4.472	1:45.343
21	4.190	1:43.644	21	4.872	1:44.690	21	5.880	1:45.190	21	5.438	1:44.040
59	6.099	1:44.258	59	6.854	1:44.763	59	6.835	1:44.163	59	6.775	1:44.422
88	10.291	1:44.966	88	11.430	1:45.147	88	12.494	1:45.246	88	13.202	1:45.190
3	13.491	1:45.002	3	14.472	1:44.989	3	15.692	1:45.402	3	16.757	1:45.547
47	14.059	1:45.224	47	15.050	1:44.999	47	16.191	1:45.323	47	17.045	1:45.336
63	15.650	1:45.955	63	17.668	1:46.026	51	19.110	1:45.512	51	19.969	1:45.341
51	15.940	1:45.930	51	17.780	1:45.848	12	20.064	1:45.822	12	21.302	1:45.720
12	16.529	1:45.509	12	18.424	1:45.903	63	22.589	1:49.103	63	23.335	1:45.228
11	18.285	1:45.292	11	20.220	1:45.943	11	23.406	1:47.368	11	25.147	1:46.223
13	27.190	1:47.149	13	30.667	1:47.485	13	33.403	1:46.918	13	36.618	1:47.697
44	53.504	1:49.722	44	58.974	1:49.478	44	1:05.122	1:50.330	44	1:10.566	1:49.926

# 2024 Ginetta GT Academy

## RACE 3 - ROUND 8 - SECTOR ANALYSIS



SECTOR 1 = FL to I1, SECTOR 2 = I1 to I2, SECTOR 3 = I2 to FL, DIFF = Difference To Personal Best Lap, P = Crossed Finish Line in Pit Lane, D = Time Disallowed

P1		24 R		James NICHOLAS			W2R			
IDEAL LAP TIME : 1:43.611		BEST LAP TIME : 1:43.870			DIFFERENCE : 0.259					
LAP	SECTOR 1	SECTOR 2		SECTOR 3		LAP TIME	MPH	DIFF	TIME OF DAY	
1 -		117.1	40.985	112.7	40.518	80.5	1:47.021	83.66	3.151	18:54:16.798
2 -	23.155	118.1	<b>40.609</b>	112.9	40.106	81.9	<b>1:43.870 (1)</b>	<b>86.20</b>		<b>18:56:00.668</b>
3 -	23.165	113.7	41.202	113.1	40.296	82.1	1:44.663	85.55	0.793	18:57:45.331
4 -	23.448	118.5	40.789	113.3	40.408	<b>82.2</b>	1:44.645	85.56	0.775	18:59:29.976
5 -	23.169	<b>118.9</b>	41.062	112.9	40.116	81.5	1:44.347	85.81	0.477	19:01:14.323
6 -	23.311	118.1	41.037	113.1	40.295	81.9	1:44.643	85.57	0.773	19:02:58.966
7 -	<b>23.018</b>	<b>118.9</b>	41.006	113.5	<b>39.984</b>	81.9	1:44.008 (2)	86.09	0.138	19:04:42.974
8 -	23.167	118.1	40.827	113.3	40.188	82.1	1:44.182 (3)	85.95	0.312	19:06:27.156
9 -	23.137	118.5	40.939	<b>113.7</b>	40.406	81.7	1:44.482	85.70	0.612	19:08:11.638

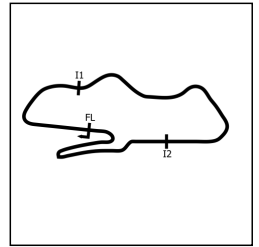
P2		23 R		Harry GAMBLE			Elite Motorsport			
IDEAL LAP TIME : 1:43.433		BEST LAP TIME : 1:43.629			DIFFERENCE : 0.196					
LAP	SECTOR 1	SECTOR 2		SECTOR 3		LAP TIME	MPH	DIFF	TIME OF DAY	
1 -		115.9	42.416	113.1	40.388	81.9	1:48.919	82.21	5.290	18:54:18.696
2 -	23.162	118.7	40.970	113.9	40.267	82.4	1:44.399	85.77	0.770	18:56:03.095
3 -	23.132	118.7	<b>40.675</b>	114.1	40.467	<b>82.5</b>	1:44.274	85.87	0.645	18:57:47.369
4 -	<b>22.976</b>	118.9	42.664	114.1	39.998	82.2	1:45.638	84.76	2.009	18:59:33.007
5 -	23.126	118.7	40.963	114.3	40.148	81.7	1:44.237	85.90	0.608	19:01:17.244
6 -	23.063	<b>119.4</b>	40.784	<b>114.7</b>	<b>39.782</b>	<b>82.5</b>	<b>1:43.629 (1)</b>	<b>86.40</b>		<b>19:03:00.873</b>
7 -	23.154	119.1	40.846	<b>114.7</b>	40.484	81.3	1:44.484	85.70	0.855	19:04:45.357
8 -	23.209	118.9	40.880	114.1	40.126	<b>82.5</b>	1:44.215 (3)	85.92	0.586	19:06:29.572
9 -	23.133	118.9	40.836	113.9	40.128	81.6	1:44.097 (2)	86.02	0.468	19:08:13.669

P3		33 R		Mike TAYLOR			W2R			
IDEAL LAP TIME : 1:43.302		BEST LAP TIME : 1:43.590			DIFFERENCE : 0.288					
LAP	SECTOR 1	SECTOR 2		SECTOR 3		LAP TIME	MPH	DIFF	TIME OF DAY	
1 -		112.0	43.596	113.7	40.565	<b>82.6</b>	1:50.091	81.33	6.501	18:54:19.868
2 -	23.232	118.9	41.221	114.3	40.337	82.5	1:44.790	85.45	1.200	18:56:04.658
3 -	23.353	112.5	41.416	113.7	40.327	<b>82.6</b>	1:45.096	85.20	1.506	18:57:49.754
4 -	23.049	<b>119.4</b>	40.946	<b>115.3</b>	40.982	82.1	1:44.977	85.29	1.387	18:59:34.731
5 -	23.040	118.7	40.679	114.3	40.133	81.9	1:43.852 (3)	86.22	0.262	19:01:18.583
6 -	23.045	118.1	40.868	114.3	40.071	82.3	1:43.984	86.11	0.394	19:03:02.567
7 -	<b>22.953</b>	118.5	<b>40.628</b>	114.3	40.195	81.6	1:43.776 (2)	86.28	0.186	19:04:46.343
8 -	23.171	119.1	41.367	114.1	40.294	81.0	1:44.832	85.41	1.242	19:06:31.175
9 -	23.149	<b>119.4</b>	40.720	114.3	<b>39.721</b>	82.2	<b>1:43.590 (1)</b>	<b>86.44</b>		<b>19:08:14.765</b>

P4		77 R		Gareth THOMAS			W2R			
IDEAL LAP TIME : 1:43.574		BEST LAP TIME : 1:43.922			DIFFERENCE : 0.348					
LAP	SECTOR 1	SECTOR 2		SECTOR 3		LAP TIME	MPH	DIFF	TIME OF DAY	
1 -		106.6	42.817	112.2	40.404	82.3	1:49.438	81.82	5.516	18:54:19.215
2 -	23.138	118.7	41.022	113.7	40.391	82.5	1:44.551	85.64	0.629	18:56:03.766
3 -	23.027	120.2	<b>40.643</b>	114.5	40.278	82.5	1:43.948 (2)	86.14	0.026	18:57:47.714
4 -	23.014	<b>120.4</b>	41.378	113.9	40.353	82.4	1:44.745	85.48	0.823	18:59:32.459
5 -	23.050	119.4	40.846	114.1	40.242	82.6	1:44.138 (3)	85.98	0.216	19:01:16.597
6 -	<b>22.832</b>	120.0	40.991	114.3	<b>40.099</b>	<b>82.8</b>	<b>1:43.922 (1)</b>	<b>86.16</b>		<b>19:03:00.519</b>
7 -	22.964	118.9	40.955	114.7	41.527	81.7	1:45.446	84.91	1.524	19:04:45.965
8 -	23.297	118.7	41.247	113.9	40.258	80.7	1:44.802	85.44	0.880	19:06:30.767
9 -	23.155	119.6	41.966	<b>114.9</b>	40.222	81.6	1:45.343	85.00	1.421	19:08:16.110

# 2024 Ginetta GT Academy

## RACE 3 - ROUND 8 - SECTOR ANALYSIS



SECTOR 1 = FL to I1, SECTOR 2 = I1 to I2, SECTOR 3 = I2 to FL, DIFF = Difference To Personal Best Lap, P = Crossed Finish Line in Pit Lane, D = Time Disallowed

P5		21 R		Luke SHAW		Raceway Motorsport					
IDEAL LAP TIME : 1:43.549		BEST LAP TIME : 1:43.644		DIFFERENCE : 0.095							
LAP	SECTOR 1		SECTOR 2		SECTOR 3		LAP TIME	MPH	DIFF	TIME OF DAY	
1 -		117.7	41.612	112.9	40.282	82.5	1:47.679	83.15	4.035	18:54:17.456	
2 -	23.063	117.5	40.936	113.1	40.613	82.1	1:44.612	85.59	0.968	18:56:02.068	
3 -	23.105	<b>119.4</b>	40.951	113.3	40.862	<b>82.9</b>	1:44.918	85.34	1.274	18:57:46.986	
4 -	<b>22.957</b>	118.9	43.547	113.9	41.619	82.1	1:48.123	82.81	4.479	18:59:35.109	
5 -	23.138	118.5	40.801	114.3	40.464	82.5	1:44.403 (3)	85.76	0.759	19:01:19.512	
6 -	23.052	118.5	<b>40.601</b>	<b>114.7</b>	<b>39.991</b>	82.3	<b>1:43.644 (1)</b>	<b>86.39</b>		<b>19:03:03.156</b>	
7 -	23.040	118.5	40.630	<b>114.7</b>	41.020	66.7	1:44.690	85.53	1.046	19:04:47.846	
8 -	23.817	118.7	41.009	114.1	40.364	82.3	1:45.190	85.12	1.546	19:06:33.036	
9 -	23.000	118.5	40.833	<b>114.7</b>	40.207	82.3	1:44.040 (2)	86.06	0.396	19:08:17.076	

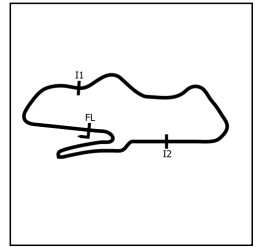
P6		59 R		Thomas BALFE		W2R					
IDEAL LAP TIME : 1:44.018		BEST LAP TIME : 1:44.163		DIFFERENCE : 0.145							
LAP	SECTOR 1		SECTOR 2		SECTOR 3		LAP TIME	MPH	DIFF	TIME OF DAY	
1 -		110.5	43.273	113.1	40.949	82.1	1:50.634	80.93	6.471	18:54:20.411	
2 -	23.145	119.8	41.305	114.3	40.544	81.9	1:44.994	85.28	0.831	18:56:05.405	
3 -	23.766	105.8	41.985	114.3	40.660	<b>82.5</b>	1:46.411	84.14	2.248	18:57:51.816	
4 -	<b>22.956</b>	<b>120.2</b>	40.951	114.3	40.589	82.2	1:44.496	85.69	0.333	18:59:36.312	
5 -	23.071	119.4	41.092	114.1	40.332	82.0	1:44.495	85.69	0.332	19:01:20.807	
6 -	23.110	119.6	40.862	114.3	40.286	<b>82.5</b>	1:44.258 (2)	85.88	0.095	19:03:05.065	
7 -	23.129	119.4	41.140	<b>114.5</b>	40.494	82.3	1:44.763	85.47	0.600	19:04:49.828	
8 -	23.069	119.4	<b>40.828</b>	<b>114.5</b>	40.266	81.8	<b>1:44.163 (1)</b>	<b>85.96</b>		<b>19:06:33.991</b>	
9 -	23.164	119.1	41.024	<b>114.5</b>	<b>40.234</b>	81.9	1:44.422 (3)	85.75	0.259	19:08:18.413	

P7		88 GTA		Marc ELMAN		SVG Motorsport					
IDEAL LAP TIME : 1:44.853		BEST LAP TIME : 1:44.966		DIFFERENCE : 0.113							
LAP	SECTOR 1		SECTOR 2		SECTOR 3		LAP TIME	MPH	DIFF	TIME OF DAY	
1 -		109.1	43.224	<b>114.5</b>	41.569	82.1	1:51.468	80.33	6.502	18:54:21.245	
2 -	23.158	119.8	<b>41.261</b>	114.1	40.991	81.9	1:45.410	84.94	0.444	18:56:06.655	
3 -	23.794	114.9	41.711	<b>114.5</b>	41.118	<b>82.2</b>	1:46.623	83.98	1.657	18:57:53.278	
4 -	23.376	116.3	41.316	114.3	40.793	81.7	1:45.485	84.88	0.519	18:59:38.763	
5 -	23.271	119.1	41.303	114.1	40.954	82.1	1:45.528	84.85	0.562	19:01:24.291	
6 -	<b>23.050</b>	119.4	41.328	113.9	40.588	81.9	<b>1:44.966 (1)</b>	<b>85.30</b>		<b>19:03:09.257</b>	
7 -	23.149	119.8	41.308	<b>114.5</b>	40.690	81.6	1:45.147 (2)	85.16	0.181	19:04:54.404	
8 -	23.345	119.4	41.359	114.1	<b>40.542</b>	<b>82.2</b>	1:45.246	85.08	0.280	19:06:39.650	
9 -	23.068	<b>120.4</b>	41.419	114.3	40.703	81.0	1:45.190 (3)	85.12	0.224	19:08:24.840	

P8		3 GTA		Julian WANTLING (C)		E3 Sport					
IDEAL LAP TIME : 1:44.877		BEST LAP TIME : 1:44.989		DIFFERENCE : 0.112							
LAP	SECTOR 1		SECTOR 2		SECTOR 3		LAP TIME	MPH	DIFF	TIME OF DAY	
1 -		111.4	43.347	<b>114.5</b>	41.926	<b>81.8</b>	1:52.090	79.88	7.101	18:54:21.867	
2 -	23.238	118.1	42.002	113.5	41.637	79.5	1:46.877	83.78	1.888	18:56:08.744	
3 -	23.575	<b>119.1</b>	42.230	113.7	41.135	81.5	1:46.940	83.73	1.951	18:57:55.684	
4 -	23.292	118.5	41.108	114.1	41.419	81.3	1:45.819	84.62	0.830	18:59:41.503	
5 -	23.225	117.9	41.395	113.7	41.332	81.4	1:45.952	84.51	0.963	19:01:27.455	
6 -	<b>23.079</b>	118.1	41.111	113.7	<b>40.812</b>	<b>81.8</b>	1:45.002 (2)	85.27	0.013	19:03:12.457	
7 -	23.175	118.3	<b>40.986</b>	114.1	40.828	81.6	<b>1:44.989 (1)</b>	<b>85.28</b>		<b>19:04:57.446</b>	
8 -	23.111	118.7	41.380	113.7	40.911	81.6	1:45.402 (3)	84.95	0.413	19:06:42.848	
9 -	23.282	117.9	41.087	113.9	41.178	<b>81.8</b>	1:45.547	84.83	0.558	19:08:28.395	

# 2024 Ginetta GT Academy

## RACE 3 - ROUND 8 - SECTOR ANALYSIS



SECTOR 1 = FL to I1, SECTOR 2 = I1 to I2, SECTOR 3 = I2 to FL, DIFF = Difference To Personal Best Lap, P = Crossed Finish Line in Pit Lane, D = Time Disallowed

P9		47 GTA		Emma TOMLINSON			W2R			
IDEAL LAP TIME : 1:44.708		BEST LAP TIME : 1:44.999			DIFFERENCE : 0.291					
LAP	SECTOR 1	SECTOR 2		SECTOR 3		LAP TIME	MPH	DIFF	TIME OF DAY	
1 -		109.2	43.658	113.7	41.424	82.1	1:52.490	79.60	7.491	18:54:22.267
2 -	23.356	118.9	41.776	114.9	41.396	80.7	1:46.528	84.05	1.529	18:56:08.795
3 -	23.824	110.0	42.138	<b>115.7</b>	41.460	81.8	1:47.422	83.35	2.423	18:57:56.217
4 -	23.250	119.1	41.461	114.5	41.284	81.6	1:45.995	84.47	0.996	18:59:42.212
5 -	23.302	118.5	<b>41.063</b>	114.9	41.224	<b>82.6</b>	1:45.589	84.80	0.590	19:01:27.801
6 -	<b>23.121</b>	<b>119.6</b>	41.403	114.5	40.700	82.1	1:45.224 (2)	85.09	0.225	19:03:13.025
7 -	23.172	119.1	41.303	114.5	<b>40.524</b>	82.5	<b>1:44.999 (1)</b>	<b>85.28</b>		<b>19:04:58.024</b>
8 -	23.277	118.9	41.189	114.7	40.857	<b>82.6</b>	1:45.323 (3)	85.01	0.324	19:06:43.347
9 -	23.147	119.1	41.394	114.9	40.795	82.5	1:45.336	85.00	0.337	19:08:28.683

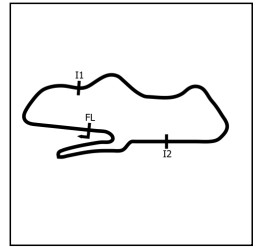
P10		51 R		Jamie CAUDLE			E3 Sport			
IDEAL LAP TIME : 1:44.907		BEST LAP TIME : 1:45.341			DIFFERENCE : 0.434					
LAP	SECTOR 1	SECTOR 2		SECTOR 3		LAP TIME	MPH	DIFF	TIME OF DAY	
1 -		120.0	44.200	111.8	42.064	82.6	1:53.404	78.96	8.063	18:54:23.181
2 -	23.406	118.1	41.657	114.5	41.358	83.0	1:46.421	84.14	1.080	18:56:09.602
3 -	23.790	107.5	41.788	115.1	41.369	83.3	1:46.947	83.72	1.606	18:57:56.549
4 -	23.469	119.4	<b>41.336</b>	<b>115.7</b>	41.145	83.1	1:45.950	84.51	0.609	18:59:42.499
5 -	23.412	119.8	42.468	115.3	40.597	<b>83.6</b>	1:46.477	84.09	1.136	19:01:28.976
6 -	23.271	<b>120.2</b>	41.953	114.7	40.706	82.8	1:45.930	84.53	0.589	19:03:14.906
7 -	23.153	114.1	41.651	115.5	41.044	81.4	1:45.848 (3)	84.59	0.507	19:05:00.754
8 -	23.452	<b>120.2</b>	41.586	114.7	<b>40.474</b>	82.4	1:45.512 (2)	84.86	0.171	19:06:46.266
9 -	<b>23.097</b>	119.1	41.654	114.7	40.590	83.0	<b>1:45.341 (1)</b>	<b>85.00</b>		<b>19:08:31.607</b>

P11		12 R		Paul THOMAS			W2R			
IDEAL LAP TIME : 1:45.161		BEST LAP TIME : 1:45.509			DIFFERENCE : 0.348					
LAP	SECTOR 1	SECTOR 2		SECTOR 3		LAP TIME	MPH	DIFF	TIME OF DAY	
1 -		100.3	43.784	113.7	42.918	82.1	1:54.614	78.12	9.105	18:54:24.391
2 -	23.301	118.9	41.759	114.7	41.374	82.5	1:46.434	84.13	0.925	18:56:10.825
3 -	23.536	115.7	41.919	<b>115.3</b>	41.472	82.2	1:46.927	83.74	1.418	18:57:57.752
4 -	23.415	119.1	41.731	115.1	41.124	81.7	1:46.270	84.26	0.761	18:59:44.022
5 -	23.220	119.1	<b>41.675</b>	<b>115.3</b>	41.069	82.5	1:45.964	84.50	0.455	19:01:29.986
6 -	23.217	119.1	41.709	<b>115.3</b>	40.583	82.9	<b>1:45.509 (1)</b>	<b>84.86</b>		<b>19:03:15.495</b>
7 -	23.177	<b>119.8</b>	42.020	114.7	40.706	<b>83.2</b>	1:45.903	84.55	0.394	19:05:01.398
8 -	23.160	119.4	42.255	114.7	<b>40.407</b>	82.2	1:45.822 (3)	84.61	0.313	19:06:47.220
9 -	<b>23.079</b>	<b>119.8</b>	42.019	114.5	40.622	81.2	1:45.720 (2)	84.69	0.211	19:08:32.940

P12		63 R		Ali AL JUFFALI			Elite Motorsport			
IDEAL LAP TIME : 1:45.125		BEST LAP TIME : 1:45.228			DIFFERENCE : 0.103					
LAP	SECTOR 1	SECTOR 2		SECTOR 3		LAP TIME	MPH	DIFF	TIME OF DAY	
1 -		113.3	43.551	113.1	42.748	82.0	1:54.084	78.48	8.856	18:54:23.861
2 -	23.381	119.6	41.487	114.7	41.600	82.9	1:46.468	84.10	1.240	18:56:10.329
3 -	23.650	117.3	41.810	114.9	41.554	82.4	1:47.014	83.67	1.786	18:57:57.343
4 -	23.419	118.9	<b>41.312</b>	<b>115.1</b>	40.914	82.8	1:45.645 (2)	84.75	0.417	18:59:42.988
5 -	23.130	118.3	41.745	114.7	40.798	81.4	1:45.673 (3)	84.73	0.445	19:01:28.661
6 -	23.398	119.8	41.769	114.1	40.788	82.4	1:45.955	84.51	0.727	19:03:14.616
7 -	23.223	<b>120.6</b>	41.406	114.7	41.397	81.7	1:46.026	84.45	0.798	19:05:00.642
8 -	23.371	119.4	44.726	113.9	41.006	82.0	1:49.103	82.07	3.875	19:06:49.745
9 -	<b>23.107</b>	119.6	41.415	114.9	<b>40.706</b>	<b>83.2</b>	<b>1:45.228 (1)</b>	<b>85.09</b>		<b>19:08:34.973</b>

# 2024 Ginetta GT Academy

## RACE 3 - ROUND 8 - SECTOR ANALYSIS



SECTOR 1 = FL to I1, SECTOR 2 = I1 to I2, SECTOR 3 = I2 to FL, DIFF = Difference To Personal Best Lap, P = Crossed Finish Line in Pit Lane, D = Time Disallowed

P13		11 GTA		Amy TOMLINSON		W2R				
IDEAL LAP TIME : 1:45.282		BEST LAP TIME : 1:45.292		DIFFERENCE : 0.010						
LAP	SECTOR 1	SECTOR 2	SECTOR 3	LAP TIME	MPH	DIFF	TIME OF DAY			
1 -		104.2	43.813	113.3	43.309	81.2	1:55.317	77.65	10.025	18:54:25.094
2 -	23.489	118.1	41.656	113.5	42.043	81.1	1:47.188	83.53	1.896	18:56:12.282
3 -	24.045	109.2	42.034	113.5	41.354	81.1	1:47.433	83.34	2.141	18:57:59.715
4 -	23.443	117.7	41.525	113.5	41.331	81.3	1:46.299	84.23	1.007	18:59:46.014
5 -	23.419	115.7	41.405	113.5	41.121	<b>81.7</b>	1:45.945 (3)	84.51	0.653	19:01:31.959
6 -	23.263	117.9	<b>41.206</b>	<b>114.3</b>	<b>40.823</b>	81.1	<b>1:45.292 (1)</b>	<b>85.04</b>		<b>19:03:17.251</b>
7 -	23.413	117.7	41.576	113.9	40.954	81.5	1:45.943 (2)	84.52	0.651	19:05:03.194
8 -	23.291	117.1	42.681	113.7	41.396	80.9	1:47.368	83.39	2.076	19:06:50.562
9 -	<b>23.253</b>	<b>118.5</b>	41.216	<b>114.3</b>	41.754	81.5	1:46.223	84.29	0.931	19:08:36.785

P14		13 GTA		Lucy TOMLINSON		W2R				
IDEAL LAP TIME : 1:46.770		BEST LAP TIME : 1:46.918		DIFFERENCE : 0.148						
LAP	SECTOR 1	SECTOR 2	SECTOR 3	LAP TIME	MPH	DIFF	TIME OF DAY			
1 -		107.3	44.162	113.1	43.324	<b>81.3</b>	1:56.339	76.96	9.421	18:54:26.116
2 -	23.688	112.5	42.482	110.9	43.101	80.7	1:49.271	81.94	2.353	18:56:15.387
3 -	23.510	115.7	42.306	113.3	42.896	78.5	1:48.712	82.36	1.794	18:58:04.099
4 -	23.690	110.3	42.111	113.5	42.131	80.4	1:47.932	82.96	1.014	18:59:52.031
5 -	<b>23.437</b>	115.7	<b>41.746</b>	<b>113.7</b>	41.793	78.8	1:46.976 (2)	83.70	0.058	19:01:39.007
6 -	23.658	<b>116.3</b>	41.888	<b>113.7</b>	41.603	80.4	1:47.149 (3)	83.57	0.231	19:03:26.156
7 -	23.643	115.3	41.997	<b>113.7</b>	41.845	79.7	1:47.485	83.30	0.567	19:05:13.641
8 -	23.538	114.3	41.793	113.5	<b>41.587</b>	79.9	<b>1:46.918 (1)</b>	<b>83.75</b>		<b>19:07:00.559</b>
9 -	23.729	113.9	41.988	113.3	41.980	79.5	1:47.697	83.14	0.779	19:08:48.256

P15		44 R		Lucie HODGSON (C)		W2R				
IDEAL LAP TIME : 1:48.061		BEST LAP TIME : 1:48.344		DIFFERENCE : 0.283						
LAP	SECTOR 1	SECTOR 2	SECTOR 3	LAP TIME	MPH	DIFF	TIME OF DAY			
1 -		105.5	44.000	<b>114.1</b>	43.172	82.3	1:55.796	77.32	7.452	18:54:25.573
2 -	23.974	<b>113.9</b>	<b>42.612</b>	112.7	42.402	<b>82.4</b>	1:48.988 (2)	82.16	0.644	18:56:14.561
3 -	23.409	110.3	42.894	112.5	<b>42.041</b>	82.1	<b>1:48.344 (1)</b>	<b>82.64</b>		<b>18:58:02.905</b>
4 -	<b>23.408</b>	111.2	42.923	113.5	1:03.396	80.9	2:09.727	69.02	21.383	19:00:12.632
5 -	23.728	111.2	43.254	112.5	43.134	80.8	1:50.116	81.31	1.772	19:02:02.748
6 -	23.686	110.1	43.197	113.1	42.839	82.2	1:49.722	81.61	1.378	19:03:52.470
7 -	23.568	111.1	42.886	113.3	43.024	81.5	1:49.478 (3)	81.79	1.134	19:05:41.948
8 -	23.851	112.0	43.528	113.1	42.951	81.7	1:50.330	81.16	1.986	19:07:32.278
9 -	23.643	110.9	43.409	113.3	42.874	81.8	1:49.926	81.45	1.582	19:09:22.204

P16		6 R		Peter THOMPSON (C)		W2R				
IDEAL LAP TIME : 1:50.400		BEST LAP TIME :		DIFFERENCE :						
LAP	SECTOR 1	SECTOR 2	SECTOR 3	LAP TIME	MPH	DIFF	TIME OF DAY			
1 -		<b>104.5</b>	44.849	<b>111.1</b>	<b>42.690</b>	<b>80.6</b>	1:57.263	76.36		18:54:27.040
2 -	<b>23.949</b>	95.4	<b>43.761</b>	98.6	IN PIT		1:58.000 P	75.88		18:56:25.040

P17		7 GTA		Charlotte LOWE		W2R				
IDEAL LAP TIME :		BEST LAP TIME :		DIFFERENCE :						
LAP	SECTOR 1	SECTOR 2	SECTOR 3	LAP TIME	MPH	DIFF	TIME OF DAY			
1 -		<b>105.0</b>	<b>44.303</b>	<b>115.5</b>	<b>43.348</b>	<b>81.7</b>	1:56.916	76.58		18:54:26.693

# 2024 Ginetta GT Academy

## RACE 3 - ROUND 8 - BEST SECTORS

SECTOR 1			SECTOR 2			SECTOR 3			IDEAL / BEST COMPARISON						
POS	NO	NAME	TIME	NO	NAME	TIME	NO	NAME	TIME	POS	NO	NAME	IDEAL	BEST	DIFF
												<b>PERFECT LAP</b>	<b>1:43.154</b>		
1	77	THOMAS	22.832	21	SHAW	40.601	33	TAYLOR	39.721	1	33	TAYLOR	1:43.302	1:43.590	0.288
2	33	TAYLOR	22.953	24	NICHOLAS	40.609	23	GAMBLE	39.782	2	23	GAMBLE	1:43.433	1:43.629	0.196
3	59	BALFE	22.956	33	TAYLOR	40.628	24	NICHOLAS	39.984	3	21	SHAW	1:43.549	1:43.644	0.095
4	21	SHAW	22.957	77	THOMAS	40.643	21	SHAW	39.991	4	77	THOMAS	1:43.574	1:43.922	0.348
5	23	GAMBLE	22.976	23	GAMBLE	40.675	77	THOMAS	40.099	5	24	NICHOLAS	1:43.611	1:43.870	0.259
6	24	NICHOLAS	23.018	59	BALFE	40.828	59	BALFE	40.234	6	59	BALFE	1:44.018	1:44.163	0.145
7	88	ELMAN	23.050	3	WANTLING (C)	40.986	12	THOMAS	40.407	7	47	TOMLINSON	1:44.708	1:44.999	0.291
8	3	WANTLING (C)	23.079	47	TOMLINSON	41.063	51	CAUDLE	40.474	8	88	ELMAN	1:44.853	1:44.966	0.113
9	12	THOMAS	23.079	11	TOMLINSON	41.206	47	TOMLINSON	40.524	9	3	WANTLING (C)	1:44.877	1:44.989	0.112
10	51	CAUDLE	23.097	88	ELMAN	41.261	88	ELMAN	40.542	10	51	CAUDLE	1:44.907	1:45.341	0.434
11	63	AL JUFFALI	23.107	63	AL JUFFALI	41.312	63	AL JUFFALI	40.706	11	63	AL JUFFALI	1:45.125	1:45.228	0.103
12	47	TOMLINSON	23.121	51	CAUDLE	41.336	3	WANTLING (C)	40.812	12	12	THOMAS	1:45.161	1:45.509	0.348
13	11	TOMLINSON	23.253	12	THOMAS	41.675	11	TOMLINSON	40.823	13	11	TOMLINSON	1:45.282	1:45.292	0.010
14	44	HODGSON (C)	23.408	13	TOMLINSON	41.746	13	TOMLINSON	41.587	14	13	TOMLINSON	1:46.770	1:46.918	0.148
15	13	TOMLINSON	23.437	44	HODGSON (C)	42.612	44	HODGSON (C)	42.041	15	44	HODGSON (C)	1:48.061	1:48.344	0.283
16	6	THOMPSON (C)	23.949	6	THOMPSON (C)	43.761	6	THOMPSON (C)	42.690	16	6	THOMPSON (C)	1:50.400		
17				7	LOWE	44.303	7	LOWE	43.348	17	7	LOWE			

# 2024 Ginetta GT Academy

## RACE 3 - ROUND 8 - BEST SPEEDS

POS	INTERMEDIATE 1			INTERMEDIATE 2			FINISH LINE		
	NO	NAME	MPH	NO	NAME	MPH	NO	NAME	MPH
1	63	AL JUFFALI	120.6	47	TOMLINSON	115.7	51	CAUDLE	83.6
2	77	THOMAS	120.4	51	CAUDLE	115.7	12	THOMAS	83.2
3	88	ELMAN	120.4	7	LOWE	115.5	63	AL JUFFALI	83.2
4	59	BALFE	120.2	33	TAYLOR	115.3	21	SHAW	82.9
5	51	CAUDLE	120.2	12	THOMAS	115.3	77	THOMAS	82.8
6	12	THOMAS	119.8	63	AL JUFFALI	115.1	33	TAYLOR	82.6
7	47	TOMLINSON	119.6	77	THOMAS	114.9	47	TOMLINSON	82.6
8	23	GAMBLE	119.4	23	GAMBLE	114.7	23	GAMBLE	82.5
9	33	TAYLOR	119.4	21	SHAW	114.7	59	BALFE	82.5
10	21	SHAW	119.4	59	BALFE	114.5	44	HODGSON (C)	82.4
11	3	WANTLING (C)	119.1	88	ELMAN	114.5	24	NICHOLAS	82.2
12	24	NICHOLAS	118.9	3	WANTLING (C)	114.5	88	ELMAN	82.2
13	11	TOMLINSON	118.5	11	TOMLINSON	114.3	3	WANTLING (C)	81.8
14	13	TOMLINSON	116.3	44	HODGSON (C)	114.1	11	TOMLINSON	81.7
15	44	HODGSON (C)	113.9	24	NICHOLAS	113.7	7	LOWE	81.7
16	7	LOWE	105.0	13	TOMLINSON	113.7	13	TOMLINSON	81.3
17	6	THOMPSON (C)	104.5	6	THOMPSON (C)	111.1	6	THOMPSON (C)	80.6



# 2024 Ginetta GT Academy

## RACE 3 - ROUND 8 - STATISTICS

**Competitors Started** 17  
**Planned Start** 2024-05-26 @ 18:30:00.000  
**Actual Start** 2024-05-26 @ 18:52:29.776  
**Finish Time** 2024-05-26 @ 19:08:10.598  
**Track Length** 2.4873mi.  
**Total Laps** 138  
**Total Distance Covered** 343.2541mi.

### Session Fastest Lap History

NO	CL	NAME	LAP TIME	TIME OF DAY	LAP	VEHICLE
24	ROOKIE	James NICHOLAS	1:43.870	18:56:00.688	2	W2R
33	ROOKIE	Mike TAYLOR	1:43.852	19:01:18.606	5	W2R
23	ROOKIE	Harry GAMBLE	1:43.629	19:03:00.895	6	Elite Motorsport
33	ROOKIE	Mike TAYLOR	1:43.590	19:08:14.788	9	W2R

### Session Leader History

NO	CL	NAME	FROM LAP	LAPS LED	DISTANCE	VEHICLE
24	ROOKIE	James NICHOLAS	1	9	22.34 miles	W2R

### Flag History

TYPE	TIME OF DAY
GREEN	18:52:29.776
FINISH	19:08:10.598

### Flag Statistics

TYPE	COUNT	TOTAL LAPS	TOTAL TIME
Green	1	9	19:19.611
Red	0	0	0.000
Safety Car	0	0	0.000
FCY	0	0	0.000

## 2024 Ginetta GT Academy

### RACE 3 - ROUND 8 - STATISTICS

CLASS : GTA

6 Starters

#### Fastest Lap History

NO	NAME	LAP TIME	TIME OF DAY	LAP	VEHICLE
88	Marc ELMAN	1:45.410	18:56:06.683	2	SVG Motorsport
88	Marc ELMAN	1:44.966	19:03:09.286	6	SVG Motorsport

#### Leader History

NO	NAME	FROM LAP	LAPS LED	DISTANCE	VEHICLE
88	Marc ELMAN	1	9	22.34 miles	SVG Motorsport

## 2024 Ginetta GT Academy

### RACE 3 - ROUND 8 - STATISTICS

CLASS : ROOKIE

11 Starters

#### Fastest Lap History

NO	NAME	LAP TIME	TIME OF DAY	LAP	VEHICLE
24	James NICHOLAS	1:43.870	18:56:00.688	2	W2R
33	Mike TAYLOR	1:43.852	19:01:18.606	5	W2R
23	Harry GAMBLE	1:43.629	19:03:00.895	6	Elite Motorsport
33	Mike TAYLOR	1:43.590	19:08:14.788	9	W2R

#### Leader History

NO	NAME	FROM LAP	LAPS LED	DISTANCE	VEHICLE
24	James NICHOLAS	1	9	22.34 miles	W2R

# 2024 Ginetta GT Academy

## RACE 3 - ROUND 8 - WEATHER CONDITIONS

