



# 2024 PROTYRE MOTORSPORT GINETTA GT CHAMPIONSHIP



Rounds 6, 7 & 8  
Donington Park GP  
25<sup>th</sup> / 26<sup>th</sup> May 2024

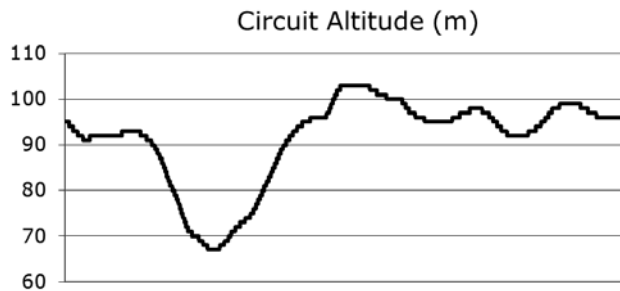
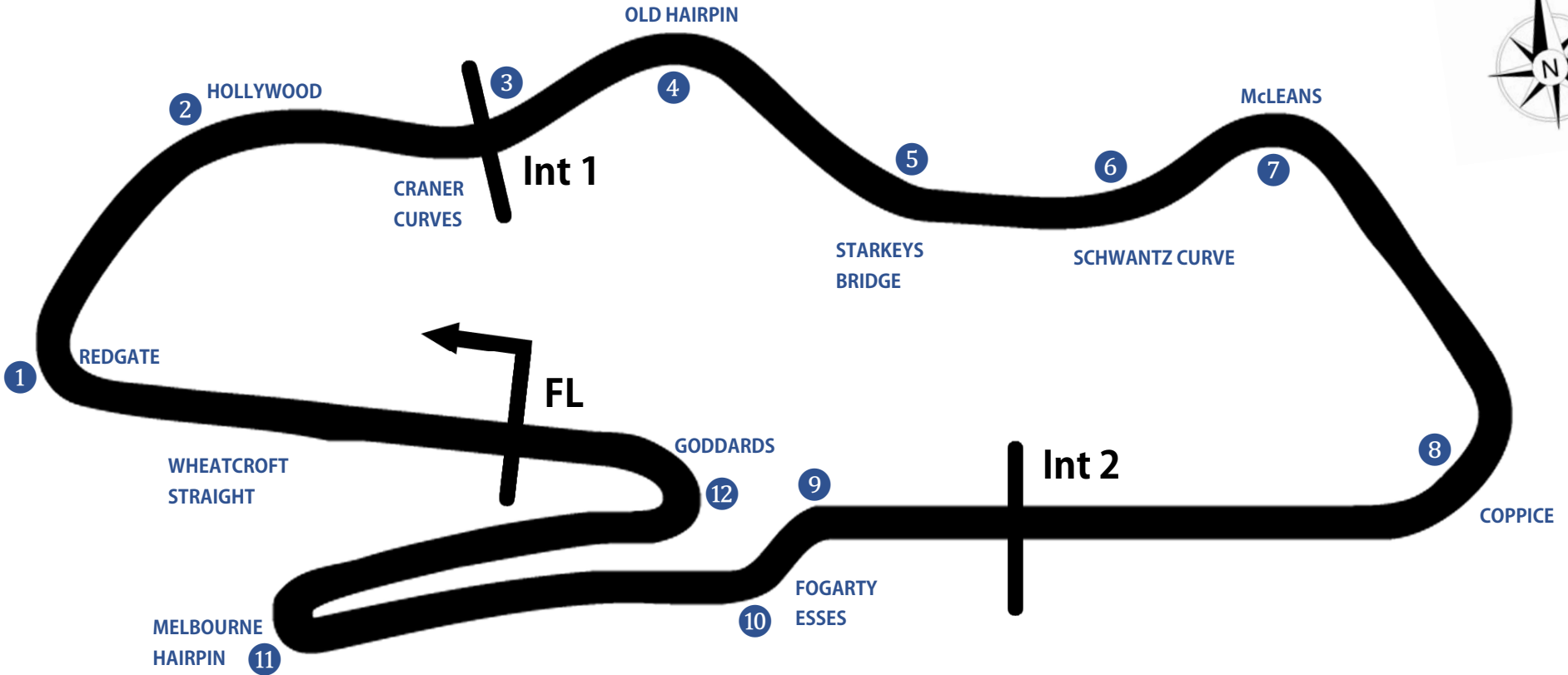


Timing & Results Provided by Timing Solutions Ltd

[www.tsl-timing.com](http://www.tsl-timing.com)

# Donington Park GP Circuit

Castle Donington, Derby, UK



Length	2.4873 miles   4.003 km   4003m		
FL	Start @ 60m	52.82971 N	1.37867 W
Int 1	941m	52.83226 N	1.37893 W
Int 2	2641m	52.82866 N	1.37129 W
Pit Entry	3976m	52.82949 N	1.37787 W
Pit Exit	229m after FL	52.82996 N	1.38205 W
Pit Entry - Pit Exit	256m, 23.0s @ 40kph, 15.3s @ 60kph		

## 2024 Protyre Motorsport Ginetta GT Championship

### QUALIFYING - CLASSIFICATION

POS	NO	CL	PIC	NAME	NAT	ENTRY	TIME	ON	LAPS	GAP	DIFF	MPH
1	57	AM	1	Nick WHITE	GBR	Raceway Motorsport	1:36.745	10	12			92.55
2	24*	PRO	1	Mckenzie DOUGLASS	GBR	Fox Motorsport	1:37.031	12	12	0.286	0.286	92.28
3	33	AM	2	Matt SHAW	GBR	Raceway Motorsport	1:37.196	11	12	0.451	0.165	92.12
4	71	PRO	2	Luke GARLICK	GBR	Xentek Motorsport	1:37.251	10	11	0.506	0.055	92.07
5	63	PRO	3	Conner GARLICK	GBR	Xentek Motorsport	1:37.345	10	11	0.600	0.094	91.98
6	27	PRO	4	Ben MCKENNA	GBR	MDD Racing	1:37.373	9	11	0.628	0.028	91.96
7	15*	PRO	5	Jack MANCHESTER	GBR	Pace Performance	1:38.547	8	11	1.802	1.174	90.86
8	44*	PRO	6	Harry MANGION	GBR	Raceway Motorsport	1:39.195	3	4	2.450	0.648	90.27
9	22*	AM	3	Peter MANGION	GBR	Raceway Motorsport	1:39.479	11	11	2.734	0.284	90.01
10	61	AM	4	Gracie MITCHELL	GBR	MDD Racing	1:39.858	8	10	3.113	0.379	89.67
11	19	AM	5	Callum NOBLE	GBR	Xentek Motorsport	1:40.039	7	10	3.294	0.181	89.50

#### Comments:

No. 24, 44 - 1 Lap time disallowed; exceeding track limits.

No. 22 - 2 Lap times disallowed; exceeding track limits.

No. 15 - 3 Lap times disallowed; exceeding track limits.

Weather / Track : Sunny / Dry

These results are provisional until the conclusion of any judicial and technical matters.

Date: 25/05/2024 Start: 09:03 Finish: 09:26

Donington Park GP: 2.4873 miles

Clerk Of Course: Paul Levitt	Stewards:	Timekeeper: Gethin Rees	
------------------------------	-----------	-------------------------	--

Results can be found at [www.tsl-timing.com](http://www.tsl-timing.com)

Printed - 09:31 Saturday, 25 May 2024

## 2024 Protyre Motorsport Ginetta GT Championship

### QUALIFYING - 2ND FASTEST CLASSIFICATION

POS	NO	CL	PIC	NAME	NAT	ENTRY	TIME	ON	LAPS	GAP	DIFF	MPH
1	24*	PRO	1	Mckenzie DOUGLASS	GBR	Fox Motorsport	1:37.032	8	12			92.28
2	57	AM	1	Nick WHITE	GBR	Raceway Motorsport	1:37.050	9	12	0.018	0.018	92.26
3	33	AM	2	Matt SHAW	GBR	Raceway Motorsport	1:37.360	10	12	0.328	0.310	91.97
4	71	PRO	2	Luke GARLICK	GBR	Xentek Motorsport	1:37.410	9	11		0.050	91.92
5	63	PRO	3	Conner GARLICK	GBR	Xentek Motorsport	1:37.411	5	11		0.001	91.92
6	27	PRO	4	Ben MCKENNA	GBR	MDD Racing	1:37.724	7	11		0.313	91.63
7	15*	PRO	5	Jack MANCHESTER	GBR	Pace Performance	1:38.827	11	11		1.103	90.60
8	22*	AM	3	Peter MANGION	GBR	Raceway Motorsport	1:39.581	10	11		0.754	89.92
9	61	AM	4	Gracie MITCHELL	GBR	MDD Racing	1:39.987	10	10		0.406	89.55
10	19	AM	5	Callum NOBLE	GBR	Xentek Motorsport	1:40.060	10	10		0.073	89.49
11	44*	PRO	6	Harry MANGION	GBR	Raceway Motorsport	1:46.202	2	4		6.142	84.31

#### Comments:

No. 24, 44 - 1 Lap time disallowed; exceeding track limits.

No. 22 - 2 Lap times disallowed; exceeding track limits.

No. 15 - 3 Lap times disallowed; exceeding track limits.

Weather / Track : Sunny / Dry

These results are provisional until the conclusion of any judicial and technical matters.

Date: 25/05/2024 Start: 09:03 Finish: 09:26

Donington Park GP: 2.4873 miles

Clerk Of Course: Paul Levitt

Stewards:

Timekeeper: Gethin Rees

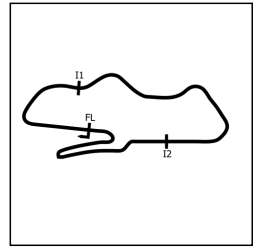


Results can be found at [www.tsl-timing.com](http://www.tsl-timing.com)

Printed - 09:39 Saturday, 25 May 2024

# 2024 Protyre Motorsport Ginetta GT Championship

## QUALIFYING - SECTOR ANALYSIS



SECTOR 1 = FL to I1, SECTOR 2 = I1 to I2, SECTOR 3 = I2 to FL, DIFF = Difference To Personal Best Lap, P = Crossed Finish Line in Pit Lane, D = Time Disallowed

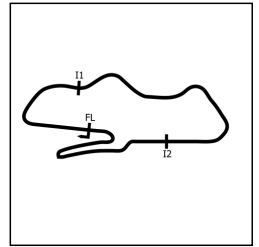
P1		57 AM		Nick WHITE		Raceway Motorsport					
IDEAL LAP TIME : 1:36.745		BEST LAP TIME : 1:36.745		DIFFERENCE : 0.000							
LAP	SECTOR 1		SECTOR 2		SECTOR 3		LAP TIME	MPH	DIFF	TIME OF DAY	
1 -	25.777	89.1	45.787	117.5	42.670	85.2	1:54.234	78.38	17.489	09:05:47.733	
2 -	22.762	117.5	40.560	120.2	39.570	87.2	1:42.892	87.02	6.147	09:07:30.625	
3 -	21.948	124.0	38.575	121.1	37.874	87.1	1:38.397	91.00	1.652	09:09:09.022	
4 -	21.748	123.5	38.461	120.6	37.698	86.8	1:37.907	91.45	1.162	09:10:46.929	
5 -	21.738	124.5	38.378	121.1	37.378	86.9	1:37.494	91.84	0.749	09:12:24.423	
6 -	OUTLAP	114.5	40.731	119.8	38.676	<b>87.8</b>	6:01.796	24.75	4:25.051	09:18:26.219	
7 -	21.692	<b>125.4</b>	38.291	<b>121.7</b>	37.194	86.9	1:37.177	92.14	0.432	09:20:03.396	
8 -	21.650	124.9	38.405	121.1	37.402	86.4	1:37.457	91.88	0.712	09:21:40.853	
9 -	21.694	123.5	38.196	121.5	37.160	86.7	1:37.050 (2)	92.26	0.305	09:23:17.903	
<b>10 -</b>	<b>21.582</b>	124.7	<b>38.068</b>	121.5	<b>37.095</b>	86.7	<b>1:36.745 (1)</b>	<b>92.55</b>		<b>09:24:54.648</b>	
11 -	21.632	<b>125.4</b>	38.273	<b>121.7</b>	37.407	86.8	1:37.312	92.01	0.567	09:26:31.960	
12 -	21.675	124.0	38.208	121.5	37.286	86.3	1:37.169 (3)	92.15	0.424	09:28:09.129	

P2		24 PRO		Mckenzie DOUGLASS		Fox Motorsport					
IDEAL LAP TIME : 1:36.902		BEST LAP TIME : 1:37.031		DIFFERENCE : 0.129							
LAP	SECTOR 1		SECTOR 2		SECTOR 3		LAP TIME	MPH	DIFF	TIME OF DAY	
1 -	26.221	96.2	45.465	113.3	42.485	83.9	1:54.171	78.43	17.140	09:05:53.591	
2 -	23.070	115.9	41.850	117.9	39.923	86.0	1:44.843	85.40	7.812	09:07:38.434	
3 -	22.269	123.8	39.417	120.0	38.732	88.3	1:40.418	89.17	3.387	09:09:18.852	
4 -	21.764	125.6	38.341	122.2	37.393	87.7	1:37.498	91.84	0.467	09:10:56.350	
5 -	21.731	125.2	38.262	121.7	<b>37.172</b>	87.3	1:37.165	92.15	0.134	09:12:33.515	
6 -	OUTLAP	123.8	38.964	120.4	38.549	<b>88.4</b>	5:51.762	25.45	4:14.731	09:18:25.277	
7 -	21.657	124.9	38.365	121.5	39.448	<b>88.4</b>	1:39.470	90.02	2.439	09:20:04.747	
8 -	21.643	125.6	<b>38.113</b>	122.2	37.276	87.2	1:37.032 (2)	92.28	0.001	09:21:41.779	
9 -	21.631	125.6	38.158	<b>122.4</b>	37.371	86.8	1:37.160 (3)	92.16	0.129	09:23:18.939	
10 -	21.632	<b>126.1</b>	38.319	117.9	39.733	<b>88.4</b>	<del>4:39.684</del> D	89.82	2.653	09:24:58.623	
11 -	<b>21.617</b>	125.9	38.160	122.2	37.425	86.9	1:37.202	92.12	0.171	09:26:35.825	
<b>12 -</b>	21.629	<b>126.1</b>	38.145	122.0	37.257	87.4	<b>1:37.031 (1)</b>	<b>92.28</b>		<b>09:28:12.856</b>	

P3		33 AM		Matt SHAW		Raceway Motorsport					
IDEAL LAP TIME : 1:37.147		BEST LAP TIME : 1:37.196		DIFFERENCE : 0.049							
LAP	SECTOR 1		SECTOR 2		SECTOR 3		LAP TIME	MPH	DIFF	TIME OF DAY	
1 -	25.957	95.4	45.945	116.1	42.359	84.4	1:54.261	78.36	17.065	09:05:48.963	
2 -	22.899	122.4	41.029	119.1	40.321	86.8	1:44.249	85.89	7.053	09:07:33.212	
3 -	22.001	123.5	38.725	121.1	37.861	85.9	1:38.587	90.82	1.391	09:09:11.799	
4 -	21.821	124.9	38.691	120.2	37.694	86.3	1:38.206	91.18	1.010	09:10:50.005	
5 -	21.768	124.0	38.353	120.9	37.734	86.2	1:37.855	91.50	0.659	09:12:27.860	
6 -	OUTLAP	114.7	40.777	118.3	39.566	85.5	6:01.363	24.77	4:24.167	09:18:29.223	
7 -	21.952	124.0	38.511	121.1	37.985	<b>87.0</b>	1:38.448	90.95	1.252	09:20:07.671	
8 -	21.677	124.5	38.224	<b>121.5</b>	37.619	86.0	1:37.520	91.82	0.324	09:21:45.191	
9 -	<b>21.580</b>	124.7	38.323	<b>121.5</b>	37.471	86.2	1:37.374 (3)	91.95	0.178	09:23:22.565	
10 -	21.614	124.9	<b>38.202</b>	121.3	37.544	86.7	1:37.360 (2)	91.97	0.164	09:24:59.925	
<b>11 -</b>	21.610	<b>125.2</b>	38.221	<b>121.5</b>	<b>37.365</b>	86.2	<b>1:37.196 (1)</b>	<b>92.12</b>		<b>09:26:37.121</b>	
12 -	22.203	124.5	39.235	120.9	38.763	86.3	1:40.201	89.36	3.005	09:28:17.322	

# 2024 Protyre Motorsport Ginetta GT Championship

## QUALIFYING - SECTOR ANALYSIS



SECTOR 1 = FL to I1, SECTOR 2 = I1 to I2, SECTOR 3 = I2 to FL, DIFF = Difference To Personal Best Lap, P = Crossed Finish Line in Pit Lane, D = Time Disallowed

P4		71 PRO		Luke GARLICK		Xentek Motorsport					
IDEAL LAP TIME : 1:37.195		BEST LAP TIME : 1:37.251		DIFFERENCE : 0.056							
LAP	SECTOR 1		SECTOR 2		SECTOR 3		LAP TIME	MPH	DIFF	TIME OF DAY	
1 -	26.569	92.8	45.676	104.5	43.186	82.9	1:55.431	77.57	18.180	09:06:05.243	
2 -	22.933	122.9	43.845	79.0	47.134	87.1	1:53.912	78.60	16.661	09:07:59.155	
3 -	22.691	116.9	39.681	108.9	38.445	<b>87.2</b>	1:40.817	88.81	3.566	09:09:39.972	
4 -	21.888	124.7	38.460	121.5	37.609	86.5	1:37.957	91.41	0.706	09:11:17.929	
5 -	21.795	123.8	38.364	121.3	37.463	86.7	1:37.622	91.72	0.371	09:12:55.551	
6 -	OUTLAP	122.9	38.940	120.0	40.873	87.0	5:43.214	26.09	4:05.963	09:18:38.765	
7 -	21.844	124.9	38.570	121.5	38.145	86.7	1:38.559	90.85	1.308	09:20:17.324	
8 -	21.803	124.7	38.488	121.7	37.329	85.9	1:37.620 (3)	91.72	0.369	09:21:54.944	
9 -	<b>21.760</b>	125.4	38.239	<b>122.4</b>	37.411	86.5	1:37.410 (2)	91.92	0.159	09:23:32.354	
10 -	21.816	124.7	<b>38.216</b>	<b>122.4</b>	<b>37.219</b>	86.7	<b>1:37.251 (1)</b>	<b>92.07</b>		<b>09:25:09.605</b>	
11 -	21.790	<b>125.6</b>	38.387	<b>122.4</b>	37.691	85.9	1:37.868	91.49	0.617	09:26:47.473	

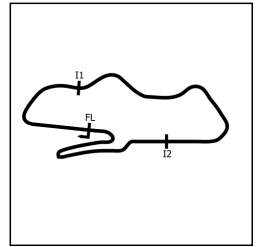
P5		63 PRO		Conner GARLICK		Xentek Motorsport					
IDEAL LAP TIME : 1:37.146		BEST LAP TIME : 1:37.345		DIFFERENCE : 0.199							
LAP	SECTOR 1		SECTOR 2		SECTOR 3		LAP TIME	MPH	DIFF	TIME OF DAY	
1 -	26.629	92.1	45.843	94.6	42.979	78.7	1:55.451	77.56	18.106	09:06:05.528	
2 -	23.031	118.1	43.814	76.4	47.385	<b>87.7</b>	1:54.230	78.38	16.885	09:07:59.758	
3 -	21.778	124.7	38.387	120.9	37.424	86.2	1:37.589	91.75	0.244	09:09:37.347	
4 -	21.753	125.2	38.311	121.3	37.498	85.9	1:37.562	91.78	0.217	09:11:14.909	
5 -	21.770	124.9	<b>38.235</b>	120.9	37.406	85.9	1:37.411 (2)	91.92	0.066	09:12:52.320	
6 -	OUTLAP	123.3	38.941	117.5	41.430	85.7	5:45.534	25.91	4:08.189	09:18:37.854	
7 -	21.806	125.2	38.511	120.6	37.592	85.7	1:37.909	91.45	0.564	09:20:15.763	
8 -	21.740	124.9	38.347	121.3	37.371	85.5	1:37.458 (3)	91.88	0.113	09:21:53.221	
9 -	<b>21.687</b>	<b>125.6</b>	38.589	121.5	37.418	85.5	1:37.694	91.65	0.349	09:23:30.915	
10 -	21.738	125.4	38.383	<b>121.7</b>	<b>37.224</b>	86.0	<b>1:37.345 (1)</b>	<b>91.98</b>		<b>09:25:08.260</b>	
11 -	21.737	125.4	38.666	121.5	39.386	86.5	1:39.789	89.73	2.444	09:26:48.049	

P6		27 PRO		Ben MCKENNA		MDD Racing					
IDEAL LAP TIME : 1:37.340		BEST LAP TIME : 1:37.373		DIFFERENCE : 0.033							
LAP	SECTOR 1		SECTOR 2		SECTOR 3		LAP TIME	MPH	DIFF	TIME OF DAY	
1 -							1:53.759	78.71	16.386	09:06:03.085	
2 -							1:50.453	81.07	13.080	09:07:53.538	
3 -							1:39.143	90.31	1.770	09:09:32.681	
4 -							1:38.400	91.00	1.027	09:11:11.081	
5 -							1:37.918	91.44	0.545	09:12:48.999	
6 -	OUTLAP	122.2	39.477	120.0	38.193	88.0	6:45.619	22.07	5:08.246	09:19:34.618	
7 -	21.816	124.5	38.659	120.2	<b>37.249</b>	86.0	1:37.724 (2)	91.63	0.351	09:21:12.342	
8 -	21.751	<b>125.9</b>	38.554	120.6	39.479	<b>88.5</b>	1:39.784	89.73	2.411	09:22:52.126	
9 -	<b>21.591</b>	125.6	<b>38.500</b>	120.9	37.282	85.9	<b>1:37.373 (1)</b>	<b>91.96</b>		<b>09:24:29.499</b>	
10 -	21.680	<b>125.9</b>	38.659	<b>121.3</b>	37.478	85.7	1:37.817 (3)	91.54	0.444	09:26:07.316	
11 -	21.895	125.2	38.828	121.1	IN PIT		1:42.952 P	86.97	5.579	09:27:50.268	

P7		15 PRO		Jack MANCHESTER		Pace Performance					
IDEAL LAP TIME : 1:38.026		BEST LAP TIME : 1:38.547		DIFFERENCE : 0.521							
LAP	SECTOR 1		SECTOR 2		SECTOR 3		LAP TIME	MPH	DIFF	TIME OF DAY	
1 -	27.279	96.4	46.079	103.5	42.734	82.8	1:56.092	77.13	17.545	09:05:51.800	
2 -	23.188	114.7	41.355	118.5	40.464	84.8	1:45.007	85.27	6.460	09:07:36.807	
3 -	22.295	122.6	39.145	118.9	38.649	85.3	1:40.089	89.46	1.542	09:09:16.896	
4 -	22.198	123.1	38.816	119.1	38.271	85.8	1:39.285 (3)	90.18	0.738	09:10:56.181	
5 -	22.398	123.3	38.920	120.0	38.279	85.8	1:39.597	89.90	1.050	09:12:35.778	
6 -	OUTLAP	120.4	39.403	118.5	39.927	85.3	5:56.559	25.11	4:18.012	09:18:32.337	
7 -	21.896	124.2	38.993	120.2	38.203	85.5	4:39.092 D	90.36	0.545	09:20:11.429	
8 -	<b>21.840</b>	<b>124.5</b>	38.764	119.6	37.943	85.3	<b>1:38.547 (1)</b>	<b>90.86</b>		<b>09:21:49.976</b>	
9 -	22.013	123.5	<b>38.649</b>	120.4	37.741	85.4	4:38.403 D	90.99		09:23:28.379	
10 -	21.912	123.5	38.854	120.2	<b>37.537</b>	<b>86.4</b>	4:38.303 D	91.09		09:25:06.682	
11 -	21.853	123.3	38.657	<b>120.6</b>	38.317	86.1	1:38.827 (2)	90.60	0.280	09:26:45.509	

# 2024 Protyre Motorsport Ginetta GT Championship

## QUALIFYING - SECTOR ANALYSIS



SECTOR 1 = FL to I1, SECTOR 2 = I1 to I2, SECTOR 3 = I2 to FL, DIFF = Difference To Personal Best Lap, P = Crossed Finish Line in Pit Lane, D = Time Disallowed

P8 44 PRO Harry MANGION		Raceway Motorsport								
IDEAL LAP TIME : 1:38.301		BEST LAP TIME : 1:39.195		DIFFERENCE : 0.894						
LAP	SECTOR 1		SECTOR 2		SECTOR 3		LAP TIME	MPH	DIFF	TIME OF DAY
1 -	27.292	101.0	46.010	104.0	43.934	84.5	1:57.236 (3)	76.37	18.041	09:05:54.348
2 -	22.844	118.1	42.367	112.4	40.991	86.2	1:46.202 (2)	84.31	7.007	09:07:40.550
3 -	22.145	123.8	38.567	120.6	38.483	<b>86.4</b>	<b>1:39.195 (1)</b>	<b>90.27</b>		<b>09:09:19.745</b>
4 -	21.977	<b>124.5</b>	<b>38.415</b>	<b>121.1</b>	<b>37.996</b>	86.3	<del>1:38.388</del> D	91.01		09:10:58.133

P9 22 AM Peter MANGION		Raceway Motorsport								
IDEAL LAP TIME : 1:38.928		BEST LAP TIME : 1:39.479		DIFFERENCE : 0.551						
LAP	SECTOR 1		SECTOR 2		SECTOR 3		LAP TIME	MPH	DIFF	TIME OF DAY
1 -	26.438	100.7	45.710	101.2	44.390	84.6	1:56.538	76.83	17.059	09:05:55.297
2 -	22.721	120.4	42.862	99.1	42.366	86.3	1:47.949	82.95	8.470	09:07:43.246
3 -	22.210	121.1	39.559	120.6	39.441	85.8	1:41.210	88.47	1.731	09:09:24.456
4 -	22.176	122.6	<b>39.121</b>	120.9	38.368	86.2	1:39.665 (3)	89.84	0.186	09:11:04.121
5 -	22.001	122.6	39.227	120.0	38.451	85.1	1:39.679	89.83	0.200	09:12:43.800
6 -	OUTLAP	107.5	43.401	104.3	41.486	<b>86.5</b>	5:56.269	25.13	4:16.790	09:18:40.069
7 -	22.094	123.3	39.392	<b>121.1</b>	38.318	85.7	<del>1:39.804</del> D	89.72	0.325	09:20:19.873
8 -	22.077	123.5	39.158	120.6	<b>37.884</b>	86.1	<del>1:39.119</del> D	90.34		09:21:58.992
9 -	22.136	<b>124.2</b>	40.420	118.9	38.927	84.7	1:41.483	88.23	2.004	09:23:40.475
10 -	21.963	123.5	39.193	<b>121.1</b>	38.425	85.4	1:39.581 (2)	89.92	0.102	09:25:20.056
11 -	<b>21.923</b>	123.3	39.344	<b>121.1</b>	38.212	85.7	<b>1:39.479 (1)</b>	<b>90.01</b>		<b>09:26:59.535</b>

P10 61 AM Gracie MITCHELL		MDD Racing								
IDEAL LAP TIME : 1:39.450		BEST LAP TIME : 1:39.858		DIFFERENCE : 0.408						
LAP	SECTOR 1		SECTOR 2		SECTOR 3		LAP TIME	MPH	DIFF	TIME OF DAY
1 -	26.114	95.3	45.676	109.6	43.523	81.6	1:55.313	77.65	15.455	09:06:21.842
2 -	24.096	102.7	43.161	117.3	41.681	82.6	1:48.938	82.19	9.080	09:08:10.780
3 -	23.547	108.9	41.361	118.1	40.832	83.9	1:45.740	84.68	5.882	09:09:56.520
4 -	22.834	118.3	40.876	118.7	40.363	84.0	1:44.073	86.04	4.215	09:11:40.593
5 -	OUTLAP	115.3	41.095	118.9	40.385	84.2	7:02.476	21.19	5:22.618	09:18:43.069
6 -	22.725	123.8	40.105	119.8	39.087	83.9	1:41.917	87.86	2.059	09:20:24.986
7 -	22.432	123.1	39.148	<b>121.5</b>	38.665	84.7	1:40.245 (3)	89.32	0.387	09:22:05.231
8 -	22.303	123.5	39.382	120.4	<b>38.173</b>	84.2	<b>1:39.858 (1)</b>	<b>89.67</b>		<b>09:23:45.089</b>
9 -	<b>22.222</b>	<b>124.2</b>	<b>39.055</b>	120.9	39.100	84.4	1:40.377	89.20	0.519	09:25:25.466
10 -	22.260	<b>124.2</b>	39.177	121.3	38.550	<b>84.9</b>	1:39.987 (2)	89.55	0.129	09:27:05.453

P11 19 AM Callum NOBLE		Xentek Motorsport								
IDEAL LAP TIME : 1:39.791		BEST LAP TIME : 1:40.039		DIFFERENCE : 0.248						
LAP	SECTOR 1		SECTOR 2		SECTOR 3		LAP TIME	MPH	DIFF	TIME OF DAY
1 -	28.111	96.9	45.907	82.6	44.755	79.8	1:58.773	75.39	18.734	09:06:15.209
2 -	24.384	105.1	43.159	118.3	42.160	84.3	1:49.703	81.62	9.664	09:08:04.912
3 -	23.098	117.5	40.769	118.7	39.932	84.9	1:43.799	86.26	3.760	09:09:48.711
4 -	22.447	122.9	39.532	120.6	38.647	85.2	1:40.626 (3)	88.98	0.587	09:11:29.337
5 -	OUTLAP	112.0	40.079	119.6	41.382	<b>86.2</b>	7:11.847	20.73	5:31.808	09:18:41.184
6 -	22.230	124.2	39.463	120.6	39.106	85.1	1:40.799	88.83	0.760	09:20:21.983
7 -	22.218	124.2	39.373	120.6	<b>38.448</b>	86.0	<b>1:40.039 (1)</b>	<b>89.50</b>		<b>09:22:02.022</b>
8 -	22.214	124.2	39.948	121.1	38.512	86.1	1:40.674	88.94	0.635	09:23:42.696
9 -	<b>21.986</b>	<b>125.4</b>	40.040	<b>121.5</b>	38.892	85.7	1:40.918	88.73	0.879	09:25:23.614
10 -	22.194	124.0	<b>39.357</b>	121.1	38.509	86.1	1:40.060 (2)	89.49	0.021	09:27:03.674

# 2024 Protyre Motorsport Ginetta GT Championship

## QUALIFYING - BEST SECTORS

SECTOR 1			SECTOR 2			SECTOR 3			IDEAL / BEST COMPARISON						
POS	NO	NAME	TIME	NO	NAME	TIME	NO	NAME	TIME	POS	NO	NAME	IDEAL	BEST	DIFF
													<b>PERFECT LAP</b>	<b>1:36.743</b>	
1	33	SHAW	21.580	57	WHITE	38.068	57	WHITE	37.095	1	57	WHITE	1:36.745	1:36.745	0.000
2	57	WHITE	21.582	24	DOUGLASS	38.113	24	DOUGLASS	37.172	2	24	DOUGLASS	1:36.902	1:37.031	0.129
3	27	MCKENNA	21.591	33	SHAW	38.202	71	GARLICK	37.219	3	63	GARLICK	1:37.146	1:37.345	0.199
4	24	DOUGLASS	21.617	71	GARLICK	38.216	63	GARLICK	37.224	4	33	SHAW	1:37.147	1:37.196	0.049
5	63	GARLICK	21.687	63	GARLICK	38.235	27	MCKENNA	37.249	5	71	GARLICK	1:37.195	1:37.251	0.056
6	71	GARLICK	21.760	44	MANGION	38.415	33	SHAW	37.365	6	27	MCKENNA	1:37.340	1:37.373	0.033
7	15	MANCHESTER	21.840	27	MCKENNA	38.500	15	MANCHESTER	37.537	7	15	MANCHESTER	1:38.026	1:38.547	0.521
8	44	MANGION	21.890	15	MANCHESTER	38.649	22	MANGION	37.884	8	44	MANGION	1:38.301	1:39.195	0.894
9	22	MANGION	21.923	61	MITCHELL	39.055	44	MANGION	37.996	9	22	MANGION	1:38.928	1:39.479	0.551
10	19	NOBLE	21.986	22	MANGION	39.121	61	MITCHELL	38.173	10	61	MITCHELL	1:39.450	1:39.858	0.408
11	61	MITCHELL	22.222	19	NOBLE	39.357	19	NOBLE	38.448	11	19	NOBLE	1:39.791	1:40.039	0.248



# 2024 Protyre Motorsport Ginetta GT Championship

## QUALIFYING - BEST SPEEDS

POS	INTERMEDIATE 1			INTERMEDIATE 2			FINISH LINE		
	NO	NAME	MPH	NO	NAME	MPH	NO	NAME	MPH
1	24	DOUGLASS	126.1	24	DOUGLASS	122.4	27	MCKENNA	88.5
2	27	MCKENNA	125.9	71	GARLICK	122.4	24	DOUGLASS	88.4
3	71	GARLICK	125.6	57	WHITE	121.7	57	WHITE	87.8
4	63	GARLICK	125.6	63	GARLICK	121.7	63	GARLICK	87.7
5	57	WHITE	125.4	33	SHAW	121.5	71	GARLICK	87.2
6	19	NOBLE	125.4	61	MITCHELL	121.5	33	SHAW	87.0
7	33	SHAW	125.2	19	NOBLE	121.5	22	MANGION	86.5
8	15	MANCHESTER	124.5	27	MCKENNA	121.3	15	MANCHESTER	86.4
9	44	MANGION	124.5	44	MANGION	121.1	44	MANGION	86.4
10	22	MANGION	124.2	22	MANGION	121.1	19	NOBLE	86.2
11	61	MITCHELL	124.2	15	MANCHESTER	120.6	61	MITCHELL	84.9

# 2024 Protyre Motorsport Ginetta GT Championship

## QUALIFYING - STATISTICS

<b>Competitors Started</b>	11
<b>Planned Start</b>	2024-05-25 @ 09:10:00.000
<b>Actual Start</b>	2024-05-25 @ 09:03:04.180
<b>Finish Time</b>	2024-05-25 @ 09:26:42.225
<b>Track Length</b>	2.4873mi.
<b>Total Laps</b>	115
<b>Total Distance Covered</b>	286.0451mi.

### Session Fastest Lap History

NO	CL	NAME	LAP TIME	TIME OF DAY	LAP	VEHICLE
57	AM	Nick WHITE	1:54.234	09:05:47.756	1	Raceway Motorsport
24	PRO	Mckenzie DOUGLASS	1:54.171	09:05:53.614	1	Fox Motorsport
27	PRO	Ben MCKENNA	1:53.759	09:06:03.085	1	MDD Racing
57	AM	Nick WHITE	1:42.892	09:07:30.647	2	Raceway Motorsport
57	AM	Nick WHITE	1:38.397	09:09:09.044	3	Raceway Motorsport
63	PRO	Conner GARLICK	1:37.589	09:09:37.356	3	Xentek Motorsport
24	PRO	Mckenzie DOUGLASS	1:37.498	09:10:56.371	4	Fox Motorsport
57	AM	Nick WHITE	1:37.494	09:12:24.446	5	Raceway Motorsport
24	PRO	Mckenzie DOUGLASS	1:37.165	09:12:33.536	5	Fox Motorsport
24	PRO	Mckenzie DOUGLASS	1:37.032	09:21:41.800	8	Fox Motorsport
57	AM	Nick WHITE	1:36.745	09:24:54.670	10	Raceway Motorsport

### Flag History

TYPE	TIME OF DAY
GREEN	09:03:04.180
RED	09:12:57.491
GREEN	09:16:34.593
FINISH	09:26:42.225

### Flag Statistics

TYPE	COUNT	TOTAL LAPS	TOTAL TIME
Green	2	12	24:00.645
Red	1	0	3:37.102
Safety Car	0	0	0.000
FCY	0	0	0.000

# 2024 Protyre Motorsport Ginetta GT Championship

## QUALIFYING - STATISTICS

CLASS : PRO

6 Starters

### Fastest Lap History

NO	NAME	LAP TIME	TIME OF DAY	LAP	VEHICLE
15	Jack MANCHESTER	1:56.092	09:05:51.820	1	Pace Performance
24	Mckenzie DOUGLASS	1:54.171	09:05:53.614	1	Fox Motorsport
27	Ben MCKENNA	1:53.759	09:06:03.085	1	MDD Racing
15	Jack MANCHESTER	1:45.007	09:07:36.827	2	Pace Performance
24	Mckenzie DOUGLASS	1:44.843	09:07:38.456	2	Fox Motorsport
15	Jack MANCHESTER	1:40.089	09:09:16.917	3	Pace Performance
44	Harry MANGION	1:39.195	09:09:19.752	3	Raceway Motorsport
27	Ben MCKENNA	1:39.143	09:09:32.681	3	MDD Racing
63	Conner GARLICK	1:37.589	09:09:37.356	3	Xentek Motorsport
24	Mckenzie DOUGLASS	1:37.498	09:10:56.371	4	Fox Motorsport
24	Mckenzie DOUGLASS	1:37.165	09:12:33.536	5	Fox Motorsport
24	Mckenzie DOUGLASS	1:37.032	09:21:41.800	8	Fox Motorsport
24	Mckenzie DOUGLASS	1:37.031	09:28:12.876	12	Fox Motorsport

## 2024 Protyre Motorsport Ginetta GT Championship

### QUALIFYING - STATISTICS

CLASS : AM

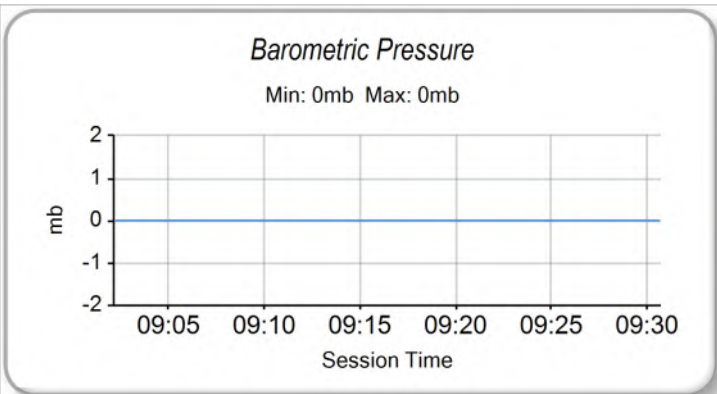
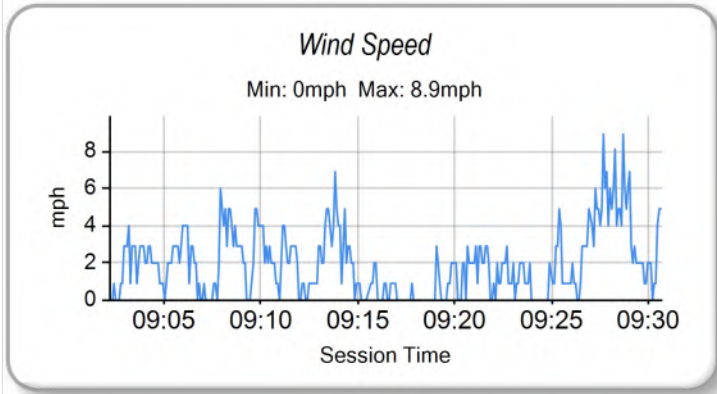
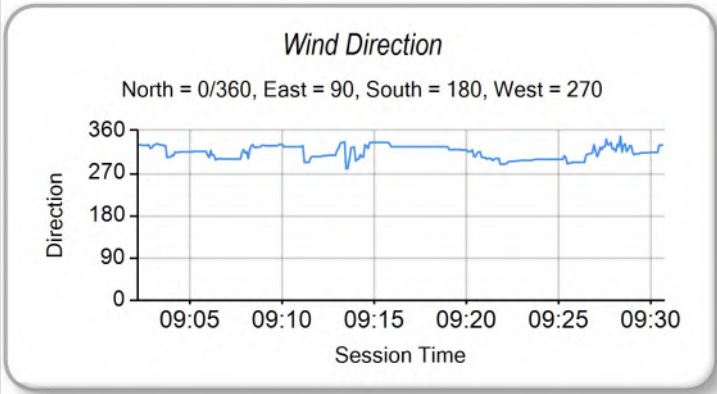
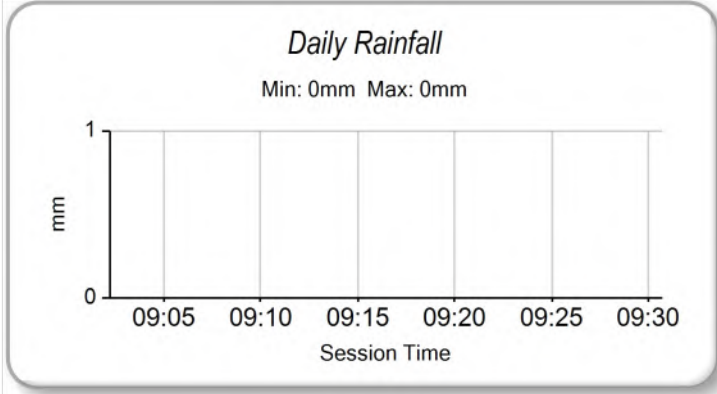
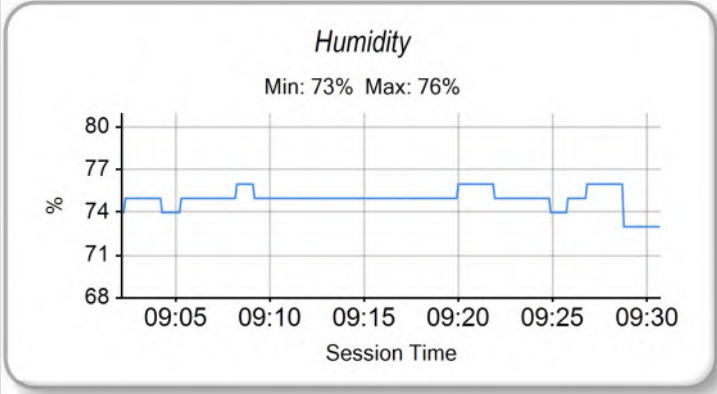
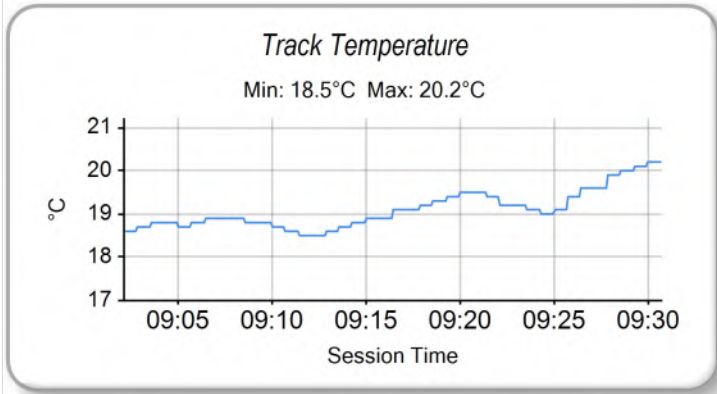
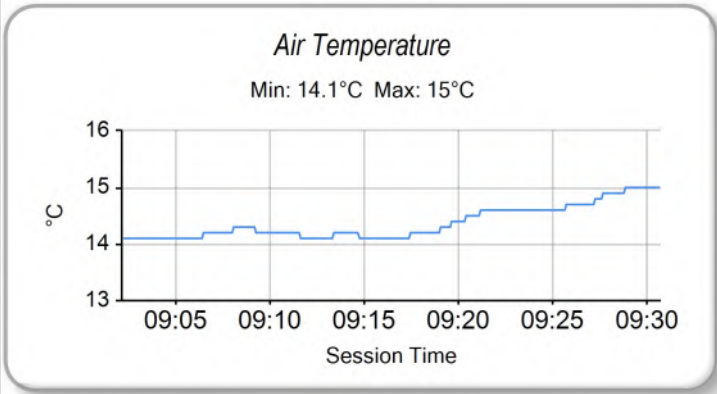
5 Starters

#### Fastest Lap History

NO	NAME	LAP TIME	TIME OF DAY	LAP	VEHICLE
57	Nick WHITE	1:54.234	09:05:47.756	1	Raceway Motorsport
57	Nick WHITE	1:42.892	09:07:30.647	2	Raceway Motorsport
57	Nick WHITE	1:38.397	09:09:09.044	3	Raceway Motorsport
57	Nick WHITE	1:37.907	09:10:46.951	4	Raceway Motorsport
57	Nick WHITE	1:37.494	09:12:24.446	5	Raceway Motorsport
57	Nick WHITE	1:37.177	09:20:03.418	7	Raceway Motorsport
57	Nick WHITE	1:37.050	09:23:17.925	9	Raceway Motorsport
57	Nick WHITE	1:36.745	09:24:54.670	10	Raceway Motorsport

# 2024 Protyre Motorsport Ginetta GT Championship

## QUALIFYING - WEATHER CONDITIONS



**2024 Protyre Motorsport Ginetta GT Championship**  
**RACE 1 - ROUND 6 - GRID (20 minutes)**

ROW 6	11	1:40.039	<b>19</b> Callum NOBLE	
ROW 5	9	1:39.479	<b>22</b> Peter MANGION	10
				1:39.858
ROW 4	7	1:38.547	<b>15</b> Jack MANCHESTER	8
				1:39.195
ROW 3	5	1:37.345	<b>63</b> Conner GARLICK	6
				1:37.373
ROW 2	3	1:37.196	<b>33</b> Matt SHAW	4
				1:37.251
ROW 1	1	1:36.745	<b>57</b> Nick WHITE	2
				1:37.031
<b>Pole</b>				

These results are provisional until the conclusion of any judicial and technical matters.

Donington Park GP: 2.4873 miles

Clerk Of Course: Paul Levitt	Stewards:	Timekeeper: Gethin Rees	
------------------------------	-----------	-------------------------	--

Results can be found at [www.tsl-timing.com](http://www.tsl-timing.com)

Printed - 09:41 Saturday, 25 May 2024

**2024 Protyre Motorsport Ginetta GT Championship**  
**RACE 2 - ROUND 7 - GRID (20 minutes)**

ROW 6	11	1:46.202	<b>44</b> Harry MANGION	
ROW 5	9	1:39.987	<b>61</b> Gracie MITCHELL	10
				1:40.060
ROW 4	7	1:38.827	<b>15</b> Jack MANCHESTER	8
				1:39.581
ROW 3	5	1:37.411	<b>63</b> Conner GARLICK	6
				1:37.724
ROW 2	3	1:37.360	<b>33</b> Matt SHAW	4
				1:37.410
ROW 1	1	1:37.032	<b>24</b> McKenzie DOUGLASS	2
				1:37.050
			<b>Pole</b>	

These results are provisional until the conclusion of any judicial and technical matters.

Donington Park GP: 2.4873 miles

Clerk Of Course: Paul Levitt	Stewards:	Timekeeper: Gethin Rees	
------------------------------	-----------	-------------------------	--

Results can be found at [www.tsl-timing.com](http://www.tsl-timing.com)

Printed - 14:28 Saturday, 25 May 2024

## 2024 Protyre Motorsport Ginetta GT Championship

### RACE 1 - ROUND 6 - CLASSIFICATION

Race Distance: 13 Laps / 32.33 miles

POS	NO	CL	PIC	NAME	NAT	ENTRY	LAPS	TIME	GAP	DIFF	MPH	BEST	ON	GRD	↑↓
1	24	PRO	1	Mckenzie DOUGLASS	GBR	Fox Motorsport	13	21:06.839			91.78	1:37.077	9	2	1
2	57	AM	1	Nick WHITE	GBR	Raceway Motorsport	13	21:11.550	4.711	4.711	91.44	1:37.101	9	1	-1
3	71	PRO	2	Luke GARLICK	GBR	Xentek Motorsport	13	21:12.036	5.197	0.486	91.40	1:37.161	10	4	1
4	27	PRO	3	Ben MCKENNA	GBR	MDD Racing	13	21:13.641	6.802	1.605	91.29	1:37.365	5	6	2
5	63*	PRO	4	Conner GARLICK	GBR	Xentek Motorsport	13	21:19.216	12.377	5.575	90.89	1:37.297	7	5	0
6	44	PRO	5	Harry MANGION	GBR	Raceway Motorsport	13	21:24.266	17.427	5.050	90.53	1:37.801	4	8	2
7	33*	AM	2	Matt SHAW	GBR	Raceway Motorsport	13	21:31.001	24.162	6.735	90.06	1:37.552	4	3	-4
8	15	PRO	6	Jack MANCHESTER	GBR	Pace Performance	13	21:33.189	26.350	2.188	89.91	1:38.459	6	7	-1
9	22	AM	3	Peter MANGION	GBR	Raceway Motorsport	13	21:47.150	40.311	13.961	88.95	1:39.346	6	9	0
10	19	AM	4	Callum NOBLE	GBR	Xentek Motorsport	13	21:50.319	43.480	3.169	88.73	1:39.631	5	11	1
11	61	AM	5	Gracie MITCHELL	GBR	MDD Racing	13	21:51.914	45.075	1.595	88.62	1:39.694	11	10	-1

#### FASTEST LAP

24	PRO	Mckenzie DOUGLASS	GBR	Fox Motorsport	9	1:37.077	92.24 mph	148.44 kph
57	AM	Nick WHITE	GBR	Raceway Motorsport	9	1:37.101	92.21 mph	148.41 kph

#### Comments:

\*Cars 33 & 63 - 5 second time penalty for exceeding track limits.

Weather / Track : Bright / Dry

These results are provisional until the conclusion of any judicial and technical matters.

Date: 25/05/2024 Start: 13:57 Finish: 14:18

Donington Park GP: 2.4873 miles

Clerk Of Course: Paul Levitt

Stewards:

Timekeeper: Gethin Rees



Results can be found at [www.tsl-timing.com](http://www.tsl-timing.com)

Printed - 14:21 Saturday, 25 May 2024



# 2024 Protyre Motorsport Ginetta GT Championship

## RACE 1 - ROUND 6 - LAP CHART

LAP 1 @ 13:58:48.150			LAP 2 @ 14:00:25.666			LAP 3 @ 14:02:02.918			LAP 4 @ 14:03:40.147			LAP 5 @ 14:05:17.326		
NO	BEHIND	LAP TIME	NO	BEHIND	LAP TIME	NO	BEHIND	LAP TIME	NO	BEHIND	LAP TIME	NO	BEHIND	LAP TIME
24		1:39.743	24		1:37.516	24		1:37.252	24		1:37.229	24		1:37.179
57	0.564	1:40.307	57	1.132	1:38.084	57	1.089	1:37.209	57	1.467	1:37.607	57	1.724	1:37.436
71	1.183	1:40.926	71	1.660	1:37.993	71	1.946	1:37.538	71	2.019	1:37.302	71	2.324	1:37.484
27	1.788	1:41.531	27	2.224	1:37.952	27	2.784	1:37.812	27	3.026	1:37.471	27	3.212	1:37.365
63	3.028	1:42.771	63	4.059	1:38.547	63	4.348	1:37.541	63	4.760	1:37.641	63	5.197	1:37.616
44	3.191	1:42.934	44	4.548	1:38.873	44	5.432	1:38.136	44	6.004	1:37.801	44	6.674	1:37.849
33	3.539	1:43.282	33	5.072	1:39.049	33	6.067	1:38.247	33	6.390	1:37.552	33	7.102	1:37.891
22	4.772	1:44.515	22	7.681	1:40.425	22	9.991	1:39.562	15	12.788	1:39.507	15	14.301	1:38.692
15	5.047	1:44.790	15	7.914	1:40.383	15	10.510	1:39.848	22	13.511	1:40.749	22	16.121	1:39.789
19	5.726	1:45.469	19	8.486	1:40.276	19	11.201	1:39.967	19	14.432	1:40.460	19	16.884	1:39.631
61	6.752	1:46.495	61	10.219	1:40.983	61	13.935	1:40.968	61	17.186	1:40.480	61	20.465	1:40.458

# 2024 Protyre Motorsport Ginetta GT Championship

## RACE 1 - ROUND 6 - LAP CHART

LAP 6 @ 14:06:54.659			LAP 7 @ 14:08:31.995			LAP 8 @ 14:10:09.157			LAP 9 @ 14:11:46.234			LAP 10 @ 14:13:23.382		
NO	BEHIND	LAP TIME	NO	BEHIND	LAP TIME	NO	BEHIND	LAP TIME	NO	BEHIND	LAP TIME	NO	BEHIND	LAP TIME
24		1:37.333	24		1:37.336	24		1:37.162	24		1:37.077	24		1:37.148
57	1.699	1:37.308	57	1.725	1:37.362	57	2.037	1:37.474	57	2.061	1:37.101	57	2.082	1:37.169
71	2.422	1:37.431	71	2.299	1:37.213	71	2.558	1:37.421	71	2.682	1:37.201	71	2.695	1:37.161
27	3.255	1:37.376	27	3.556	1:37.637	27	4.240	1:37.846	27	4.849	1:37.686	27	5.379	1:37.678
63	5.173	1:37.309	63	5.134	1:37.297	63	5.643	1:37.671	63	6.100	1:37.534	63	6.366	1:37.414
44	8.023	1:38.682	44	8.592	1:37.905	44	9.629	1:38.199	44	11.536	1:38.984	44	12.987	1:38.599
33	8.603	1:38.834	33	9.150	1:37.883	33	10.055	1:38.067	33	11.901	1:38.923	33	13.249	1:38.496
15	15.427	1:38.459	15	16.696	1:38.605	15	18.330	1:38.796	15	20.000	1:38.747	15	21.417	1:38.565
22	18.134	1:39.346	22	20.513	1:39.715	22	23.906	1:40.555	22	27.396	1:40.567	22	30.639	1:40.391
19	19.932	1:40.381	19	23.849	1:41.253	19	27.789	1:41.102	19	31.242	1:40.530	19	34.809	1:40.715
61	23.279	1:40.147	61	26.115	1:40.172	61	29.502	1:40.549	61	32.912	1:40.487	61	36.746	1:40.982

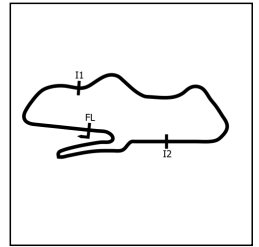
# 2024 Protyre Motorsport Ginetta GT Championship

## RACE 1 - ROUND 6 - LAP CHART

LAP 11 @ 14:15:00.631			LAP 12 @ 14:16:37.832			LAP 13 @ 14:18:15.246		
NO	BEHIND	LAP TIME	NO	BEHIND	LAP TIME	NO	BEHIND	LAP TIME
24		1:37.249	24		1:37.201	24		1:37.414
57	3.108	1:38.275	57	4.322	1:38.415	57	4.711	1:37.803
71	3.512	1:38.066	71	4.520	1:38.209	71	5.197	1:38.091
27	5.788	1:37.658	27	6.246	1:37.659	27	6.802	1:37.970
63	6.689	1:37.572	63	7.257	1:37.769	63	7.377	1:37.534
44	14.409	1:38.671	44	16.107	1:38.899	44	17.427	1:38.734
33	14.750	1:38.750	33	16.891	1:39.342	33	19.162	1:39.685
15	23.029	1:38.861	15	24.633	1:38.805	15	26.350	1:39.131
22	33.566	1:40.176	22	36.787	1:40.422	22	40.311	1:40.938
19	37.801	1:40.241	19	40.749	1:40.149	19	43.480	1:40.145
61	39.191	1:39.694	61	42.507	1:40.517	61	45.075	1:39.982

# 2024 Protyre Motorsport Ginetta GT Championship

## RACE 1 - ROUND 6 - SECTOR ANALYSIS



SECTOR 1 = FL to I1, SECTOR 2 = I1 to I2, SECTOR 3 = I2 to FL, DIFF = Difference To Personal Best Lap, P = Crossed Finish Line in Pit Lane, D = Time Disallowed

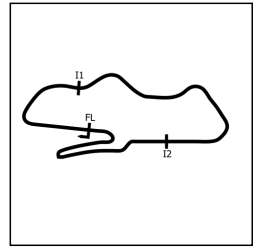
P1		24 PRO		Mckenzie DOUGLASS		Fox Motorsport				
IDEAL LAP TIME : 1:36.865		BEST LAP TIME : 1:37.077		DIFFERENCE : 0.212						
LAP	SECTOR 1	SECTOR 2	SECTOR 3	LAP TIME	MPH	DIFF	TIME OF DAY			
1 -		122.2	38.862	122.2	37.547	87.3	1:39.743	89.77	2.666	13:58:48.150
2 -	21.709	123.3	38.488	122.2	37.319	86.8	1:37.516	91.82	0.439	14:00:25.666
3 -	21.750	123.3	38.393	122.4	37.109	87.1	1:37.252	92.07	0.175	14:02:02.918
4 -	21.738	123.1	38.375	122.0	37.116	87.0	1:37.229	92.09	0.152	14:03:40.147
5 -	21.807	122.9	38.361	<b>122.6</b>	<b>37.011</b>	87.1	1:37.179	92.14	0.102	14:05:17.326
6 -	21.702	123.5	<b>38.199</b>	122.4	37.432	87.1	1:37.333	91.99	0.256	14:06:54.659
7 -	21.747	123.5	38.262	122.4	37.327	87.2	1:37.336	91.99	0.259	14:08:31.995
8 -	21.660	<b>124.2</b>	38.325	122.2	37.177	<b>87.6</b>	1:37.162 (3)	92.16	0.085	14:10:09.157
9 -	<b>21.655</b>	123.8	38.330	122.0	37.092	87.1	<b>1:37.077 (1)</b>	<b>92.24</b>		<b>14:11:46.234</b>
10 -	21.698	124.0	38.261	122.4	37.189	86.8	1:37.148 (2)	92.17	0.071	14:13:23.382
11 -	21.769	123.8	38.342	<b>122.6</b>	37.138	87.3	1:37.249	92.07	0.172	14:15:00.631
12 -	21.694	<b>124.2</b>	38.222	<b>122.6</b>	37.285	87.4	1:37.201	92.12	0.124	14:16:37.832
13 -	21.679	123.8	38.379	122.4	37.356	86.4	1:37.414	91.92	0.337	14:18:15.246

P2		57 AM		Nick WHITE		Raceway Motorsport				
IDEAL LAP TIME : 1:37.067		BEST LAP TIME : 1:37.101		DIFFERENCE : 0.034						
LAP	SECTOR 1	SECTOR 2	SECTOR 3	LAP TIME	MPH	DIFF	TIME OF DAY			
1 -		118.5	39.057	122.6	37.760	86.7	1:40.307	89.27	3.206	13:58:48.714
2 -	21.758	123.8	38.566	122.4	37.760	86.2	1:38.084	91.29	0.983	14:00:26.798
3 -	21.726	123.5	38.205	<b>122.9</b>	37.278	86.8	1:37.209 (3)	92.11	0.108	14:02:04.007
4 -	21.703	123.3	38.435	122.2	37.469	86.7	1:37.607	91.73	0.506	14:03:41.614
5 -	21.659	123.3	38.337	122.6	37.440	86.4	1:37.436	91.90	0.335	14:05:19.050
6 -	21.677	122.6	38.226	122.6	37.405	<b>87.1</b>	1:37.308	92.02	0.207	14:06:56.358
7 -	21.674	122.6	38.291	122.2	37.397	86.9	1:37.362	91.97	0.261	14:08:33.720
8 -	21.730	<b>124.0</b>	38.198	122.4	37.546	87.0	1:37.474	91.86	0.373	14:10:11.194
9 -	<b>21.640</b>	123.5	<b>38.153</b>	122.2	37.308	86.9	<b>1:37.101 (1)</b>	<b>92.21</b>		<b>14:11:48.295</b>
10 -	21.665	123.3	38.230	122.6	<b>37.274</b>	86.8	1:37.169 (2)	92.15	0.068	14:13:25.464
11 -	21.890	123.1	38.726	122.2	37.659	86.9	1:38.275	91.11	1.174	14:15:03.739
12 -	21.729	122.9	38.600	122.0	38.086	86.3	1:38.415	90.98	1.314	14:16:42.154
13 -	21.967	123.3	38.393	<b>122.9</b>	37.443	86.7	1:37.803	91.55	0.702	14:18:19.957

P3		71 PRO		Luke GARLICK		Xentek Motorsport				
IDEAL LAP TIME : 1:37.087		BEST LAP TIME : 1:37.161		DIFFERENCE : 0.074						
LAP	SECTOR 1	SECTOR 2	SECTOR 3	LAP TIME	MPH	DIFF	TIME OF DAY			
1 -		120.2	39.136	122.4	37.863	86.2	1:40.926	88.72	3.765	13:58:49.333
2 -	22.000	122.2	38.513	123.1	37.480	86.4	1:37.993	91.37	0.832	14:00:27.326
3 -	21.811	123.1	38.408	122.9	37.319	86.3	1:37.538	91.80	0.377	14:02:04.864
4 -	21.780	122.4	38.330	122.2	37.192	86.9	1:37.302	92.02	0.141	14:03:42.166
5 -	21.813	123.1	38.437	122.9	37.234	86.4	1:37.484	91.85	0.323	14:05:19.650
6 -	21.637	124.0	38.391	122.9	37.403	86.5	1:37.431	91.90	0.270	14:06:57.081
7 -	21.681	124.5	38.344	122.9	<b>37.188</b>	86.7	1:37.213 (3)	92.11	0.052	14:08:34.294
8 -	21.616	<b>125.2</b>	38.445	122.6	37.360	86.3	1:37.421	91.91	0.260	14:10:11.715
9 -	21.653	124.7	38.356	122.6	37.192	<b>87.2</b>	1:37.201 (2)	92.12	0.040	14:11:48.916
10 -	<b>21.605</b>	124.9	<b>38.294</b>	123.1	37.262	86.3	<b>1:37.161 (1)</b>	<b>92.16</b>		<b>14:13:26.077</b>
11 -	21.725	124.7	38.574	<b>123.3</b>	37.767	86.9	1:38.066	91.31	0.905	14:15:04.143
12 -	21.655	124.7	38.621	122.6	37.933	<b>87.2</b>	1:38.209	91.17	1.048	14:16:42.352
13 -	21.881	122.0	38.702	122.9	37.508	85.5	1:38.091	91.28	0.930	14:18:20.443

# 2024 Protyre Motorsport Ginetta GT Championship

## RACE 1 - ROUND 6 - SECTOR ANALYSIS



SECTOR 1 = FL to I1, SECTOR 2 = I1 to I2, SECTOR 3 = I2 to FL, DIFF = Difference To Personal Best Lap, P = Crossed Finish Line in Pit Lane, D = Time Disallowed

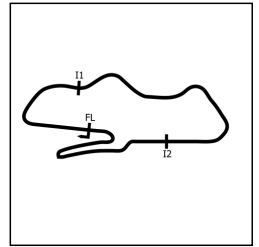
P4		27 PRO		Ben MCKENNA		MDD Racing						
IDEAL LAP TIME : 1:37.257		BEST LAP TIME : 1:37.365		DIFFERENCE : 0.108								
LAP	SECTOR 1	SECTOR 2	SECTOR 3	LAP TIME	MPH	DIFF	TIME OF DAY					
1 -		115.5	39.803	121.7	37.601	86.0	1:41.531	88.19	4.166	13:58:49.938		
2 -	21.900	123.3	38.792	<b>122.6</b>	37.260	85.9	1:37.952	91.41	0.587	14:00:27.890		
3 -	21.803	123.8	38.806	<b>122.6</b>	37.203	86.1	1:37.812	91.54	0.447	14:02:05.702		
4 -	21.794	123.5	38.657	122.0	37.020	86.1	1:37.471 (3)	91.86	0.106	14:03:43.173		
5 -	<b>21.687</b>	124.0	38.592	122.4	37.086	86.1	<b>1:37.365 (1)</b>	<b>91.96</b>		<b>14:05:20.538</b>		
6 -	21.734	124.2	<b>38.573</b>	122.4	37.069	86.1	1:37.376 (2)	91.95	0.011	14:06:57.914		
7 -	21.711	124.2	38.844	121.3	37.082	86.5	1:37.637	91.71	0.272	14:08:35.551		
8 -	21.713	<b>125.2</b>	38.819	122.0	37.314	86.4	1:37.846	91.51	0.481	14:10:13.397		
9 -	21.819	123.8	38.870	122.4	<b>36.997</b>	<b>86.7</b>	1:37.686	91.66	0.321	14:11:51.083		
10 -	21.791	123.5	38.772	122.4	37.115	85.8	1:37.678	91.67	0.313	14:13:28.761		
11 -	21.854	124.0	38.767	122.2	37.037	86.2	1:37.658	91.69	0.293	14:15:06.419		
12 -	21.804	124.0	38.748	122.2	37.107	86.3	1:37.659	91.69	0.294	14:16:44.078		
13 -	21.899	123.5	38.842	<b>122.6</b>	37.229	85.7	1:37.970	91.39	0.605	14:18:22.048		

P5		63 PRO		Conner GARLICK		Xentek Motorsport						
IDEAL LAP TIME : 1:37.038		BEST LAP TIME : 1:37.297		DIFFERENCE : 0.259								
LAP	SECTOR 1	SECTOR 2	SECTOR 3	LAP TIME	MPH	DIFF	TIME OF DAY					
1 -		113.7	40.178	122.4	38.627	85.8	1:42.771	87.13	5.474	13:58:51.178		
2 -	21.909	122.2	38.685	122.0	37.953	85.4	1:38.547	90.86	1.250	14:00:29.725		
3 -	21.881	123.1	38.368	122.4	37.292	<b>86.3</b>	1:37.541	91.80	0.244	14:02:07.266		
4 -	21.744	123.3	38.649	121.7	37.248	85.5	1:37.641	91.70	0.344	14:03:44.907		
5 -	21.877	122.9	38.633	122.0	37.106	85.8	1:37.616	91.73	0.319	14:05:22.523		
6 -	21.760	123.3	38.491	122.0	<b>37.058</b>	85.4	1:37.309 (2)	92.02	0.012	14:06:59.832		
7 -	21.761	123.3	38.351	122.2	37.185	85.5	<b>1:37.297 (1)</b>	<b>92.03</b>		<b>14:08:37.129</b>		
8 -	21.781	<b>124.2</b>	38.613	122.0	37.277	86.0	1:37.671	91.67	0.374	14:10:14.800		
9 -	21.698	124.0	38.503	122.2	37.333	85.8	1:37.534	91.80	0.237	14:11:52.334		
10 -	21.797	124.0	<b>38.330</b>	122.6	37.287	85.8	1:37.414 (3)	91.92	0.117	14:13:29.748		
11 -	21.764	123.5	38.494	122.0	37.314	85.5	1:37.572	91.77	0.275	14:15:07.320		
12 -	<b>21.650</b>	124.0	38.446	122.0	37.673	85.8	1:37.769	91.58	0.472	14:16:45.089		
13 -	21.782	123.1	38.413	<b>122.9</b>	37.339	85.5	1:37.534	91.80	0.237	14:18:22.623		

P6		44 PRO		Harry MANGION		Raceway Motorsport						
IDEAL LAP TIME : 1:37.684		BEST LAP TIME : 1:37.801		DIFFERENCE : 0.117								
LAP	SECTOR 1	SECTOR 2	SECTOR 3	LAP TIME	MPH	DIFF	TIME OF DAY					
1 -		115.7	39.629	120.9	38.850	<b>87.0</b>	1:42.934	86.99	5.133	13:58:51.341		
2 -	22.005	<b>123.5</b>	38.653	<b>122.6</b>	38.215	85.4	1:38.873	90.56	1.072	14:00:30.214		
3 -	21.979	122.6	38.626	122.0	37.531	86.5	1:38.136	91.24	0.335	14:02:08.350		
4 -	21.873	122.9	38.485	121.7	37.443	86.2	<b>1:37.801 (1)</b>	<b>91.55</b>		<b>14:03:46.151</b>		
5 -	21.894	123.1	38.562	<b>122.6</b>	<b>37.393</b>	85.4	1:37.849 (2)	91.51	0.048	14:05:24.000		
6 -	21.844	123.3	38.648	121.3	38.190	86.0	1:38.682	90.74	0.881	14:07:02.682		
7 -	21.920	122.9	<b>38.449</b>	121.5	37.536	86.3	1:37.905 (3)	91.46	0.104	14:08:40.587		
8 -	<b>21.842</b>	123.1	38.514	121.7	37.843	83.5	1:38.199	91.18	0.398	14:10:18.786		
9 -	22.144	123.1	38.676	121.5	38.164	86.2	1:38.984	90.46	1.183	14:11:57.770		
10 -	21.917	122.4	38.607	121.1	38.075	85.2	1:38.599	90.81	0.798	14:13:36.369		
11 -	22.028	123.1	38.716	121.3	37.927	85.7	1:38.671	90.75	0.870	14:15:15.040		
12 -	21.952	123.1	38.858	120.6	38.089	85.9	1:38.899	90.54	1.098	14:16:53.939		
13 -	22.053	121.7	38.845	121.5	37.836	85.7	1:38.734	90.69	0.933	14:18:32.673		

# 2024 Protyre Motorsport Ginetta GT Championship

## RACE 1 - ROUND 6 - SECTOR ANALYSIS



SECTOR 1 = FL to I1, SECTOR 2 = I1 to I2, SECTOR 3 = I2 to FL, DIFF = Difference To Personal Best Lap, P = Crossed Finish Line in Pit Lane, D = Time Disallowed

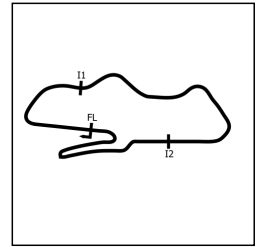
P7 33 AM		Matt SHAW		Raceway Motorsport						
IDEAL LAP TIME : 1:37.461		BEST LAP TIME : 1:37.552		DIFFERENCE : 0.091						
LAP	SECTOR 1	SECTOR 2	SECTOR 3	LAP TIME	MPH	DIFF	TIME OF DAY			
1 -		112.7	39.606	121.3	39.027	86.7	1:43.282	86.69	5.730	13:58:51.689
2 -	21.916	124.0	38.585	<b>123.8</b>	38.548	86.0	1:39.049	90.40	1.497	14:00:30.738
3 -	21.729	122.9	38.542	123.3	37.976	86.2	1:38.247	91.14	0.695	14:02:08.985
<b>4 -</b>	<b>21.674</b>	123.5	38.339	122.4	<b>37.539</b>	86.3	<b>1:37.552 (1)</b>	<b>91.79</b>		<b>14:03:46.537</b>
5 -	21.763	123.1	38.465	122.6	37.663	86.2	1:37.891 (3)	91.47	0.339	14:05:24.428
6 -	21.720	123.5	38.446	122.0	38.668	84.5	1:38.834	90.60	1.282	14:07:03.262
7 -	21.757	123.3	<b>38.248</b>	122.6	37.878	86.7	1:37.883 (2)	91.48	0.331	14:08:41.145
8 -	21.721	<b>124.2</b>	38.406	122.4	37.940	85.9	1:38.067	91.30	0.515	14:10:19.212
9 -	21.926	123.3	38.722	122.2	38.275	<b>86.9</b>	1:38.923	90.51	1.371	14:11:58.135
10 -	21.770	123.1	38.735	121.1	37.991	86.7	1:38.496	90.91	0.944	14:13:36.631
11 -	21.938	119.4	38.765	122.0	38.047	86.8	1:38.750	90.67	1.198	14:15:15.381
12 -	21.802	122.6	39.435	119.1	38.105	86.3	1:39.342	90.13	1.790	14:16:54.723
13 -	21.793	122.9	38.478	122.9	39.414	86.0	1:39.685	89.82	2.133	14:18:34.408

P8 15 PRO		Jack MANCHESTER		Pace Performance						
IDEAL LAP TIME : 1:38.396		BEST LAP TIME : 1:38.459		DIFFERENCE : 0.063						
LAP	SECTOR 1	SECTOR 2	SECTOR 3	LAP TIME	MPH	DIFF	TIME OF DAY			
1 -		105.6	40.494	<b>122.2</b>	39.157	85.7	1:44.790	85.45	6.331	13:58:53.197
2 -	22.106	120.4	39.548	121.1	38.729	86.0	1:40.383	89.20	1.924	14:00:33.580
3 -	22.398	122.0	39.037	121.5	38.413	86.3	1:39.848	89.68	1.389	14:02:13.428
4 -	21.939	122.2	39.316	120.6	38.252	86.1	1:39.507	89.98	1.048	14:03:52.935
5 -	21.978	121.7	38.763	121.1	37.951	85.2	1:38.692	90.73	0.233	14:05:31.627
<b>6 -</b>	21.950	122.0	38.693	121.3	<b>37.816</b>	86.0	<b>1:38.459 (1)</b>	<b>90.94</b>		<b>14:07:10.086</b>
7 -	21.962	121.5	38.743	121.1	37.900	86.4	1:38.605 (3)	90.81	0.146	14:08:48.691
8 -	21.914	<b>122.6</b>	38.828	121.1	38.054	85.8	1:38.796	90.63	0.337	14:10:27.487
9 -	21.983	122.0	38.775	121.1	37.989	<b>86.8</b>	1:38.747	90.68	0.288	14:12:06.234
10 -	<b>21.912</b>	121.7	38.681	121.3	37.972	85.8	1:38.565 (2)	90.84	0.106	14:13:44.799
11 -	21.945	122.0	38.986	120.9	37.930	86.3	1:38.861	90.57	0.402	14:15:23.660
12 -	21.952	122.4	<b>38.668</b>	120.9	38.185	84.9	1:38.805	90.62	0.346	14:17:02.465
13 -	22.072	121.1	38.945	120.9	38.114	86.0	1:39.131	90.32	0.672	14:18:41.596

P9 22 AM		Peter MANGION		Raceway Motorsport						
IDEAL LAP TIME : 1:39.191		BEST LAP TIME : 1:39.346		DIFFERENCE : 0.155						
LAP	SECTOR 1	SECTOR 2	SECTOR 3	LAP TIME	MPH	DIFF	TIME OF DAY			
1 -		109.4	40.423	122.2	39.207	85.9	1:44.515	85.67	5.169	13:58:52.922
2 -	22.205	<b>123.1</b>	39.434	121.5	38.786	84.0	1:40.425	89.16	1.079	14:00:33.347
3 -	22.141	122.2	<b>38.897</b>	122.0	38.524	84.4	1:39.562 (2)	89.93	0.216	14:02:12.909
4 -	22.294	120.6	39.033	121.7	39.422	86.3	1:40.749	88.87	1.403	14:03:53.658
5 -	21.955	122.6	39.190	<b>122.4</b>	38.644	85.7	1:39.789	89.73	0.443	14:05:33.447
<b>6 -</b>	22.034	122.0	38.971	121.5	<b>38.341</b>	<b>86.7</b>	<b>1:39.346 (1)</b>	<b>90.13</b>		<b>14:07:12.793</b>
7 -	<b>21.953</b>	122.0	39.243	122.0	38.519	86.3	1:39.715 (3)	89.80	0.369	14:08:52.508
8 -	21.985	122.2	39.308	121.5	39.262	85.1	1:40.555	89.05	1.209	14:10:33.063
9 -	22.088	122.6	39.476	121.7	39.003	86.2	1:40.567	89.03	1.221	14:12:13.630
10 -	22.051	122.2	39.363	121.1	38.977	85.7	1:40.391	89.19	1.045	14:13:54.021
11 -	22.141	122.0	39.295	121.7	38.740	85.8	1:40.176	89.38	0.830	14:15:34.197
12 -	22.123	122.4	39.343	121.1	38.956	86.0	1:40.422	89.16	1.076	14:17:14.619
13 -	22.292	121.3	39.557	121.5	39.089	83.2	1:40.938	88.71	1.592	14:18:55.557

# 2024 Protyre Motorsport Ginetta GT Championship

## RACE 1 - ROUND 6 - SECTOR ANALYSIS



SECTOR 1 = FL to I1, SECTOR 2 = I1 to I2, SECTOR 3 = I2 to FL, DIFF = Difference To Personal Best Lap, P = Crossed Finish Line in Pit Lane, D = Time Disallowed

P10 19 AM		Callum NOBLE		Xentek Motorsport									
IDEAL LAP TIME : 1:39.279		BEST LAP TIME : 1:39.631		DIFFERENCE : 0.352									
LAP	SECTOR 1	SECTOR 2	SECTOR 3	LAP TIME	MPH	DIFF	TIME OF DAY						
1 -		103.5	40.634	<b>122.6</b>	39.424	85.5	1:45.469	84.90	5.838	13:58:53.876			
2 -	22.384	122.2	39.734	122.4	<b>38.158</b>	86.3	1:40.276	89.29	0.645	14:00:34.152			
3 -	22.219	122.4	39.525	122.2	38.223	86.4	1:39.967 (2)	89.57	0.336	14:02:14.119			
4 -	22.195	122.6	39.896	121.7	38.369	<b>86.9</b>	1:40.460	89.13	0.829	14:03:54.579			
5 -	22.074	<b>123.3</b>	<b>39.155</b>	122.4	38.402	85.9	<b>1:39.631 (1)</b>	<b>89.87</b>		<b>14:05:34.210</b>			
6 -	<b>21.966</b>	122.6	39.549	121.5	38.866	<b>86.9</b>	1:40.381	89.20	0.750	14:07:14.591			
7 -	23.375	119.8	39.337	122.0	38.541	85.5	1:41.253	88.43	1.622	14:08:55.844			
8 -	22.277	122.9	40.160	120.6	38.665	85.7	1:41.102	88.56	1.471	14:10:36.946			
9 -	22.259	<b>123.3</b>	39.826	121.1	38.445	86.5	1:40.530	89.07	0.899	14:12:17.476			
10 -	22.639	121.7	39.613	121.1	38.463	86.1	1:40.715	88.90	1.084	14:13:58.191			
11 -	22.163	123.1	39.784	121.1	38.294	86.3	1:40.241	89.32	0.610	14:15:38.432			
12 -	22.159	123.1	39.489	121.1	38.501	86.2	1:40.149	89.41	0.518	14:17:18.581			
13 -	22.110	122.9	39.530	121.5	38.505	86.0	1:40.145 (3)	89.41	0.514	14:18:58.726			

P11 61 AM		Gracie MITCHELL		MDD Racing									
IDEAL LAP TIME : 1:39.218		BEST LAP TIME : 1:39.694		DIFFERENCE : 0.476									
LAP	SECTOR 1	SECTOR 2	SECTOR 3	LAP TIME	MPH	DIFF	TIME OF DAY						
1 -		106.8	41.156	120.9	39.645	85.1	1:46.495	84.08	6.801	13:58:54.902			
2 -	22.472	121.7	39.723	121.7	38.788	84.6	1:40.983	88.67	1.289	14:00:35.885			
3 -	22.421	121.7	39.712	121.1	38.835	83.9	1:40.968	88.68	1.274	14:02:16.853			
4 -	22.351	120.6	39.653	121.3	38.476	85.4	1:40.480	89.11	0.786	14:03:57.333			
5 -	22.301	120.6	39.404	121.3	38.753	85.3	1:40.458	89.13	0.764	14:05:37.791			
6 -	22.159	121.5	39.384	121.5	38.604	85.0	1:40.147 (3)	89.41	0.453	14:07:17.938			
7 -	22.115	122.4	39.392	121.3	38.665	84.4	1:40.172	89.39	0.478	14:08:58.110			
8 -	22.293	122.2	39.456	120.6	38.800	84.6	1:40.549	89.05	0.855	14:10:38.659			
9 -	22.235	122.2	39.149	122.0	39.103	84.0	1:40.487	89.11	0.793	14:12:19.146			
10 -	22.150	122.4	39.274	122.0	39.558	84.6	1:40.982	88.67	1.288	14:14:00.128			
11 -	22.155	121.7	39.237	122.4	<b>38.302</b>	<b>86.1</b>	<b>1:39.694 (1)</b>	<b>89.81</b>		<b>14:15:39.822</b>			
12 -	<b>21.970</b>	<b>123.5</b>	39.203	<b>122.9</b>	39.344	84.2	1:40.517	89.08	0.823	14:17:20.339			
13 -	22.301	122.4	<b>38.946</b>	122.2	38.735	85.1	1:39.982 (2)	89.56	0.288	14:19:00.321			

# 2024 Protyre Motorsport Ginetta GT Championship

## RACE 1 - ROUND 6 - BEST SECTORS

SECTOR 1			SECTOR 2			SECTOR 3			IDEAL / BEST COMPARISON						
POS	NO	NAME	TIME	NO	NAME	TIME	NO	NAME	TIME	POS	NO	NAME	IDEAL	BEST	DIFF
													<b>PERFECT LAP</b>	<b>1:36.755</b>	
1	71	GARLICK	21.605	57	WHITE	38.153	27	MCKENNA	36.997	1	24	DOUGLASS	1:36.865	1:37.077	0.212
2	57	WHITE	21.640	24	DOUGLASS	38.199	24	DOUGLASS	37.011	2	63	GARLICK	1:37.038	1:37.297	0.259
3	63	GARLICK	21.650	33	SHAW	38.248	63	GARLICK	37.058	3	57	WHITE	1:37.067	1:37.101	0.034
4	24	DOUGLASS	21.655	71	GARLICK	38.294	71	GARLICK	37.188	4	71	GARLICK	1:37.087	1:37.161	0.074
5	33	SHAW	21.674	63	GARLICK	38.330	57	WHITE	37.274	5	27	MCKENNA	1:37.257	1:37.365	0.108
6	27	MCKENNA	21.687	44	MANGION	38.449	44	MANGION	37.393	6	33	SHAW	1:37.461	1:37.552	0.091
7	44	MANGION	21.842	27	MCKENNA	38.573	33	SHAW	37.539	7	44	MANGION	1:37.684	1:37.801	0.117
8	15	MANCHESTER	21.912	15	MANCHESTER	38.668	15	MANCHESTER	37.816	8	15	MANCHESTER	1:38.396	1:38.459	0.063
9	22	MANGION	21.953	22	MANGION	38.897	19	NOBLE	38.158	9	22	MANGION	1:39.191	1:39.346	0.155
10	19	NOBLE	21.966	61	MITCHELL	38.946	61	MITCHELL	38.302	10	61	MITCHELL	1:39.218	1:39.694	0.476
11	61	MITCHELL	21.970	19	NOBLE	39.155	22	MANGION	38.341	11	19	NOBLE	1:39.279	1:39.631	0.352



# 2024 Protyre Motorsport Ginetta GT Championship

## RACE 1 - ROUND 6 - BEST SPEEDS

POS	INTERMEDIATE 1			INTERMEDIATE 2			FINISH LINE		
	NO	NAME	MPH	NO	NAME	MPH	NO	NAME	MPH
1	71	GARLICK	125.2	33	SHAW	123.8	24	DOUGLASS	87.6
2	27	MCKENNA	125.2	71	GARLICK	123.3	71	GARLICK	87.2
3	24	DOUGLASS	124.2	57	WHITE	122.9	57	WHITE	87.1
4	63	GARLICK	124.2	63	GARLICK	122.9	44	MANGION	87.0
5	33	SHAW	124.2	61	MITCHELL	122.9	33	SHAW	86.9
6	57	WHITE	124.0	24	DOUGLASS	122.6	19	NOBLE	86.9
7	44	MANGION	123.5	27	MCKENNA	122.6	15	MANCHESTER	86.8
8	61	MITCHELL	123.5	44	MANGION	122.6	27	MCKENNA	86.7
9	19	NOBLE	123.3	19	NOBLE	122.6	22	MANGION	86.7
10	22	MANGION	123.1	22	MANGION	122.4	63	GARLICK	86.3
11	15	MANCHESTER	122.6	15	MANCHESTER	122.2	61	MITCHELL	86.1

# 2024 Protyre Motorsport Ginetta GT Championship

## RACE 1 - ROUND 6 - STATISTICS

**Competitors Started** 11  
**Planned Start** 2024-05-25 @ 14:00:00.000  
**Actual Start** 2024-05-25 @ 13:57:08.406  
**Finish Time** 2024-05-25 @ 14:18:14.885  
**Track Length** 2.4873mi.  
**Total Laps** 143  
**Total Distance Covered** 355.6908mi.

### Session Fastest Lap History

NO	CL	NAME	LAP TIME	TIME OF DAY	LAP	VEHICLE
24	PRO	Mckenzie DOUGLASS	1:37.516	14:00:25.687	2	Fox Motorsport
24	PRO	Mckenzie DOUGLASS	1:37.252	14:02:02.939	3	Fox Motorsport
57	AM	Nick WHITE	1:37.209	14:02:04.029	3	Raceway Motorsport
24	PRO	Mckenzie DOUGLASS	1:37.179	14:05:17.347	5	Fox Motorsport
24	PRO	Mckenzie DOUGLASS	1:37.162	14:10:09.178	8	Fox Motorsport
24	PRO	Mckenzie DOUGLASS	1:37.077	14:11:46.255	9	Fox Motorsport

### Session Leader History

NO	CL	NAME	FROM LAP	LAPS LED	DISTANCE	VEHICLE
24	PRO	Mckenzie DOUGLASS	1	13	32.29 miles	Fox Motorsport

### Flag History

TYPE	TIME OF DAY
GREEN	13:57:08.406
FINISH	14:18:14.885

### Flag Statistics

TYPE	COUNT	TOTAL LAPS	TOTAL TIME
Green	1	13	23:58.730
Red	0	0	0.000
Safety Car	0	0	0.000
FCY	0	0	0.000

# 2024 Protyre Motorsport Ginetta GT Championship

## RACE 1 - ROUND 6 - STATISTICS

CLASS : PRO

6 Starters

### Fastest Lap History

NO	NAME	LAP TIME	TIME OF DAY	LAP	VEHICLE
24	Mckenzie DOUGLASS	1:37.516	14:00:25.687	2	Fox Motorsport
24	Mckenzie DOUGLASS	1:37.252	14:02:02.939	3	Fox Motorsport
24	Mckenzie DOUGLASS	1:37.229	14:03:40.169	4	Fox Motorsport
24	Mckenzie DOUGLASS	1:37.179	14:05:17.347	5	Fox Motorsport
24	Mckenzie DOUGLASS	1:37.162	14:10:09.178	8	Fox Motorsport
24	Mckenzie DOUGLASS	1:37.077	14:11:46.255	9	Fox Motorsport

### Leader History

NO	NAME	FROM LAP	LAPS LED	DISTANCE	VEHICLE
24	Mckenzie DOUGLASS	1	13	32.29 miles	Fox Motorsport

# 2024 Protyre Motorsport Ginetta GT Championship

## RACE 1 - ROUND 6 - STATISTICS

CLASS : AM

5 Starters

### Fastest Lap History

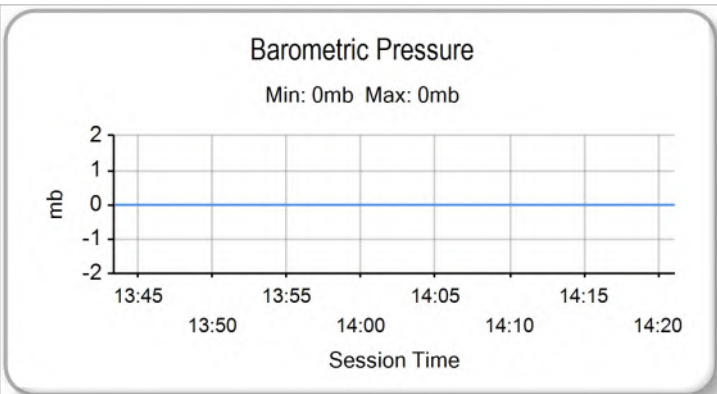
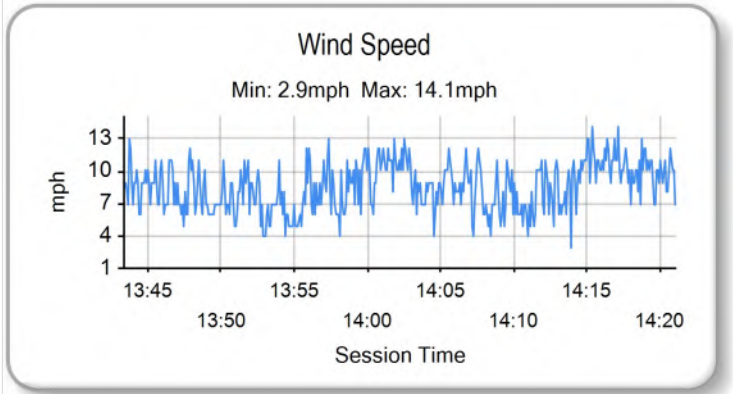
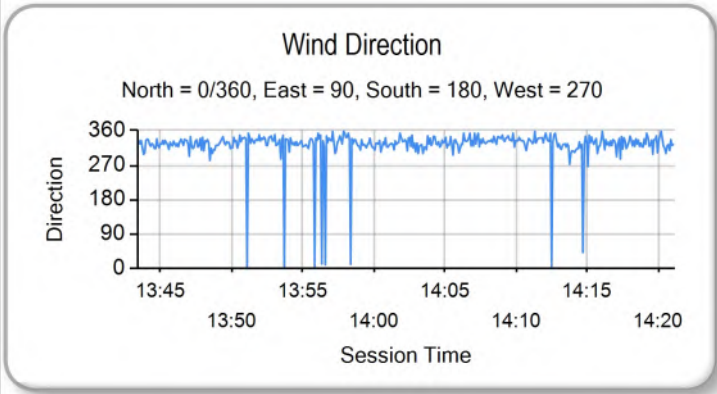
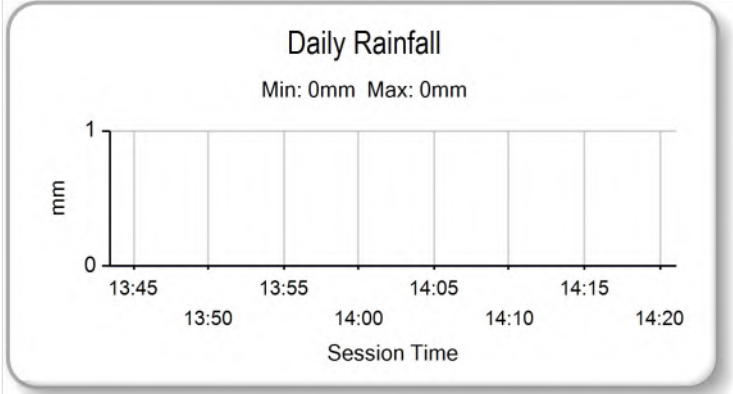
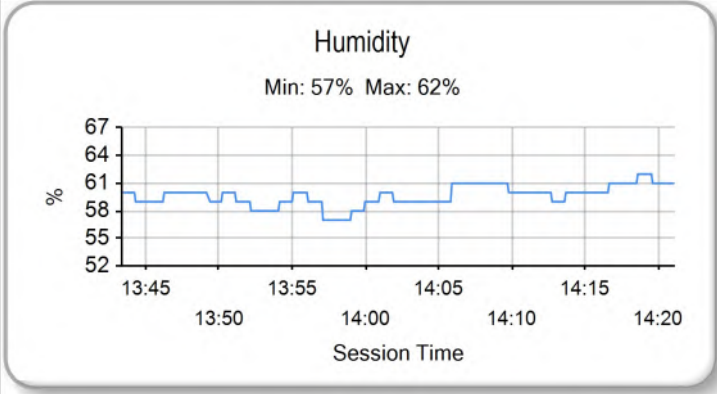
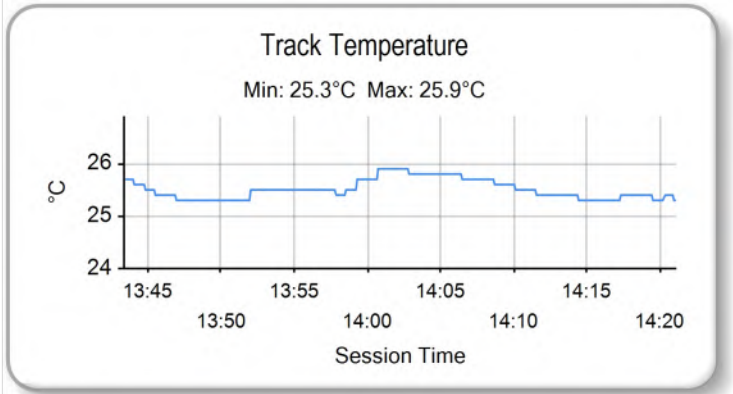
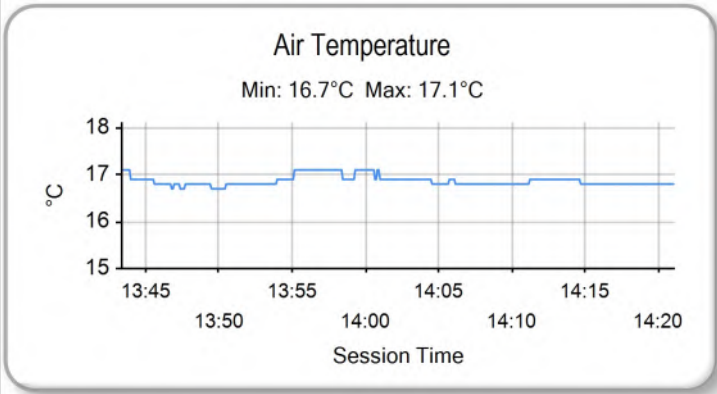
NO	NAME	LAP TIME	TIME OF DAY	LAP	VEHICLE
57	Nick WHITE	1:38.084	14:00:26.820	2	Raceway Motorsport
57	Nick WHITE	1:37.209	14:02:04.029	3	Raceway Motorsport
57	Nick WHITE	1:37.101	14:11:48.317	9	Raceway Motorsport

### Leader History

NO	NAME	FROM LAP	LAPS LED	DISTANCE	VEHICLE
57	Nick WHITE	1	13	32.29 miles	Raceway Motorsport

# 2024 Protyre Motorsport Ginetta GT Championship

## RACE 1 - ROUND 6 - WEATHER CONDITIONS



## 2024 Protyre Motorsport Ginetta GT Championship

### RACE 2 - ROUND 7 - CLASSIFICATION - AMENDED

Race Distance: 12 Laps / 29.84 miles

POS	NO	CL	PIC	NAME	NAT	ENTRY	LAPS	TIME	GAP	DIFF	MPH	BEST	ON	GRD	↑↓
1	24	PRO	1	Mckenzie DOUGLASS	GBR	Fox Motorsport	12	21:11.842			84.37	1:45.250	11	1	0
2	57	AM	1	Nick WHITE	GBR	Raceway Motorsport	12	21:25.031	13.189	13.189	83.51	1:45.882	11	2	0
3	71	PRO	2	Luke GARLICK	GBR	Xentek Motorsport	12	21:28.314	16.472	3.283	83.30	1:45.998	11	4	1
4	63*	PRO	3	Conner GARLICK	GBR	Xentek Motorsport	12	21:35.343	23.501	7.029	82.84	1:45.746	10	5	1
5	27*	PRO	4	Ben MCKENNA	GBR	MDD Racing	12	21:30.399			83.16	1:45.419	11	6	1
6	15	PRO	5	Jack MANCHESTER	GBR	Pace Performance	12	21:47.266	35.424		82.09	1:46.642	10	7	1
7	22	AM	2	Peter MANGION	GBR	Raceway Motorsport	12	21:56.535	44.693	9.269	81.51	1:47.910	10	8	1
8	61	AM	3	Gracie MITCHELL	GBR	MDD Racing	12	21:57.710	45.868	1.175	81.44	1:47.936	11	9	1
9	19	AM	4	Callum NOBLE	GBR	Xentek Motorsport	12	21:58.626	46.784	0.916	81.38	1:47.996	12	10	1
10	44	PRO	6	Harry MANGION	GBR	Raceway Motorsport	12	21:59.058	47.216	0.432	81.35	1:47.723	12	11	1
11	33	AM	5	Matt SHAW	GBR	Raceway Motorsport	12	22:07.294	55.452	8.236	80.85	1:46.881	10	3	-8

#### FASTEST LAP

24	PRO	Mckenzie DOUGLASS	GBR	Fox Motorsport	11	1:45.250	85.07 mph	136.91 kph
57	AM	Nick WHITE	GBR	Raceway Motorsport	11	1:45.882	84.57 mph	136.10 kph

#### Comments:

\*Car 63 - 5 second time penalty for exceeding track limits

\*Car 27 - 1 place position penalty for gaining an unfair advantage, Regulation C2.3 refers.

Weather / Track : Rain / Wet

These results are provisional until the conclusion of any judicial and technical matters.

Date: 26/05/2024 Start: 09:08 Finish: 09:29

Donington Park GP: 2.4873 miles

Clerk Of Course: Paul Levitt

Stewards:

Timekeeper: Gethin Rees



Results can be found at [www.tsl-timing.com](http://www.tsl-timing.com)

Printed - 11:20 Sunday, 26 May 2024

# 2024 Protyre Motorsport Ginetta GT Championship

## RACE 2 - ROUND 7 - LAP CHART

LAP 1 @ 09:10:17.316			LAP 2 @ 09:12:04.331			LAP 3 @ 09:13:50.297			LAP 4 @ 09:15:35.941			LAP 5 @ 09:17:21.516		
NO	BEHIND	LAP TIME	NO	BEHIND	LAP TIME	NO	BEHIND	LAP TIME	NO	BEHIND	LAP TIME	NO	BEHIND	LAP TIME
24		1:49.450	24		1:47.015	24		1:45.966	24		1:45.644	24		1:45.575
57	1.713	1:51.163	57	2.414	1:47.716	57	3.647	1:47.199	57	5.727	1:47.724	57	7.055	1:46.903
33	2.751	1:52.201	33	4.372	1:48.636	33	6.437	1:48.031	33	7.950	1:47.157	33	9.348	1:46.973
71	3.405	1:52.855	71	5.053	1:48.663	71	6.994	1:47.907	71	8.560	1:47.210	71	9.767	1:46.782
63	3.649	1:53.099	63	6.073	1:49.439	63	7.666	1:47.559	63	9.051	1:47.029	63	10.636	1:47.160
22	6.217	1:55.667	22	9.770	1:50.568	27	13.483	1:47.547	27	14.736	1:46.897	27	14.987	1:45.826
15	6.734	1:56.184	15	10.387	1:50.668	15	15.074	1:50.653	15	18.556	1:49.126	15	20.774	1:47.793
61	9.057	1:58.507	27	11.902	1:48.298	22	15.684	1:51.880	22	20.368	1:50.328	22	23.270	1:48.477
19	9.219	1:58.669	61	13.470	1:51.428	61	17.688	1:50.184	61	21.502	1:49.458	61	24.360	1:48.433
27	10.619	2:00.069	19	14.140	1:51.936	19	18.541	1:50.367	19	22.445	1:49.548	19	25.679	1:48.809
44	10.828	2:00.278	44	15.040	1:51.227	44	19.182	1:50.108	44	23.247	1:49.709	44	26.549	1:48.877

# 2024 Protyre Motorsport Ginetta GT Championship

## RACE 2 - ROUND 7 - LAP CHART

LAP 6 @ 09:19:07.024			LAP 7 @ 09:20:52.533			LAP 8 @ 09:22:37.813			LAP 9 @ 09:24:23.474			LAP 10 @ 09:26:09.186		
NO	BEHIND	LAP TIME	NO	BEHIND	LAP TIME	NO	BEHIND	LAP TIME	NO	BEHIND	LAP TIME	NO	BEHIND	LAP TIME
24		1:45.508	24		1:45.509	24		1:45.280	24		1:45.661	24		1:45.712
57	8.334	1:46.787	57	9.461	1:46.636	57	10.524	1:46.343	57	11.087	1:46.224	57	11.639	1:46.264
71	12.356	1:48.097	71	13.070	1:46.223	71	13.901	1:46.111	71	14.564	1:46.324	71	14.891	1:46.039
63	12.610	1:47.482	63	13.674	1:46.573	63	14.494	1:46.100	63	15.215	1:46.382	63	15.249	1:45.746
27	15.484	1:46.005	27	15.864	1:45.889	27	16.789	1:46.205	27	17.095	1:45.967	27	17.049	1:45.666
15	22.590	1:47.324	15	25.026	1:47.945	15	26.896	1:47.150	15	28.905	1:47.670	15	29.835	1:46.642
22	26.699	1:48.937	22	29.904	1:48.714	22	32.969	1:48.345	22	35.465	1:48.157	22	37.663	1:47.910
61	28.234	1:49.382	61	31.070	1:48.345	61	34.594	1:48.804	61	37.287	1:48.354	61	39.645	1:48.070
19	29.160	1:48.989	19	32.503	1:48.852	19	35.238	1:48.015	19	38.052	1:48.475	19	40.757	1:48.417
44	30.573	1:49.532	44	33.408	1:48.344	44	36.085	1:47.957	44	38.860	1:48.436	44	41.195	1:48.047
33	43.677	2:19.837	33	45.162	1:46.994	33	47.432	1:47.550	33	48.917	1:47.146	33	50.086	1:46.881



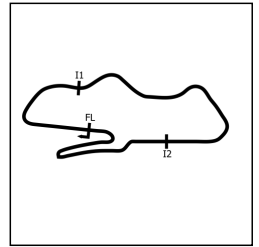
# 2024 Protyre Motorsport Ginetta GT Championship

## RACE 2 - ROUND 7 - LAP CHART

LAP 11 @ 09:27:54.436			LAP 12 @ 09:29:39.708		
NO	BEHIND	LAP TIME	NO	BEHIND	LAP TIME
24		1:45.250	24		1:45.272
57	12.271	1:45.882	57	13.189	1:46.190
71	15.639	1:45.998	71	16.472	1:46.105
63	16.297	1:46.298	63	18.501	1:47.476
27	17.218	1:45.419	27	18.557	1:46.611
15	33.064	1:48.479	15	35.424	1:47.632
22	40.841	1:48.428	22	44.693	1:49.124
61	42.331	1:47.936	61	45.868	1:48.809
19	44.060	1:48.553	19	46.784	1:47.996
44	44.765	1:48.820	44	47.216	1:47.723
33	52.129	1:47.293	33	55.452	1:48.595

# 2024 Protyre Motorsport Ginetta GT Championship

## RACE 2 - ROUND 7 - SECTOR ANALYSIS



SECTOR 1 = FL to I1, SECTOR 2 = I1 to I2, SECTOR 3 = I2 to FL, DIFF = Difference To Personal Best Lap, P = Crossed Finish Line in Pit Lane, D = Time Disallowed

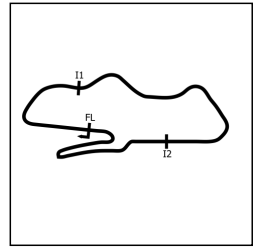
P1		24 PRO		Mckenzie DOUGLASS			Fox Motorsport				
IDEAL LAP TIME : 1:45.153		BEST LAP TIME : 1:45.250			DIFFERENCE : 0.097						
LAP	SECTOR 1	SECTOR 2		SECTOR 3		LAP TIME	MPH	DIFF	TIME OF DAY		
1 -		117.7	42.698	118.1	41.447	84.9	1:49.450	81.81	4.200	09:10:17.316	
2 -	23.285	118.3	42.533	118.1	41.197	85.5	1:47.015	83.67	1.765	09:12:04.331	
3 -	23.091	120.2	42.117	117.9	40.758	85.7	1:45.966	84.50	0.716	09:13:50.297	
4 -	23.122	120.6	42.269	118.1	<b>40.253</b>	<b>85.8</b>	1:45.644	84.76	0.394	09:15:35.941	
5 -	22.960	<b>121.1</b>	42.259	118.1	40.356	85.5	1:45.575	84.81	0.325	09:17:21.516	
6 -	23.011	120.9	42.046	<b>118.3</b>	40.451	85.1	1:45.508	84.86	0.258	09:19:07.024	
7 -	<b>22.959</b>	120.9	42.183	118.1	40.367	85.2	1:45.509	84.86	0.259	09:20:52.533	
8 -	22.995	120.6	41.985	118.1	40.300	85.3	1:45.280 (3)	85.05	0.030	09:22:37.813	
9 -	23.015	120.6	42.134	<b>118.3</b>	40.512	85.2	1:45.661	84.74	0.411	09:24:23.474	
10 -	23.051	118.9	42.250	118.1	40.411	84.7	1:45.712	84.70	0.462	09:26:09.186	
11 -	22.995	120.9	<b>41.941</b>	<b>118.3</b>	40.314	85.0	<b>1:45.250 (1)</b>	<b>85.07</b>		<b>09:27:54.436</b>	
12 -	23.058	120.4	41.948	118.1	40.266	84.6	1:45.272 (2)	85.06	0.022	09:29:39.708	

P2		57 AM		Nick WHITE			Raceway Motorsport				
IDEAL LAP TIME : 1:45.822		BEST LAP TIME : 1:45.882			DIFFERENCE : 0.060						
LAP	SECTOR 1	SECTOR 2		SECTOR 3		LAP TIME	MPH	DIFF	TIME OF DAY		
1 -		112.4	43.281	<b>118.3</b>	42.106	84.8	1:51.163	80.55	5.281	09:10:19.029	
2 -	23.687	113.9	42.625	<b>118.3</b>	41.404	85.1	1:47.716	83.13	1.834	09:12:06.745	
3 -	23.638	114.9	42.514	118.1	41.047	84.7	1:47.199	83.53	1.317	09:13:53.944	
4 -	23.552	114.7	42.458	117.9	41.714	85.2	1:47.724	83.12	1.842	09:15:41.668	
5 -	23.400	<b>115.3</b>	42.465	117.5	41.038	85.3	1:46.903	83.76	1.021	09:17:28.571	
6 -	23.307	<b>115.3</b>	42.360	117.7	41.120	<b>85.4</b>	1:46.787	83.85	0.905	09:19:15.358	
7 -	23.358	114.3	42.474	117.7	40.804	85.2	1:46.636	83.97	0.754	09:21:01.994	
8 -	23.182	114.1	42.437	118.1	40.724	84.7	1:46.343	84.20	0.461	09:22:48.337	
9 -	23.345	112.9	42.393	117.7	<b>40.486</b>	85.0	1:46.224 (3)	84.29	0.342	09:24:34.561	
10 -	23.301	115.1	42.345	117.7	40.618	85.2	1:46.264	84.26	0.382	09:26:20.825	
11 -	23.208	114.5	<b>42.169</b>	117.9	40.505	85.1	<b>1:45.882 (1)</b>	<b>84.57</b>		<b>09:28:06.707</b>	
12 -	<b>23.167</b>	114.9	42.435	117.5	40.588	84.8	1:46.190 (2)	84.32	0.308	09:29:52.897	

P3		71 PRO		Luke GARLICK			Xentek Motorsport				
IDEAL LAP TIME : 1:45.824		BEST LAP TIME : 1:45.998			DIFFERENCE : 0.174						
LAP	SECTOR 1	SECTOR 2		SECTOR 3		LAP TIME	MPH	DIFF	TIME OF DAY		
1 -		106.3	44.305	118.1	42.209	83.0	1:52.855	79.34	6.857	09:10:20.721	
2 -	24.407	112.2	42.900	<b>118.9</b>	41.356	84.4	1:48.663	82.40	2.665	09:12:09.384	
3 -	23.584	115.3	42.955	118.3	41.368	84.2	1:47.907	82.98	1.909	09:13:57.291	
4 -	23.491	117.3	42.757	<b>118.9</b>	40.962	84.3	1:47.210	83.52	1.212	09:15:44.501	
5 -	23.375	<b>119.1</b>	42.368	<b>118.9</b>	41.039	<b>85.5</b>	1:46.782	83.85	0.784	09:17:31.283	
6 -	23.318	116.9	43.424	118.7	41.355	85.0	1:48.097	82.83	2.099	09:19:19.380	
7 -	23.378	118.7	42.311	118.5	40.534	85.0	1:46.223	84.29	0.225	09:21:05.603	
8 -	23.273	118.5	42.342	118.5	40.496	85.0	1:46.111	84.38	0.113	09:22:51.714	
9 -	23.270	118.9	42.422	118.5	40.632	84.6	1:46.324	84.21	0.326	09:24:38.038	
10 -	23.280	118.9	<b>42.202</b>	118.3	40.557	84.7	1:46.039 (2)	84.44	0.041	09:26:24.077	
11 -	23.340	118.5	42.223	118.3	<b>40.435</b>	84.8	<b>1:45.998 (1)</b>	<b>84.47</b>		<b>09:28:10.075</b>	
12 -	<b>23.187</b>	<b>119.1</b>	42.322	117.9	40.596	84.9	1:46.105 (3)	84.39	0.107	09:29:56.180	

# 2024 Protyre Motorsport Ginetta GT Championship

## RACE 2 - ROUND 7 - SECTOR ANALYSIS



SECTOR 1 = FL to I1, SECTOR 2 = I1 to I2, SECTOR 3 = I2 to FL, DIFF = Difference To Personal Best Lap, P = Crossed Finish Line in Pit Lane, D = Time Disallowed

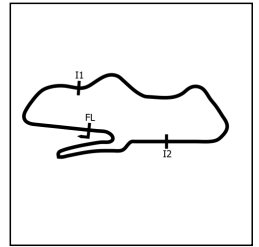
P4		27 PRO		Ben MCKENNA		MDD Racing				
IDEAL LAP TIME : 1:45.034		BEST LAP TIME : 1:45.419		DIFFERENCE : 0.385						
LAP	SECTOR 1	SECTOR 2	SECTOR 3	LAP TIME	MPH	DIFF	TIME OF DAY			
1 -		102.4	44.424	116.1	43.280	84.7	2:00.069	74.57	14.650	09:10:27.935
2 -	23.688	110.7	43.051	117.7	41.559	83.9	1:48.298	82.68	2.879	09:12:16.233
3 -	23.356	115.5	43.080	117.5	41.111	84.8	1:47.547	83.26	2.128	09:14:03.780
4 -	23.473	115.3	42.477	117.1	40.947	84.5	1:46.897	83.76	1.478	09:15:50.677
5 -	23.249	115.3	42.389	117.9	40.188	86.3	1:45.826 (3)	84.61	0.407	09:17:36.503
6 -	23.154	117.5	42.477	117.9	40.374	85.8	1:46.005	84.47	0.586	09:19:22.508
7 -	23.237	120.2	<b>42.169</b>	118.1	40.483	86.0	1:45.889	84.56	0.470	09:21:08.397
8 -	23.274	120.0	42.639	118.1	40.292	<b>86.5</b>	1:46.205	84.31	0.786	09:22:54.602
9 -	23.126	120.6	42.417	117.7	40.424	86.4	1:45.967	84.50	0.548	09:24:40.569
10 -	<b>23.022</b>	120.0	42.343	<b>118.3</b>	40.301	85.9	1:45.666 (2)	84.74	0.247	09:26:26.235
<b>11 -</b>	23.142	<b>121.1</b>	42.434	118.1	<b>39.843</b>	85.9	<b>1:45.419 (1)</b>	<b>84.94</b>		<b>09:28:11.654</b>
12 -	23.102	<b>121.1</b>	42.522	<b>118.3</b>	40.987	84.5	1:46.611	83.99	1.192	09:29:58.265

P5		63 PRO		Conner GARLICK		Xentek Motorsport				
IDEAL LAP TIME : 1:45.666		BEST LAP TIME : 1:45.746		DIFFERENCE : 0.080						
LAP	SECTOR 1	SECTOR 2	SECTOR 3	LAP TIME	MPH	DIFF	TIME OF DAY			
1 -		100.9	44.273	117.7	42.177	84.3	1:53.099	79.17	7.353	09:10:20.965
2 -	24.551	109.6	43.121	118.3	41.767	84.6	1:49.439	81.82	3.693	09:12:10.404
3 -	23.371	115.9	42.688	118.7	41.500	84.4	1:47.559	83.25	1.813	09:13:57.963
4 -	23.394	116.7	42.499	<b>119.6</b>	41.136	<b>85.2</b>	1:47.029	83.66	1.283	09:15:44.992
5 -	23.246	115.1	42.627	118.7	41.287	85.1	1:47.160	83.56	1.414	09:17:32.152
6 -	23.237	115.9	42.853	118.7	41.392	83.9	1:47.482	83.31	1.736	09:19:19.634
7 -	23.474	112.9	42.326	118.5	40.773	84.8	1:46.573	84.02	0.827	09:21:06.207
8 -	23.502	114.9	42.162	118.7	40.436	<b>85.2</b>	1:46.100 (2)	84.39	0.354	09:22:52.307
9 -	23.840	115.3	<b>42.145</b>	118.7	<b>40.397</b>	84.2	1:46.382	84.17	0.636	09:24:38.689
<b>10 -</b>	<b>23.124</b>	<b>117.7</b>	42.216	118.5	40.406	84.0	<b>1:45.746 (1)</b>	<b>84.67</b>		<b>09:26:24.435</b>
11 -	23.236	115.7	42.339	118.1	40.723	84.8	1:46.298 (3)	84.23	0.552	09:28:10.733
12 -	23.718	114.3	42.171	118.3	41.587	82.9	1:47.476	83.31	1.730	09:29:58.209

P6		15 PRO		Jack MANCHESTER		Pace Performance				
IDEAL LAP TIME : 1:46.535		BEST LAP TIME : 1:46.642		DIFFERENCE : 0.107						
LAP	SECTOR 1	SECTOR 2	SECTOR 3	LAP TIME	MPH	DIFF	TIME OF DAY			
1 -		89.8	45.779	116.5	42.552	84.2	1:56.184	77.07	9.542	09:10:24.050
2 -	23.955	107.8	43.905	117.5	42.808	83.5	1:50.668	80.91	4.026	09:12:14.718
3 -	23.914	111.8	43.884	117.3	42.855	83.6	1:50.653	80.92	4.011	09:14:05.371
4 -	23.940	113.3	43.404	116.9	41.782	84.0	1:49.126	82.05	2.484	09:15:54.497
5 -	23.586	116.5	42.839	<b>117.7</b>	41.368	<b>85.1</b>	1:47.793	83.07	1.151	09:17:42.290
6 -	23.661	112.4	42.829	117.3	40.834	84.0	1:47.324 (3)	83.43	0.682	09:19:29.614
7 -	23.454	117.3	43.445	114.3	41.046	84.5	1:47.945	82.95	1.303	09:21:17.559
8 -	23.346	115.9	42.700	116.3	41.104	84.6	1:47.150 (2)	83.56	0.508	09:23:04.709
9 -	23.509	104.3	43.100	116.9	41.061	84.5	1:47.670	83.16	1.028	09:24:52.379
<b>10 -</b>	23.448	<b>117.9</b>	<b>42.642</b>	116.9	<b>40.552</b>	84.6	<b>1:46.642 (1)</b>	<b>83.96</b>		<b>09:26:39.021</b>
11 -	23.405	<b>117.9</b>	42.738	116.1	42.336	84.5	1:48.479	82.54	1.837	09:28:27.500
12 -	<b>23.341</b>	117.3	43.234	116.5	41.057	84.2	1:47.632	83.19	0.990	09:30:15.132

# 2024 Protyre Motorsport Ginetta GT Championship

## RACE 2 - ROUND 7 - SECTOR ANALYSIS



SECTOR 1 = FL to I1, SECTOR 2 = I1 to I2, SECTOR 3 = I2 to FL, DIFF = Difference To Personal Best Lap, P = Crossed Finish Line in Pit Lane, D = Time Disallowed

P7		22 AM		Peter MANGION		Raceway Motorsport					
IDEAL LAP TIME : 1:47.656		BEST LAP TIME : 1:47.910		DIFFERENCE : 0.254							
LAP	SECTOR 1		SECTOR 2		SECTOR 3		LAP TIME	MPH	DIFF	TIME OF DAY	
1 -		97.5	45.468	117.5	42.975	84.5	1:55.667	77.41	7.757	09:10:23.533	
2 -	23.962	109.2	43.400	117.9	43.206	83.0	1:50.568	80.98	2.658	09:12:14.101	
3 -	23.926	111.4	44.009	116.9	43.945	83.4	1:51.880	80.03	3.970	09:14:05.981	
4 -	23.968	108.4	44.096	<b>118.1</b>	42.264	85.2	1:50.328	81.16	2.418	09:15:56.309	
5 -	23.468	110.9	43.379	<b>118.1</b>	41.630	<b>85.3</b>	1:48.477	82.54	0.567	09:17:44.786	
6 -	23.545	109.2	43.294	<b>118.1</b>	42.098	83.2	1:48.937	82.19	1.027	09:19:33.723	
7 -	23.634	113.7	43.150	117.7	41.930	84.2	1:48.714	82.36	0.804	09:21:22.437	
8 -	23.469	112.4	43.246	117.5	41.630	84.4	1:48.345 (3)	82.64	0.435	09:23:10.782	
9 -	23.306	113.3	<b>42.998</b>	117.5	41.853	83.7	1:48.157 (2)	82.79	0.247	09:24:58.939	
<b>10 -</b>	<b>23.402</b>	110.7	43.132	117.7	<b>41.376</b>	85.0	<b>1:47.910 (1)</b>	<b>82.98</b>		<b>09:26:46.849</b>	
11 -	<b>23.282</b>	112.2	43.321	117.5	41.825	84.4	1:48.428	82.58	0.518	09:28:35.277	
12 -	23.310	<b>114.1</b>	43.280	117.3	42.534	82.5	1:49.124	82.05	1.214	09:30:24.401	

P8		61 AM		Gracie MITCHELL		MDD Racing					
IDEAL LAP TIME : 1:47.892		BEST LAP TIME : 1:47.936		DIFFERENCE : 0.044							
LAP	SECTOR 1		SECTOR 2		SECTOR 3		LAP TIME	MPH	DIFF	TIME OF DAY	
1 -		94.6	46.106	117.7	44.284	83.7	1:58.507	75.55	10.571	09:10:26.373	
2 -	24.256	110.1	43.897	118.1	43.275	82.8	1:51.428	80.36	3.492	09:12:17.801	
3 -	24.041	112.2	43.774	116.9	42.369	83.3	1:50.184	81.26	2.248	09:14:07.985	
4 -	23.880	113.1	43.479	117.5	42.099	83.5	1:49.458	81.80	1.522	09:15:57.443	
5 -	23.656	115.3	43.073	117.9	41.704	83.7	1:48.433	82.58	0.497	09:17:45.876	
6 -	24.053	116.3	43.263	117.5	42.066	83.5	1:49.382	81.86	1.446	09:19:35.258	
7 -	23.652	113.7	42.881	117.9	41.812	84.0	1:48.345 (3)	82.64	0.409	09:21:23.603	
8 -	23.821	116.1	43.281	117.7	41.702	<b>84.2</b>	1:48.804	82.29	0.868	09:23:12.407	
9 -	23.653	115.7	42.838	<b>118.3</b>	41.863	83.7	1:48.354	82.64	0.418	09:25:00.761	
10 -	23.550	118.1	<b>42.777</b>	118.1	41.743	82.8	1:48.070 (2)	82.85	0.134	09:26:48.831	
<b>11 -</b>	<b>23.511</b>	119.4	42.821	117.1	<b>41.604</b>	83.3	<b>1:47.936 (1)</b>	<b>82.96</b>		<b>09:28:36.767</b>	
12 -	23.521	<b>119.6</b>	43.177	116.7	42.111	82.7	1:48.809	82.29	0.873	09:30:25.576	

P9		19 AM		Callum NOBLE		Xentek Motorsport					
IDEAL LAP TIME : 1:47.450		BEST LAP TIME : 1:47.996		DIFFERENCE : 0.546							
LAP	SECTOR 1		SECTOR 2		SECTOR 3		LAP TIME	MPH	DIFF	TIME OF DAY	
1 -		94.7	46.151	117.3	43.898	83.7	1:58.669	75.45	10.673	09:10:26.535	
2 -	24.484	108.0	44.814	117.9	42.638	84.5	1:51.936	79.99	3.940	09:12:18.471	
3 -	24.011	112.7	43.816	117.9	42.540	84.2	1:50.367	81.13	2.371	09:14:08.838	
4 -	23.946	113.5	43.582	117.7	42.020	85.0	1:49.548	81.74	1.552	09:15:58.386	
5 -	23.700	113.7	43.484	118.1	41.625	85.3	1:48.809	82.29	0.813	09:17:47.195	
6 -	24.308	113.3	43.082	118.1	41.599	84.8	1:48.989	82.15	0.993	09:19:36.184	
7 -	23.824	116.9	43.387	118.1	41.641	85.2	1:48.852	82.26	0.856	09:21:25.036	
8 -	23.584	117.3	43.026	<b>118.7</b>	41.405	<b>85.4</b>	1:48.015 (2)	82.90	0.019	09:23:13.051	
9 -	23.635	110.7	43.230	118.3	41.610	84.9	1:48.475	82.54	0.479	09:25:01.526	
10 -	<b>23.452</b>	115.9	43.217	118.3	41.748	84.3	1:48.417 (3)	82.59	0.421	09:26:49.943	
11 -	23.599	<b>118.3</b>	43.724	118.3	<b>41.230</b>	84.9	1:48.553	82.48	0.557	09:28:38.496	
<b>12 -</b>	23.586	114.7	<b>42.768</b>	118.3	41.642	84.4	<b>1:47.996 (1)</b>	<b>82.91</b>		<b>09:30:26.492</b>	



# 2024 Protyre Motorsport Ginetta GT Championship

## RACE 2 - ROUND 7 - BEST SECTORS

SECTOR 1			SECTOR 2			SECTOR 3			IDEAL / BEST COMPARISON						
POS	NO	NAME	TIME	NO	NAME	TIME	NO	NAME	TIME	POS	NO	NAME	IDEAL	BEST	DIFF
													<b>PERFECT LAP</b>	<b>1:44.743</b>	
1	24	DOUGLASS	22.959	24	DOUGLASS	41.941	27	MCKENNA	39.843	1	27	MCKENNA	1:45.034	1:45.419	0.385
2	27	MCKENNA	23.022	63	GARLICK	42.145	24	DOUGLASS	40.253	2	24	DOUGLASS	1:45.153	1:45.250	0.097
3	63	GARLICK	23.124	57	WHITE	42.169	63	GARLICK	40.397	3	63	GARLICK	1:45.666	1:45.746	0.080
4	57	WHITE	23.167	27	MCKENNA	42.169	71	GARLICK	40.435	4	57	WHITE	1:45.822	1:45.882	0.060
5	71	GARLICK	23.187	71	GARLICK	42.202	57	WHITE	40.486	5	71	GARLICK	1:45.824	1:45.998	0.174
6	44	MANGION	23.240	33	SHAW	42.499	15	MANCHESTER	40.552	6	15	MANCHESTER	1:46.535	1:46.642	0.107
7	22	MANGION	23.282	15	MANCHESTER	42.642	33	SHAW	40.883	7	33	SHAW	1:46.689	1:46.881	0.192
8	33	SHAW	23.307	19	NOBLE	42.768	19	NOBLE	41.230	8	19	NOBLE	1:47.450	1:47.996	0.546
9	15	MANCHESTER	23.341	61	MITCHELL	42.777	22	MANGION	41.376	9	22	MANGION	1:47.656	1:47.910	0.254
10	19	NOBLE	23.452	44	MANGION	42.863	61	MITCHELL	41.604	10	44	MANGION	1:47.715	1:47.723	0.008
11	61	MITCHELL	23.511	22	MANGION	42.998	44	MANGION	41.612	11	61	MITCHELL	1:47.892	1:47.936	0.044

**2024 Protyre Motorsport Ginetta GT Championship**  
**RACE 2 - ROUND 7 - BEST SPEEDS**

POS	INTERMEDIATE 1			INTERMEDIATE 2			FINISH LINE		
	NO	NAME	MPH	NO	NAME	MPH	NO	NAME	MPH
1	24	DOUGLASS	121.1	63	GARLICK	119.6	27	MCKENNA	86.5
2	27	MCKENNA	121.1	71	GARLICK	118.9	24	DOUGLASS	85.8
3	61	MITCHELL	119.6	19	NOBLE	118.7	71	GARLICK	85.5
4	71	GARLICK	119.1	24	DOUGLASS	118.3	19	WHITE	85.4
5	33	SHAW	118.9	57	WHITE	118.3	19	NOBLE	85.4
6	19	NOBLE	118.3	27	MCKENNA	118.3	22	MANGION	85.3
7	15	MANCHESTER	117.9	61	MITCHELL	118.3	33	SHAW	85.3
8	63	GARLICK	117.7	44	MANGION	118.3	63	GARLICK	85.2
9	44	MANGION	116.3	33	SHAW	118.3	15	MANCHESTER	85.1
10	57	WHITE	115.3	22	MANGION	118.1	44	MANGION	85.1
11	22	MANGION	114.1	15	MANCHESTER	117.7	61	MITCHELL	84.2

# 2024 Protyre Motorsport Ginetta GT Championship

## RACE 2 - ROUND 7 - STATISTICS

<b>Competitors Started</b>	11
<b>Planned Start</b>	2024-05-26 @ 09:10:00.000
<b>Actual Start</b>	2024-05-26 @ 09:08:27.865
<b>Finish Time</b>	2024-05-26 @ 09:29:39.416
<b>Track Length</b>	2.4873mi.
<b>Total Laps</b>	132
<b>Total Distance Covered</b>	328.3300mi.

### Session Fastest Lap History

NO	CL	NAME	LAP TIME	TIME OF DAY	LAP	VEHICLE
24	PRO	Mckenzie DOUGLASS	1:47.015	09:12:04.352	2	Fox Motorsport
24	PRO	Mckenzie DOUGLASS	1:45.966	09:13:50.318	3	Fox Motorsport
24	PRO	Mckenzie DOUGLASS	1:45.644	09:15:35.963	4	Fox Motorsport
24	PRO	Mckenzie DOUGLASS	1:45.575	09:17:21.537	5	Fox Motorsport
24	PRO	Mckenzie DOUGLASS	1:45.508	09:19:07.046	6	Fox Motorsport
24	PRO	Mckenzie DOUGLASS	1:45.280	09:22:37.834	8	Fox Motorsport
24	PRO	Mckenzie DOUGLASS	1:45.250	09:27:54.457	11	Fox Motorsport

### Session Leader History

NO	CL	NAME	FROM LAP	LAPS LED	DISTANCE	VEHICLE
24	PRO	Mckenzie DOUGLASS	1	12	29.81 miles	Fox Motorsport

### Flag History

TYPE	TIME OF DAY
GREEN	09:08:27.865
FINISH	09:29:39.416

### Flag Statistics

TYPE	COUNT	TOTAL LAPS	TOTAL TIME
Green	1	12	24:33.578
Red	0	0	0.000
Safety Car	0	0	0.000
FCY	0	0	0.000



# 2024 Protyre Motorsport Ginetta GT Championship

## RACE 2 - ROUND 7 - STATISTICS

CLASS : PRO

6 Starters

### Fastest Lap History

NO	NAME	LAP TIME	TIME OF DAY	LAP	VEHICLE
24	Mckenzie DOUGLASS	1:47.015	09:12:04.352	2	Fox Motorsport
24	Mckenzie DOUGLASS	1:45.966	09:13:50.318	3	Fox Motorsport
24	Mckenzie DOUGLASS	1:45.644	09:15:35.963	4	Fox Motorsport
24	Mckenzie DOUGLASS	1:45.575	09:17:21.537	5	Fox Motorsport
24	Mckenzie DOUGLASS	1:45.508	09:19:07.046	6	Fox Motorsport
24	Mckenzie DOUGLASS	1:45.280	09:22:37.834	8	Fox Motorsport
24	Mckenzie DOUGLASS	1:45.250	09:27:54.457	11	Fox Motorsport

### Leader History

NO	NAME	FROM LAP	LAPS LED	DISTANCE	VEHICLE
24	Mckenzie DOUGLASS	1	12	29.81 miles	Fox Motorsport

## 2024 Protyre Motorsport Ginetta GT Championship

### RACE 2 - ROUND 7 - STATISTICS

CLASS : AM

5 Starters

#### Fastest Lap History

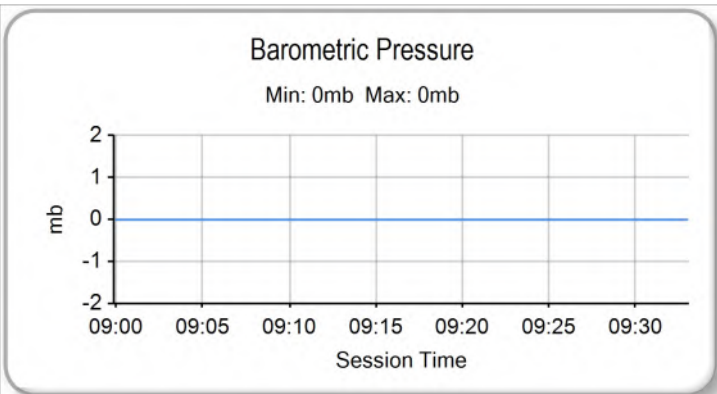
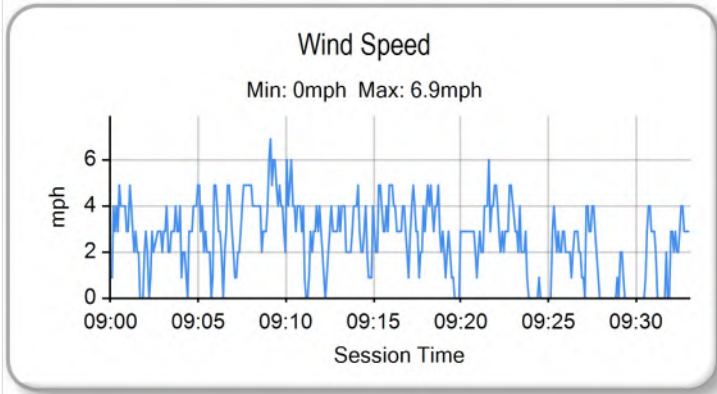
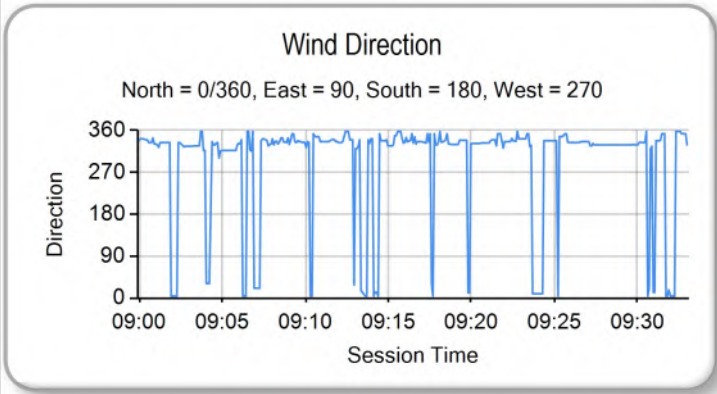
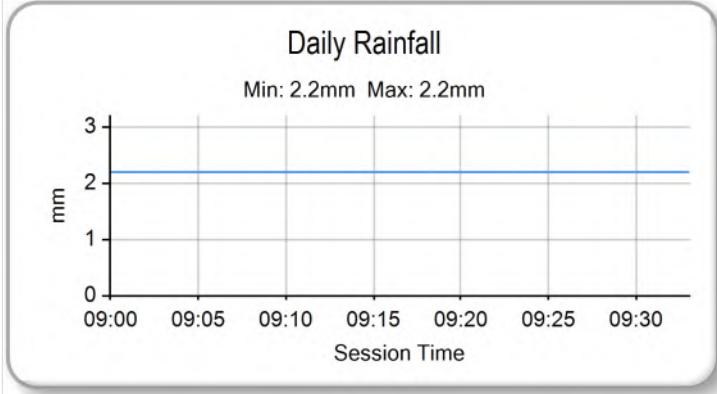
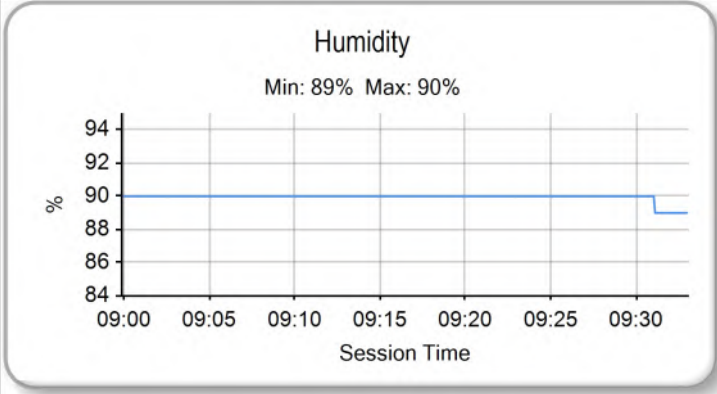
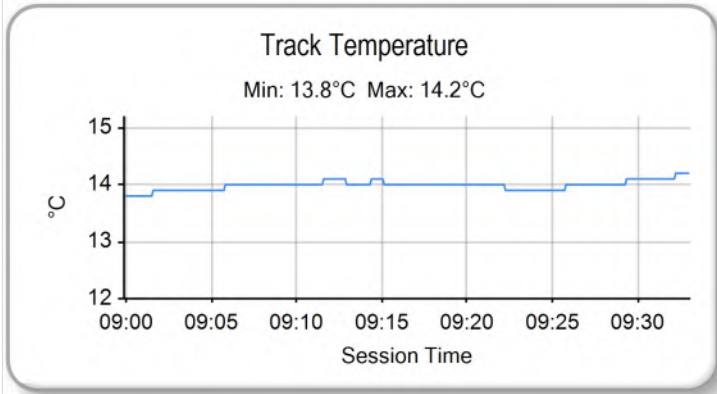
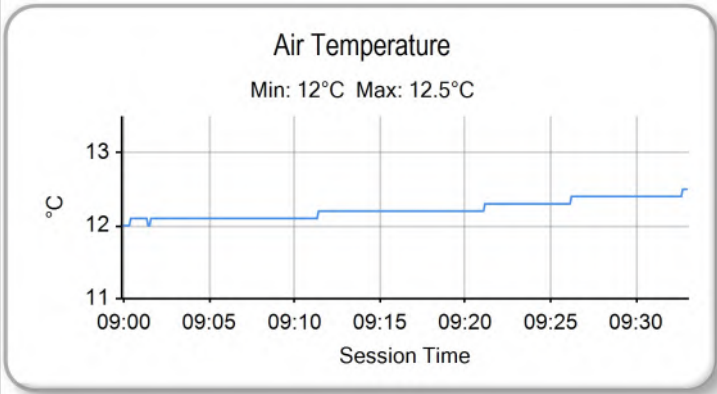
NO	NAME	LAP TIME	TIME OF DAY	LAP	VEHICLE
57	Nick WHITE	1:47.716	09:12:06.768	2	Raceway Motorsport
57	Nick WHITE	1:47.199	09:13:53.967	3	Raceway Motorsport
33	Matt SHAW	1:47.157	09:15:43.900	4	Raceway Motorsport
57	Nick WHITE	1:46.903	09:17:28.594	5	Raceway Motorsport
57	Nick WHITE	1:46.787	09:19:15.381	6	Raceway Motorsport
57	Nick WHITE	1:46.636	09:21:02.016	7	Raceway Motorsport
57	Nick WHITE	1:46.343	09:22:48.360	8	Raceway Motorsport
57	Nick WHITE	1:46.224	09:24:34.583	9	Raceway Motorsport
57	Nick WHITE	1:45.882	09:28:06.729	11	Raceway Motorsport

#### Leader History

NO	NAME	FROM LAP	LAPS LED	DISTANCE	VEHICLE
57	Nick WHITE	1	12	29.81 miles	Raceway Motorsport

# 2024 Protyre Motorsport Ginetta GT Championship

## RACE 2 - ROUND 7 - WEATHER CONDITIONS



**2024 Protyre Motorsport Ginetta GT Championship**  
**RACE 3 - ROUND 8 - GRID (20 minutes) - AMENDED**

ROW 6	11	<b>33</b> Matt SHAW	
ROW 5	9	<b>19</b> Callum NOBLE	10 <b>44</b> Harry MANGION
ROW 4	7	<b>22</b> Peter MANGION	8 <b>61</b> Gracie MITCHELL
ROW 3	5	<b>27</b> Ben MCKENNA	6 <b>15</b> Jack MANCHESTER
ROW 2	3	<b>71</b> Luke GARLICK	4 <b>63</b> Conner GARLICK
ROW 1	1	<b>24</b> Mckenzie DOUGLASS	2 <b>57</b> Nick WHITE
<b>Pole</b>			

These results are provisional until the conclusion of any judicial and technical matters.

Donington Park GP: 2.4873 miles

Clerk Of Course: Paul Levitt	Stewards:	Timekeeper: Gethin Rees	
------------------------------	-----------	-------------------------	--

Results can be found at [www.tsl-timing.com](http://www.tsl-timing.com)

Printed - 11:39 Sunday, 26 May 2024

## 2024 Protyre Motorsport Ginetta GT Championship

### RACE 3 - ROUND 8 - CLASSIFICATION

Race Distance: 10 Laps / 24.87 miles

POS	NO	CL	PIC	NAME	NAT	ENTRY	LAPS	TIME	GAP	DIFF	MPH	BEST	ON	GRD	↑↓
1	24	PRO	1	Mckenzie DOUGLASS	GBR	Fox Motorsport	10	16:18.972			91.32	1:37.258	5	1	0
2	71	PRO	2	Luke GARLICK	GBR	Xentek Motorsport	10	16:24.411	5.439	5.439	90.82	1:37.763	4	3	1
3	27	PRO	3	Ben MCKENNA	GBR	MDD Racing	10	16:29.170	10.198	4.759	90.38	1:38.258	9	5	2
4	57	AM	1	Nick WHITE	GBR	Raceway Motorsport	10	16:29.953	10.981	0.783	90.31	1:37.976	6	2	-2
5	63*	PRO	4	Conner GARLICK	GBR	Xentek Motorsport	10	16:37.702	18.730	7.749	89.61	1:37.898	9	4	-1
6	33	AM	2	Matt SHAW	GBR	Raceway Motorsport	10	16:41.696	22.724	3.994	89.25	1:38.362	5	11	5
7	15*	PRO	5	Jack MANCHESTER	GBR	Pace Performance	10	16:46.369	27.397	4.673	88.84	1:38.832	5	6	-1
8	22	AM	3	Peter MANGION	GBR	Raceway Motorsport	10	17:04.431	45.459	18.062	87.27	1:41.101	3	7	-1
9	61	AM	4	Gracie MITCHELL	GBR	MDD Racing	10	17:04.798	45.826	0.367	87.24	1:40.599	10	8	-1
10	19	AM	5	Callum NOBLE	GBR	Xentek Motorsport	10	17:14.937	55.965	10.139	86.38	1:40.662	10	9	-1

#### NOT CLASSIFIED

DNF	44	PRO		Harry MANGION	GBR	Raceway Motorsport	5	8:22.329	5 Laps	5 Laps	88.85	1:38.667	5	10	
-----	----	-----	--	---------------	-----	--------------------	---	----------	--------	--------	-------	----------	---	----	--

#### FASTEST LAP

24	PRO			Mckenzie DOUGLASS	GBR	Fox Motorsport	5	1:37.258			92.06 mph		148.17 kph	
57	AM			Nick WHITE	GBR	Raceway Motorsport	6	1:37.976			91.39 mph		147.08 kph	

#### Comments:

\*Cars 15 & 63 - 5 second time penalty for exceeding track limits

Weather / Track : Cloudy / Dry

These results are provisional until the conclusion of any judicial and technical matters.

Date: 26/05/2024 Start: 17:32 Finish: 17:48

Donington Park GP: 2.4873 miles

Clerk Of Course: Paul Levitt	Stewards:	Timekeeper: Gethin Rees	
------------------------------	-----------	-------------------------	--

Results can be found at [www.tsl-timing.com](http://www.tsl-timing.com)

Printed - 17:53 Sunday, 26 May 2024

# 2024 Protyre Motorsport Ginetta GT Championship

## RACE 3 - ROUND 8 - LAP CHART

LAP 1 @ 17:34:03.492			LAP 2 @ 17:35:41.269			LAP 3 @ 17:37:19.285			LAP 4 @ 17:38:57.010			LAP 5 @ 17:40:34.268		
NO	BEHIND	LAP TIME	NO	BEHIND	LAP TIME	NO	BEHIND	LAP TIME	NO	BEHIND	LAP TIME	NO	BEHIND	LAP TIME
24		1:39.699	24		1:37.777	24		1:38.016	24		1:37.725	24		1:37.258
71	1.547	1:41.246	71	2.226	1:38.456	71	2.208	1:37.998	71	2.246	1:37.763	71	2.939	1:37.951
27	1.906	1:41.605	27	2.999	1:38.870	27	3.572	1:38.589	27	4.579	1:38.732	27	5.628	1:38.307
63	2.631	1:42.330	57	5.444	1:39.247	57	5.523	1:38.095	57	6.148	1:38.350	57	7.400	1:38.510
57	3.974	1:43.673	63	5.896	1:41.042	63	7.470	1:39.590	63	9.026	1:39.281	63	10.017	1:38.249
15	4.363	1:44.062	15	6.570	1:39.984	15	8.238	1:39.684	15	9.847	1:39.334	15	11.421	1:38.832
44	4.740	1:44.439	44	8.613	1:41.650	44	9.442	1:38.845	44	10.445	1:38.728	44	11.854	1:38.667
22	5.746	1:45.445	22	9.892	1:41.923	22	12.977	1:41.101	33	14.718	1:39.142	33	15.822	1:38.362
61	6.768	1:46.467	33	11.786	1:42.242	33	13.301	1:39.531	22	17.362	1:42.110	22	21.788	1:41.684
19	7.252	1:46.951	19	12.219	1:42.744	19	16.051	1:41.848	61	22.434	1:42.944	61	26.708	1:41.532
33	7.321	1:47.020	61	13.258	1:44.267	61	17.215	1:41.973	19	31.374	1:53.048	19	35.208	1:41.092

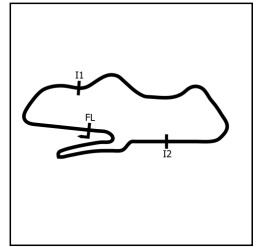
# 2024 Protyre Motorsport Ginetta GT Championship

## RACE 3 - ROUND 8 - LAP CHART

LAP 6 @ 17:42:11.893			LAP 7 @ 17:43:49.539			LAP 8 @ 17:45:27.190			LAP 9 @ 17:47:04.772			LAP 10 @ 17:48:42.765		
NO	BEHIND	LAP TIME	NO	BEHIND	LAP TIME	NO	BEHIND	LAP TIME	NO	BEHIND	LAP TIME	NO	BEHIND	LAP TIME
24		1:37.625	24		1:37.646	24		1:37.651	24		1:37.582	24		1:37.993
71	3.347	1:38.033	71	4.141	1:38.440	71	4.944	1:38.454	71	5.469	1:38.107	71	5.439	1:37.963
27	6.775	1:38.772	27	7.971	1:38.842	27	8.810	1:38.490	27	9.486	1:38.258	27	10.198	1:38.705
57	7.751	1:37.976	57	8.719	1:38.614	57	9.483	1:38.415	57	10.100	1:38.199	57	10.981	1:38.874
63	11.022	1:38.630	63	12.100	1:38.724	63	12.618	1:38.169	63	12.934	1:37.898	63	13.730	1:38.789
15	14.345	1:40.549	15	17.325	1:40.626	15	19.019	1:39.345	15	20.746	1:39.309	15	22.397	1:39.644
33	17.156	1:38.959	33	18.206	1:38.696	33	19.661	1:39.106	33	21.182	1:39.103	33	22.724	1:39.535
22	26.772	1:42.609	22	31.900	1:42.774	22	37.242	1:42.993	22	41.719	1:42.059	22	45.459	1:41.733
61	30.645	1:41.562	61	34.718	1:41.719	61	39.363	1:42.296	61	43.220	1:41.439	61	45.826	1:40.599
19	39.519	1:41.936	19	44.460	1:42.587	19	48.945	1:42.136	19	53.296	1:41.933	19	55.965	1:40.662

# 2024 Protyre Motorsport Ginetta GT Championship

## RACE 3 - ROUND 8 - SECTOR ANALYSIS



SECTOR 1 = FL to I1, SECTOR 2 = I1 to I2, SECTOR 3 = I2 to FL, DIFF = Difference To Personal Best Lap, P = Crossed Finish Line in Pit Lane, D = Time Disallowed

P1		24 PRO		Mckenzie DOUGLASS		Fox Motorsport				
IDEAL LAP TIME : 1:37.183		BEST LAP TIME : 1:37.258		DIFFERENCE : 0.075						
LAP	SECTOR 1	SECTOR 2	SECTOR 3	LAP TIME	MPH	DIFF	TIME OF DAY			
1 -		124.9	38.712	118.5	37.408	86.2	1:39.699	89.81	2.441	17:34:03.492
2 -	21.761	126.8	38.608	118.7	37.408	85.8	1:37.777	91.58	0.519	17:35:41.269
3 -	21.709	<b>127.0</b>	38.980	118.3	37.327	85.9	1:38.016	91.35	0.758	17:37:19.285
4 -	21.766	126.8	38.547	118.7	37.412	<b>86.5</b>	1:37.725	91.62	0.467	17:38:57.010
5 -	<b>21.668</b>	<b>127.0</b>	38.461	118.9	<b>37.129</b>	<b>86.5</b>	<b>1:37.258 (1)</b>	<b>92.06</b>		<b>17:40:34.268</b>
6 -	21.776	126.8	<b>38.386</b>	118.9	37.463	86.1	1:37.625 (3)	91.72	0.367	17:42:11.893
7 -	21.669	126.8	38.471	119.1	37.506	86.1	1:37.646	91.70	0.388	17:43:49.539
8 -	21.713	126.6	38.491	119.1	37.447	86.4	1:37.651	91.69	0.393	17:45:27.190
9 -	21.706	126.8	38.682	<b>119.8</b>	37.194	86.2	1:37.582 (2)	91.76	0.324	17:47:04.772
10 -	21.781	126.1	38.662	119.6	37.550	82.8	1:37.993	91.37	0.735	17:48:42.765

P2		71 PRO		Luke GARLUCK		Xentek Motorsport				
IDEAL LAP TIME : 1:37.733		BEST LAP TIME : 1:37.763		DIFFERENCE : 0.030						
LAP	SECTOR 1	SECTOR 2	SECTOR 3	LAP TIME	MPH	DIFF	TIME OF DAY			
1 -		124.5	39.171	118.3	38.147	85.4	1:41.246	88.44	3.483	17:34:05.039
2 -	21.984	125.4	38.834	119.1	37.638	85.8	1:38.456	90.94	0.693	17:35:43.495
3 -	21.891	<b>126.6</b>	38.697	118.7	37.410	86.1	1:37.998	91.37	0.235	17:37:21.493
4 -	21.794	125.4	38.576	118.9	37.393	<b>86.2</b>	<b>1:37.763 (1)</b>	<b>91.59</b>		<b>17:38:59.256</b>
5 -	21.844	125.9	38.696	118.9	37.411	85.8	1:37.951 (2)	91.41	0.188	17:40:37.207
6 -	21.913	125.9	38.728	119.1	<b>37.392</b>	85.8	1:38.033	91.34	0.270	17:42:15.240
7 -	21.815	125.9	38.941	118.5	37.684	85.7	1:38.440	90.96	0.677	17:43:53.680
8 -	21.885	123.5	38.944	119.1	37.625	85.9	1:38.454	90.95	0.691	17:45:32.134
9 -	<b>21.789</b>	125.6	38.845	<b>119.4</b>	37.473	85.7	1:38.107	91.27	0.344	17:47:10.241
10 -	21.826	125.6	<b>38.552</b>	118.9	37.585	85.7	1:37.963 (3)	91.40	0.200	17:48:48.204

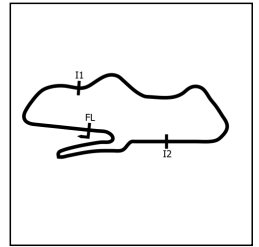
P3		27 PRO		Ben MCKENNA		MDD Racing				
IDEAL LAP TIME : 1:38.103		BEST LAP TIME : 1:38.258		DIFFERENCE : 0.155						
LAP	SECTOR 1	SECTOR 2	SECTOR 3	LAP TIME	MPH	DIFF	TIME OF DAY			
1 -		125.4	39.380	118.9	38.073	85.2	1:41.605	88.12	3.347	17:34:05.398
2 -	21.938	126.8	<b>38.930</b>	119.1	38.002	84.5	1:38.870	90.56	0.612	17:35:44.268
3 -	21.828	<b>127.0</b>	39.012	118.7	37.749	85.1	1:38.589	90.82	0.331	17:37:22.857
4 -	21.952	126.3	38.937	118.7	37.843	<b>86.7</b>	1:38.732	90.69	0.474	17:39:01.589
5 -	<b>21.732</b>	126.6	38.959	118.7	37.616	<b>86.7</b>	1:38.307 (2)	91.08	0.049	17:40:39.896
6 -	21.829	126.3	39.222	118.3	37.721	86.0	1:38.772	90.65	0.514	17:42:18.668
7 -	21.893	126.6	39.183	<b>119.4</b>	37.766	86.3	1:38.842	90.59	0.584	17:43:57.510
8 -	21.848	<b>127.0</b>	39.111	118.5	37.531	86.2	1:38.490 (3)	90.91	0.232	17:45:36.000
9 -	21.834	126.6	38.983	118.7	<b>37.441</b>	86.4	<b>1:38.258 (1)</b>	<b>91.13</b>		<b>17:47:14.258</b>
10 -	21.910	125.9	39.335	118.9	37.460	85.3	1:38.705	90.71	0.447	17:48:52.963

P4		57 AM		Nick WHITE		Raceway Motorsport				
IDEAL LAP TIME : 1:37.802		BEST LAP TIME : 1:37.976		DIFFERENCE : 0.174						
LAP	SECTOR 1	SECTOR 2	SECTOR 3	LAP TIME	MPH	DIFF	TIME OF DAY			
1 -		118.5	40.678	118.1	38.669	85.7	1:43.673	86.37	5.697	17:34:07.466
2 -	21.938	125.6	39.253	118.9	38.056	85.4	1:39.247	90.22	1.271	17:35:46.713
3 -	21.701	125.6	38.655	118.9	<b>37.739</b>	<b>86.2</b>	1:38.095 (2)	91.28	0.119	17:37:24.808
4 -	21.787	125.4	38.647	119.6	37.916	85.7	1:38.350	91.04	0.374	17:39:03.158
5 -	21.813	125.4	38.830	119.4	37.867	86.0	1:38.510	90.89	0.534	17:40:41.668
6 -	21.702	126.1	<b>38.421</b>	120.4	37.853	85.9	<b>1:37.976 (1)</b>	<b>91.39</b>		<b>17:42:19.644</b>
7 -	<b>21.642</b>	<b>127.0</b>	38.736	120.0	38.236	85.9	1:38.614	90.80	0.638	17:43:58.258
8 -	21.646	126.8	38.973	119.6	37.796	<b>86.2</b>	1:38.415	90.98	0.439	17:45:36.673
9 -	21.670	126.1	38.717	<b>121.1</b>	37.812	86.0	1:38.199 (3)	91.18	0.223	17:47:14.872
10 -	21.740	126.1	39.216	119.6	37.918	85.9	1:38.874	90.56	0.898	17:48:53.746



# 2024 Protyre Motorsport Ginetta GT Championship

## RACE 3 - ROUND 8 - SECTOR ANALYSIS



SECTOR 1 = FL to I1, SECTOR 2 = I1 to I2, SECTOR 3 = I2 to FL, DIFF = Difference To Personal Best Lap, P = Crossed Finish Line in Pit Lane, D = Time Disallowed

P5 63 PRO		Conner GARLICK		Xentek Motorsport						
IDEAL LAP TIME : 1:37.764		BEST LAP TIME : 1:37.898		DIFFERENCE : 0.134						
LAP	SECTOR 1		SECTOR 2		SECTOR 3		LAP TIME	MPH	DIFF	TIME OF DAY
1 -		118.1	40.031	119.1	37.854	<b>85.8</b>	1:42.330	87.50	4.432	17:34:06.123
2 -	22.017	126.1	40.685	<b>119.6</b>	38.340	85.2	1:41.042	88.62	3.144	17:35:47.165
3 -	21.818	125.9	39.578	119.1	38.194	84.8	1:39.590	89.91	1.692	17:37:26.755
4 -	<b>21.805</b>	<b>126.8</b>	39.513	119.1	37.963	84.9	1:39.281	90.19	1.383	17:39:06.036
5 -	21.852	126.6	38.751	118.9	37.646	84.8	1:38.249 (3)	91.14	0.351	17:40:44.285
6 -	21.820	<b>126.8</b>	39.141	118.7	37.669	84.8	1:38.630	90.78	0.732	17:42:22.915
7 -	21.882	126.6	38.918	119.1	37.924	83.5	1:38.724	90.70	0.826	17:44:01.639
8 -	21.879	126.6	38.766	119.1	37.524	84.8	1:38.169 (2)	91.21	0.271	17:45:39.808
9 -	21.939	125.6	<b>38.553</b>	<b>119.6</b>	<b>37.406</b>	85.0	<b>1:37.898 (1)</b>	<b>91.46</b>		<b>17:47:17.706</b>
10 -	21.868	<b>126.8</b>	39.224	119.4	37.697	83.5	1:38.789	90.64	0.891	17:48:56.495

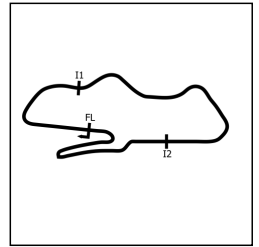
P6 33 AM		Matt SHAW		Raceway Motorsport						
IDEAL LAP TIME : 1:38.143		BEST LAP TIME : 1:38.362		DIFFERENCE : 0.219						
LAP	SECTOR 1		SECTOR 2		SECTOR 3		LAP TIME	MPH	DIFF	TIME OF DAY
1 -		113.3	40.617	<b>120.4</b>	40.285	84.4	1:47.020	83.67	8.658	17:34:10.813
2 -	22.291	120.9	40.646	119.8	39.305	85.8	1:42.242	87.58	3.880	17:35:53.055
3 -	21.838	125.6	38.646	119.6	39.047	<b>86.5</b>	1:39.531	89.96	1.169	17:37:32.586
4 -	22.325	124.0	38.755	119.1	38.062	86.0	1:39.142	90.31	0.780	17:39:11.728
5 -	21.798	125.9	<b>38.423</b>	119.1	38.141	85.0	<b>1:38.362 (1)</b>	<b>91.03</b>		<b>17:40:50.090</b>
6 -	21.873	125.9	38.951	119.1	38.135	85.2	1:38.959 (3)	90.48	0.597	17:42:29.049
7 -	21.799	125.2	38.869	119.4	<b>38.028</b>	85.5	1:38.696 (2)	90.72	0.334	17:44:07.745
8 -	<b>21.692</b>	<b>126.1</b>	39.042	118.9	38.372	85.5	1:39.106	90.35	0.744	17:45:46.851
9 -	21.805	125.9	39.138	120.0	38.160	85.8	1:39.103	90.35	0.741	17:47:25.954
10 -	21.923	125.2	38.883	120.2	38.729	85.9	1:39.535	89.96	1.173	17:49:05.489

P7 15 PRO		Jack MANCHESTER		Pace Performance						
IDEAL LAP TIME : 1:38.798		BEST LAP TIME : 1:38.832		DIFFERENCE : 0.034						
LAP	SECTOR 1		SECTOR 2		SECTOR 3		LAP TIME	MPH	DIFF	TIME OF DAY
1 -		122.9	40.139	118.1	39.066	84.9	1:44.062	86.04	5.230	17:34:07.855
2 -	22.102	<b>125.9</b>	39.215	118.9	38.667	85.2	1:39.984	89.55	1.152	17:35:47.839
3 -	21.921	125.4	39.484	118.3	38.279	84.7	1:39.684	89.82	0.852	17:37:27.523
4 -	<b>21.892</b>	125.2	38.942	<b>119.6</b>	38.500	85.2	1:39.334 (3)	90.14	0.502	17:39:06.857
5 -	21.926	124.9	<b>38.862</b>	118.3	<b>38.044</b>	84.3	<b>1:38.832 (1)</b>	<b>90.60</b>		<b>17:40:45.689</b>
6 -	21.927	124.5	40.358	117.9	38.264	84.8	1:40.549	89.05	1.717	17:42:26.238
7 -	22.022	124.9	40.151	116.9	38.453	<b>85.4</b>	1:40.626	88.98	1.794	17:44:06.864
8 -	21.924	124.0	39.339	118.5	38.082	<b>85.4</b>	1:39.345	90.13	0.513	17:45:46.209
9 -	22.037	123.1	39.044	118.5	38.228	<b>85.4</b>	1:39.309 (2)	90.16	0.477	17:47:25.518
10 -	21.955	124.2	39.139	119.1	38.550	85.1	1:39.644	89.86	0.812	17:49:05.162

P8 22 AM		Peter MANGION		Raceway Motorsport						
IDEAL LAP TIME : 1:40.917		BEST LAP TIME : 1:41.101		DIFFERENCE : 0.184						
LAP	SECTOR 1		SECTOR 2		SECTOR 3		LAP TIME	MPH	DIFF	TIME OF DAY
1 -		118.1	40.532	<b>120.9</b>	39.821	84.8	1:45.445	84.92	4.344	17:34:09.238
2 -	22.321	<b>125.9</b>	40.134	118.9	39.468	85.0	1:41.923	87.85	0.822	17:35:51.161
3 -	22.218	124.7	<b>39.576</b>	118.5	39.307	84.4	<b>1:41.101 (1)</b>	<b>88.56</b>		<b>17:37:32.262</b>
4 -	23.014	120.0	39.914	119.1	<b>39.182</b>	85.1	1:42.110	87.69	1.009	17:39:14.372
5 -	22.236	125.6	39.656	118.3	39.792	84.0	1:41.684 (2)	88.06	0.583	17:40:56.056
6 -	22.483	124.0	40.042	118.1	40.084	85.1	1:42.609	87.26	1.508	17:42:38.665
7 -	22.278	123.8	40.185	117.7	40.311	85.0	1:42.774	87.12	1.673	17:44:21.439
8 -	22.458	118.3	40.796	117.7	39.739	85.0	1:42.993	86.94	1.892	17:46:04.432
9 -	22.322	121.3	40.244	118.3	39.493	<b>85.3</b>	1:42.059	87.73	0.958	17:47:46.491
10 -	<b>22.159</b>	124.7	39.824	118.3	39.750	83.6	1:41.733 (3)	88.01	0.632	17:49:28.224

# 2024 Protyre Motorsport Ginetta GT Championship

## RACE 3 - ROUND 8 - SECTOR ANALYSIS



SECTOR 1 = FL to I1, SECTOR 2 = I1 to I2, SECTOR 3 = I2 to FL, DIFF = Difference To Personal Best Lap, P = Crossed Finish Line in Pit Lane, D = Time Disallowed

P9 61 AM		Gracie MITCHELL			MDD Racing					
IDEAL LAP TIME : 1:40.565		BEST LAP TIME : 1:40.599			DIFFERENCE : 0.034					
LAP	SECTOR 1	SECTOR 2	SECTOR 3	LAP TIME	MPH	DIFF	TIME OF DAY			
1 -		117.5	40.632	119.4	39.943	83.2	1:46.467	84.10	5.868	17:34:10.260
2 -	22.630	<b>125.6</b>	40.619	117.5	41.018	83.4	1:44.267	85.88	3.668	17:35:54.527
3 -	22.372	124.5	39.748	117.3	39.853	83.4	1:41.973	87.81	1.374	17:37:36.500
4 -	22.317	124.0	39.519	117.7	41.108	80.6	1:42.944	86.98	2.345	17:39:19.444
5 -	22.544	124.5	<b>39.368</b>	118.3	39.620	83.2	1:41.532 (3)	88.19	0.933	17:41:00.976
6 -	22.355	124.7	39.451	117.9	39.756	82.8	1:41.562	88.16	0.963	17:42:42.538
7 -	22.441	123.8	39.957	117.9	39.321	84.3	1:41.719	88.03	1.120	17:44:24.257
8 -	22.366	114.9	39.899	118.1	40.031	84.7	1:42.296	87.53	1.697	17:46:06.553
9 -	22.269	121.1	39.709	117.7	39.461	84.4	1:41.439 (2)	88.27	0.840	17:47:47.992
10 -	<b>22.118</b>	124.2	39.402	<b>119.8</b>	<b>39.079</b>	<b>85.0</b>	<b>1:40.599 (1)</b>	<b>89.01</b>		<b>17:49:28.591</b>

P10 19 AM		Callum NOBLE			Xentek Motorsport					
IDEAL LAP TIME : 1:39.847		BEST LAP TIME : 1:40.662			DIFFERENCE : 0.815					
LAP	SECTOR 1	SECTOR 2	SECTOR 3	LAP TIME	MPH	DIFF	TIME OF DAY			
1 -		113.5	40.665	<b>119.8</b>	40.755	80.2	1:46.951	83.72	6.289	17:34:10.744
2 -	22.914	<b>126.1</b>	40.382	119.6	39.448	85.0	1:42.744	87.15	2.082	17:35:53.488
3 -	22.130	125.6	<b>39.243</b>	118.5	40.475	85.4	1:41.848 (3)	87.91	1.186	17:37:35.336
4 -	22.073	125.6	39.347	118.5	51.628	79.5	1:53.048	79.20	12.386	17:39:28.384
5 -	22.575	125.4	39.724	118.3	38.793	85.3	1:41.092 (2)	88.57	0.430	17:41:09.476
6 -	22.349	124.5	40.152	118.7	39.435	85.0	1:41.936	87.84	1.274	17:42:51.412
7 -	22.121	125.4	41.761	117.7	38.705	85.2	1:42.587	87.28	1.925	17:44:33.999
8 -	<b>22.061</b>	125.2	41.215	118.3	38.860	85.2	1:42.136	87.67	1.474	17:46:16.135
9 -	22.213	125.2	41.177	118.3	<b>38.543</b>	85.3	1:41.933	87.84	1.271	17:47:58.068
10 -	22.221	123.8	39.844	118.7	38.597	<b>85.8</b>	<b>1:40.662 (1)</b>	<b>88.95</b>		<b>17:49:38.730</b>

P11 44 PRO		Harry MANGION			Raceway Motorsport					
IDEAL LAP TIME : 1:38.288		BEST LAP TIME : 1:38.667			DIFFERENCE : 0.379					
LAP	SECTOR 1	SECTOR 2	SECTOR 3	LAP TIME	MPH	DIFF	TIME OF DAY			
1 -		116.5	39.860	<b>120.4</b>	39.351	84.8	1:44.439	85.73	5.772	17:34:08.232
2 -	22.129	125.6	40.900	118.3	38.621	85.1	1:41.650	88.09	2.983	17:35:49.882
3 -	22.212	124.9	38.743	118.7	<b>37.890</b>	85.1	1:38.845 (3)	90.59	0.178	17:37:28.727
4 -	<b>21.889</b>	<b>126.1</b>	38.519	119.4	38.320	<b>85.4</b>	1:38.728 (2)	90.69	0.061	17:39:07.455
5 -	21.950	124.9	<b>38.509</b>	119.8	38.208	84.8	<b>1:38.667 (1)</b>	<b>90.75</b>		<b>17:40:46.122</b>

# 2024 Protyre Motorsport Ginetta GT Championship

## RACE 3 - ROUND 8 - BEST SECTORS

SECTOR 1			SECTOR 2			SECTOR 3			IDEAL / BEST COMPARISON						
POS	NO	NAME	TIME	NO	NAME	TIME	NO	NAME	TIME	POS	NO	NAME	IDEAL	BEST	DIFF
													<b>PERFECT LAP</b>	<b>1:37.157</b>	
1	57	WHITE	21.642	24	DOUGLASS	38.386	24	DOUGLASS	37.129	1	24	DOUGLASS	1:37.183	1:37.258	0.075
2	24	DOUGLASS	21.668	57	WHITE	38.421	71	GARLICK	37.392	2	71	GARLICK	1:37.733	1:37.763	0.030
3	33	SHAW	21.692	33	SHAW	38.423	63	GARLICK	37.406	3	63	GARLICK	1:37.764	1:37.898	0.134
4	27	MCKENNA	21.732	44	MANGION	38.509	27	MCKENNA	37.441	4	57	WHITE	1:37.802	1:37.976	0.174
5	71	GARLICK	21.789	71	GARLICK	38.552	57	WHITE	37.739	5	27	MCKENNA	1:38.103	1:38.258	0.155
6	63	GARLICK	21.805	63	GARLICK	38.553	44	MANGION	37.890	6	33	SHAW	1:38.143	1:38.362	0.219
7	44	MANGION	21.889	15	MANCHESTER	38.862	33	SHAW	38.028	7	44	MANGION	1:38.288	1:38.667	0.379
8	15	MANCHESTER	21.892	27	MCKENNA	38.930	15	MANCHESTER	38.044	8	15	MANCHESTER	1:38.798	1:38.832	0.034
9	19	NOBLE	22.061	19	NOBLE	39.243	19	NOBLE	38.543	9	19	NOBLE	1:39.847	1:40.662	0.815
10	61	MITCHELL	22.118	61	MITCHELL	39.368	61	MITCHELL	39.079	10	61	MITCHELL	1:40.565	1:40.599	0.034
11	22	MANGION	22.159	22	MANGION	39.576	22	MANGION	39.182	11	22	MANGION	1:40.917	1:41.101	0.184

# 2024 Protyre Motorsport Ginetta GT Championship

## RACE 3 - ROUND 8 - BEST SPEEDS

POS	INTERMEDIATE 1			INTERMEDIATE 2			FINISH LINE		
	NO	NAME	MPH	NO	NAME	MPH	NO	NAME	MPH
1	24	DOUGLASS	127.0	57	WHITE	121.1	27	MCKENNA	86.7
2	27	MCKENNA	127.0	22	MANGION	120.9	24	DOUGLASS	86.5
3	57	WHITE	127.0	33	SHAW	120.4	33	SHAW	86.5
4	63	GARLICK	126.8	44	MANGION	120.4	71	GARLICK	86.2
5	71	GARLICK	126.6	24	DOUGLASS	119.8	57	WHITE	86.2
6	33	SHAW	126.1	61	MITCHELL	119.8	63	GARLICK	85.8
7	19	NOBLE	126.1	19	NOBLE	119.8	19	NOBLE	85.8
8	44	MANGION	126.1	63	GARLICK	119.6	15	MANCHESTER	85.4
9	15	MANCHESTER	125.9	15	MANCHESTER	119.6	44	MANGION	85.4
10	22	MANGION	125.9	71	GARLICK	119.4	22	MANGION	85.3
11	61	MITCHELL	125.6	27	MCKENNA	119.4	61	MITCHELL	85.0

# 2024 Protyre Motorsport Ginetta GT Championship

## RACE 3 - ROUND 8 - STATISTICS

**Competitors Started** 11  
**Planned Start** 2024-05-26 @ 16:45:00.000  
**Actual Start** 2024-05-26 @ 17:32:23.792  
**Finish Time** 2024-05-26 @ 17:48:42.315  
**Track Length** 2.4873mi.  
**Total Laps** 105  
**Total Distance Covered** 261.1716mi.

### Session Fastest Lap History

NO	CL	NAME	LAP TIME	TIME OF DAY	LAP	VEHICLE
24	PRO	Mckenzie DOUGLASS	1:37.777	17:35:41.290	2	Fox Motorsport
24	PRO	Mckenzie DOUGLASS	1:37.725	17:38:57.032	4	Fox Motorsport
24	PRO	Mckenzie DOUGLASS	1:37.258	17:40:34.289	5	Fox Motorsport

### Session Leader History

NO	CL	NAME	FROM LAP	LAPS LED	DISTANCE	VEHICLE
24	PRO	Mckenzie DOUGLASS	1	10	24.83 miles	Fox Motorsport

### Flag History

TYPE	TIME OF DAY
GREEN	17:32:23.792
FINISH	17:48:42.315

### Flag Statistics

TYPE	COUNT	TOTAL LAPS	TOTAL TIME
Green	1	10	19:21.035
Red	0	0	0.000
Safety Car	0	0	0.000
FCY	0	0	0.000

# 2024 Protyre Motorsport Ginetta GT Championship

## RACE 3 - ROUND 8 - STATISTICS

**CLASS : PRO**

6 Starters

### Fastest Lap History

NO	NAME	LAP TIME	TIME OF DAY	LAP	VEHICLE
24	Mckenzie DOUGLASS	1:37.777	17:35:41.290	2	Fox Motorsport
24	Mckenzie DOUGLASS	1:37.725	17:38:57.032	4	Fox Motorsport
24	Mckenzie DOUGLASS	1:37.258	17:40:34.289	5	Fox Motorsport

### Leader History

NO	NAME	FROM LAP	LAPS LED	DISTANCE	VEHICLE
24	Mckenzie DOUGLASS	1	10	24.83 miles	Fox Motorsport

## 2024 Protyre Motorsport Ginetta GT Championship

### RACE 3 - ROUND 8 - STATISTICS

CLASS : AM

5 Starters

#### Fastest Lap History

NO	NAME	LAP TIME	TIME OF DAY	LAP	VEHICLE
57	Nick WHITE	1:39.247	17:35:46.735	2	Raceway Motorsport
57	Nick WHITE	1:38.095	17:37:24.831	3	Raceway Motorsport
57	Nick WHITE	1:37.976	17:42:19.666	6	Raceway Motorsport

#### Leader History

NO	NAME	FROM LAP	LAPS LED	DISTANCE	VEHICLE
57	Nick WHITE	1	10	24.83 miles	Raceway Motorsport

# 2024 Protyre Motorsport Ginetta GT Championship

## RACE 3 - ROUND 8 - WEATHER CONDITIONS

