



NANKANG TYRE CITY CAR CUP CHAMPIONSHIP



Donington Summer Race Weekend
Donington Park GP
23rd June 2024

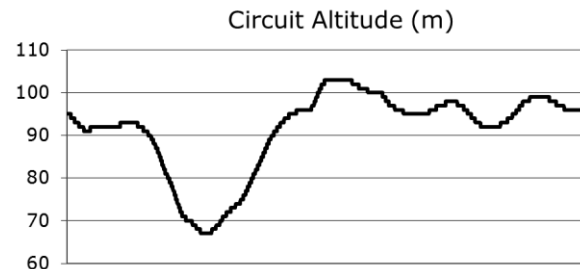
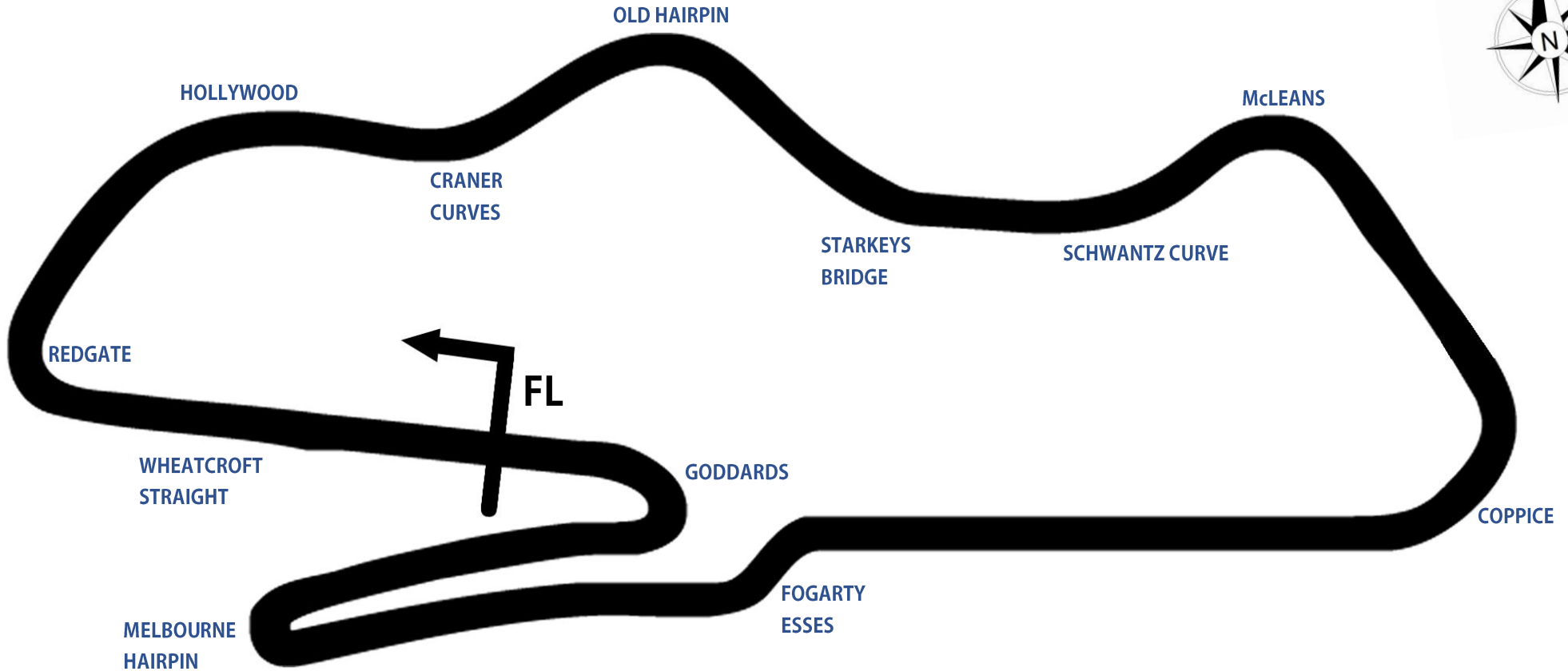


Timing & Results Provided by Timing Solutions Ltd

www.tsl-timing.com

Donington Park GP Circuit

Castle Donington, Derby, UK



Length	2.4873 miles 4.003 km 4003m		
FL	Start @ 60m	52.82971 N	1.37867 W
Pit Entry	3976m	52.82951 N	1.37832 W
Pit Exit	229m after FL	52.82996 N	1.38205 W
Pit Entry - Pit Exit	256m, 18.4s @ 50kph, 15.3s @ 60kph		

Nankang Tyre CityCar Cup

QUALIFYING - RACE 11 - CLASSIFICATION


POS	NO	CL	PIC	NAME	ENTRY	TIME	ON	LAPS	GAP	DIFF	MPH
1	18		1	Stuart BLISS	Toyota Aygo	2:07.640	7	7			70.15
2	25	(G)	1	Philip HOUSE	Citroen C1	2:07.886	7	7	0.246	0.246	70.01
3	27	SMC	1	Joshua JACKSON	Citroen C1	2:08.634	5	7	0.994	0.748	69.61
4	15*	(G)	2	Max FINN	Citroen C1	2:08.711	7	7	1.071	0.077	69.57
5	12	SMC (N)	1	Brady POLLOCK	Toyota Aygo	2:08.817	6	7	1.177	0.106	69.51
6	65	SMC	2	Richard JEPP	Peugeot 107	2:09.218	7	7	1.578	0.401	69.29
7	392	(G)	3	Christopher PARKES	Citroen C1	2:09.336	6	7	1.696	0.118	69.23
8	72	SMC	3	Haydn PAYNE	Citroen C1	2:09.475	7	7	1.835	0.139	69.15
9	57*	SMC	4	Jack WHEELER	Citroen C1	2:09.525	6	7	1.885	0.050	69.13
10	42		2	Toby OWEN	Toyota Aygo	2:09.551	7	7	1.911	0.026	69.11
11	52	SMC (N)	2	Rory PICKLES	Citroen C1	2:09.563	6	6	1.923	0.012	69.11
12	41*		3	Alex FODEN	Citroen C1	2:09.662	7	7	2.022	0.099	69.05
13	91	SMC	5	Liam BROWNING	Citroen C1	2:09.866	7	7	2.226	0.204	68.95
14	23*		4	Joe MOSS	Citroen C1	2:09.976	6	7	2.336	0.110	68.89
15	174		5	Emilia VINCENT	Toyota Aygo	2:10.800	6	6	3.160	0.824	68.45
16	20*		6	Nicholas RAMSAY-GOUGH	Citroen C1	2:11.211	6	6	3.571	0.411	68.24
17	3	SMC	6	Elliot LETTIS	Peugeot 107	2:11.512	6	6	3.872	0.301	68.08
18	456	(G)	4	Jason KNIGHT	Citroen C1	2:11.552	3	4	3.912	0.040	68.06
19	24		7	Samuel JOHNSTON	Citroen C1	2:11.840	6	6	4.200	0.288	67.91
20	11*	SMC	7	James REILLY	Citroen C1	2:11.878	6	6	4.238	0.038	67.89
21	319	SMC	8	Colin DUNN	Citroen C1	2:12.139	7	7	4.499	0.261	67.76
22	43		8	Will HOPKINS	Citroen C1	2:12.381	5	7	4.741	0.242	67.64
23	68*	(N)	1	John SYKES	Toyota Aygo	2:12.521	6	6	4.881	0.140	67.57
24	37		9	Ian HOWARD	Citroen C1	2:12.823	6	6	5.183	0.302	67.41
25	88*		10	Richard SNUGGS	Citroen C1	2:12.886	6	7	5.246	0.063	67.38
26	73	SMC	9	Andrew PAYNE	Peugeot 107	2:12.944	5	6	5.304	0.058	67.35
27	49	SMC	10	James SMITH	Citroen C1	2:13.005	5	6	5.365	0.061	67.32
28	46*		11	Craig FLYNN	Citroen C1	2:13.159	6	6	5.519	0.154	67.24
29	89		12	Tom HARTWELL	Citroen C1	2:13.288	3	6	5.648	0.129	67.18
30	310*		13	John NICHOLSON	Peugeot 107	2:13.368	5	6	5.728	0.080	67.14
31	710		14	Richard SEMMENS	Citroen C1	2:13.498	6	6	5.858	0.130	67.07
32	87	SMC (N)	3	Ari BARKER	Peugeot 107	2:13.664	6	6	6.024	0.166	66.99
33	97		15	Alistair MEIRING	Citroen C1	2:15.695	3	5	8.055	2.031	65.98
34	61	(N)	2	Fenn CURRAN	Citroen C1	2:16.720	5	6	9.080	1.025	65.49
35	101		16	Peter BOWER	Citroen C1	2:17.777	5	5	10.137	1.057	64.99
36	131	(N)	3	Lee PARKER	Toyota Aygo	2:21.088	5	5	13.448	3.311	63.46
37	19	SMC (N)	4	Glenn BEE	Citroen C1	2:22.932	5	5	15.292	1.844	62.64
38	33		17	Patrick BOOTH	Citroen C1	2:23.228	1	1	15.588	0.296	62.51

Comments: Cars 11, 20 & 46 - Please fit a working transponder
 No. 15, 23, 41, 57, 68, 310 - 1 Lap time disallowed; exceeding track limits.
 No. 88 - 2 Lap times disallowed; exceeding track limits.

Weather / Track : Bright / Dry

Date: 23/06/2024 Start: 10:08 Finish: 10:23
 Donington Park GP: 2.4873 miles

These results are provisional until the conclusion of any judicial and technical matters.

Clerk Of Course: Rob Briggs	Stewards:	Timekeeper: Sarah Evans	
-----------------------------	-----------	-------------------------	---

Results can be found at www.tsl-timing.com

Printed - 10:27 Sunday, 23 June 2024

Nankang Tyre CityCar Cup

QUALIFYING - RACE 11 - LAP ANALYSIS

DIFF = Difference To Personal Best Lap

P1 18 Stuart BLISS				
LAP	LAP TIME	DIFF	MPH	TIME OF DAY
1 -	2:12.898	5.258	67.37	10:11:57.097
2 -	2:09.132	1.492	69.34	10:14:06.229
3 -	2:11.256	3.616	68.22	10:16:17.485
4 -	2:08.059	0.419	69.92	10:18:25.544
5 -	2:08.050 (3)	0.410	69.92	10:20:33.594
6 -	2:07.938 (2)	0.298	69.99	10:22:41.532
7 -	2:07.640 (1)		70.15	10:24:49.172

P2 25 Philip HOUSE				
LAP	LAP TIME	DIFF	MPH	TIME OF DAY
1 -	2:12.108	4.222	67.78	10:12:10.404
2 -	2:09.801	1.915	68.98	10:14:20.205
3 -	2:13.320	5.434	67.16	10:16:33.525
4 -	2:08.852	0.966	69.49	10:18:42.377
5 -	2:08.690 (3)	0.804	69.58	10:20:51.067
6 -	2:08.115 (2)	0.229	69.89	10:22:59.182
7 -	2:07.886 (1)		70.01	10:25:07.068

P3 27 Joshua JACKSON				
LAP	LAP TIME	DIFF	MPH	TIME OF DAY
1 -	2:13.102	4.468	67.27	10:12:27.887
2 -	2:29.252	20.618	59.99	10:14:57.139
3 -	2:10.018	1.384	68.87	10:17:07.157
4 -	2:09.004 (2)	0.370	69.41	10:19:16.161
5 -	2:08.634 (1)		69.61	10:21:24.795
6 -	2:09.839	1.205	68.96	10:23:34.634
7 -	2:09.065 (3)	0.431	69.37	10:25:43.699

P4 15 Max FINN				
LAP	LAP TIME	DIFF	MPH	TIME OF DAY
1 -	2:12.789	4.078	67.43	10:11:49.131
2 -	2:11.448 D	2.737	68.12	10:14:00.579
3 -	2:10.698	1.987	68.51	10:16:11.277
4 -	2:10.199 (2)	1.488	68.77	10:18:21.476
5 -	2:10.497	1.786	68.61	10:20:31.973
6 -	2:10.293 (3)	1.582	68.72	10:22:42.266
7 -	2:08.711 (1)		69.57	10:24:50.977

P5 12 Brady POLLOCK				
LAP	LAP TIME	DIFF	MPH	TIME OF DAY
1 -	2:14.786	5.969	66.43	10:12:39.681
2 -	2:14.717	5.900	66.46	10:14:54.398
3 -	2:15.342	6.525	66.16	10:17:09.740
4 -	2:09.979	1.162	68.89	10:19:19.719
5 -	2:09.358 (2)	0.541	69.22	10:21:29.077
6 -	2:08.817 (1)		69.51	10:23:37.894
7 -	2:09.869 (3)	1.052	68.94	10:25:47.763

P6 65 Richard JEPP				
LAP	LAP TIME	DIFF	MPH	TIME OF DAY
1 -	2:13.280	4.062	67.18	10:12:28.850
2 -	2:11.686	2.468	67.99	10:14:40.536
3 -	2:10.906	1.688	68.40	10:16:51.442
4 -	2:11.186	1.968	68.25	10:19:02.628
5 -	2:09.727 (2)	0.509	69.02	10:21:12.355
6 -	2:10.687 (3)	1.469	68.51	10:23:23.042
7 -	2:09.218 (1)		69.29	10:25:32.260

DIFF = Difference To Personal Best Lap

P7 392 Christopher PARKES				
LAP	LAP TIME	DIFF	MPH	TIME OF DAY
1 -	2:14.285	4.949	66.68	10:11:50.259
2 -	2:10.784	1.448	68.46	10:14:01.043
3 -	2:17.450	8.114	65.14	10:16:18.493
4 -	2:10.292 (3)	0.956	68.72	10:18:28.785
5 -	2:11.019	1.683	68.34	10:20:39.804
6 -	2:09.336 (1)		69.23	10:22:49.140
7 -	2:09.862 (2)	0.526	68.95	10:24:59.002

P8 72 Haydn PAYNE				
LAP	LAP TIME	DIFF	MPH	TIME OF DAY
1 -	2:15.710	6.235	65.98	10:12:09.079
2 -	2:10.626 (3)	1.151	68.55	10:14:19.705
3 -	2:12.767	3.292	67.44	10:16:32.472
4 -	2:11.205	1.730	68.24	10:18:43.677
5 -	2:10.103 (2)	0.628	68.82	10:20:53.780
6 -	2:13.918	4.443	66.86	10:23:07.698
7 -	2:09.475 (1)		69.15	10:25:17.173

P9 57 Jack WHEELER				
LAP	LAP TIME	DIFF	MPH	TIME OF DAY
1 -	2:14.616	5.091	66.51	10:12:46.996
2 -	2:15.307	5.782	66.17	10:15:02.303
3 -	2:11.276	1.751	68.21	10:17:13.579
4 -	2:10.251 (3)	0.726	68.74	10:19:23.830
5 -	2:10.402 D	0.577	68.82	10:21:33.932
6 -	2:09.525 (1)		69.13	10:23:43.457
7 -	2:10.112 (2)	0.587	68.82	10:25:53.569

P10 42 Toby OWEN				
LAP	LAP TIME	DIFF	MPH	TIME OF DAY
1 -	2:13.813	4.262	66.91	10:12:00.191
2 -	2:10.848	1.297	68.43	10:14:11.039
3 -	2:14.886	5.335	66.38	10:16:25.925
4 -	2:10.846 (3)	1.295	68.43	10:18:36.771
5 -	2:12.832	3.281	67.41	10:20:49.603
6 -	2:10.331 (2)	0.780	68.70	10:22:59.934
7 -	2:09.551 (1)		69.11	10:25:09.485

P11 52 Rory PICKLES				
LAP	LAP TIME	DIFF	MPH	TIME OF DAY
1 -	2:12.021	2.458	67.82	10:12:29.311
2 -	2:26.127	16.564	61.27	10:14:55.438
3 -	2:10.994	1.431	68.35	10:17:06.432
4 -	2:10.443 (3)	0.880	68.64	10:19:16.875
5 -	2:09.784 (2)	0.221	68.99	10:21:26.659
6 -	2:09.563 (1)		69.11	10:23:36.222

P12 41 Alex FODEN				
LAP	LAP TIME	DIFF	MPH	TIME OF DAY
1 -	2:14.288	4.626	66.68	10:11:52.652
2 -	2:10.817 D	1.155	68.45	10:14:03.469
3 -	2:15.614	5.952	66.02	10:16:19.083
4 -	2:10.154 (3)	0.492	68.79	10:18:29.237
5 -	2:11.699	2.037	67.99	10:20:40.936
6 -	2:09.751 (2)	0.089	69.01	10:22:50.687
7 -	2:09.662 (1)		69.05	10:25:00.349

Nankang Tyre CityCar Cup

QUALIFYING - RACE 11 - LAP ANALYSIS

DIFF = Difference To Personal Best Lap

P13 91 Liam BROWNING				
LAP	LAP TIME	DIFF	MPH	TIME OF DAY
1 -	2:12.093	2.227	67.78	10:11:59.396
2 -	2:11.138	1.272	68.28	10:14:10.534
3 -	2:12.553	2.687	67.55	10:16:23.087
4 -	2:10.324 (3)	0.458	68.70	10:18:33.411
5 -	2:10.002 (2)	0.136	68.87	10:20:43.413
6 -	2:12.358	2.492	67.65	10:22:55.771
7 -	2:09.866 (1)		68.95	10:25:05.637

P14 23 Joe MOSS				
LAP	LAP TIME	DIFF	MPH	TIME OF DAY
1 -	2:14.343	4.367	66.65	10:11:52.150
2 -	2:13.384 D	3.408	67.13	10:14:05.534
3 -	2:15.147	5.171	66.25	10:16:20.681
4 -	2:10.028 (2)	0.052	68.86	10:18:30.709
5 -	2:14.531	4.555	66.56	10:20:45.240
6 -	2:09.976 (1)		68.89	10:22:55.216
7 -	2:10.031 (3)	0.055	68.86	10:25:05.247

P15 174 Emilia VINCENT				
LAP	LAP TIME	DIFF	MPH	TIME OF DAY
1 -	2:20.686	9.886	63.64	10:13:27.414
2 -	2:17.975	7.175	64.89	10:15:45.389
3 -	2:12.440	1.640	67.61	10:17:57.829
4 -	2:12.089 (3)	1.289	67.79	10:20:09.918
5 -	2:11.498 (2)	0.698	68.09	10:22:21.416
6 -	2:10.800 (1)		68.45	10:24:32.216

P16 20 Nicholas RAMSAY-GOUGH				
LAP	LAP TIME	DIFF	MPH	TIME OF DAY
1 -	2:16.801	5.590	65.45	10:13:06.906
2 -	2:13.895	2.684	66.87	10:15:20.801
3 -	2:13.474	2.263	67.08	10:17:34.275
4 -	2:12.899 (3)	1.688	67.37	10:19:47.174
5 -	2:11.877 (2)	0.666	67.90	10:21:59.051
6 -	2:11.211 (1)		68.24	10:24:10.262

P17 3 Elliot LETTIS				
LAP	LAP TIME	DIFF	MPH	TIME OF DAY
1 -	2:16.597	5.085	65.55	10:13:33.532
2 -	2:14.835	3.323	66.41	10:15:48.367
3 -	2:12.345 (3)	0.833	67.65	10:18:00.712
4 -	2:11.909 (2)	0.397	67.88	10:20:12.621
5 -	2:13.078	1.566	67.28	10:22:25.699
6 -	2:11.512 (1)		68.08	10:24:37.211

P18 456 Jason KNIGHT				
LAP	LAP TIME	DIFF	MPH	TIME OF DAY
1 -	2:14.479	2.927	66.58	10:18:41.244
2 -	2:12.248 (3)	0.696	67.70	10:20:53.492
3 -	2:11.552 (1)		68.06	10:23:05.044
4 -	2:11.863 (2)	0.311	67.90	10:25:16.907

P19 24 Samuel JOHNSTON				
LAP	LAP TIME	DIFF	MPH	TIME OF DAY
1 -	2:18.728	6.888	64.54	10:13:10.264
2 -	2:16.904	5.064	65.40	10:15:27.168
3 -	2:14.250	2.410	66.69	10:17:41.418

DIFF = Difference To Personal Best Lap

4 -	2:13.573 (3)	1.733	67.03	10:19:54.991
5 -	2:12.679 (2)	0.839	67.48	10:22:07.670
6 -	2:11.840 (1)		67.91	10:24:19.510

P20 11 James REILLY				
LAP	LAP TIME	DIFF	MPH	TIME OF DAY
1 -	2:21.530	9.652	63.26	10:13:26.179
2 -	2:19.521	7.643	64.17	10:15:45.700
3 -	2:13.822 (3)	1.944	66.91	10:17:59.522
4 -	2:13.239 (2)	1.361	67.20	10:20:12.761
5 -	2:15.802	3.924	65.93	10:22:28.563
6 -	2:11.878 (1)		67.89	10:24:40.441

P21 319 Colin DUNN				
LAP	LAP TIME	DIFF	MPH	TIME OF DAY
1 -	2:16.395	4.256	65.65	10:12:06.246
2 -	2:14.259	2.120	66.69	10:14:20.505
3 -	2:14.653	2.514	66.50	10:16:35.158
4 -	2:12.755	0.616	67.45	10:18:47.913
5 -	2:12.671 (3)	0.532	67.49	10:21:00.584
6 -	2:12.665 (2)	0.526	67.49	10:23:13.249
7 -	2:12.139 (1)		67.76	10:25:25.388

P22 43 Will HOPKINS				
LAP	LAP TIME	DIFF	MPH	TIME OF DAY
1 -	2:19.237	6.856	64.31	10:12:14.207
2 -	2:15.201 (3)	2.820	66.23	10:14:29.408
3 -	2:13.960 (2)	1.579	66.84	10:16:43.368
4 -	2:20.229	7.848	63.85	10:19:03.597
5 -	2:12.381 (1)		67.64	10:21:15.978
6 -	2:16.700	4.319	65.50	10:23:32.678
7 -	2:22.823	10.442	62.69	10:25:55.501

P23 68 John SYKES				
LAP	LAP TIME	DIFF	MPH	TIME OF DAY
1 -	2:20.399	7.878	63.77	10:13:29.846
2 -	2:16.223	3.702	65.73	10:15:46.069
3 -	2:15.424 (3)	2.903	66.12	10:18:01.493
4 -	2:12.427 D		67.61	10:20:13.920
5 -	2:13.374 (2)	0.853	67.13	10:22:27.294
6 -	2:12.521 (1)		67.57	10:24:39.815

P24 37 Ian HOWARD				
LAP	LAP TIME	DIFF	MPH	TIME OF DAY
1 -	2:23.648	10.825	62.33	10:12:44.447
2 -	2:18.744	5.921	64.53	10:15:03.191
3 -	2:13.206 (3)	0.383	67.22	10:17:16.397
4 -	2:13.177 (2)	0.354	67.23	10:19:29.574
5 -	2:14.669	1.846	66.49	10:21:44.243
6 -	2:12.823 (1)		67.41	10:23:57.066

P25 88 Richard SNUGGS				
LAP	LAP TIME	DIFF	MPH	TIME OF DAY
1 -	2:19.556	6.670	64.16	10:12:27.561
2 -	2:15.803	2.917	65.93	10:14:43.364
3 -	2:13.573 D	0.687	67.03	10:16:56.937
4 -	2:13.592 D	0.706	67.02	10:19:10.529
5 -	2:13.741 (2)	0.855	66.95	10:21:24.270
6 -	2:12.886 (1)		67.38	10:23:37.156
7 -	2:14.069 (3)	1.183	66.78	10:25:51.225

Nankang Tyre CityCar Cup

QUALIFYING - RACE 11 - LAP ANALYSIS

DIFF = Difference To Personal Best Lap

P26 73 Andrew PAYNE				
LAP	LAP TIME	DIFF	MPH	TIME OF DAY
1 -	2:16.644	3.700	65.53	10:12:43.009
2 -	2:14.447	1.503	66.60	10:14:57.456
3 -	2:14.330	1.386	66.66	10:17:11.786
4 -	2:14.082 (3)	1.138	66.78	10:19:25.868
5 -	2:12.944 (1)	67.35	10:21:38.812	
6 -	2:13.440 (2)	0.496	67.10	10:23:52.252

P27 49 James SMITH				
LAP	LAP TIME	DIFF	MPH	TIME OF DAY
1 -	2:29.091	16.086	60.06	10:13:32.674
2 -	2:18.037	5.032	64.86	10:15:50.711
3 -	2:14.721	1.716	66.46	10:18:05.432
4 -	2:13.468 (2)	0.463	67.09	10:20:18.900
5 -	2:13.005 (1)	67.32	10:22:31.905	
6 -	2:13.490 (3)	0.485	67.07	10:24:45.395

P28 46 Craig FLYNN				
LAP	LAP TIME	DIFF	MPH	TIME OF DAY
1 -	2:17.447	4.288	65.14	10:12:47.504
2 -	2:16.072	2.913	65.80	10:15:03.576
3 -	2:13.387 (2)	0.228	67.13	10:17:16.963
4 -	2:13.898 (3)	0.739	66.87	10:19:30.861
5 -	2:14.313	1.154	66.66	10:21:45.174
6 -	2:13.159 (1)	67.24	10:23:58.333	

P29 89 Tom HARTWELL				
LAP	LAP TIME	DIFF	MPH	TIME OF DAY
1 -	2:21.396	8.108	63.32	10:13:35.051
2 -	2:19.834	6.546	64.03	10:15:54.885
3 -	2:13.288 (1)	67.18	10:18:08.173	
4 -	2:14.107	0.819	66.77	10:20:22.280
5 -	2:13.899 (3)	0.611	66.87	10:22:36.179
6 -	2:13.655 (2)	0.367	66.99	10:24:49.834

P30 310 John NICHOLSON				
LAP	LAP TIME	DIFF	MPH	TIME OF DAY
1 -	2:19.525	6.157	64.17	10:13:36.185
2 -	2:15.418 D	2.050	66.12	10:15:51.603
3 -	2:15.984	2.616	65.84	10:18:07.587
4 -	2:15.872 (3)	2.504	65.90	10:20:23.459
5 -	2:13.368 (1)	67.14	10:22:36.827	
6 -	2:13.394 (2)	0.026	67.12	10:24:50.221

P31 710 Richard SEMMENS				
LAP	LAP TIME	DIFF	MPH	TIME OF DAY
1 -	2:25.567	12.069	61.51	10:12:42.241
2 -	2:22.730	9.232	62.73	10:15:04.971
3 -	2:15.449 (3)	1.951	66.10	10:17:20.420
4 -	2:18.246	4.748	64.77	10:19:38.666
5 -	2:14.029 (2)	0.531	66.80	10:21:52.695
6 -	2:13.498 (1)	67.07	10:24:06.193	

P32 87 Ari BARKER				
LAP	LAP TIME	DIFF	MPH	TIME OF DAY
1 -	2:24.702	11.038	61.88	10:13:29.014
2 -	2:26.728	13.064	61.02	10:15:55.742
3 -	2:15.250 (2)	1.586	66.20	10:18:10.992

DIFF = Difference To Personal Best Lap

4 -	2:17.981	4.317	64.89	10:20:28.973
5 -	2:15.326 (3)	1.662	66.16	10:22:44.299
6 -	2:13.664 (1)	66.99	10:24:57.963	

P33 97 Alistair MEIRING				
LAP	LAP TIME	DIFF	MPH	TIME OF DAY
1 -	2:23.551 (3)	7.856	62.37	10:13:34.372
2 -	2:18.660 (2)	2.965	64.57	10:15:53.032
3 -	2:15.695 (1)	65.98	10:18:08.727	
4 -	2:37.575	21.880	56.82	10:20:46.302
5 -	2:52.453 P	36.758	51.92	10:23:38.755

P34 61 Fenn CURRAN				
LAP	LAP TIME	DIFF	MPH	TIME OF DAY
1 -	2:27.256	10.536	60.80	10:12:31.159
2 -	2:21.435	4.715	63.31	10:14:52.594
3 -	2:22.106	5.386	63.01	10:17:14.700
4 -	2:18.247 (3)	1.527	64.77	10:19:32.947
5 -	2:16.720 (1)	65.49	10:21:49.667	
6 -	2:17.720 (2)	1.000	65.01	10:24:07.387

P35 101 Peter BOWER				
LAP	LAP TIME	DIFF	MPH	TIME OF DAY
1 -	2:29.461	11.684	59.91	10:13:55.281
2 -	2:58.165	40.388	50.25	10:16:53.446
3 -	2:21.260 (2)	3.483	63.38	10:19:14.706
4 -	2:22.449 (3)	4.672	62.86	10:21:37.155
5 -	2:17.777 (1)	64.99	10:23:54.932	

P36 131 Lee PARKER				
LAP	LAP TIME	DIFF	MPH	TIME OF DAY
1 -	2:33.419	12.331	58.36	10:13:57.732
2 -	2:26.991	5.903	60.91	10:16:24.723
3 -	2:22.304 (3)	1.216	62.92	10:18:47.027
4 -	2:22.156 (2)	1.068	62.99	10:21:09.183
5 -	2:21.088 (1)	63.46	10:23:30.271	

P37 19 Glenn BEE				
LAP	LAP TIME	DIFF	MPH	TIME OF DAY
1 -	2:42.558	19.626	55.08	10:14:03.819
2 -	2:37.236 (3)	14.304	56.94	10:16:41.055
3 -	2:42.022	19.090	55.26	10:19:23.077
4 -	2:25.867 (2)	2.935	61.38	10:21:48.944
5 -	2:22.932 (1)	62.64	10:24:11.876	

P38 33 Patrick BOOTH				
LAP	LAP TIME	DIFF	MPH	TIME OF DAY
1 -	2:23.228 (1)	62.51	10:13:18.519	

Nankang Tyre CityCar Cup

QUALIFYING - RACE 11 - STATISTICS

Competitors Started	38
Planned Start	2024-06-23 @ 10:10:00.000
Actual Start	2024-06-23 @ 10:08:42.570
Finish Time	2024-06-23 @ 10:23:47.900
Track Length	2.4873mi.
Total Laps	233
Total Distance Covered	579.5522mi.

Session Fastest Lap History

NO	CL	NAME	LAP TIME	TIME OF DAY	LAP	VEHICLE
15	(G)	Max FINN	2:12.789	10:11:49.147	1	Citroen C1
91	SMC	Liam BROWNING	2:12.093	10:11:59.431	1	Citroen C1
52	SMC (N)	Rory PICKLES	2:12.021	10:12:29.344	1	Citroen C1
392	(G)	Christopher PARKES	2:10.784	10:14:01.062	2	Citroen C1
18		Stuart BLISS	2:09.132	10:14:06.245	2	Toyota Aygo
18		Stuart BLISS	2:08.059	10:18:25.559	4	Toyota Aygo
18		Stuart BLISS	2:08.050	10:20:33.610	5	Toyota Aygo
18		Stuart BLISS	2:07.938	10:22:41.548	6	Toyota Aygo
18		Stuart BLISS	2:07.640	10:24:49.187	7	Toyota Aygo

Flag History

TYPE	TIME OF DAY
GREEN	10:08:42.570
FINISH	10:23:47.900

Flag Statistics

TYPE	COUNT	TOTAL LAPS	TOTAL TIME
Green	1	7	18:04.657
Red	0	0	0.000
Safety Car	0	0	0.000
FCY	0	0	0.000

Nankang Tyre CityCar Cup

QUALIFYING - RACE 11 - STATISTICS

CLASS :

17 Starters

Fastest Lap History

NO	NAME	LAP TIME	TIME OF DAY	LAP	VEHICLE
23	Joe MOSS	2:14.343	10:11:52.167	1	Citroen C1
41	Alex FODEN	2:14.288	10:11:52.664	1	Citroen C1
18	Stuart BLISS	2:12.898	10:11:57.113	1	Toyota Aygo
18	Stuart BLISS	2:09.132	10:14:06.245	2	Toyota Aygo
18	Stuart BLISS	2:08.059	10:18:25.559	4	Toyota Aygo
18	Stuart BLISS	2:08.050	10:20:33.610	5	Toyota Aygo
18	Stuart BLISS	2:07.938	10:22:41.548	6	Toyota Aygo
18	Stuart BLISS	2:07.640	10:24:49.187	7	Toyota Aygo

Nankang Tyre CityCar Cup

QUALIFYING - RACE 11 - STATISTICS

CLASS : (G)

4 Starters

Fastest Lap History

NO	NAME	LAP TIME	TIME OF DAY	LAP	VEHICLE
15	Max FINN	2:12.789	10:11:49.147	1	Citroen C1
25	Philip HOUSE	2:12.108	10:12:10.425	1	Citroen C1
392	Christopher PARKES	2:10.784	10:14:01.062	2	Citroen C1
25	Philip HOUSE	2:09.801	10:14:20.225	2	Citroen C1
25	Philip HOUSE	2:08.852	10:18:42.396	4	Citroen C1
25	Philip HOUSE	2:08.690	10:20:51.085	5	Citroen C1
25	Philip HOUSE	2:08.115	10:22:59.202	6	Citroen C1
25	Philip HOUSE	2:07.886	10:25:07.086	7	Citroen C1

Nankang Tyre CityCar Cup

QUALIFYING - RACE 11 - STATISTICS

CLASS : (N)

3 Starters

Fastest Lap History

NO	NAME	LAP TIME	TIME OF DAY	LAP	VEHICLE
61	Fenn CURRAN	2:27.256	10:12:31.172	1	Citroen C1
68	John SYKES	2:20.399	10:13:29.865	1	Toyota Aygo
68	John SYKES	2:16.223	10:15:46.087	2	Toyota Aygo
68	John SYKES	2:15.424	10:18:01.511	3	Toyota Aygo
68	John SYKES	2:13.374	10:22:27.312	5	Toyota Aygo
68	John SYKES	2:12.521	10:24:39.833	6	Toyota Aygo

Nankang Tyre CityCar Cup

QUALIFYING - RACE 11 - STATISTICS

CLASS : SMC

10 Starters

Fastest Lap History

NO	NAME	LAP TIME	TIME OF DAY	LAP	VEHICLE
91	Liam BROWNING	2:12.093	10:11:59.431	1	Citroen C1
91	Liam BROWNING	2:11.138	10:14:10.561	2	Citroen C1
72	Haydn PAYNE	2:10.626	10:14:19.721	2	Citroen C1
27	Joshua JACKSON	2:10.018	10:17:07.157	3	Citroen C1
27	Joshua JACKSON	2:09.004	10:19:16.176	4	Citroen C1
27	Joshua JACKSON	2:08.634	10:21:24.809	5	Citroen C1

Nankang Tyre CityCar Cup

QUALIFYING - RACE 11 - STATISTICS

CLASS : SMC (N)

4 Starters

Fastest Lap History

NO	NAME	LAP TIME	TIME OF DAY	LAP	VEHICLE
52	Rory PICKLES	2:12.021	10:12:29.344	1	Citroen C1
52	Rory PICKLES	2:10.994	10:17:06.466	3	Citroen C1
52	Rory PICKLES	2:10.443	10:19:16.908	4	Citroen C1
12	Brady POLLOCK	2:09.979	10:19:19.733	4	Toyota Aygo
52	Rory PICKLES	2:09.784	10:21:26.692	5	Citroen C1
12	Brady POLLOCK	2:09.358	10:21:29.091	5	Toyota Aygo
12	Brady POLLOCK	2:08.817	10:23:37.909	6	Toyota Aygo

Nankang Tyre CityCar Cup

RACE 11 - GRID (15 minutes)

ROW 19	37	19	2:22.932 Glenn BEE	38	33	2:23.228 Patrick BOOTH	
ROW 18		35	101	2:17.777 Peter BOWER	36	131	2:21.088 Lee PARKER
ROW 17	33	97	2:15.695 Alistair MEIRING	34	61	2:16.720 Fenn CURRAN	
ROW 16		31	710	2:13.498 Richard SEMMENS	32	87	2:13.664 Ari BARKER
ROW 15	29	89	2:13.288 Tom HARTWELL	30	310	2:13.368 John NICHOLSON	
ROW 14		27	49	2:13.005 James SMITH	28	46	2:13.159 Craig FLYNN
ROW 13	25	88	2:12.886 Richard SNUGGS	26	73	2:12.944 Andrew PAYNE	
ROW 12		23	68	2:12.521 John SYKES	24	37	2:12.823 Ian HOWARD
ROW 11	21	319	2:12.139 Colin DUNN	22	43	2:12.381 Will HOPKINS	
ROW 10		19	24	2:11.840 Samuel JOHNSTON	20	11	2:11.878 James REILLY
ROW 9	17	3	2:11.512 Elliot LETTIS	18	456	2:11.552 Jason KNIGHT	
ROW 8		15	174	2:10.800 Emilia VINCENT	16	20	2:11.211 Nicholas RAMSAY-GOUGH
ROW 7	13	91	2:09.866 Liam BROWNING	14	23	2:09.976 Joe MOSS	
ROW 6		11	52	2:09.563 Rory PICKLES	12	41	2:09.662 Alex FODEN
ROW 5	9	57	2:09.525 Jack WHEELER	10	42	2:09.551 Toby OWEN	
ROW 4		7	392	2:09.336 Christopher PARKES	8	72	2:09.475 Haydn PAYNE
ROW 3	5	12	2:08.817 Brady POLLOCK	6	65	2:09.218 Richard JEPP	
ROW 2		3	27	2:08.634 Joshua JACKSON	4	15	2:08.711 Max FINN
ROW 1	1	18	2:07.640 Stuart BLISS	2	25	2:07.886 Philip HOUSE	
Pole							

These results are provisional until the conclusion of any judicial and technical matters.

Donington Park GP: 2.4873 miles

Clerk Of Course: Rob Briggs	Stewards:	Timekeeper: Sarah Evans	
-----------------------------	-----------	-------------------------	--

Results can be found at www.tsl-timing.com

Printed - 10:30 Sunday, 23 June 2024

Nankang Tyre CityCar Cup

RACE 11 - CLASSIFICATION

Race Distance: 7 Laps / 17.41 miles

POS	NO	CL	PIC	NAME	ENTRY	LAPS	TIME	GAP	DIFF	MPH	BEST	ON	GRD	↑↓
1	18		1	Stuart BLISS	Toyota Aygo	7	15:04.623			69.13	2:07.814	3	1	0
2	25	(G)	1	Philip HOUSE	Citroen C1	7	15:06.147	1.524	1.524	69.02	2:08.333	3	2	0
3	65	SMC	1	Richard JEPPI	Peugeot 107	7	15:12.241	7.618	6.094	68.56	2:08.885	4	6	3
4	12*	SMC(N)	1	Brady POLLOCK	Toyota Aygo	7	15:17.392	12.769	5.151	68.17	2:08.521	7	5	1
5	15*	(G)	2	Max FINN	Citroen C1	7	15:19.107	14.484	1.715	68.04	2:08.460	4	4	-1
6	3	SMC	2	Elliot LETTIS	Peugeot 107	7	15:24.996	20.373	5.889	67.61	2:09.260	2	17	11
7	72	SMC	3	Haydn PAYNE	Citroen C1	7	15:25.360	20.737	0.364	67.58	2:09.353	2	8	1
8	52	SMC(N)	2	Rory PICKLES	Citroen C1	7	15:25.638	21.015	0.278	67.56	2:09.986	2	11	3
9	41		2	Alex FODEN	Citroen C1	7	15:25.962	21.339	0.324	67.54	2:09.783	3	12	3
10	20		3	Nicholas RAMSAY-GOUGH	Citroen C1	7	15:27.003	22.380	1.041	67.46	2:07.458	6	16	6
11	174		4	Emilia VINCENT	Toyota Aygo	7	15:28.404	23.781	1.401	67.36	2:10.706	5	15	4
12	42		5	Toby OWEN	Toyota Aygo	7	15:31.666	27.043	3.262	67.13	2:10.674	4	10	-2
13	27	SMC	4	Joshua JACKSON	Citroen C1	7	15:34.141	29.518	2.475	66.95	2:08.641	4	3	-10
14	89		6	Tom HARTWELL	Citroen C1	7	15:44.808	40.185	10.667	66.19	2:11.700	3	29	15
15	88		7	Richard SNUGGS	Citroen C1	7	15:45.378	40.755	0.570	66.15	2:12.430	3	25	10
16	46		8	Craig FLYNN	Citroen C1	7	15:50.430	45.807	5.052	65.80	2:12.371	4	28	12
17	11*	SMC	5	James REILLY	Citroen C1	7	15:50.732	46.109	0.302	65.78	2:12.238	3	20	3
18	37		9	Ian HOWARD	Citroen C1	7	15:50.737	46.114	0.005	65.78	2:12.286	4	24	6
19	456	(G)	3	Jason KNIGHT	Citroen C1	7	15:51.371	46.748	0.634	65.74	2:11.909	7	18	-1
20	87	SMC(N)	3	Ari BARKER	Peugeot 107	7	15:54.548	49.925	3.177	65.52	2:11.687	4	32	12
21	73	SMC	6	Andrew PAYNE	Peugeot 107	7	15:55.412	50.789	0.864	65.46	2:12.051	5	26	5
22	710		10	Richard SEMMENS	Citroen C1	7	15:56.202	51.579	0.790	65.40	2:12.535	4	31	9
23	68	(N)	1	John SYKES	Toyota Aygo	7	15:56.510	51.887	0.308	65.38	2:12.041	3	23	0
24	43		11	Will HOPKINS	Citroen C1	7	15:57.108	52.485	0.598	65.34	2:12.613	4	22	-2
25	319	SMC	7	Colin DUNN	Citroen C1	7	15:57.281	52.658	0.173	65.33	2:11.689	4	21	-4
26	33		12	Patrick BOOTH	Citroen C1	7	16:00.887	56.264	3.606	65.09	2:11.536	5	38	12
27	49	SMC	8	James SMITH	Citroen C1	7	16:02.820	58.197	1.933	64.95	2:13.490	7	27	0
28	97		13	Alistair MEIRING	Citroen C1	7	16:03.686	59.063	0.866	64.90	2:15.198	3	33	5
29	61	(N)	2	Fenn CURRAN	Citroen C1	7	16:05.101	1:00.478	1.415	64.80	2:13.724	4	34	5
30	310		14	John NICHOLSON	Peugeot 107	7	16:09.908	1:05.285	4.807	64.48	2:11.533	4	30	0
31	101		15	Peter BOWER	Citroen C1	7	16:30.661	1:26.038	20.753	63.13	2:15.035	3	35	4
32	131	(N)	3	Lee PARKER	Toyota Aygo	7	16:34.524	1:29.901	3.863	62.88	2:19.188	6	36	4
33	19	SMC(N)	4	Glenn BEE	Citroen C1	7	16:36.382	1:31.759	1.858	62.77	2:19.167	6	37	4
34	57	SMC	9	Jack WHEELER	Citroen C1	6	16:46.327	1 Lap	1 Lap	53.25	2:09.719	2	9	-25

NOT CLASSIFIED

DNF	91	SMC		Liam BROWNING	Citroen C1	6	13:13.104	1 Lap		67.57	2:09.638	3	13	
DNF	24			Samuel JOHNSTON	Citroen C1	6	13:14.780	1 Lap	1.676	67.42	2:09.887	3	19	
DNF	392	(G)		Christopher PARKES	Citroen C1	4	9:38.157	3 Laps	2 Laps	61.71	2:10.848	2	7	
DNF	23			Joe MOSS	Citroen C1	3	6:39.673	4 Laps	1 Lap	66.87	2:09.727	3	14	

FASTEST LAP

20				Nicholas RAMSAY-GOUGH	Citroen C1	6	2:07.458			70.25 mph		113.06 kph	
25	(G)			Philip HOUSE	Citroen C1	3	2:08.333			69.77 mph		112.29 kph	
12	SMC(N)			Brady POLLOCK	Toyota Aygo	7	2:08.521			69.67 mph		112.12 kph	
27	SMC			Joshua JACKSON	Citroen C1	4	2:08.641			69.60 mph		112.02 kph	
68	(N)			John SYKES	Toyota Aygo	3	2:12.041			67.81 mph		109.13 kph	

Weather / Track : Bright / Dry

These results are provisional until the conclusion of any judicial and technical matters.

Date: 23/06/2024 Start: 12:14 Finish: 12:30

Donington Park GP: 2.4873 miles

Clerk Of Course: Rob Briggs	Stewards:	Timekeeper: Sarah Evans	
-----------------------------	-----------	-------------------------	--

Nankang Tyre CityCar Cup

RACE 11 - CLASSIFICATION

Race Distance: 7 Laps / 17.41 miles


Comments: Cars 20 & 46 - Please see the timekeepers. No working transponder - Q12.8.1. At all times throughout the event, competing vehicles shall be fitted with a working timing identification module (i.e.transponder)

Cars 11, 12 & 15 - 5 second penalty - Track limits

Weather / Track : Bright / Dry

These results are provisional until the conclusion of any judicial and technical matters.

Date: 23/06/2024 Start: 12:14 Finish: 12:30
Donington Park GP: 2.4873 miles

Clerk Of Course: Rob Briggs	Stewards:	Timekeeper: Sarah Evans	
-----------------------------	-----------	-------------------------	---

Nankang Tyre CityCar Cup

RACE 11 - LAP CHART

LAP 1 @ 12:17:12.080			LAP 2 @ 12:19:21.081			LAP 3 @ 12:21:28.895			LAP 4 @ 12:23:36.879			LAP 5 @ 12:25:45.807		
NO	BEHIND	LAP TIME	NO	BEHIND	LAP TIME	NO	BEHIND	LAP TIME	NO	BEHIND	LAP TIME	NO	BEHIND	LAP TIME
18		2:12.898	18		2:09.001	18		2:07.814	18		2:07.984	18		2:08.928
25	0.644	2:13.542	25	0.497	2:08.854	25	1.016	2:08.333	25	1.398	2:08.366	25	1.529	2:09.059
15	2.321	2:15.219	12	3.736	2:09.805	65	6.654	2:10.038	65	7.555	2:08.885	65	7.622	2:08.995
392	2.710	2:15.608	15	4.356	2:11.036	12	7.510	2:11.588	12	8.179	2:08.653	12	8.644	2:09.393
65	2.824	2:15.722	65	4.430	2:10.607	27	8.150	2:11.368	27	8.807	2:08.641	15	9.343	2:08.885
12	2.932	2:15.830	392	4.557	2:10.848	15	8.910	2:12.368	15	9.386	2:08.460	27	9.555	2:09.676
27	3.109	2:16.007	27	4.596	2:10.488	72	9.078	2:12.188	72	13.627	2:12.533	72	15.312	2:10.613
72	4.352	2:17.250	72	4.704	2:09.353	3	9.188	2:11.600	91	14.234	2:11.917	91	15.775	2:10.469
52	4.675	2:17.573	3	5.402	2:09.260	52	9.291	2:11.445	3	14.646	2:13.442	3	16.146	2:10.428
3	5.143	2:18.041	52	5.660	2:09.986	57	9.898	2:11.465	24	14.670	2:10.322	41	16.548	2:10.545
57	5.529	2:18.427	57	6.247	2:09.719	23	9.960	2:09.727	41	14.931	2:12.298	52	16.828	2:10.435
91	6.029	2:18.927	23	8.047	2:10.857	91	10.301	2:09.638	52	15.321	2:14.014	24	17.315	2:11.573
23	6.191	2:19.089	91	8.477	2:11.449	41	10.617	2:09.783	174	16.963	2:12.396	174	18.741	2:10.706
42	6.399	2:19.297	41	8.648	2:11.101	24	12.332	2:09.887	20	17.509	2:12.292	20	19.122	2:10.541
41	6.548	2:19.446	174	9.632	2:10.863	174	12.551	2:10.733	57	18.809	2:16.895 P	42	22.756	2:10.916
174	7.770	2:20.668	24	10.259	2:11.182	20	13.201	2:10.097	42	20.768	2:10.674	33	30.421	2:11.536
24	8.078	2:20.976	20	10.918	2:10.125	392	13.547	2:16.804	68	25.078	2:12.981	88	31.388	2:13.938
20	9.794	2:22.692	42	14.918	2:17.520	42	18.078	2:10.974	88	26.378	2:13.458	89	32.632	2:14.565
11	11.020	2:23.918	68	15.854	2:12.588	68	20.081	2:12.041	89	26.995	2:14.230	11	33.915	2:14.899
88	11.912	2:24.810	88	16.288	2:13.377	89	20.749	2:11.700	33	27.813	2:12.298	319	34.755	2:13.397
68	12.267	2:25.165	46	16.611	2:12.530	88	20.904	2:12.430	11	27.944	2:14.182	68	34.895	2:18.745
37	12.911	2:25.809	89	16.863	2:12.526	11	21.746	2:12.238	46	28.051	2:12.371	310	35.021	2:13.053
46	13.082	2:25.980	11	17.322	2:15.303	33	23.499	2:13.415	319	30.286	2:11.689	46	35.279	2:16.156
89	13.338	2:26.236	33	17.898	2:12.816	46	23.664	2:14.867	310	30.896	2:11.533	37	36.033	2:12.784
43	13.390	2:26.288	319	20.491	2:15.613	319	26.581	2:13.904	43	31.836	2:12.613	43	36.888	2:13.980
456	13.714	2:26.612	43	20.813	2:16.424	43	27.207	2:14.208	37	32.177	2:12.286	87	37.486	2:12.988
319	13.879	2:26.777	710	21.268	2:15.484	310	27.347	2:13.241	710	32.679	2:12.535	456	38.193	2:12.615
33	14.083	2:26.981	310	21.920	2:16.559	37	27.875	2:13.574	87	33.426	2:11.687	710	38.450	2:14.699
310	14.362	2:27.260	37	22.115	2:18.205	710	28.128	2:14.674	456	34.506	2:12.188	73	41.026	2:12.051
710	14.785	2:27.683	456	22.631	2:17.918	87	29.723	2:14.828	73	37.903	2:12.341	97	45.845	2:16.750
87	15.076	2:27.974	87	22.709	2:16.634	456	30.302	2:15.485	97	38.023	2:15.478	49	48.582	2:15.675
73	15.332	2:28.230	97	23.145	2:16.102	97	30.529	2:15.198	61	40.075	2:13.724	61	49.216	2:18.069
97	16.044	2:28.942	49	23.704	2:16.526	101	32.272	2:15.035	49	41.835	2:15.820	101	59.351	2:21.106
49	16.179	2:29.077	101	25.051	2:17.248	73	33.546	2:15.373	101	47.173	2:22.885	131	1:09.184	2:20.118
101	16.804	2:29.702	73	25.987	2:19.656	49	33.999	2:18.109	131	57.994	2:20.884	19	1:10.832	2:21.134
61	16.872	2:29.770	61	26.296	2:18.425	61	34.335	2:15.853	19	58.626	2:20.512			
131	19.642	2:32.540	131	32.111	2:21.470	131	45.094	2:20.797	392	1:00.460	2:54.897 P			
19	21.023	2:33.921	19	33.654	2:21.632	19	46.098	2:20.258						

Nankang Tyre CityCar Cup

RACE 11 - LAP CHART

LAP 6 @ 12:27:54.504			LAP 7 @ 12:30:03.805		
NO	BEHIND	LAP TIME	NO	BEHIND	LAP TIME
18		2:08.697	18		2:09.301
25	2.002	2:09.170	25	1.524	2:08.823
65	7.924	2:08.999	65	7.618	2:08.995
12	8.549	2:08.602	12	7.769	2:08.521
15	9.169	2:08.523	15	9.484	2:09.616
27	17.439	2:16.581	3	20.373	2:11.935
3	17.739	2:10.290	72	20.737	2:11.359
91	17.782	2:10.704	52	21.015	2:10.619
20	17.883	2:07.458	41	21.339	2:11.691
72	18.679	2:12.064	20	22.380	2:13.798
41	18.949	2:11.098	174	23.781	2:12.081
24	19.458	2:10.840	42	27.043	2:10.800
52	19.697	2:11.566	27	29.518	2:21.380
174	21.001	2:10.957	89	40.185	2:13.433
42	25.544	2:11.485	88	40.755	2:14.305
33	34.820	2:13.096	11	41.109	2:12.813
88	35.751	2:13.060	46	45.807	2:13.864
89	36.053	2:12.118	37	46.114	2:12.800
11	37.597	2:12.379	456	46.748	2:11.909
68	40.156	2:13.958	87	49.925	2:14.122
46	41.244	2:14.661	73	50.789	2:14.357
37	42.615	2:15.279	710	51.579	2:15.325
456	44.140	2:14.644	68	51.887	2:21.032
43	45.051	2:16.860	43	52.485	2:16.735
87	45.104	2:16.315	319	52.658	2:16.016
710	45.555	2:15.802	33	56.264	2:30.745
73	45.733	2:13.404	49	58.197	2:13.490
319	45.943	2:19.885	97	59.063	2:15.304
310	46.211	2:19.887	61	1:00.478	2:15.468
97	53.060	2:15.912	310	1:05.285	2:28.375
49	54.008	2:14.123	101	1:26.038	2:22.073
61	54.311	2:13.792	131	1:29.901	2:19.527
101	1:13.266	2:22.612	19	1:31.759	2:19.758
131	1:19.675	2:19.188	57	1 Lap	2:11.636
19	1:21.302	2:19.167			
57	1 Lap	5:38.185			

Nankang Tyre CityCar Cup

RACE 11 - POSITION CHART

No	Name	Lap Pos	Lap						
			1	2	3	4	5	6	7
18	BLISS	1	18	18	18	18	18	18	18
25	HOUSE	2	25	25	25	25	25	25	25
27	JACKSON	3	15	12	65	65	65	65	65
15	FINN	4	392	15	12	12	12	12	12
12	POLLOCK	5	65	65	27	27	15	15	15
65	JEPP	6	12	392	15	15	27	27	3
392	PARKES	7	27	27	72	72	72	3	72
72	PAYNE	8	72	72	3	91	91	91	52
57	WHEELER	9	52	3	52	3	3	20	41
42	OWEN	10	3	52	57	24	41	72	20
52	PICKLES	11	57	57	23	41	52	41	174
41	FODEN	12	91	23	91	52	24	24	42
91	BROWNING	13	23	91	41	174	174	52	27
23	MOSS	14	42	41	24	20	20	174	89
174	VINCENT	15	41	174	174	57	42	42	88
20	RAMSAY-GOUGH	16	174	24	20	42	33	33	11
3	LETTIS	17	24	20	392	68	88	88	46
456	KNIGHT	18	20	42	42	88	89	89	37
24	JOHNSTON	19	11	68	68	89	11	11	456
11	REILLY	20	88	88	89	33	319	68	87
319	DUNN	21	68	46	88	11	68	46	73
43	HOPKINS	22	37	89	11	46	310	37	710
68	SYKES	23	46	11	33	319	46	456	68
37	HOWARD	24	89	33	46	310	37	43	43
88	SNUGGS	25	43	319	319	43	43	87	319
73	PAYNE	26	456	43	43	37	87	710	33
49	SMITH	27	319	710	310	710	456	73	49
46	FLYNN	28	33	310	37	87	710	319	97
89	HARTWELL	29	310	37	710	456	73	310	61
310	NICHOLSON	30	710	456	87	73	97	97	310
710	SEMMENS	31	87	87	456	97	49	49	101
87	BARKER	32	73	97	97	61	61	61	131
97	MEIRING	33	97	49	101	49	101	101	19
61	CURRAN	34	49	101	73	101	131	131	
101	BOWER	35	101	73	49	131	19	19	
131	PARKER	36	61	61	61	19	57	57	
19	BEE	37	131	131	131	392			
33	BOOTH	38	19	19	19				

Nankang Tyre CityCar Cup

RACE 11 - LAP ANALYSIS

DIFF = Difference To Personal Best Lap

P1 18 Stuart BLISS				
LAP	LAP TIME	DIFF	MPH	TIME OF DAY
1 -	2:12.898	5.084	67.37	12:17:12.080
2 -	2:09.001	1.187	69.41	12:19:21.081
3 -	2:07.814 (1)		70.05	12:21:28.895
4 -	2:07.984 (2)	0.170	69.96	12:23:36.879
5 -	2:08.928	1.114	69.45	12:25:45.807
6 -	2:08.697 (3)	0.883	69.57	12:27:54.504
7 -	2:09.301	1.487	69.25	12:30:03.805

P2 25 Philip HOUSE				
LAP	LAP TIME	DIFF	MPH	TIME OF DAY
1 -	2:13.542	5.209	67.05	12:17:12.724
2 -	2:08.854	0.521	69.49	12:19:21.578
3 -	2:08.333 (1)		69.77	12:21:29.911
4 -	2:08.366 (2)	0.033	69.75	12:23:38.277
5 -	2:09.059	0.726	69.38	12:25:47.336
6 -	2:09.170	0.837	69.32	12:27:56.506
7 -	2:08.823 (3)	0.490	69.50	12:30:05.329

P3 65 Richard JEPPI				
LAP	LAP TIME	DIFF	MPH	TIME OF DAY
1 -	2:15.722	6.837	65.97	12:17:14.904
2 -	2:10.607	1.722	68.56	12:19:25.511
3 -	2:10.038	1.153	68.86	12:21:35.549
4 -	2:08.885 (1)		69.47	12:23:44.434
5 -	2:08.995 (2)	0.110	69.41	12:25:53.429
6 -	2:08.999	0.114	69.41	12:28:02.428
7 -	2:08.995 (2)	0.110	69.41	12:30:11.423

P4 12 Brady POLLOCK				
LAP	LAP TIME	DIFF	MPH	TIME OF DAY
1 -	2:15.830	7.309	65.92	12:17:15.012
2 -	2:09.805	1.284	68.98	12:19:24.817
3 -	2:11.588	3.067	68.04	12:21:36.405
4 -	2:08.653 (3)	0.132	69.60	12:23:45.058
5 -	2:09.393	0.872	69.20	12:25:54.451
6 -	2:08.602 (2)	0.081	69.62	12:28:03.053
7 -	2:08.521 (1)		69.67	12:30:11.574

P5 15 Max FINN				
LAP	LAP TIME	DIFF	MPH	TIME OF DAY
1 -	2:15.219	6.759	66.22	12:17:14.401
2 -	2:11.036	2.576	68.33	12:19:25.437
3 -	2:12.368	3.908	67.64	12:21:37.805
4 -	2:08.460 (1)		69.70	12:23:46.265
5 -	2:08.885 (3)	0.425	69.47	12:25:55.150
6 -	2:08.523 (2)	0.063	69.67	12:28:03.673
7 -	2:09.616	1.156	69.08	12:30:13.289

P6 3 Elliot LETTIS				
LAP	LAP TIME	DIFF	MPH	TIME OF DAY
1 -	2:18.041	8.781	64.86	12:17:17.223
2 -	2:09.260 (1)		69.27	12:19:26.483
3 -	2:11.600	2.340	68.04	12:21:38.083
4 -	2:13.442	4.182	67.10	12:23:51.525
5 -	2:10.428 (3)	1.168	68.65	12:26:01.953
6 -	2:10.290 (2)	1.030	68.72	12:28:12.243
7 -	2:11.935	2.675	67.87	12:30:24.178

DIFF = Difference To Personal Best Lap

P7 72 Haydn PAYNE				
LAP	LAP TIME	DIFF	MPH	TIME OF DAY
1 -	2:17.250	7.897	65.24	12:17:16.432
2 -	2:09.353 (1)		69.22	12:19:25.785
3 -	2:12.188	2.835	67.74	12:21:37.973
4 -	2:12.533	3.180	67.56	12:23:50.506
5 -	2:10.613 (2)	1.260	68.55	12:26:01.119
6 -	2:12.064	2.711	67.80	12:28:13.183
7 -	2:11.359 (3)	2.006	68.16	12:30:24.542

P8 52 Rory PICKLES				
LAP	LAP TIME	DIFF	MPH	TIME OF DAY
1 -	2:17.573	7.587	65.08	12:17:16.755
2 -	2:09.986 (1)		68.88	12:19:26.741
3 -	2:11.445	1.459	68.12	12:21:38.186
4 -	2:14.014	4.028	66.81	12:23:52.200
5 -	2:10.435 (2)	0.449	68.65	12:26:02.635
6 -	2:11.566	1.580	68.06	12:28:14.201
7 -	2:10.619 (3)	0.633	68.55	12:30:24.820

P9 41 Alex FODEN				
LAP	LAP TIME	DIFF	MPH	TIME OF DAY
1 -	2:19.446	9.663	64.21	12:17:18.628
2 -	2:11.101	1.318	68.30	12:19:29.729
3 -	2:09.783 (1)		68.99	12:21:39.512
4 -	2:12.298	2.515	67.68	12:23:51.810
5 -	2:10.545 (2)	0.762	68.59	12:26:02.355
6 -	2:11.098 (3)	1.315	68.30	12:28:13.453
7 -	2:11.691	1.908	67.99	12:30:25.144

P10 20 Nicholas RAMSAY-GOUGH				
LAP	LAP TIME	DIFF	MPH	TIME OF DAY
1 -	2:22.692	15.234	62.75	12:17:21.874
2 -	2:10.125 (3)	2.667	68.81	12:19:31.999
3 -	2:10.097 (2)	2.639	68.82	12:21:42.096
4 -	2:12.292	4.834	67.68	12:23:54.388
5 -	2:10.541	3.083	68.59	12:26:04.929
6 -	2:07.458 (1)		70.25	12:28:12.387
7 -	2:13.798	6.340	66.92	12:30:26.185

P11 174 Emilia VINCENT				
LAP	LAP TIME	DIFF	MPH	TIME OF DAY
1 -	2:20.668	9.962	63.65	12:17:19.850
2 -	2:10.863 (3)	0.157	68.42	12:19:30.713
3 -	2:10.733 (2)	0.027	68.49	12:21:41.446
4 -	2:12.396	1.690	67.63	12:23:53.842
5 -	2:10.706 (1)		68.50	12:26:04.548
6 -	2:10.957	0.251	68.37	12:28:15.505
7 -	2:12.081	1.375	67.79	12:30:27.586

P12 42 Toby OWEN				
LAP	LAP TIME	DIFF	MPH	TIME OF DAY
1 -	2:19.297	8.623	64.28	12:17:18.479
2 -	2:17.520	6.846	65.11	12:19:35.999
3 -	2:10.974	0.300	68.36	12:21:46.973
4 -	2:10.674 (1)		68.52	12:23:57.647
5 -	2:10.916 (3)	0.242	68.39	12:26:08.563
6 -	2:11.485	0.811	68.10	12:28:20.048
7 -	2:10.800 (2)	0.126	68.45	12:30:30.848

Nankang Tyre CityCar Cup

RACE 11 - LAP ANALYSIS

DIFF = Difference To Personal Best Lap

P13 27 Joshua JACKSON				
LAP	LAP TIME	DIFF	MPH	TIME OF DAY
1 -	2:16.007	7.366	65.83	12:17:15.189
2 -	2:10.488 (3)	1.847	68.62	12:19:25.677
3 -	2:11.368	2.727	68.16	12:21:37.045
4 -	2:08.641 (1)		69.60	12:23:45.686
5 -	2:09.676 (2)	1.035	69.05	12:25:55.362
6 -	2:16.581	7.940	65.56	12:28:11.943
7 -	2:21.380	12.739	63.33	12:30:33.323

P14 89 Tom HARTWELL				
LAP	LAP TIME	DIFF	MPH	TIME OF DAY
1 -	2:26.236	14.536	61.23	12:17:25.418
2 -	2:12.526 (3)	0.826	67.56	12:19:37.944
3 -	2:11.700 (1)		67.99	12:21:49.644
4 -	2:14.230	2.530	66.70	12:24:03.874
5 -	2:14.565	2.865	66.54	12:26:18.439
6 -	2:12.118 (2)	0.418	67.77	12:28:30.557
7 -	2:13.433	1.733	67.10	12:30:43.990

P15 88 Richard SNUGGS				
LAP	LAP TIME	DIFF	MPH	TIME OF DAY
1 -	2:24.810	12.380	61.83	12:17:23.992
2 -	2:13.377 (3)	0.947	67.13	12:19:37.369
3 -	2:12.430 (1)		67.61	12:21:49.799
4 -	2:13.458	1.028	67.09	12:24:03.257
5 -	2:13.938	1.508	66.85	12:26:17.195
6 -	2:13.060 (2)	0.630	67.29	12:28:30.255
7 -	2:14.305	1.875	66.67	12:30:44.560

P16 46 Craig FLYNN				
LAP	LAP TIME	DIFF	MPH	TIME OF DAY
1 -	2:25.980	13.609	61.34	12:17:25.162
2 -	2:12.530 (2)	0.159	67.56	12:19:37.692
3 -	2:14.867	2.496	66.39	12:21:52.559
4 -	2:12.371 (1)		67.64	12:24:04.930
5 -	2:16.156	3.785	65.76	12:26:21.086
6 -	2:14.661	2.290	66.49	12:28:35.748
7 -	2:13.864 (3)	1.493	66.89	12:30:49.612

P17 11 James REILLY				
LAP	LAP TIME	DIFF	MPH	TIME OF DAY
1 -	2:23.918	11.680	62.21	12:17:23.100
2 -	2:15.303	3.065	66.18	12:19:38.403
3 -	2:12.238 (1)		67.71	12:21:50.641
4 -	2:14.182	1.944	66.73	12:24:04.823
5 -	2:14.899	2.661	66.37	12:26:19.722
6 -	2:12.379 (2)	0.141	67.64	12:28:32.101
7 -	2:12.813 (3)	0.575	67.42	12:30:44.914

P18 37 Ian HOWARD				
LAP	LAP TIME	DIFF	MPH	TIME OF DAY
1 -	2:25.809	13.523	61.41	12:17:24.991
2 -	2:18.205	5.919	64.79	12:19:43.196
3 -	2:13.574	1.288	67.03	12:21:56.770
4 -	2:12.286 (1)		67.69	12:24:09.056
5 -	2:12.784 (2)	0.498	67.43	12:26:21.840
6 -	2:15.279	2.993	66.19	12:28:37.119
7 -	2:12.800 (3)	0.514	67.42	12:30:49.919

DIFF = Difference To Personal Best Lap

P19 456 Jason KNIGHT				
LAP	LAP TIME	DIFF	MPH	TIME OF DAY
1 -	2:26.612	14.703	61.07	12:17:25.794
2 -	2:17.918	6.009	64.92	12:19:43.712
3 -	2:15.485	3.576	66.09	12:21:59.197
4 -	2:12.188 (2)	0.279	67.74	12:24:11.385
5 -	2:12.615 (3)	0.706	67.52	12:26:24.000
6 -	2:14.644	2.735	66.50	12:28:38.644
7 -	2:11.909 (1)		67.88	12:30:50.553

P20 87 Ari BARKER				
LAP	LAP TIME	DIFF	MPH	TIME OF DAY
1 -	2:27.974	16.287	60.51	12:17:27.156
2 -	2:16.634	4.947	65.53	12:19:43.790
3 -	2:14.828	3.141	66.41	12:21:58.618
4 -	2:11.687 (1)		67.99	12:24:10.305
5 -	2:12.988 (2)	1.301	67.33	12:26:23.293
6 -	2:16.315	4.628	65.68	12:28:39.608
7 -	2:14.122 (3)	2.435	66.76	12:30:53.730

P21 73 Andrew PAYNE				
LAP	LAP TIME	DIFF	MPH	TIME OF DAY
1 -	2:28.230	16.179	60.40	12:17:27.412
2 -	2:19.656	7.605	64.11	12:19:47.068
3 -	2:15.373	3.322	66.14	12:22:02.441
4 -	2:12.341 (2)	0.290	67.66	12:24:14.782
5 -	2:12.051 (1)		67.81	12:26:26.833
6 -	2:13.404 (3)	1.353	67.12	12:28:40.237
7 -	2:14.357	2.306	66.64	12:30:54.594

P22 710 Richard SEMMENS				
LAP	LAP TIME	DIFF	MPH	TIME OF DAY
1 -	2:27.683	15.148	60.63	12:17:26.865
2 -	2:15.484	2.949	66.09	12:19:42.349
3 -	2:14.674 (2)	2.139	66.48	12:21:57.023
4 -	2:12.535 (1)		67.56	12:24:09.558
5 -	2:14.699 (3)	2.164	66.47	12:26:24.257
6 -	2:15.802	3.267	65.93	12:28:40.059
7 -	2:15.325	2.790	66.17	12:30:55.384

P23 68 John SYKES				
LAP	LAP TIME	DIFF	MPH	TIME OF DAY
1 -	2:25.165	13.124	61.68	12:17:24.347
2 -	2:12.588 (2)	0.547	67.53	12:19:36.935
3 -	2:12.041 (1)		67.81	12:21:48.976
4 -	2:12.981 (3)	0.940	67.33	12:24:01.957
5 -	2:18.745	6.704	64.53	12:26:20.702
6 -	2:13.958	1.917	66.84	12:28:34.660
7 -	2:21.032	8.991	63.49	12:30:55.692

P24 43 Will HOPKINS				
LAP	LAP TIME	DIFF	MPH	TIME OF DAY
1 -	2:26.288	13.675	61.21	12:17:25.470
2 -	2:16.424	3.811	65.63	12:19:41.894
3 -	2:14.208 (3)	1.595	66.72	12:21:56.102
4 -	2:12.613 (1)		67.52	12:24:08.715
5 -	2:13.980 (2)	1.367	66.83	12:26:22.695
6 -	2:16.860	4.247	65.42	12:28:39.555
7 -	2:16.735	4.122	65.48	12:30:56.290

Nankang Tyre CityCar Cup

RACE 11 - LAP ANALYSIS

DIFF = Difference To Personal Best Lap

P25 319 Colin DUNN				
LAP	LAP TIME	DIFF	MPH	TIME OF DAY
1 -	2:26.777	15.088	61.00	12:17:25.959
2 -	2:15.613	3.924	66.02	12:19:41.572
3 -	2:13.904 (3)	2.215	66.87	12:21:55.476
4 -	2:11.689 (1)		67.99	12:24:07.165
5 -	2:13.397 (2)	1.708	67.12	12:26:20.562
6 -	2:19.885	8.196	64.01	12:28:40.447
7 -	2:16.016	4.327	65.83	12:30:56.463

P26 33 Patrick BOOTH				
LAP	LAP TIME	DIFF	MPH	TIME OF DAY
1 -	2:26.981	15.445	60.92	12:17:26.163
2 -	2:12.816 (3)	1.280	67.42	12:19:38.979
3 -	2:13.415	1.879	67.11	12:21:52.394
4 -	2:12.298 (2)	0.762	67.68	12:24:04.692
5 -	2:11.536 (1)		68.07	12:26:16.228
6 -	2:13.096	1.560	67.27	12:28:29.324
7 -	2:30.745	19.209	59.40	12:31:00.069

P27 49 James SMITH				
LAP	LAP TIME	DIFF	MPH	TIME OF DAY
1 -	2:29.077	15.587	60.06	12:17:28.259
2 -	2:16.526	3.036	65.58	12:19:44.785
3 -	2:18.109	4.619	64.83	12:22:02.894
4 -	2:15.820	2.330	65.92	12:24:18.714
5 -	2:15.675 (3)	2.185	65.99	12:26:34.389
6 -	2:14.123 (2)	0.633	66.76	12:28:48.512
7 -	2:13.490 (1)		67.07	12:31:02.002

P28 97 Alistair MEIRING				
LAP	LAP TIME	DIFF	MPH	TIME OF DAY
1 -	2:28.942	13.744	60.12	12:17:28.124
2 -	2:16.102	0.904	65.79	12:19:44.226
3 -	2:15.198 (1)		66.23	12:21:59.424
4 -	2:15.478 (3)	0.280	66.09	12:24:14.902
5 -	2:16.750	1.552	65.48	12:26:31.652
6 -	2:15.912	0.714	65.88	12:28:47.564
7 -	2:15.304 (2)	0.106	66.18	12:31:02.868

P29 61 Fenn CURRAN				
LAP	LAP TIME	DIFF	MPH	TIME OF DAY
1 -	2:29.770	16.046	59.78	12:17:28.952
2 -	2:18.425	4.701	64.68	12:19:47.377
3 -	2:15.853	2.129	65.91	12:22:03.230
4 -	2:13.724 (1)		66.96	12:24:16.954
5 -	2:18.069	4.345	64.85	12:26:35.023
6 -	2:13.792 (2)	0.068	66.92	12:28:48.815
7 -	2:15.468 (3)	1.744	66.10	12:31:04.283

P30 310 John NICHOLSON				
LAP	LAP TIME	DIFF	MPH	TIME OF DAY
1 -	2:27.260	15.727	60.80	12:17:26.442
2 -	2:16.559	5.026	65.57	12:19:43.001
3 -	2:13.241 (3)	1.708	67.20	12:21:56.242
4 -	2:11.533 (1)		68.07	12:24:07.775
5 -	2:13.053 (2)	1.520	67.29	12:26:20.828
6 -	2:19.887	8.354	64.01	12:28:40.715
7 -	2:28.375	16.842	60.35	12:31:09.090

DIFF = Difference To Personal Best Lap

P31 101 Peter BOWER				
LAP	LAP TIME	DIFF	MPH	TIME OF DAY
1 -	2:29.702	14.667	59.81	12:17:28.884
2 -	2:17.248 (2)	2.213	65.24	12:19:46.132
3 -	2:15.035 (1)		66.31	12:22:01.167
4 -	2:22.885	7.850	62.66	12:24:24.052
5 -	2:21.106 (3)	6.071	63.45	12:26:45.158
6 -	2:22.612	7.577	62.78	12:29:07.770
7 -	2:22.073	7.038	63.02	12:31:29.843

P32 131 Lee PARKER				
LAP	LAP TIME	DIFF	MPH	TIME OF DAY
1 -	2:32.540	13.352	58.70	12:17:31.722
2 -	2:21.470	2.282	63.29	12:19:53.192
3 -	2:20.797	1.609	63.59	12:22:13.989
4 -	2:20.884	1.696	63.55	12:24:34.873
5 -	2:20.118 (3)	0.930	63.90	12:26:54.991
6 -	2:19.188 (1)		64.33	12:29:14.179
7 -	2:19.527 (2)	0.339	64.17	12:31:33.706

P33 19 Glenn BEE				
LAP	LAP TIME	DIFF	MPH	TIME OF DAY
1 -	2:33.921	14.754	58.17	12:17:33.103
2 -	2:21.632	2.465	63.22	12:19:54.735
3 -	2:20.258 (3)	1.091	63.84	12:22:14.993
4 -	2:20.512	1.345	63.72	12:24:35.505
5 -	2:21.134	1.967	63.44	12:26:56.639
6 -	2:19.167 (1)		64.34	12:29:15.806
7 -	2:19.758 (2)	0.591	64.07	12:31:35.564

P34 57 Jack WHEELER				
LAP	LAP TIME	DIFF	MPH	TIME OF DAY
1 -	2:18.427	8.708	64.68	12:17:17.609
2 -	2:09.719 (1)		69.02	12:19:27.328
3 -	2:11.465 (2)	1.746	68.11	12:21:38.793
4 -	2:16.895 P	7.176	65.41	12:23:55.688
5 -	5:38.185	3:28.466	26.47	12:29:33.873
6 -	2:11.636 (3)	1.917	68.02	12:31:45.509

P35 91 Liam BROWNING				
LAP	LAP TIME	DIFF	MPH	TIME OF DAY
1 -	2:18.927	9.289	64.45	12:17:18.109
2 -	2:11.449	1.811	68.12	12:19:29.558
3 -	2:09.638 (1)		69.07	12:21:39.196
4 -	2:11.917	2.279	67.87	12:23:51.113
5 -	2:10.469 (2)	0.831	68.63	12:26:01.582
6 -	2:10.704 (3)	1.066	68.50	12:28:12.286

P36 24 Samuel JOHNSTON				
LAP	LAP TIME	DIFF	MPH	TIME OF DAY
1 -	2:20.976	11.089	63.51	12:17:20.158
2 -	2:11.182	1.295	68.25	12:19:31.340
3 -	2:09.887 (1)		68.94	12:21:41.227
4 -	2:10.322 (2)	0.435	68.71	12:23:51.549
5 -	2:11.573	1.686	68.05	12:26:03.122
6 -	2:10.840 (3)	0.953	68.43	12:28:13.962

Nankang Tyre CityCar Cup

RACE 11 - LAP ANALYSIS

DIFF = Difference To Personal Best Lap

P37 392 Christopher PARKES				
LAP	LAP TIME	DIFF	MPH	TIME OF DAY
1 -	2:15.608 (2)	4.760	66.03	12:17:14.790
2 -	2:10.848 (1)		68.43	12:19:25.638
3 -	2:16.804 (3)	5.956	65.45	12:21:42.442
4 -	2:54.897 P	44.049	51.19	12:24:37.339

P38 23 Joe MOSS				
LAP	LAP TIME	DIFF	MPH	TIME OF DAY
1 -	2:19.089 (3)	9.362	64.37	12:17:18.271
2 -	2:10.857 (2)	1.130	68.42	12:19:29.128
3 -	2:09.727 (1)		69.02	12:21:38.855

Nankang Tyre CityCar Cup

RACE 11 - STATISTICS

Competitors Started 38
Planned Start 2024-06-23 @ 12:10:00.000
Actual Start 2024-06-23 @ 12:14:59.181
Finish Time 2024-06-23 @ 12:30:02.910
Track Length 2.4873mi.
Total Laps 256
Total Distance Covered 636.7613mi.

Session Fastest Lap History

NO	CL	NAME	LAP TIME	TIME OF DAY	LAP	VEHICLE
18		Stuart BLISS	2:12.898	12:17:12.096	1	Toyota Aygo
18		Stuart BLISS	2:09.001	12:19:21.097	2	Toyota Aygo
25	(G)	Philip HOUSE	2:08.854	12:19:21.597	2	Citroen C1
18		Stuart BLISS	2:07.814	12:21:28.911	3	Toyota Aygo
20		Nicholas RAMSAY-GOUGH	2:07.458	12:28:12.387	6	Citroen C1

Session Leader History

NO	CL	NAME	FROM LAP	LAPS LED	DISTANCE	VEHICLE
18		Stuart BLISS	1	7	17.37 miles	Toyota Aygo

Flag History

TYPE	TIME OF DAY
GREEN	12:14:59.181
FINISH	12:30:02.910

Flag Statistics

TYPE	COUNT	TOTAL LAPS	TOTAL TIME
Green	1	7	17:45.879
Red	0	0	0.000
Safety Car	0	0	0.000
FCY	0	0	0.000

Nankang Tyre CityCar Cup

RACE 11 - STATISTICS

CLASS :

17 Starters

Fastest Lap History

NO	NAME	LAP TIME	TIME OF DAY	LAP	VEHICLE
18	Stuart BLISS	2:12.898	12:17:12.096	1	Toyota Aygo
18	Stuart BLISS	2:09.001	12:19:21.097	2	Toyota Aygo
18	Stuart BLISS	2:07.814	12:21:28.911	3	Toyota Aygo
20	Nicholas RAMSAY-GOUGH	2:07.458	12:28:12.387	6	Citroen C1

Leader History

NO	NAME	FROM LAP	LAPS LED	DISTANCE	VEHICLE
18	Stuart BLISS	1	7	17.37 miles	Toyota Aygo

Nankang Tyre CityCar Cup

RACE 11 - STATISTICS

CLASS : (G)

4 Starters

Fastest Lap History

NO	NAME	LAP TIME	TIME OF DAY	LAP	VEHICLE
25	Philip HOUSE	2:13.542	12:17:12.742	1	Citroen C1
25	Philip HOUSE	2:08.854	12:19:21.597	2	Citroen C1
25	Philip HOUSE	2:08.333	12:21:29.930	3	Citroen C1

Leader History

NO	NAME	FROM LAP	LAPS LED	DISTANCE	VEHICLE
25	Philip HOUSE	1	7	17.37 miles	Citroen C1

Nankang Tyre CityCar Cup

RACE 11 - STATISTICS

CLASS : (N)

3 Starters

Fastest Lap History

NO	NAME	LAP TIME	TIME OF DAY	LAP	VEHICLE
68	John SYKES	2:25.165	12:17:24.365	1	Toyota Aygo
68	John SYKES	2:12.588	12:19:36.954	2	Toyota Aygo
68	John SYKES	2:12.041	12:21:48.994	3	Toyota Aygo

Leader History

NO	NAME	FROM LAP	LAPS LED	DISTANCE	VEHICLE
68	John SYKES	1	7	17.37 miles	Toyota Aygo

Nankang Tyre CityCar Cup

RACE 11 - STATISTICS

CLASS : SMC

10 Starters

Fastest Lap History

NO	NAME	LAP TIME	TIME OF DAY	LAP	VEHICLE
65	Richard JEPP	2:15.722	12:17:14.904	1	Peugeot 107
65	Richard JEPP	2:10.607	12:19:25.511	2	Peugeot 107
27	Joshua JACKSON	2:10.488	12:19:25.677	2	Citroen C1
72	Haydn PAYNE	2:09.353	12:19:25.868	2	Citroen C1
3	Elliot LETTIS	2:09.260	12:19:26.501	2	Peugeot 107
65	Richard JEPP	2:08.885	12:23:44.448	4	Peugeot 107
27	Joshua JACKSON	2:08.641	12:23:45.700	4	Citroen C1

Leader History

NO	NAME	FROM LAP	LAPS LED	DISTANCE	VEHICLE
65	Richard JEPP	1	7	17.37 miles	Peugeot 107

Nankang Tyre CityCar Cup

RACE 11 - STATISTICS

CLASS : SMC (N)

4 Starters

Fastest Lap History

NO	NAME	LAP TIME	TIME OF DAY	LAP	VEHICLE
12	Brady POLLOCK	2:15.830	12:17:15.084	1	Toyota Aygo
12	Brady POLLOCK	2:09.805	12:19:24.832	2	Toyota Aygo
12	Brady POLLOCK	2:08.653	12:23:45.073	4	Toyota Aygo
12	Brady POLLOCK	2:08.602	12:28:03.068	6	Toyota Aygo
12	Brady POLLOCK	2:08.521	12:30:11.574	7	Toyota Aygo

Leader History


NO	NAME	FROM LAP	LAPS LED	DISTANCE	VEHICLE
12	Brady POLLOCK	1	7	17.37 miles	Toyota Aygo

Nankang Tyre CityCar Cup

RACE 14 - GRID (15 minutes)

ROW 19	37	392 Christopher PARKES	38	23 Joe MOSS
ROW 18	35	91 Liam BROWNING	36	24 Samuel JOHNSTON
ROW 17	33	19 Glenn BEE	34	57 Jack WHEELER
ROW 16	31	101 Peter BOWER	32	131 Lee PARKER
ROW 15	29	61 Fenn CURRAN	30	310 John NICHOLSON
ROW 14	27	49 James SMITH	28	97 Alistair MEIRING
ROW 13	25	319 Colin DUNN	26	33 Patrick BOOTH
ROW 12	23	68 John SYKES	24	43 Will HOPKINS
ROW 11	21	73 Andrew PAYNE	22	710 Richard SEMMENS
ROW 10	19	456 Jason KNIGHT	20	87 Ari BARKER
ROW 9	17	11 James REILLY	18	37 Ian HOWARD
ROW 8	15	88 Richard SNUGGS	16	46 Craig FLYNN
ROW 7	13	27 Joshua JACKSON	14	89 Tom HARTWELL
ROW 6	11	174 Emilia VINCENT	12	42 Toby OWEN
ROW 5	9	41 Alex FODEN	10	20 Nicholas RAMSAY-GOUGH
ROW 4	7	72 Haydn PAYNE	8	52 Rory PICKLES
ROW 3	5	15 Max FINN	6	3 Elliot LETTIS
ROW 2	3	65 Richard JEPP	4	12 Brady POLLOCK
ROW 1	1	18 Stuart BLISS	2	25 Philip HOUSE

Pole



These results are provisional until the conclusion of any judicial and technical matters.

Donington Park GP: 2.4873 miles

Clerk Of Course: Rob Briggs	Stewards:	Timekeeper: Sarah Evans	
-----------------------------	-----------	-------------------------	---

Results can be found at www.tsl-timing.com

Printed - 12:47 Sunday, 23 June 2024

Nankang Tyre CityCar Cup

RACE 14 - CLASSIFICATION

Race Distance: 3 Laps / 7.46 miles

POS	NO	CL	PIC	NAME	ENTRY	LAPS	TIME	GAP	DIFF	MPH	BEST	ON
1	18		1	Stuart BLISS	Toyota Aygo	3	10:31.268			42.33	2:08.123	3
2	25	(G)	1	Philip HOUSE	Citroen C1	3	10:31.794	0.526	0.526	42.30	2:08.215	3
3	65	SMC	1	Richard JEPP	Peugeot 107	3	10:33.484	2.216	1.690	42.19	2:08.998	3
4	12	SMC(N)	1	Brady POLLOCK	Toyota Aygo	3	10:36.073	4.805	2.589	42.01	2:09.943	3
5	72	SMC	2	Haydn PAYNE	Citroen C1	3	10:40.913	9.645	4.840	41.70	2:11.177	3
6	41		2	Alex FODEN	Citroen C1	3	10:41.361	10.093	0.448	41.67	2:10.922	2
7	20		3	Nicholas RAMSAY-GOUGH	Citroen C1	3	10:42.236	10.968	0.875	41.61	2:10.101	2
8	89		4	Tom HARTWELL	Citroen C1	3	10:44.037	12.769	1.801	41.49	2:11.641	2
9	42		5	Toby OWEN	Toyota Aygo	3	10:44.700	13.432	0.663	41.45	2:10.442	2
10	3	SMC	3	Elliot LETTIS	Peugeot 107	3	10:44.743	13.475	0.043	41.45	2:10.758	2
11	174		6	Emilia VINCENT	Toyota Aygo	3	10:45.388	14.120	0.645	41.41	2:11.940	2
12	15	(G)	2	Max FINN	Citroen C1	3	10:45.685	14.417	0.297	41.39	2:12.601	2
13	88		7	Richard SNUGGS	Citroen C1	3	10:49.253	17.985	3.568	41.16	2:12.576	3
14	46		8	Craig FLYNN	Citroen C1	3	10:49.637	18.369	0.384	41.14	2:12.665	3
15	37		9	Ian HOWARD	Citroen C1	3	10:53.508	22.240	3.871	40.89	2:13.885	3
16	710		10	Richard SEMMENS	Citroen C1	3	10:53.911	22.643	0.403	40.87	2:12.417	3
17	310		11	John NICHOLSON	Peugeot 107	3	10:54.389	23.121	0.478	40.84	2:12.522	3
18	68	(N)	1	John SYKES	Toyota Aygo	3	10:54.655	23.387	0.266	40.82	2:13.635	3
19	319	SMC	4	Colin DUNN	Citroen C1	3	10:55.817	24.549	1.162	40.75	2:12.397	3
20	23		12	Joe MOSS	Citroen C1	3	10:59.115	27.847	3.298	40.54	2:13.512	3
21	392	(G)	3	Christopher PARKES	Citroen C1	3	10:59.848	28.580	0.733	40.50	2:11.605	3
22	24		13	Samuel JOHNSTON	Citroen C1	3	11:00.288	29.020	0.440	40.47	2:13.458	2
23	43		14	Will HOPKINS	Citroen C1	3	11:01.147	29.879	0.859	40.42	2:13.570	2
24	73	SMC	5	Andrew PAYNE	Peugeot 107	3	11:01.929	30.661	0.782	40.37	2:14.031	2
25	61	(N)	2	Fenn CURRAN	Citroen C1	3	11:03.515	32.247	1.586	40.28	2:14.173	2
26	97		15	Alistair MEIRING	Citroen C1	3	11:10.093	38.825	6.578	39.88	2:16.487	3
27	49	SMC	6	James SMITH	Citroen C1	3	11:13.843	42.575	3.750	39.66	2:17.409	3
28	101		16	Peter BOWER	Citroen C1	3	11:19.086	47.818	5.243	39.35	2:19.664	3
29	131	(N)	3	Lee PARKER	Toyota Aygo	3	11:20.005	48.737	0.919	39.30	2:19.782	3
30	27	SMC	7	Joshua JACKSON	Citroen C1	3	11:28.453	57.185	8.448	38.82	2:20.212	2
31	19	SMC(N)	2	Glenn BEE	Citroen C1	3	11:33.165	1:01.897	4.712	38.55	2:23.681	3

NOT CLASSIFIED

DNF	33			Patrick BOOTH	Citroen C1	2	8:42.757	1 Lap	1 Lap	33.99	2:12.875	2
DNF	11	SMC		James REILLY	Citroen C1	0						
DNF	52	SMC(N)		Rory PICKLES	Citroen C1	0						
DNF	57	SMC		Jack WHEELER	Citroen C1	0						
DNF	87	SMC(N)		Ari BARKER	Peugeot 107	0						
DNF	91	SMC		Liam BROWNING	Citroen C1	0						
DNF	456	(G)		Jason KNIGHT	Citroen C1	0						

FASTEST LAP

18				Stuart BLISS	Toyota Aygo	3	2:08.123	69.88 mph	112.47 kph
25	(G)			Philip HOUSE	Citroen C1	3	2:08.215	69.83 mph	112.39 kph
65	SMC			Richard JEPP	Peugeot 107	3	2:08.998	69.41 mph	111.71 kph
12	SMC(N)			Brady POLLOCK	Toyota Aygo	3	2:09.943	68.91 mph	110.90 kph
68	(N)			John SYKES	Toyota Aygo	3	2:13.635	67.00 mph	107.83 kph

Weather / Track : Bright / Dry

These results are provisional until the conclusion of any judicial and technical matters.

Date: 23/06/2024 Start: 15:15 Finish: 15:26

Donington Park GP: 2.4873 miles

Clerk Of Course: Rob Briggs	Stewards:	Timekeeper: Sarah Evans	
-----------------------------	-----------	-------------------------	--

Results can be found at www.tsl-timing.com

Printed - 15:28 Sunday, 23 June 2024

Nankang Tyre CityCar Cup

RACE 14 - LAP CHART

LAP 1 @ 15:22:04.946			LAP 2 @ 15:24:13.834			LAP 3 @ 15:26:21.957		
NO	BEHIND	LAP TIME	NO	BEHIND	LAP TIME	NO	BEHIND	LAP TIME
18		6:14.257	18		2:08.888	18		2:08.123
25	0.742	6:14.999	25	0.434	2:08.580	25	0.526	2:08.215
65	1.153	6:15.410	65	1.341	2:09.076	65	2.216	2:08.998
12	1.829	6:16.086	12	2.985	2:10.044	12	4.805	2:09.943
72	2.616	6:16.873	72	6.591	2:12.863	72	9.645	2:11.177
15	2.924	6:17.181	15	6.637	2:12.601	41	10.093	2:11.161
41	5.021	6:19.278	20	6.745	2:10.101	20	10.968	2:12.346
20	5.531	6:19.789	41	7.055	2:10.922	89	12.769	2:12.319
89	5.820	6:20.077	3	8.218	2:10.758	42	13.432	2:11.744
3	6.348	6:20.605	89	8.573	2:11.641	3	13.475	2:13.380
174	7.199	6:21.456	42	9.811	2:10.442	174	14.120	2:11.992
42	8.257	6:22.514	174	10.251	2:11.940	15	14.417	2:15.903
88	9.031	6:23.288	88	13.532	2:13.389	88	17.985	2:12.576
46	9.266	6:23.523	46	13.827	2:13.449	46	18.369	2:12.665
37	10.898	6:25.155	37	16.478	2:14.468	37	22.240	2:13.885
68	11.515	6:25.772	68	17.875	2:15.248	710	22.643	2:12.417
710	14.157	6:28.414	710	18.349	2:13.080	310	23.121	2:12.522
310	14.752	6:29.009	310	18.722	2:12.858	68	23.387	2:13.635
33	15.625	6:29.882	33	19.612	2:12.875	319	24.549	2:12.397
319	16.233	6:30.490	319	20.275	2:12.930	23	27.847	2:13.512
61	17.080	6:31.337	61	22.365	2:14.173	392	28.580	2:11.605
73	17.401	6:31.658	23	22.458	2:13.798	24	29.020	2:13.968
23	17.548	6:31.805	73	22.544	2:14.031	43	29.879	2:15.118
43	18.202	6:32.459	43	22.884	2:13.570	73	30.661	2:16.240
24	18.605	6:32.862	24	23.175	2:13.458	61	32.247	2:18.005
392	22.209	6:36.466	392	25.098	2:11.777	97	38.825	2:16.487
97	22.859	6:37.116	97	30.461	2:16.490	49	42.575	2:17.409
49	23.424	6:37.681	49	33.289	2:18.753	101	47.818	2:19.664
101	24.800	6:39.057	101	36.277	2:20.365	131	48.737	2:19.782
131	25.953	6:40.210	131	37.078	2:20.013	27	57.185	2:25.738
27	28.246	6:42.503	27	39.570	2:20.212	19	1:01.897	2:23.681
19	30.650	6:44.907	19	46.339	2:24.577			

Nankang Tyre CityCar Cup

RACE 14 - POSITION CHART

No	Name	Lap	1	2	3
		Pos			
18	BLISS	1	18	18	18
20	RAMSAY-GOUGH	2	25	25	25
23	MOSS	3	65	65	65
24	JOHNSTON	4	12	12	12
33	BOOTH	5	72	72	72
37	HOWARD	6	15	15	41
41	FODEN	7	41	20	20
42	OWEN	8	20	41	89
43	HOPKINS	9	89	3	42
46	FLYNN	10	3	89	3
88	SNUGGS	11	174	42	174
89	HARTWELL	12	42	174	15
97	MEIRING	13	88	88	88
101	BOWER	14	46	46	46
174	VINCENT	15	37	37	37
310	NICHOLSON	16	68	68	710
710	SEMMENS	17	710	710	310
15	FINN	18	310	310	68
25	HOUSE	19	33	33	319
392	PARKES	20	319	319	23
456	KNIGHT	21	61	61	392
61	CURRAN	22	73	23	24
68	SYKES	23	23	73	43
131	PARKER	24	43	43	73
3	LETTIS	25	24	24	61
11	REILLY	26	392	392	97
27	JACKSON	27	97	97	49
49	SMITH	28	49	49	101
57	WHEELER	29	101	101	131
65	JEPP	30	131	131	27
72	PAYNE	31	27	27	19
73	PAYNE	32	19	19	
319	DUNN	33			
91	BROWNING	34			
12	POLLOCK	35			
19	BEE	36			
52	PICKLES	37			
87	BARKER	38			

Nankang Tyre CityCar Cup

RACE 14 - LAP ANALYSIS

DIFF = Difference To Personal Best Lap

P1 18 Stuart BLISS				
LAP	LAP TIME	DIFF	MPH	TIME OF DAY
1 -	6:14.257 (3)	4:06.134	23.92	15:22:04.946
2 -	2:08.888 (2)	0.765	69.47	15:24:13.834
3 -	2:08.123 (1)		69.88	15:26:21.957

P2 25 Philip HOUSE				
LAP	LAP TIME	DIFF	MPH	TIME OF DAY
1 -	6:14.999 (3)	4:06.784	23.87	15:22:05.688
2 -	2:08.580 (2)	0.365	69.64	15:24:14.268
3 -	2:08.215 (1)		69.83	15:26:22.483

P3 65 Richard JEPP				
LAP	LAP TIME	DIFF	MPH	TIME OF DAY
1 -	6:15.410 (3)	4:06.412	23.85	15:22:06.099
2 -	2:09.076 (2)	0.078	69.37	15:24:15.175
3 -	2:08.998 (1)		69.41	15:26:24.173

P4 12 Brady POLLOCK				
LAP	LAP TIME	DIFF	MPH	TIME OF DAY
1 -	6:16.086 (3)	4:06.143	23.80	15:22:06.775
2 -	2:10.044 (2)	0.101	68.85	15:24:16.819
3 -	2:09.943 (1)		68.91	15:26:26.762

P5 72 Haydn PAYNE				
LAP	LAP TIME	DIFF	MPH	TIME OF DAY
1 -	6:16.873 (3)	4:05.696	23.75	15:22:07.562
2 -	2:12.863 (2)	1.686	67.39	15:24:20.425
3 -	2:11.177 (1)		68.26	15:26:31.602

P6 41 Alex FODEN				
LAP	LAP TIME	DIFF	MPH	TIME OF DAY
1 -	6:19.278 (3)	4:08.356	23.60	15:22:09.967
2 -	2:10.922 (1)		68.39	15:24:20.889
3 -	2:11.161 (2)	0.239	68.27	15:26:32.050

P7 20 Nicholas RAMSAY-GOUGH				
LAP	LAP TIME	DIFF	MPH	TIME OF DAY
1 -	6:19.789 (3)	4:09.687	23.57	15:22:10.477
2 -	2:10.101 (1)		68.82	15:24:20.579
3 -	2:12.346 (2)	2.244	67.65	15:26:32.925

P8 89 Tom HARTWELL				
LAP	LAP TIME	DIFF	MPH	TIME OF DAY
1 -	6:20.077 (3)	4:08.436	23.55	15:22:10.766
2 -	2:11.641 (1)		68.02	15:24:22.407
3 -	2:12.319 (2)	0.678	67.67	15:26:34.726

P9 42 Toby OWEN				
LAP	LAP TIME	DIFF	MPH	TIME OF DAY
1 -	6:22.514 (3)	4:12.072	23.40	15:22:13.203
2 -	2:10.442 (1)		68.64	15:24:23.645
3 -	2:11.744 (2)	1.302	67.96	15:26:35.389

DIFF = Difference To Personal Best Lap

P10 3 Elliot LETTIS				
LAP	LAP TIME	DIFF	MPH	TIME OF DAY
1 -	6:20.605 (3)	4:09.847	23.52	15:22:11.294
2 -	2:10.758 (1)		68.48	15:24:22.052
3 -	2:13.380 (2)	2.622	67.13	15:26:35.432

P11 174 Emilia VINCENT				
LAP	LAP TIME	DIFF	MPH	TIME OF DAY
1 -	6:21.456 (3)	4:09.516	23.47	15:22:12.145
2 -	2:11.940 (1)		67.86	15:24:24.085
3 -	2:11.992 (2)	0.052	67.84	15:26:36.077

P12 15 Max FINN				
LAP	LAP TIME	DIFF	MPH	TIME OF DAY
1 -	6:17.181 (3)	4:04.580	23.74	15:22:07.870
2 -	2:12.601 (1)		67.52	15:24:20.471
3 -	2:15.903 (2)	3.302	65.88	15:26:36.374

P13 88 Richard SNUGGS				
LAP	LAP TIME	DIFF	MPH	TIME OF DAY
1 -	6:23.288 (3)	4:10.712	23.36	15:22:13.977
2 -	2:13.389 (2)	0.813	67.13	15:24:27.366
3 -	2:12.576 (1)		67.54	15:26:39.942

P14 46 Craig FLYNN				
LAP	LAP TIME	DIFF	MPH	TIME OF DAY
1 -	6:23.523 (3)	4:10.858	23.34	15:22:14.212
2 -	2:13.449 (2)	0.784	67.10	15:24:27.661
3 -	2:12.665 (1)		67.49	15:26:40.326

P15 37 Ian HOWARD				
LAP	LAP TIME	DIFF	MPH	TIME OF DAY
1 -	6:25.155 (3)	4:11.270	23.24	15:22:15.844
2 -	2:14.468 (2)	0.583	66.59	15:24:30.312
3 -	2:13.885 (1)		66.88	15:26:44.197

P16 710 Richard SEMMENS				
LAP	LAP TIME	DIFF	MPH	TIME OF DAY
1 -	6:28.414 (3)	4:15.997	23.05	15:22:19.103
2 -	2:13.080 (2)	0.663	67.28	15:24:32.183
3 -	2:12.417 (1)		67.62	15:26:44.600

P17 310 John NICHOLSON				
LAP	LAP TIME	DIFF	MPH	TIME OF DAY
1 -	6:29.009 (3)	4:16.487	23.01	15:22:19.698
2 -	2:12.858 (2)	0.336	67.39	15:24:32.556
3 -	2:12.522 (1)		67.56	15:26:45.078

P18 68 John SYKES				
LAP	LAP TIME	DIFF	MPH	TIME OF DAY
1 -	6:25.772 (3)	4:12.137	23.21	15:22:16.461
2 -	2:15.248 (2)	1.613	66.20	15:24:31.709
3 -	2:13.635 (1)		67.00	15:26:45.344

Nankang Tyre CityCar Cup

RACE 14 - LAP ANALYSIS

DIFF = Difference To Personal Best Lap

P19 319 Colin DUNN				
LAP	LAP TIME	DIFF	MPH	TIME OF DAY
1 -	6:30.490 (3)	4:18.093	22.93	15:22:21.179
2 -	2:12.930 (2)	0.533	67.36	15:24:34.109
3 -	2:12.397 (1)		67.63	15:26:46.506

P20 23 Joe MOSS				
LAP	LAP TIME	DIFF	MPH	TIME OF DAY
1 -	6:31.805 (3)	4:18.293	22.85	15:22:22.494
2 -	2:13.798 (2)	0.286	66.92	15:24:36.292
3 -	2:13.512 (1)		67.06	15:26:49.804

P21 392 Christopher PARKES				
LAP	LAP TIME	DIFF	MPH	TIME OF DAY
1 -	6:36.466 (3)	4:24.861	22.58	15:22:27.155
2 -	2:11.777 (2)	0.172	67.95	15:24:38.932
3 -	2:11.605 (1)		68.04	15:26:50.537

P22 24 Samuel JOHNSTON				
LAP	LAP TIME	DIFF	MPH	TIME OF DAY
1 -	6:32.862 (3)	4:19.404	22.79	15:22:23.551
2 -	2:13.458 (1)		67.09	15:24:37.009
3 -	2:13.968 (2)	0.510	66.84	15:26:50.977

P23 43 Will HOPKINS				
LAP	LAP TIME	DIFF	MPH	TIME OF DAY
1 -	6:32.459 (3)	4:18.889	22.81	15:22:23.148
2 -	2:13.570 (1)		67.03	15:24:36.718
3 -	2:15.118 (2)	1.548	66.27	15:26:51.836

P24 73 Andrew PAYNE				
LAP	LAP TIME	DIFF	MPH	TIME OF DAY
1 -	6:31.658 (3)	4:17.627	22.86	15:22:22.347
2 -	2:14.031 (1)		66.80	15:24:36.378
3 -	2:16.240 (2)	2.209	65.72	15:26:52.618

P25 61 Fenn CURRAN				
LAP	LAP TIME	DIFF	MPH	TIME OF DAY
1 -	6:31.337 (3)	4:17.164	22.88	15:22:22.026
2 -	2:14.173 (1)		66.73	15:24:36.199
3 -	2:18.005 (2)	3.832	64.88	15:26:54.204

P26 97 Alistair MEIRING				
LAP	LAP TIME	DIFF	MPH	TIME OF DAY
1 -	6:37.116 (3)	4:20.629	22.54	15:22:27.805
2 -	2:16.490 (2)	0.003	65.60	15:24:44.295
3 -	2:16.487 (1)		65.60	15:27:00.782

P27 49 James SMITH				
LAP	LAP TIME	DIFF	MPH	TIME OF DAY
1 -	6:37.681 (3)	4:20.272	22.51	15:22:28.370
2 -	2:18.753 (2)	1.344	64.53	15:24:47.123
3 -	2:17.409 (1)		65.16	15:27:04.532

DIFF = Difference To Personal Best Lap

P28 101 Peter BOWER				
LAP	LAP TIME	DIFF	MPH	TIME OF DAY
1 -	6:39.057 (3)	4:19.393	22.43	15:22:29.746
2 -	2:20.365 (2)	0.701	63.79	15:24:50.111
3 -	2:19.664 (1)		64.11	15:27:09.775

P29 131 Lee PARKER				
LAP	LAP TIME	DIFF	MPH	TIME OF DAY
1 -	6:40.210 (3)	4:20.428	22.37	15:22:30.899
2 -	2:20.013 (2)	0.231	63.95	15:24:50.912
3 -	2:19.782 (1)		64.06	15:27:10.694

P30 27 Joshua JACKSON				
LAP	LAP TIME	DIFF	MPH	TIME OF DAY
1 -	6:42.503 (3)	4:22.291	22.24	15:22:33.192
2 -	2:20.212 (1)		63.86	15:24:53.404
3 -	2:25.738 (2)	5.526	61.44	15:27:19.142

P31 19 Glenn BEE				
LAP	LAP TIME	DIFF	MPH	TIME OF DAY
1 -	6:44.907 (3)	4:21.226	22.11	15:22:35.596
2 -	2:24.577 (2)	0.896	61.93	15:25:00.173
3 -	2:23.681 (1)		62.32	15:27:23.854

P32 33 Patrick BOOTH				
LAP	LAP TIME	DIFF	MPH	TIME OF DAY
1 -	6:29.882 (2)	4:17.007	22.96	15:22:20.571
2 -	2:12.875 (1)		67.39	15:24:33.446

Nankang Tyre CityCar Cup

RACE 14 - STATISTICS

Competitors Started 37
Planned Start 2024-06-23 @ 14:55:00.000
Actual Start 2024-06-23 @ 15:15:50.688
Finish Time 2024-06-23 @ 15:26:20.371
Track Length 2.4873mi.
Total Laps 95
Total Distance Covered 236.2981mi.

Session Fastest Lap History

NO	CL	NAME	LAP TIME	TIME OF DAY	LAP	VEHICLE
18		Stuart BLISS	6:14.257	15:22:04.962	1	Toyota Aygo
18		Stuart BLISS	2:08.888	15:24:13.850	2	Toyota Aygo
25	(G)	Philip HOUSE	2:08.580	15:24:14.286	2	Citroen C1
18		Stuart BLISS	2:08.123	15:26:21.972	3	Toyota Aygo

Session Leader History

NO	CL	NAME	FROM LAP	LAPS LED	DISTANCE	VEHICLE
18		Stuart BLISS	1	3	7.42 miles	Toyota Aygo

Flag History

TYPE	TIME OF DAY
GREEN	15:15:50.688
FINISH	15:26:20.371

Flag Statistics

TYPE	COUNT	TOTAL LAPS	TOTAL TIME
Green	1	3	12:02.544
Red	0	0	0.000
Safety Car	0	0	0.000
FCY	0	0	0.000

Nankang Tyre CityCar Cup

RACE 14 - STATISTICS

CLASS :

17 Starters

Fastest Lap History

NO	NAME	LAP TIME	TIME OF DAY	LAP	VEHICLE
18	Stuart BLISS	6:14.257	15:22:04.962	1	Toyota Aygo
18	Stuart BLISS	2:08.888	15:24:13.850	2	Toyota Aygo
18	Stuart BLISS	2:08.123	15:26:21.972	3	Toyota Aygo

Leader History

NO	NAME	FROM LAP	LAPS LED	DISTANCE	VEHICLE
18	Stuart BLISS	1	3	7.42 miles	Toyota Aygo

Nankang Tyre CityCar Cup

RACE 14 - STATISTICS

CLASS : (G)

4 Starters

Fastest Lap History

NO	NAME	LAP TIME	TIME OF DAY	LAP	VEHICLE
25	Philip HOUSE	6:14.999	15:22:05.708	1	Citroen C1
25	Philip HOUSE	2:08.580	15:24:14.286	2	Citroen C1
25	Philip HOUSE	2:08.215	15:26:22.501	3	Citroen C1

Leader History

NO	NAME	FROM LAP	LAPS LED	DISTANCE	VEHICLE
25	Philip HOUSE	1	3	7.42 miles	Citroen C1

Nankang Tyre CityCar Cup

RACE 14 - STATISTICS

CLASS : (N)

3 Starters

Fastest Lap History

NO	NAME	LAP TIME	TIME OF DAY	LAP	VEHICLE
68	John SYKES	6:25.772	15:22:16.479	1	Toyota Aygo
68	John SYKES	2:15.248	15:24:31.727	2	Toyota Aygo
61	Fenn CURRAN	2:14.173	15:24:36.213	2	Citroen C1
68	John SYKES	2:13.635	15:26:45.361	3	Toyota Aygo

Leader History

NO	NAME	FROM LAP	LAPS LED	DISTANCE	VEHICLE
68	John SYKES	1	3	7.42 miles	Toyota Aygo

Nankang Tyre CityCar Cup

RACE 14 - STATISTICS

CLASS : SMC

10 Starters

Fastest Lap History

NO	NAME	LAP TIME	TIME OF DAY	LAP	VEHICLE
65	Richard JEPP	6:15.410	15:22:06.113	1	Peugeot 107
65	Richard JEPP	2:09.076	15:24:15.188	2	Peugeot 107
65	Richard JEPP	2:08.998	15:26:24.187	3	Peugeot 107

Leader History

NO	NAME	FROM LAP	LAPS LED	DISTANCE	VEHICLE
65	Richard JEPP	1	3	7.42 miles	Peugeot 107

Nankang Tyre CityCar Cup

RACE 14 - STATISTICS

CLASS : SMC (N)

3 Starters

Fastest Lap History

NO	NAME	LAP TIME	TIME OF DAY	LAP	VEHICLE
12	Brady POLLOCK	6:16.086	15:22:06.789	1	Toyota Aygo
12	Brady POLLOCK	2:10.044	15:24:16.832	2	Toyota Aygo
12	Brady POLLOCK	2:09.943	15:26:26.775	3	Toyota Aygo

Leader History

NO	NAME	FROM LAP	LAPS LED	DISTANCE	VEHICLE
12	Brady POLLOCK	1	3	7.42 miles	Toyota Aygo