



SW MOTORSPORT CLUBSPORT TROPHY



Donington Summer Race Weekend
Donington Park GP
23rd June 2024

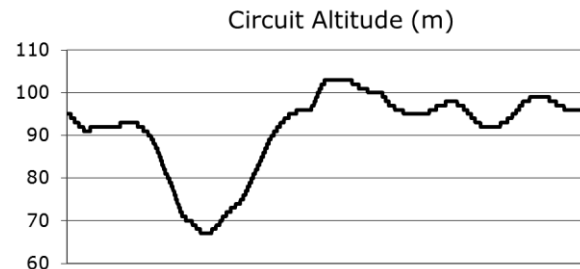
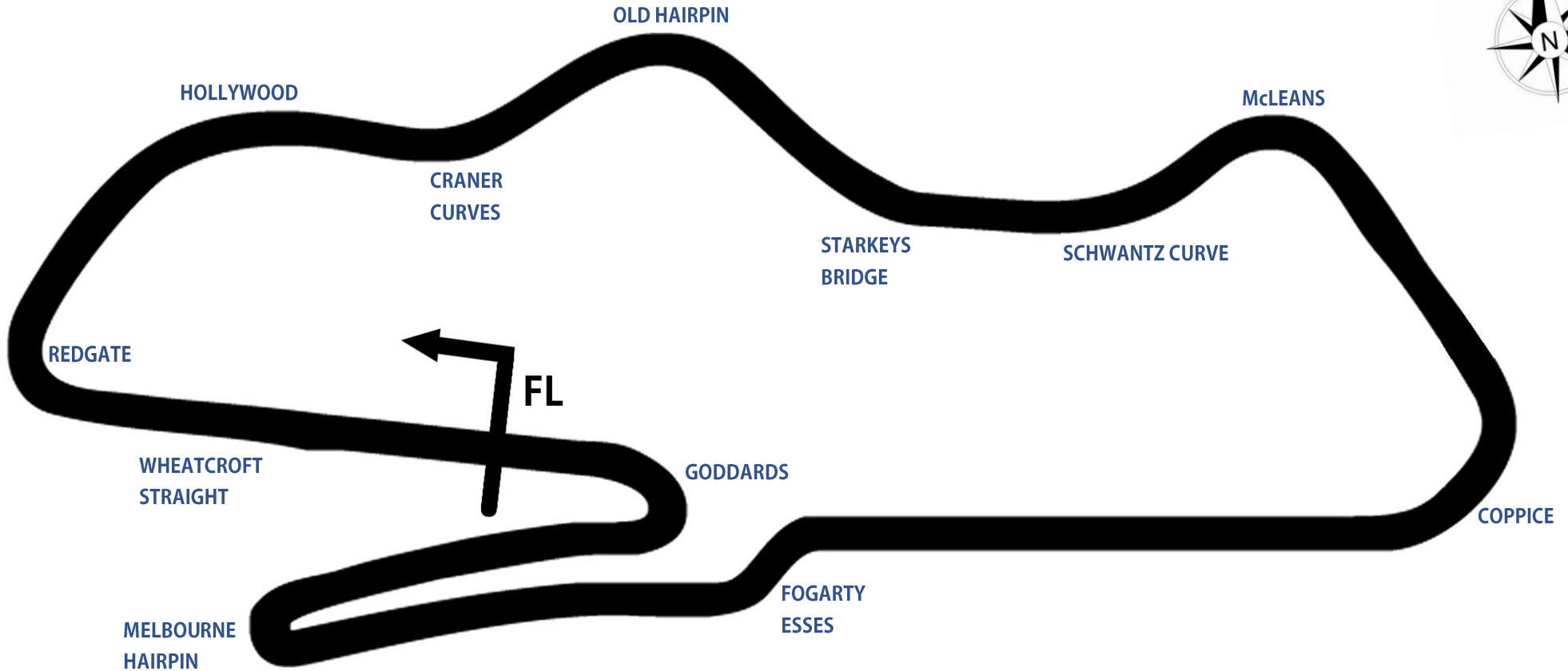


Timing & Results Provided by Timing Solutions Ltd

www.tsl-timing.com

Donington GP Circuit

Castle Donington, Derby, UK



Length	2.4873 miles 4.003 km 4003m		
FL	Start @ 60m	52.82971 N	1.37867 W
Pit Entry	3976m	52.82951 N	1.37832 W
Pit Exit	229m after FL	52.82996 N	1.38205 W
Pit Entry - Pit Exit	256m, 18.4s @ 50kph, 15.3s @ 60kph		

SW Motorsports ClubSport Trophy

QUALIFYING - RACE 13 - CLASSIFICATION

POS	NO	CL	PIC	NAME	ENTRY	TIME	ON	LAPS	GAP	DIFF	MPH
1	22	A	1	Jamie HADLEY	VW golf	1:43.966	2	7			86.12
2	5	A	2	James ALFORD	Audi TT	1:44.521	2	3	0.555	0.555	85.67
3	118	A	3	David MAY	Nissan 370z	1:46.447	10	12	2.481	1.926	84.12
4	27	A	4	Phiroze BILIMORIA	VW Scirocco	1:48.271	6	7	4.305	1.824	82.70
5	111	A	5	Shane KELLY	Morgan Plus Four	1:49.829	10	12	5.863	1.558	81.53
6	97	B	1	Andrew BOND	Honda Civic EG	1:50.281	8	10	6.315	0.452	81.19
7	92	B	2	Rashan Tyler CHIGORIMBO	Audi TT	1:50.286	3	10	6.320	0.005	81.19
8	721	B	3	Chris MURPHY	BMW Z4	1:51.013	11	11	7.047	0.727	80.66
9	21*	B	4	Callum BATES	BMW z4	1:51.091	4	4	7.125	0.078	80.60
10	24	B	5	Kieran POWER	BMW Z4	1:51.557	5	7	7.591	0.466	80.26
11	8*	B	6	Sam REDDROP	BMW 330ci	1:51.823	6	10	7.857	0.266	80.07
12	63	B	7	Steve WOOD	BMW Z4	1:52.033	8	12	8.067	0.210	79.92
13	82	B	8	Saranga SOTHISRIHARI	BMW 330Ci	1:52.411	9	11	8.445	0.378	79.65
14	404	B	9	Richard BANCROFT	Honda Civic	1:52.451	6	8	8.485	0.040	79.62
15	150	D	1	Andrew STEPHENS	Mini Cooper	1:52.546	9	12	8.580	0.095	79.56
16	37	B	10	EVANS / HART	Honda Civic Type R	1:52.880	8	10	8.914	0.334	79.32
17	49	C	1	BYRNE / FIRTH	MG ZS	1:53.037	8	11	9.071	0.157	79.21
18	40*	B	11	Adam RADFORD	BMW Z4	1:53.269	9	12	9.303	0.232	79.05
19	80	A	6	Kristian WHITE	Toyota MR2 Roadster	1:53.408	2	6	9.442	0.139	78.95
20	151	A	7	David COX	VW Golf Gti	1:53.609	12	12	9.643	0.201	78.81
21	4	D	2	Stephen HARRISON	Renault Clio	1:53.992	8	11	10.026	0.383	78.55
22	41	B	12	Paul MERCER	BMW Z4 3.0L	1:54.383	9	12	10.417	0.391	78.28
23	91	B	13	ELLIOTT-NOWOBILSKI / NOWOBILSKI	BMW Z4 3.0	1:55.027	10	10	11.061	0.644	77.84
24	333	C	2	Stuart KILROY	Peugeot 207 GTi	1:55.343	8	10	11.377	0.316	77.63
25	283	C	3	Chris STONE	Honda Civic Type R (EP3)	1:56.199	8	10	12.233	0.856	77.06
26	177	B	14	JUKES / JUKES	BMW Z4	1:56.400	4	10	12.434	0.201	76.92
27	79	C	4	Sergei MINEEV	BMW 325ti	1:56.675	6	11	12.709	0.275	76.74
28	62	C	5	WATERHOUSE / GRIFFITHS	Honda Civic Type R	1:56.776	4	9	12.810	0.101	76.68
29	75	C	6	Craig EMMERSON	BMW 330	1:57.485	7	10	13.519	0.709	76.21
30	116	A	8	James ALFORD	Honda Civic EP3	1:57.846	1	1	13.880	0.361	75.98
31	45	C	7	Brendan MURPHY	BMW Compact	1:58.489	2	9	14.523	0.643	75.57
32	81	E	1	William GALLACHER	MK2 Toyota MR2	1:58.792	11	11	14.826	0.303	75.37
33	9	C	8	BROUGH / ROGERD	Clio RS197	1:59.765	7	7	15.799	0.973	74.76
34	107	D	3	Steven WATSON	Renault Clio	2:01.343	8	10	17.377	1.578	73.79
35	32	E	2	Mark JONES	Hyundai Coupe	2:01.928	6	9	17.962	0.585	73.44
36	19	E	3	DOUGILL / MUNRO	Mazda 2	2:05.721	5	9	21.755	3.793	71.22
37	279	C	9	Paul FENNING	Mazda RX8	2:07.475	1	1	23.509	1.754	70.24
38	133	E	4	RISBRIDGER / JACOB	Mazda 2	2:07.734	7	9	23.768	0.259	70.10
39	114	E	5	PADDOCK / PADDOCK	Mazda MX5 Mk1	2:11.699	7	8	27.733	3.965	67.99
40	38	E	6	Gary HOBBS	Hyundai Coupe	2:30.345	1	3	46.379	18.646	59.55

**Comments: Cars 8 & 21 - Please fit a working transponder
No. 21, 40 - 1 Lap time disallowed; exceeding track limits.**

Weather / Track : Bright / Dry

These results are provisional until the conclusion of any judicial and technical matters.

Date: 23/06/2024 Start: 09:30 Finish: 00:00

Donington Park GP: 2.4873 miles

Clerk Of Course: Ian Danaher	Stewards:	Timekeeper: Sarah Evans	
------------------------------	-----------	-------------------------	---

Results can be found at www.tsl-timing.com

Printed - 09:58 Sunday, 23 June 2024

SW Motorsports ClubSport Trophy

QUALIFYING - RACE 13 - LAP ANALYSIS

DIFF = Difference To Personal Best Lap

P1 22 Jamie HADLEY				
LAP	LAP TIME	DIFF	MPH	TIME OF DAY
1 -	1:51.467 (2)	7.501	80.33	09:32:53.951
2 -	1:43.966 (1)		86.12	09:34:37.917
3 -	2:02.333 (3)	18.367	73.19	09:36:40.250
4 -	2:17.934	33.968	64.91	09:38:58.184
5 -	2:16.639 P	32.673	65.53	09:41:14.823
6 -	4:42.285	2:58.319	31.72	09:45:57.108
7 -	2:04.781 P	20.815	71.76	09:48:01.889

P2 5 James ALFORD				
LAP	LAP TIME	DIFF	MPH	TIME OF DAY
1 -	1:50.196 (2)	5.675	81.25	09:32:58.032
2 -	1:44.521 (1)		85.67	09:34:42.553
3 -	2:01.775 P	17.254	73.53	09:36:44.328

P3 118 David MAY				
LAP	LAP TIME	DIFF	MPH	TIME OF DAY
1 -	1:50.809	4.362	80.80	09:32:47.055
2 -	1:47.438	0.991	83.34	09:34:34.493
3 -	1:49.182	2.735	82.01	09:36:23.675
4 -	1:47.724	1.277	83.12	09:38:11.399
5 -	1:48.124	1.677	82.81	09:39:59.523
6 -	1:47.548	1.101	83.26	09:41:47.071
7 -	1:48.510	2.063	82.52	09:43:35.581
8 -	1:47.017 (3)	0.570	83.67	09:45:22.598
9 -	1:46.819 (2)	0.372	83.82	09:47:09.417
10 -	1:46.447 (1)		84.12	09:48:55.864
11 -	1:50.923	4.476	80.72	09:50:46.787
12 -	1:55.476 P	9.029	77.54	09:52:42.263

P4 27 Phiroze BILIMORIA				
LAP	LAP TIME	DIFF	MPH	TIME OF DAY
1 -	1:57.663	9.392	76.10	09:33:19.542
2 -	1:52.033 (3)	3.762	79.92	09:35:11.575
3 -	1:50.571 (2)	2.300	80.98	09:37:02.146
4 -	1:52.744	4.473	79.42	09:38:54.890
5 -	1:52.912	4.641	79.30	09:40:47.802
6 -	1:48.271 (1)		82.70	09:42:36.073
7 -	2:11.064 P	22.793	68.32	09:44:47.137

P5 111 Shane KELLY				
LAP	LAP TIME	DIFF	MPH	TIME OF DAY
1 -	1:52.099	2.270	79.87	09:32:46.163
2 -	1:50.860	1.031	80.77	09:34:37.023
3 -	1:54.475	4.646	78.22	09:36:31.498
4 -	1:52.500	2.671	79.59	09:38:23.998
5 -	1:51.657	1.828	80.19	09:40:15.655
6 -	1:50.208 (2)	0.379	81.25	09:42:05.863
7 -	1:50.558 (3)	0.729	80.99	09:43:56.421
8 -	1:51.101	1.272	80.59	09:45:47.522
9 -	1:51.174	1.345	80.54	09:47:38.696
10 -	1:49.829 (1)		81.53	09:49:28.525
11 -	1:53.955	4.126	78.57	09:51:22.480
12 -	1:52.522	2.693	79.57	09:53:15.002

P6 97 Andrew BOND				
LAP	LAP TIME	DIFF	MPH	TIME OF DAY
1 -	2:15.199	24.918	66.23	09:34:19.310
2 -	2:00.644	10.363	74.22	09:36:19.954

DIFF = Difference To Personal Best Lap

3 -	1:55.805	5.524	77.32	09:38:15.759
4 -	1:55.669	5.388	77.41	09:40:11.428
5 -	1:52.123 (2)	1.842	79.86	09:42:03.551
6 -	2:01.996 P	11.715	73.39	09:44:05.547
7 -	3:32.018	1:41.737	42.23	09:47:37.565
8 -	1:50.281 (1)		81.19	09:49:27.846
9 -	1:53.117 (3)	2.836	79.16	09:51:20.963
10 -	2:02.373	12.092	73.17	09:53:23.336

P7 92 Rshan Tyler CHIGORIMBO				
LAP	LAP TIME	DIFF	MPH	TIME OF DAY
1 -	1:53.670	3.384	78.77	09:34:17.322
2 -	1:50.292 (2)	0.006	81.18	09:36:07.614
3 -	1:50.286 (1)		81.19	09:37:57.900
4 -	2:20.485	30.199	63.73	09:40:18.385
5 -	2:03.063 P	12.777	72.76	09:42:21.448
6 -	4:05.144	2:14.858	36.52	09:46:26.592
7 -	2:01.129	10.843	73.92	09:48:27.721
8 -	1:52.201	1.915	79.80	09:50:19.922
9 -	1:51.275 (3)	0.989	80.47	09:52:11.197
10 -	1:52.688	2.402	79.46	09:54:03.885

P8 721 Chris MURPHY				
LAP	LAP TIME	DIFF	MPH	TIME OF DAY
1 -	2:09.992	18.979	68.88	09:34:22.544
2 -	1:54.529	3.516	78.18	09:36:17.073
3 -	1:53.685	2.672	78.76	09:38:10.758
4 -	1:58.354	7.341	75.65	09:40:09.112
5 -	1:52.804 (3)	1.791	79.38	09:42:01.916
6 -	1:53.770	2.757	78.70	09:43:55.686
7 -	1:52.826	1.813	79.36	09:45:48.512
8 -	1:53.768	2.755	78.70	09:47:42.280
9 -	1:51.973 (2)	0.960	79.96	09:49:34.253
10 -	1:53.693	2.680	78.75	09:51:27.946
11 -	1:51.013 (1)		80.66	09:53:18.959

P9 21 Callum BATES				
LAP	LAP TIME	DIFF	MPH	TIME OF DAY
1 -	1:58.918 (3)	7.827	75.29	09:34:31.160
2 -	1:57.896 D	6.805	75.95	09:36:29.056
3 -	1:52.695 (2)	1.604	79.45	09:38:21.751
4 -	1:51.091 (1)		80.60	09:40:12.842

P10 24 Kieran POWER				
LAP	LAP TIME	DIFF	MPH	TIME OF DAY
1 -	1:58.856	7.299	75.33	09:38:55.572
2 -	1:54.050	2.493	78.51	09:40:49.622
3 -	1:52.426 (2)	0.869	79.64	09:42:42.048
4 -	1:54.000 (3)	2.443	78.54	09:44:36.048
5 -	1:51.557 (1)		80.26	09:46:27.605
6 -	2:09.206 P	17.649	69.30	09:48:36.811
7 -	4:57.713	3:06.156	30.07	09:53:34.524

P11 8 Sam REDDROP				
LAP	LAP TIME	DIFF	MPH	TIME OF DAY
1 -	2:00.092	8.269	74.56	09:34:23.571
2 -	1:54.672	2.849	78.08	09:36:18.243
3 -	1:58.916	7.093	75.30	09:38:17.159
4 -	2:18.999 P	27.176	64.42	09:40:36.158
5 -	3:56.851	2:05.028	37.80	09:44:33.010
6 -	1:51.823 (1)		80.07	09:46:24.833

SW Motorsports ClubSport Trophy

QUALIFYING - RACE 13 - LAP ANALYSIS

DIFF = Difference To Personal Best Lap

7 -	1:53.245 (2)	1.422	79.07	09:48:18.078
8 -	2:04.453	12.630	71.95	09:50:22.531
9 -	1:54.291 (3)	2.468	78.34	09:52:16.822
10 -	1:54.348	2.525	78.30	09:54:11.170

P12 63 Steve WOOD

LAP	LAP TIME	DIFF	MPH	TIME OF DAY
1 -	2:03.780	11.747	72.34	09:33:05.785
2 -	2:00.041	8.008	74.59	09:35:05.826
3 -	1:58.203	6.170	75.75	09:37:04.029
4 -	1:55.973	3.940	77.21	09:39:00.002
5 -	2:01.526	9.493	73.68	09:41:01.528
6 -	1:58.440	6.407	75.60	09:42:59.968
7 -	1:52.478 (2)	0.445	79.61	09:44:52.446
8 -	1:52.033 (1)		79.92	09:46:44.479
9 -	1:54.839 (3)	2.806	77.97	09:48:39.318
10 -	2:03.293	11.260	72.62	09:50:42.611
11 -	1:58.468	6.435	75.58	09:52:41.079
12 -	1:59.215	7.182	75.11	09:54:40.294

P13 82 Saranga SOTHISRIHARI

LAP	LAP TIME	DIFF	MPH	TIME OF DAY
1 -	2:00.372	7.961	74.38	09:34:16.325
2 -	1:56.693	4.282	76.73	09:36:13.018
3 -	1:57.113	4.702	76.45	09:38:10.131
4 -	1:55.876	3.465	77.27	09:40:06.007
5 -	1:52.615 (2)	0.204	79.51	09:41:58.622
6 -	1:54.935	2.524	77.90	09:43:53.557
7 -	1:52.982 (3)	0.571	79.25	09:45:46.539
8 -	1:57.019	4.608	76.52	09:47:43.558
9 -	1:52.411 (1)		79.65	09:49:35.969
10 -	1:55.743	3.332	77.36	09:51:31.712
11 -	1:55.531	3.120	77.50	09:53:27.243

P14 404 Richard BANCROFT

LAP	LAP TIME	DIFF	MPH	TIME OF DAY
1 -	2:06.011	13.560	71.06	09:34:08.460
2 -	1:56.747	4.296	76.69	09:36:05.207
3 -	1:56.666 (3)	4.215	76.75	09:38:01.873
4 -	1:59.185 P	6.734	75.13	09:40:01.058
5 -	3:05.162	1:12.711	48.36	09:43:06.220
6 -	1:52.451 (1)		79.62	09:44:58.671
7 -	1:55.991 (2)	3.540	77.19	09:46:54.662
8 -	2:05.332 P	12.881	71.44	09:48:59.994

P15 150 Andrew STEPHENS

LAP	LAP TIME	DIFF	MPH	TIME OF DAY
1 -	2:03.007	10.461	72.79	09:33:27.758
2 -	1:53.945 (3)	1.399	78.58	09:35:21.703
3 -	1:58.457	5.911	75.59	09:37:20.160
4 -	2:07.961	15.415	69.97	09:39:28.121
5 -	1:55.243	2.697	77.70	09:41:23.364
6 -	1:53.486 (2)	0.940	78.90	09:43:16.850
7 -	1:54.037	1.491	78.52	09:45:10.887
8 -	2:01.116	8.570	73.93	09:47:12.003
9 -	1:52.546 (1)		79.56	09:49:04.549
10 -	1:58.264	5.718	75.71	09:51:02.813
11 -	1:56.935	4.389	76.57	09:52:59.748
12 -	2:00.490	7.944	74.31	09:55:00.238

DIFF = Difference To Personal Best Lap

P16 37 EVANS / HART				
LAP	LAP TIME	DIFF	MPH	TIME OF DAY
1 -	2:00.702	7.822	74.18	09:33:18.158
2 -	1:58.075	5.195	75.83	09:35:16.233
3 -	1:59.678	6.798	74.82	09:37:15.911
4 -	1:54.614 (2)	1.734	78.12	09:39:10.525
5 -	1:56.004	3.124	77.19	09:41:06.529
6 -	2:02.698 P	9.818	72.97	09:43:09.227
7 -	3:57.382	2:04.502	37.72	09:47:06.609
8 -	1:52.880 (1)		79.32	09:48:59.489
9 -	1:55.947 (3)	3.067	77.22	09:50:55.436
10 -	2:12.041	19.161	67.81	09:53:07.477

P17 49 BYRNE / FIRTH

LAP	LAP TIME	DIFF	MPH	TIME OF DAY
1 -	2:02.323	9.286	73.20	09:33:28.912
2 -	1:54.029 (2)	0.992	78.52	09:35:22.941
3 -	1:58.302	5.265	75.69	09:37:21.243
4 -	1:57.988	4.951	75.89	09:39:19.231
5 -	1:55.581 (3)	2.544	77.47	09:41:14.812
6 -	2:01.651 P	8.614	73.60	09:43:16.463
7 -	3:40.723	1:47.686	40.56	09:46:57.186
8 -	1:53.037 (1)		79.21	09:48:50.223
9 -	1:57.091	4.054	76.47	09:50:47.314
10 -	1:55.916	2.879	77.24	09:52:43.230
11 -	1:57.328	4.291	76.31	09:54:40.558

P18 40 Adam RADFORD

LAP	LAP TIME	DIFF	MPH	TIME OF DAY
1 -	2:00.445	7.176	74.34	09:33:16.669
2 -	1:58.183	4.914	75.76	09:35:14.852
3 -	1:56.066	2.797	77.14	09:37:10.918
4 -	1:56.679	3.410	76.74	09:39:07.597
5 -	1:56.725	3.456	76.71	09:41:04.322
6 -	1:54.356	1.087	78.30	09:42:58.678
7 -	1:54.759 D	1.490	78.02	09:44:53.437
8 -	1:53.823 (2)	0.554	78.67	09:46:47.260
9 -	1:53.269 (1)		79.05	09:48:40.529
10 -	1:56.920	3.651	76.58	09:50:37.449
11 -	1:57.122	3.853	76.45	09:52:34.571
12 -	1:53.884 (3)	0.615	78.62	09:54:28.455

P19 80 Kristian WHITE

LAP	LAP TIME	DIFF	MPH	TIME OF DAY
1 -	2:01.681 (3)	8.273	73.58	09:33:31.594
2 -	1:53.408 (1)		78.95	09:35:25.002
3 -	2:02.480	9.072	73.10	09:37:27.482
4 -	1:55.994 (2)	2.586	77.19	09:39:23.476
5 -	2:08.096 P	14.688	69.90	09:41:31.572
6 -	4:24.344 P	2:30.936	33.87	09:45:55.916

P20 151 David COX

LAP	LAP TIME	DIFF	MPH	TIME OF DAY
1 -	2:13.809	20.200	66.91	09:33:13.318
2 -	1:57.870	4.261	75.96	09:35:11.188
3 -	1:54.940	1.331	77.90	09:37:06.128
4 -	1:55.198	1.589	77.73	09:39:01.326
5 -	1:57.189	3.580	76.41	09:40:58.515
6 -	1:53.687 (2)	0.078	78.76	09:42:52.202
7 -	1:55.272	1.663	77.68	09:44:47.474
8 -	1:56.019	2.410	77.18	09:46:43.493

SW Motorsports ClubSport Trophy

QUALIFYING - RACE 13 - LAP ANALYSIS

DIFF = Difference To Personal Best Lap

9 -	1:54.780 (3)	1.171	78.01	09:48:38.273
10 -	1:57.595	3.986	76.14	09:50:35.868
11 -	1:57.425	3.816	76.25	09:52:33.293
12 -	1:53.609 (1)		78.81	09:54:26.902

P21 4 Stephen HARRISON

LAP	LAP TIME	DIFF	MPH	TIME OF DAY
1 -	2:16.679	22.687	65.51	09:34:30.629
2 -	2:12.118	18.126	67.77	09:36:42.747
3 -	1:57.887	3.895	75.95	09:38:40.634
4 -	1:56.821	2.829	76.65	09:40:37.455
5 -	1:54.370 (3)	0.378	78.29	09:42:31.825
6 -	1:54.150 (2)	0.158	78.44	09:44:25.975
7 -	1:54.662	0.670	78.09	09:46:20.637
8 -	1:53.992 (1)		78.55	09:48:14.629
9 -	1:56.857	2.865	76.62	09:50:11.486
10 -	2:02.846	8.854	72.89	09:52:14.332
11 -	2:01.699	7.707	73.57	09:54:16.031

P22 41 Paul MERCER

LAP	LAP TIME	DIFF	MPH	TIME OF DAY
1 -	1:58.094	3.711	75.82	09:33:07.916
2 -	1:59.945	5.562	74.65	09:35:07.861
3 -	1:57.001	2.618	76.53	09:37:04.862
4 -	1:56.665	2.282	76.75	09:39:01.527
5 -	1:59.702	5.319	74.80	09:41:01.229
6 -	1:54.692	0.309	78.07	09:42:55.921
7 -	1:55.142	0.759	77.76	09:44:51.063
8 -	1:54.690 (3)	0.307	78.07	09:46:45.753
9 -	1:54.383 (1)		78.28	09:48:40.136
10 -	2:00.836	6.453	74.10	09:50:40.972
11 -	2:01.069	6.686	73.96	09:52:42.041
12 -	1:54.508 (2)	0.125	78.19	09:54:36.549

P23 91 ELLIOTT-NOWOBILSKI / NOWOBILSKI

LAP	LAP TIME	DIFF	MPH	TIME OF DAY
1 -	2:06.010	10.983	71.06	09:33:43.584
2 -	2:00.451	5.424	74.34	09:35:44.035
3 -	2:23.211 P	28.184	62.52	09:38:07.246
4 -	4:07.725	2:12.698	36.14	09:42:14.971
5 -	1:56.766	1.739	76.68	09:44:11.737
6 -	1:57.171	2.144	76.42	09:46:08.908
7 -	1:56.302 (3)	1.275	76.99	09:48:05.210
8 -	1:55.387 (2)	0.360	77.60	09:50:00.597
9 -	2:09.160	14.133	69.32	09:52:09.757
10 -	1:55.027 (1)		77.84	09:54:04.784

P24 333 Stuart KILROY

LAP	LAP TIME	DIFF	MPH	TIME OF DAY
1 -	2:05.108	9.765	71.57	09:34:28.167
2 -	2:08.071	12.728	69.91	09:36:36.238
3 -	2:20.760 P	25.417	63.61	09:38:56.998
4 -	3:43.607	1:48.264	40.04	09:42:40.605
5 -	1:57.370	2.027	76.29	09:44:37.975
6 -	1:56.233 (3)	0.890	77.03	09:46:34.208
7 -	1:56.340	0.997	76.96	09:48:30.548
8 -	1:55.343 (1)		77.63	09:50:25.891
9 -	2:15.809	20.466	65.93	09:52:41.700
10 -	1:55.345 (2)	0.002	77.63	09:54:37.045

DIFF = Difference To Personal Best Lap

P25 283 Chris STONE				
LAP	LAP TIME	DIFF	MPH	TIME OF DAY
1 -	2:12.305	16.106	67.68	09:33:44.796
2 -	2:01.546 (3)	5.347	73.67	09:35:46.342
3 -	2:06.902	10.703	70.56	09:37:53.244
4 -	2:03.173	6.974	72.69	09:39:56.417
5 -	2:00.058 (2)	3.859	74.58	09:41:56.475
6 -	2:06.388 P	10.189	70.84	09:44:02.863
7 -	2:36.710	40.511	57.14	09:46:39.573
8 -	1:56.199 (1)		77.06	09:48:35.772
9 -	2:19.623 P	23.424	64.13	09:50:55.395
10 -	2:30.805	34.606	59.37	09:53:26.200

P26 177 JUKES / JUKES

LAP	LAP TIME	DIFF	MPH	TIME OF DAY
1 -	2:00.970	4.570	74.02	09:33:15.632
2 -	1:57.984 (2)	1.584	75.89	09:35:13.616
3 -	1:59.209 (3)	2.809	75.11	09:37:12.825
4 -	1:56.400 (1)		76.92	09:39:09.225
5 -	1:59.546 P	3.146	74.90	09:41:08.771
6 -	4:21.735	2:25.335	34.21	09:45:30.506
7 -	2:06.470	10.070	70.80	09:47:36.976
8 -	2:02.752	6.352	72.94	09:49:39.728
9 -	2:01.330	4.930	73.80	09:51:41.058
10 -	2:00.653	4.253	74.21	09:53:41.711

P27 79 Sergei MINEEV

LAP	LAP TIME	DIFF	MPH	TIME OF DAY
1 -	2:04.560	7.885	71.88	09:33:17.371
2 -	1:59.887 (2)	3.212	74.69	09:35:17.258
3 -	2:01.537	4.862	73.67	09:37:18.795
4 -	2:05.456	8.781	71.37	09:39:24.251
5 -	2:00.144 (3)	3.469	74.53	09:41:24.395
6 -	1:56.675 (1)		76.74	09:43:21.070
7 -	2:09.011 P	12.336	69.40	09:45:30.081
8 -	2:28.840	32.165	60.16	09:47:58.921
9 -	2:00.529	3.854	74.29	09:49:59.450
10 -	2:01.543	4.868	73.67	09:52:00.993
11 -	2:00.179	3.504	74.50	09:54:01.172

P28 62 WATERHOUSE / GRIFFITHS

LAP	LAP TIME	DIFF	MPH	TIME OF DAY
1 -	2:00.632 (3)	3.856	74.22	09:34:33.921
2 -	2:01.802	5.026	73.51	09:36:35.723
3 -	1:58.160 (2)	1.384	75.78	09:38:33.883
4 -	1:56.776 (1)		76.68	09:40:30.659
5 -	1:58.790 P	2.014	75.38	09:42:29.449
6 -	3:53.812	1:57.036	38.29	09:46:23.261
7 -	2:11.547	14.771	68.07	09:48:34.808
8 -	2:12.059	15.283	67.80	09:50:46.867
9 -	2:06.973	10.197	70.52	09:52:53.840

P29 75 Craig EMMERSON

LAP	LAP TIME	DIFF	MPH	TIME OF DAY
1 -	2:07.907	10.422	70.00	09:34:36.873
2 -	2:10.173	12.688	68.78	09:36:47.046
3 -	2:03.588	6.103	72.45	09:38:50.634
4 -	2:02.125	4.640	73.32	09:40:52.759
5 -	1:59.028 (3)	1.543	75.22	09:42:51.787
6 -	2:00.901	3.416	74.06	09:44:52.688
7 -	1:57.485 (1)		76.21	09:46:50.173

SW Motorsports ClubSport Trophy

QUALIFYING - RACE 13 - LAP ANALYSIS

DIFF = Difference To Personal Best Lap

8 -	1:57.708 (2)	0.223	76.07	09:48:47.881
9 -	2:00.231	2.746	74.47	09:50:48.112
10 -	2:07.742	10.257	70.09	09:52:55.854

P30 116 James ALFORD

LAP	LAP TIME	DIFF	MPH	TIME OF DAY
1 -	1:57.846 (1)		75.98	09:34:31.316

P31 45 Brendan MURPHY

LAP	LAP TIME	DIFF	MPH	TIME OF DAY
1 -	2:05.256	6.767	71.48	09:33:46.184
2 -	1:58.489 (1)		75.57	09:35:44.673
3 -	1:59.134 (3)	0.645	75.16	09:37:43.807
4 -	2:07.069 P	8.580	70.46	09:39:50.876
5 -	3:48.427	1:49.938	39.20	09:43:39.303
6 -	2:01.161	2.672	73.90	09:45:40.464
7 -	2:03.231	4.742	72.66	09:47:43.695
8 -	1:58.934 (2)	0.445	75.28	09:49:42.629
9 -	2:05.741 P	7.252	71.21	09:51:48.370

P32 81 William GALLACHER

LAP	LAP TIME	DIFF	MPH	TIME OF DAY
1 -	2:04.709	5.917	71.80	09:33:38.785
2 -	2:00.975	2.183	74.01	09:35:39.760
3 -	2:02.400	3.608	73.15	09:37:42.160
4 -	2:00.555	1.763	74.27	09:39:42.715
5 -	1:59.664	0.872	74.82	09:41:42.379
6 -	1:59.984	1.192	74.63	09:43:42.363
7 -	1:59.041 (2)	0.249	75.22	09:45:41.404
8 -	2:01.745	2.953	73.55	09:47:43.149
9 -	1:59.141 (3)	0.349	75.15	09:49:42.290
10 -	2:06.373	7.581	70.85	09:51:48.663
11 -	1:58.792 (1)		75.37	09:53:47.455

P33 9 BROUGH / ROGERD

LAP	LAP TIME	DIFF	MPH	TIME OF DAY
1 -	2:08.753	8.988	69.54	09:39:23.316
2 -	2:07.697	7.932	70.12	09:41:31.013
3 -	2:12.940 P	13.175	67.35	09:43:43.953
4 -	3:39.379	1:39.614	40.81	09:47:23.332
5 -	2:03.785 (3)	4.020	72.33	09:49:27.117
6 -	2:03.212 (2)	3.447	72.67	09:51:30.329
7 -	1:59.765 (1)		74.76	09:53:30.094

P34 107 Steven WATSON

LAP	LAP TIME	DIFF	MPH	TIME OF DAY
1 -	2:13.724	12.381	66.96	09:34:34.961
2 -	2:09.749	8.406	69.01	09:36:44.710
3 -	2:10.660	9.317	68.53	09:38:55.370
4 -	2:04.844	3.501	71.72	09:41:00.214
5 -	2:07.445	6.102	70.26	09:43:07.659
6 -	2:03.277 (3)	1.934	72.63	09:45:10.936
7 -	2:02.909 (2)	1.566	72.85	09:47:13.845
8 -	2:01.343 (1)		73.79	09:49:15.188
9 -	2:19.974	18.631	63.97	09:51:35.162
10 -	2:03.765	2.422	72.35	09:53:38.927

P35 32 Mark JONES

LAP	LAP TIME	DIFF	MPH	TIME OF DAY
1 -	2:08.254	6.326	69.81	09:34:47.373

DIFF = Difference To Personal Best Lap

2 -	2:03.452 (3)	1.524	72.53	09:36:50.825
3 -	2:05.828	3.900	71.16	09:38:56.653
4 -	2:08.673	6.745	69.59	09:41:05.326
5 -	2:03.084 (2)	1.156	72.75	09:43:08.410
6 -	2:01.928 (1)		73.44	09:45:10.338
7 -	2:09.194 P	7.266	69.31	09:47:19.532
8 -	3:30.333	1:28.405	42.57	09:50:49.865
9 -	2:08.302	6.374	69.79	09:52:58.167

P36 19 DOUGILL / MUNRO

LAP	LAP TIME	DIFF	MPH	TIME OF DAY
1 -	2:13.265	7.544	67.19	09:34:04.307
2 -	2:06.888 (3)	1.167	70.56	09:36:11.195
3 -	2:09.665	3.944	69.05	09:38:20.860
4 -	2:06.252 (2)	0.531	70.92	09:40:27.112
5 -	2:05.721 (1)		71.22	09:42:32.833
6 -	2:16.220 P	10.499	65.73	09:44:49.053
7 -	3:41.537	1:35.816	40.41	09:48:30.590
8 -	2:11.674	5.953	68.00	09:50:42.264
9 -	2:09.060	3.339	69.38	09:52:51.324

P37 279 Paul FENNING

LAP	LAP TIME	DIFF	MPH	TIME OF DAY
1 -	2:07.475 (1)		70.24	09:33:53.755

P38 133 RISBRIDGER / JACOB

LAP	LAP TIME	DIFF	MPH	TIME OF DAY
1 -	2:24.917	17.183	61.79	09:34:10.290
2 -	2:15.407	7.673	66.12	09:36:25.697
3 -	2:13.455	5.721	67.09	09:38:39.152
4 -	2:15.870	8.136	65.90	09:40:55.022
5 -	2:24.624 P	16.890	61.91	09:43:19.646
6 -	3:56.726	1:48.992	37.82	09:47:16.372
7 -	2:07.734 (1)		70.10	09:49:24.106
8 -	2:09.298 (3)	1.564	69.25	09:51:33.404
9 -	2:08.388 (2)	0.654	69.74	09:53:41.792

P39 114 PADDOCK / PADDOCK

LAP	LAP TIME	DIFF	MPH	TIME OF DAY
1 -	2:21.091	9.392	63.46	09:35:14.719
2 -	2:17.089	5.390	65.31	09:37:31.808
3 -	2:39.934	28.235	55.98	09:40:11.742
4 -	2:26.224 P	14.525	61.23	09:42:37.966
5 -	4:03.845	1:52.146	36.72	09:46:41.811
6 -	2:11.816 (2)	0.117	67.93	09:48:53.627
7 -	2:11.699 (1)		67.99	09:51:05.326
8 -	2:11.840 (3)	0.141	67.91	09:53:17.166

P40 38 Gary HOBBS

LAP	LAP TIME	DIFF	MPH	TIME OF DAY
1 -	2:30.345 (1)		59.55	09:35:16.649
2 -	2:28.019 P		60.49	09:37:44.668
3 -	16:37.231	14:06.886	8.97	09:54:21.899

SW Motorsports ClubSport Trophy

QUALIFYING - RACE 13 - PIT STOP ANALYSIS

P1 22 Jamie HADLEY				
STOP	IN TIME	STOP TIME	TOTAL TIME	OUT TIME

1 - 09:41:14.823 2:46.387 2:46.387 09:44:01.210
2 - 09:48:01.889

P2 5 James ALFORD				
STOP	IN TIME	STOP TIME	TOTAL TIME	OUT TIME

1 - 09:36:44.328

P3 118 David MAY				
STOP	IN TIME	STOP TIME	TOTAL TIME	OUT TIME

1 - 09:52:42.263

P4 27 Phiroze BILIMORIA				
STOP	IN TIME	STOP TIME	TOTAL TIME	OUT TIME

1 - 09:44:47.137

P6 97 Andrew BOND				
STOP	IN TIME	STOP TIME	TOTAL TIME	OUT TIME

1 - 09:44:05.547 1:36.436 1:36.436 09:45:41.983

P7 92 Rashan Tyler CHIGORIMBO				
STOP	IN TIME	STOP TIME	TOTAL TIME	OUT TIME

1 - 09:42:21.448 2:13.492 2:13.492 09:44:34.940

P10 24 Kieran POWER				
STOP	IN TIME	STOP TIME	TOTAL TIME	OUT TIME

1 - 09:48:36.811 2:59.655 2:59.655 09:51:36.466

P11 8 Sam REDDROP				
STOP	IN TIME	STOP TIME	TOTAL TIME	OUT TIME

1 - 09:40:36.158

P14 404 Richard BANCROFT				
STOP	IN TIME	STOP TIME	TOTAL TIME	OUT TIME

1 - 09:40:01.058 1:12.759 1:12.759 09:41:13.817
2 - 09:48:59.994 3:52.214 5:04.973 09:52:52.208

P16 37 EVANS / HART				
STOP	IN TIME	STOP TIME	TOTAL TIME	OUT TIME

1 - 09:43:09.227 1:50.719 1:50.719 09:44:59.946

P17 49 BYRNE / FIRTH				
STOP	IN TIME	STOP TIME	TOTAL TIME	OUT TIME

1 - 09:43:16.463 1:45.825 1:45.825 09:45:02.288

P19 80 Kristian WHITE				
STOP	IN TIME	STOP TIME	TOTAL TIME	OUT TIME

1 - 09:41:31.572 2:16.875 2:16.875 09:43:48.447
2 - 09:45:55.916

P23 91 ELLIOTT-NOWOBILSKI / NOWOBILSKI				
STOP	IN TIME	STOP TIME	TOTAL TIME	OUT TIME

1 - 09:38:07.246 2:09.604 2:09.604 09:40:16.850

P24 333 Stuart KILROY				
STOP	IN TIME	STOP TIME	TOTAL TIME	OUT TIME

1 - 09:38:56.998 1:41.300 1:41.300 09:40:38.298

P25 283 Chris STONE				
STOP	IN TIME	STOP TIME	TOTAL TIME	OUT TIME

1 - 09:44:02.863 40.069 40.069 09:44:42.932
2 - 09:50:55.395 27.846 1:07.915 09:51:23.241

P26 177 JUKES / JUKES				
STOP	IN TIME	STOP TIME	TOTAL TIME	OUT TIME

1 - 09:41:08.771 2:11.114 2:11.114 09:43:19.885

P27 79 Sergei MINEEV				
STOP	IN TIME	STOP TIME	TOTAL TIME	OUT TIME

1 - 09:45:30.081 33.926 33.926 09:46:04.007

P28 62 WATERHOUSE / GRIFFITHS				
STOP	IN TIME	STOP TIME	TOTAL TIME	OUT TIME

1 - 09:42:29.449 1:41.436 1:41.436 09:44:10.885

P31 45 Brendan MURPHY				
STOP	IN TIME	STOP TIME	TOTAL TIME	OUT TIME

1 - 09:39:50.876 1:45.518 1:45.518 09:41:36.394
2 - 09:51:48.370

P33 9 BROUGH / ROGERD				
STOP	IN TIME	STOP TIME	TOTAL TIME	OUT TIME

1 - 09:43:43.953 1:38.272 1:38.272 09:45:22.225

P35 32 Mark JONES				
STOP	IN TIME	STOP TIME	TOTAL TIME	OUT TIME

1 - 09:47:19.532 1:28.555 1:28.555 09:48:48.087

P36 19 DOUGILL / MUNRO				
STOP	IN TIME	STOP TIME	TOTAL TIME	OUT TIME

1 - 09:44:49.053 1:35.947 1:35.947 09:46:25.000

P38 133 RISBRIDGER / JACOB				
STOP	IN TIME	STOP TIME	TOTAL TIME	OUT TIME

1 - 09:43:19.646 1:47.063 1:47.063 09:45:06.709

P39 114 PADDOCK / PADDOCK				
STOP	IN TIME	STOP TIME	TOTAL TIME	OUT TIME

1 - 09:42:37.966 1:53.275 1:53.275 09:44:31.241

P40 38 Gary HOBBS				
STOP	IN TIME	STOP TIME	TOTAL TIME	OUT TIME

1 - 09:37:44.668 10:13.047 10:13.047 09:47:57.715

SW Motorsports ClubSport Trophy

QUALIFYING - RACE 13 - STATISTICS

Competitors Started 40
Planned Start 2024-06-23 @ 09:35:00.000
Actual Start 2024-06-23 @ 09:30:00.876
Finish Time
Track Length 2.4873mi.
Total Laps 357
Total Distance Covered 887.9835mi.

Session Fastest Lap History

NO	CL	NAME	LAP TIME	TIME OF DAY	LAP	VEHICLE
111	A	Shane KELLY	1:52.099	09:32:46.163	1	Morgan Plus Four
118	A	David MAY	1:50.809	09:32:47.082	1	Nissan 370z
5	A	James ALFORD	1:50.196	09:32:58.040	1	Audi TT
118	A	David MAY	1:47.438	09:34:34.520	2	Nissan 370z
22	A	Jamie HADLEY	1:43.966	09:34:37.925	2	VW golf

Flag History

TYPE	TIME OF DAY
GREEN	09:30:00.876
RED	09:55:00.489

Flag Statistics

TYPE	COUNT	TOTAL LAPS	TOTAL TIME
Green	1	12	24:59.613
Red	1	0	2:19.480
Safety Car	0	0	0.000
FCY	0	0	0.000

SW Motorsports ClubSport Trophy
QUALIFYING - RACE 13 - STATISTICS

CLASS : A

8 Starters

Fastest Lap History

NO	NAME	LAP TIME	TIME OF DAY	LAP	VEHICLE
111	Shane KELLY	1:52.099	09:32:46.163	1	Morgan Plus Four
118	David MAY	1:50.809	09:32:47.082	1	Nissan 370z
5	James ALFORD	1:50.196	09:32:58.040	1	Audi TT
118	David MAY	1:47.438	09:34:34.520	2	Nissan 370z
22	Jamie HADLEY	1:43.966	09:34:37.925	2	VW golf

SW Motorsports ClubSport Trophy

QUALIFYING - RACE 13 - STATISTICS

CLASS : B

14 Starters

Fastest Lap History

NO	NAME	LAP TIME	TIME OF DAY	LAP	VEHICLE
63	Steve WOOD	2:03.780	09:33:05.803	1	BMW Z4
41	Paul MERCER	1:58.094	09:33:07.944	1	BMW Z4 3.0L
92	Rashan Tyler CHIGORIMBO	1:53.670	09:34:17.341	1	Audi TT
92	Rashan Tyler CHIGORIMBO	1:50.292	09:36:07.630	2	Audi TT
92	Rashan Tyler CHIGORIMBO	1:50.286	09:37:57.912	3	Audi TT
97	Andrew BOND	1:50.281	09:49:27.851	8	Honda Civic EG

SW Motorsports ClubSport Trophy

QUALIFYING - RACE 13 - STATISTICS

CLASS : C

9 Starters

Fastest Lap History

NO	NAME	LAP TIME	TIME OF DAY	LAP	VEHICLE
79	Sergei MINEEV	2:04.560	09:33:17.388	1	BMW 325tl
49	BYRNE / FIRTH	2:02.323	09:33:28.923	1	MG ZS
62	WATERHOUSE / GRIFFITHS	2:00.632	09:34:33.940	1	Honda Civic Type R
79	Sergei MINEEV	1:59.887	09:35:17.275	2	BMW 325tl
49	BYRNE / FIRTH	1:54.029	09:35:22.951	2	MG ZS
49	BYRNE / FIRTH	1:53.037	09:48:50.234	8	MG ZS

SW Motorsports ClubSport Trophy

QUALIFYING - RACE 13 - STATISTICS

CLASS : D

3 Starters

Fastest Lap History

NO	NAME	LAP TIME	TIME OF DAY	LAP	VEHICLE
150	Andrew STEPHENS	2:03.007	09:33:27.771	1	Mini Cooper
150	Andrew STEPHENS	1:53.945	09:35:21.716	2	Mini Cooper
150	Andrew STEPHENS	1:53.486	09:43:16.862	6	Mini Cooper
150	Andrew STEPHENS	1:52.546	09:49:04.559	9	Mini Cooper

SW Motorsports ClubSport Trophy

QUALIFYING - RACE 13 - STATISTICS

CLASS : E

6 Starters

Fastest Lap History


NO	NAME	LAP TIME	TIME OF DAY	LAP	VEHICLE
81	William GALLACHER	2:04.709	09:33:38.804	1	MK2 Toyota MR2
81	William GALLACHER	2:00.975	09:35:39.777	2	MK2 Toyota MR2
81	William GALLACHER	2:00.555	09:39:42.731	4	MK2 Toyota MR2
81	William GALLACHER	1:59.664	09:41:42.395	5	MK2 Toyota MR2
81	William GALLACHER	1:59.041	09:45:41.422	7	MK2 Toyota MR2
81	William GALLACHER	1:58.792	09:53:47.470	11	MK2 Toyota MR2

SW Motorsports ClubSport Trophy

RACE 13 - GRID (45 minutes)

ROW 20	39	114 2:11.699 PADDOCK / PADDOCK	40	38 2:30.345 Gary HOBBS
ROW 19	37	279 2:07.475 Paul FENNING	38	133 2:07.734 RISBRIDGER / JACOB
ROW 18	35	32 2:01.928 Mark JONES	36	19 2:05.721 DOUGILL / MUNRO
ROW 17	33	9 1:59.765 BROUGH / ROGERD	34	107 2:01.343 Steven WATSON
ROW 16	31	45 1:58.489 Brendan MURPHY	32	81 1:58.792 William GALLACHER
ROW 15	29	75 1:57.485 Craig EMMERSON	30	116 1:57.846 James ALFORD
ROW 14	27	79 1:56.675 Sergei MINEEV	28	62 1:56.776 WATERHOUSE / GRIFFITHS
ROW 13	25	283 1:56.199 Chris STONE	26	177 1:56.400 JUKES / JUKES
ROW 12	23	91 1:55.027 ELLIOTT-NOWOBILSKI / NOWOBILSKI	24	333 1:55.343 Stuart KILROY
ROW 11	21	4 1:53.992 Stephen HARRISON	22	41 1:54.383 Paul MERCER
ROW 10	19	80 1:53.408 Kristian WHITE	20	151 1:53.609 David COX
ROW 9	17	49 1:53.037 BYRNE / FIRTH	18	40 1:53.269 Adam RADFORD
ROW 8	15	150 1:52.546 Andrew STEPHENS	16	37 1:52.880 EVANS / HART
ROW 7	13	82 1:52.411 Saranga SOTHISRIHARI	14	404 1:52.451 Richard BANCROFT
ROW 6	11	8 1:51.823 Sam REDDROP	12	63 1:52.033 Steve WOOD
ROW 5	9	10 1:51.091 Callum BATES	10	24 1:51.557 Kieran POWER
ROW 4	7	92 1:50.286 Rashan Tyler CHIGORIMBO	8	721 1:51.013 Chris MURPHY
ROW 3	5	111 1:49.829 Shane KELLY	6	97 1:50.281 Andrew BOND
ROW 2	3	118 1:46.447 David MAY	4	27 1:48.271 Phiroze BILIMORIA
ROW 1	1	22 1:43.966 Jamie HADLEY	2	5 1:44.521 James ALFORD

Pole



These results are provisional until the conclusion of any judicial and technical matters.

Donington Park GP: 2.4873 miles

Clerk Of Course: Ian Danaher

Stewards:

Timekeeper: Sarah Evans



SW Motorsports ClubSport Trophy

RACE 13 - CLASSIFICATION - AMENDED 2

Race Distance: 23 Laps / 57.20 miles

POS	NO	CL	PIC	NAME	ENTRY	LAPS	TIME	GAP	DIFF	MPH	BEST	ON	GRD	↑↓
1	27	A	1	Phiroze BILIMORIA	VW Scirocco	23	46:14.557			74.17	1:45.575	2	4	3
2	5	A	2	James ALFORD	Audi TT	23	47:32.684	1:18.127	1:18.127	72.14	1:44.692	2	2	0
3	8	B	1	Sam REDDROP	BMW 330ci	23	47:48.947	1:34.390	16.263	71.73	1:51.233	9	11	8
4	22*	A	3	Jamie HADLEY	VW golf	23	48:05.381	1:50.824	16.434	71.33	1:44.677	4	1	-3
5	82	B	2	Saranga SOTHISRIHARI	BMW 330Ci	23	48:18.798	2:04.241	13.417	71.00	1:52.126	2	13	8
6	40*	B	3	Adam RADFORD	BMW Z4	22	47:05.696	1 Lap	1 Lap	69.66	1:53.343	2	18	12
7	111	A	4	Shane KELLY	Morgan Plus Four	22	47:13.818	1 Lap	8.122	69.46	1:48.817	3	5	-2
8	116	A	5	James ALFORD	Honda Civic EP3	22	47:17.602	1 Lap	3.784	69.37	1:50.458	13	30	22
9	4	D	1	Stephen HARRISON	Renault Clio	22	47:21.358	1 Lap	3.756	69.28	1:53.635	2	21	12
10	37*	B	4	EVANS / HART	Honda Civic Type R	22	47:43.902	1 Lap	22.544	68.73	1:51.256	17	16	6
11	41	B	5	Paul MERCER	BMW Z4 3.0L	22	47:57.362	1 Lap	13.460	68.41	1:53.523	2	22	11
12	92*	B	6	Rashan Tyler CHIGORIMBO	Audi TT	22	48:02.516	1 Lap	5.154	68.29	1:50.166	4	7	-5
13	151	A	6	David COX	VW Golf Gti	22	48:04.429	1 Lap	1.913	68.24	1:53.168	4	20	7
14	63	B	7	Steve WOOD	BMW Z4	22	48:06.970	1 Lap	2.541	68.18	1:53.379	16	12	-2
15	81	E	1	William GALLACHER	MK2 Toyota MR2	22	48:09.458	1 Lap	2.488	68.13	1:59.453	9	32	17
16	45	C	1	Brendan MURPHY	BMW Compact	21	46:21.842	2 Laps	1 Lap	67.54	1:55.170	18	31	15
17	79	C	2	Sergei MINEEV	BMW 325tl	21	46:22.241	2 Laps	0.399	67.53	1:54.752	12	27	10
18	279	C	3	Paul FENNING	Mazda RX8	21	46:28.612	2 Laps	6.371	67.38	1:54.394	15	37	19
19	9	C	4	BROUGH / ROGERD	Clio RS197	21	46:52.714	2 Laps	24.102	66.80	1:55.443	17	33	14
20	75	C	5	Craig EMMERSON	BMW 330	21	46:56.452	2 Laps	3.738	66.71	1:55.756	4	29	9
21	91	B	8	ELLIOTT-NOWOBILSKI / NOWOBILSKI	BMW Z4 3.0	21	47:34.312	2 Laps	37.860	65.83	1:53.312	2	23	2
22	107	D	2	Steven WATSON	Renault Clio	21	47:41.894	2 Laps	7.582	65.65	1:58.932	16	34	12
23	177*	B	9	JUKES / JUKES	BMW Z4	21	48:03.576	2 Laps	21.682	65.16	1:55.625	3	26	3
24	283	C	6	Chris STONE	Honda Civic Type R (EP3)	20	46:37.517	3 Laps	1 Lap	63.96	1:56.449	9	25	1
25	32	E	2	Mark JONES	Hyundai Coupe	20	48:18.262	3 Laps	1:40.745	61.74	2:03.147	14	35	10
26	133*	E	3	RISBRIDGER / JACOB	Mazda 2	20	48:29.992	3 Laps	11.730	61.49	2:04.700	14	38	12
27	19	E	4	DOUGILL / MUNRO	Mazda 2	20	48:34.752	3 Laps	4.760	61.39	2:05.321	8	36	9
28	24	B	10	Kieran POWER	BMW Z4	19	46:21.126	4 Laps	1 Lap	61.12	1:51.290	2	10	-18
29	114	E	5	PADDOCK / PADDOCK	Mazda MX5 Mk1	19	48:30.755	4 Laps	2:09.629	58.40	2:08.015	10	39	10

NOT CLASSIFIED

DNF	333	C		Stuart KILROY	Peugeot 207 GTi	20	44:33.577	3 Laps	0.000	66.93	1:56.887	10	24	
DNF	38*	E		Gary HOBBS	Hyundai Coupe	18	44:14.110	5 Laps	2 Laps	60.67	2:04.009	12	40	
DNF	97	B		Andrew BOND	Honda Civic EG	16	36:30.638	7 Laps	2 Laps	65.33	1:50.202	2	6	
DNF	49	C		BYRNE / FIRTH	MG ZS	16	37:46.112	7 Laps	1:15.474	63.16	1:52.859	2	17	
NC	118	A		David MAY	Nissan 370z	16	48:07.699	7 Laps	10:21.587	49.56	1:46.088	2	3	
DNF	62	C		WATERHOUSE / GRIFFITHS	Honda Civic Type R	13	33:16.838	10 Laps	3 Laps	58.22	1:57.064	11	28	
DNF	150	D		Andrew STEPHENS	Mini Cooper	9	21:27.200	14 Laps	4 Laps	62.50	1:52.636	4	15	
DNF	80	A		Kristian WHITE	Toyota MR2 Roadster	4	7:35.247	19 Laps	5 Laps	78.37	1:51.405	4	19	
DNF	721	B		Chris MURPHY	BMW Z4	4	7:56.787	19 Laps	21.540	74.83	1:51.846	2	8	
DNF	10	C		Callum BATES	BMW z4	0								

NOT STARTED

NS	10	B		Callum BATES	BMW z4								9	
NS	404	B		Richard BANCROFT	Honda Civic								14	

FASTEST LAP

22	A		Jamie HADLEY	VW golf	4	1:44.677			85.54 mph		137.66 kph			
92	B		Rashan Tyler CHIGORIMBO	Audi TT	4	1:50.166			81.28 mph		130.80 kph			
150	D		Andrew STEPHENS	Mini Cooper	4	1:52.636			79.49 mph		127.94 kph			
49	C		BYRNE / FIRTH	MG ZS	2	1:52.859			79.34 mph		127.68 kph			
81	E		William GALLACHER	MK2 Toyota MR2	9	1:59.453			74.96 mph		120.63 kph			

Weather / Track : Bright / Dry

Date: 23/06/2024 Start: 13:59 Finish: 14:45

These results are provisional until the conclusion of any judicial and technical matters.

Donington Park GP: 2.4873 miles

Clerk Of Course: Ian Danaher	Stewards:	Timekeeper: Sarah Evans	
------------------------------	-----------	-------------------------	---

SW Motorsports ClubSport Trophy

RACE 13 - CLASSIFICATION - AMENDED

Race Distance: 23 Laps / 57.20 miles

Comments: Cars 22 & 37 - 31 second penalty - short pit stop
Car 92 - 33 second penalty - short pit stop
Car 177 - 43 second penalty - short pit stop
Car 38 - 10 second penalty - track limits

Car 19 - now shown as classified finisher

Car 40 - 30 seconds added to race time (G5.3) - Contravention of Motorsport UK Regulation(s): C1.1.6, Q12.24.3 (e/f), Q12.24.5

Weather / Track : Bright / Dry

These results are provisional until the conclusion of any judicial and technical matters.

Date: 23/06/2024 Start: 13:59 Finish: 14:45
Donington Park GP: 2.4873 miles

Clerk Of Course: Ian Danaher

Stewards:

Timekeeper: Sarah Evans



SW Motorsports ClubSport Trophy

RACE 13 - LAP CHART

LAP 1 @ 14:01:22.611			LAP 2 @ 14:03:07.303			LAP 3 @ 14:04:52.726			LAP 4 @ 14:06:38.102			LAP 5 @ 14:08:25.015		
NO	BEHIND	LAP TIME	NO	BEHIND	LAP TIME	NO	BEHIND	LAP TIME	NO	BEHIND	LAP TIME	NO	BEHIND	LAP TIME
5		1:47.151	5		1:44.692	5		1:45.423	5		1:45.376	5		1:46.913
27	1.277	1:48.428	27	2.160	1:45.575	22	3.433	1:46.018	22	2.734	1:44.677	22	0.622	1:44.801
22	1.520	1:48.671	22	2.838	1:46.010	27	4.469	1:47.732	27	5.335	1:46.242	133	1 Lap	2:06.553
118	2.476	1:49.627	118	3.872	1:46.088	118	4.998	1:46.549	118	5.788	1:46.166	27	5.666	1:47.244
97	6.961	1:54.112	97	12.471	1:50.202	111	1 Lap	3:14.161	111	1 Lap	1:48.817	114	1 Lap	2:08.779
92	7.549	1:54.700	92	13.486	1:50.629	97	17.307	1:50.259	97	22.238	1:50.307	118	9.928	1:51.053 P
721	9.055	1:56.206	721	16.209	1:51.846	92	18.460	1:50.397	92	23.250	1:50.166	111	1 Lap	1:49.711
8	10.195	1:57.346	8	16.951	1:51.448	721	23.159	1:52.373	8	30.792	1:51.857	97	25.674	1:50.349
24	10.700	1:57.851	24	17.298	1:51.290	8	24.311	1:52.783	80	32.605	1:51.405	92	26.737	1:50.400
82	10.914	1:58.065	82	18.348	1:52.126	37	24.709	1:51.497	37	32.799	1:53.466	8	35.629	1:51.750
37	11.442	1:58.593	37	18.635	1:51.885	82	26.237	1:53.312	82	33.370	1:52.509	37	37.736	1:51.850
80	12.039	1:59.190	80	19.263	1:51.916	80	26.576	1:52.736	150	35.594	1:52.636	82	39.433	1:52.976
150	12.515	1:59.666	150	20.884	1:53.061	150	28.334	1:52.873	49	37.871	1:53.986	150	43.953	1:55.272
49	13.198	2:00.349	49	21.365	1:52.859	49	29.261	1:53.319	4	40.835	1:55.368	49	46.649	1:55.691
4	13.687	2:00.838	4	22.630	1:53.635	4	30.843	1:53.636	151	41.091	1:53.168	116	50.542	1:53.378
40	14.958	2:02.109	40	23.609	1:53.343	40	32.013	1:53.827	40	42.310	1:55.673	4	51.772	1:57.850
151	15.460	2:02.611	151	24.637	1:53.869	151	33.299	1:54.085	116	44.077	1:52.689	40	52.554	1:57.157
41	17.747	2:04.898	41	26.578	1:53.523	41	35.152	1:53.997	41	44.249	1:54.473	151	52.738	1:58.560
91	18.354	2:05.505	91	26.974	1:53.312	91	36.476	1:54.925	91	44.710	1:53.610	41	54.164	1:56.828
333	19.590	2:06.741	116	29.855	1:53.789	116	36.764	1:52.332	177	54.012	1:56.109	91	58.647	2:00.850
283	20.497	2:07.648	177	33.077	1:57.036	177	43.279	1:55.625	721	54.145	2:16.362 P	177	1:06.470	1:59.371
177	20.733	2:07.884	333	33.298	1:58.400	283	45.307	1:57.000	24	54.345	1:52.997	283	1:11.483	2:01.190
116	20.758	2:07.909	283	33.730	1:57.925	79	46.449	1:57.111	283	57.206	1:57.275	79	1:12.762	2:01.502
111	22.928	2:10.079 P	79	34.761	1:56.172	24	46.724	2:14.849	79	58.173	1:57.100	45	1:13.395	1:59.243
79	23.281	2:10.432	45	38.500	1:55.878	333	47.638	1:59.763	45	1:01.065	1:56.594	333	1:16.604	2:01.774
45	27.314	2:14.465	75	43.412	2:00.395	45	49.847	1:56.770	333	1:01.743	1:59.481	279	1:18.701	2:02.739
75	27.709	2:14.860	279	43.475	1:56.774	279	53.125	1:55.073	279	1:02.875	1:55.126	75	1:21.314	2:00.047
81	29.242	2:16.393	81	44.801	2:00.251	75	57.800	1:59.811	75	1:08.180	1:55.756	63	1:27.323	2:04.924
62	31.190	2:18.341	9	47.631	2:01.031	81	1:00.327	2:00.949	63	1:09.312	1:53.934	81	1:32.782	2:04.541
9	31.292	2:18.443	63	49.697	1:56.850	63	1:00.754	1:56.480	81	1:15.154	2:00.203	9	1:33.341	2:04.757
279	31.393	2:18.544	107	50.701	2:03.424	9	1:02.252	2:00.044	9	1:15.497	1:58.621	107	1:36.908	2:03.509
107	31.969	2:19.120	62	54.492	2:07.994	107	1:05.472	2:00.194	107	1:20.312	2:00.216			
32	33.927	2:21.078	32	55.186	2:05.951	62	1:17.103	2:08.034	19	1:39.427	2:06.281			
19	34.071	2:21.222	19	56.343	2:06.964	32	1:17.920	2:08.157	32	1:40.721	2:08.177			
63	37.539	2:24.690	38	59.659	2:05.748	19	1:18.522	2:07.602	62	1:41.717	2:09.990			
38	38.603	2:25.754	133	1:04.703	2:09.670	38	1:19.313	2:05.077	38	1:42.153	2:08.216			
133	39.725	2:26.876	114	1:06.191	2:09.309	133	1:26.465	2:07.185						
114	41.574	2:28.725				114	1:29.623	2:08.855						

SW Motorsports ClubSport Trophy

RACE 13 - LAP CHART

LAP 6 @ 14:10:35.197			LAP 7 @ 14:14:46.576			LAP 8 @ 14:18:20.379			LAP 9 @ 14:20:07.178			LAP 10 @ 14:22:16.826		
NO	BEHIND	LAP TIME	NO	BEHIND	LAP TIME	NO	BEHIND	LAP TIME	NO	BEHIND	LAP TIME	NO	BEHIND	LAP TIME
5		2:10.182	5		4:11.379	5		3:33.803	5		1:46.799 P	37		1:54.645 P
32	1 Lap	2:17.610	32	1 Lap	4:11.739	19	1 Lap	3:33.217	37	15.003	1:54.600	27	2.379	1:47.660
19	1 Lap	2:20.016	19	1 Lap	4:12.221	62	1 Lap	3:31.915	91	1 Lap	5:09.945	41	8.488	1:56.506
22	3.867	2:13.427	22	4.518	4:12.030	32	1 Lap	3:36.962 P	19	1 Lap	2:05.321	91	1 Lap	2:04.917
62	1 Lap	2:20.734	62	1 Lap	4:11.675	22	5.631	3:34.916 P	41	21.630	1:56.808	19	1 Lap	2:05.535
27	6.030	2:10.546	27	7.597	4:12.946 P	133	1 Lap	3:31.166	62	1 Lap	2:06.972	116	1 Lap	4:03.979
38	1 Lap	2:21.771	38	1 Lap	4:12.174	114	1 Lap	3:30.136	27	24.367	1:46.924	97	1 Lap	4:06.529
133	1 Lap	2:17.521	133	1 Lap	4:11.860	37	7.202	3:27.549	92	25.903	1:59.340 P	45	1 Lap	3:59.049
111	1 Lap	2:06.248	111	1 Lap	4:12.105 P	38	1 Lap	3:33.527 P	177	26.797	2:01.288 P	75	23.911	2:03.756 P
114	1 Lap	2:16.711	114	1 Lap	4:09.098	97	8.854	3:31.083 P	114	1 Lap	2:09.674	38	2 Laps	4:13.079
97	20.552	2:05.060	97	11.574	4:02.401	116	10.538	3:25.470 P	75	29.803	2:00.449	62	1 Lap	2:11.119 P
92	21.541	2:04.986	37	13.456	3:56.744	41	11.621	3:23.386	133	1 Lap	2:11.185 P	79	1 Lap	4:04.960
8	23.120	1:57.673	8	13.634	4:01.893 P	177	12.308	3:21.907	9	34.095	2:01.816	8	26.342	1:55.582
37	28.091	2:00.537	82	18.367	4:01.129 P	92	13.362	3:18.365	8	40.408	1:51.233	151	1 Lap	4:07.722
82	28.617	1:59.366	116	18.871	3:51.793	151	15.937	3:28.661 P	111	1 Lap	1:49.421	111	1 Lap	1:51.385
150	33.074	1:59.303	49	20.095	3:55.319 P	75	16.153	3:15.356	150	55.482	1:53.852	114	1 Lap	2:10.508
49	36.155	1:59.688	151	21.079	3:43.817	79	17.748	3:23.908 P	49	56.827	1:57.385	279	1 Lap	4:05.264
116	38.457	1:58.097	150	21.584	3:59.889 P	9	19.078	3:13.607	82	1:01.628	1:53.517	32	2 Laps	4:24.052
4	46.225	2:04.635	41	22.038	3:42.290	45	19.173	3:22.281 P	4	1:03.483	1:55.832	9	32.562	2:08.115 P
40	47.566	2:05.194	177	24.204	3:33.924	279	21.887	3:23.214 P	40	1:08.337	1:54.727	63	1 Lap	4:04.910
151	48.641	2:06.085	4	24.350	3:49.504 P	27	24.242	3:50.448	283	1:11.439	1:56.449	107	1 Lap	4:08.877
41	51.127	2:07.145	40	26.398	3:50.211 P	63	25.264	3:23.367 P	24	3 Laps	5:10.869	49	42.840	1:55.661
91	53.007	2:04.542	79	27.643	3:32.066	107	27.890	3:21.458 P	81	1:19.822	1:59.453	82	45.101	1:53.121
177	1:01.659	2:05.371	91	28.183	3:46.555 P	8	35.974	3:56.143	333	1:22.678	1:58.305	4	49.647	1:55.812
283	1:05.804	2:04.503	92	28.800	4:18.638	111	1 Lap	4:07.408	22	2:03.055	3:44.223	40	53.722	1:55.033
79	1:06.956	2:04.376	45	30.695	3:30.249	49	46.241	3:59.949				283	58.723	1:56.932
45	1:11.825	2:08.612	283	31.179	3:36.754 P	150	48.429	4:00.648				24	3 Laps	1:54.277
333	1:15.246	2:08.824	279	32.476	3:27.543	4	54.450	4:03.903				333	1:09.917	1:56.887
279	1:16.312	2:07.793	333	34.323	3:30.456 P	82	54.910	4:10.346				81	1:11.158	2:00.984
75	1:19.439	2:08.307	75	34.600	3:26.540	40	1:00.409	4:07.814				5	1:36.043	3:45.691
63	1:20.464	2:03.323	63	35.700	3:26.615	283	1:01.789	4:04.413				22	1:38.238	1:44.831
81	1:33.017	2:10.417	9	39.274	3:15.190	81	1:07.168	4:00.885						
9	1:35.463	2:12.304	81	40.086	3:18.448 P	333	1:11.172	4:10.652						
107	1:36.528	2:09.802	107	40.235	3:15.086									
			24	2 Laps	8:38.568 P									

SW Motorsports ClubSport Trophy

RACE 13 - LAP CHART

LAP 11 @ 14:24:06.308			LAP 12 @ 14:25:53.700			LAP 13 @ 14:27:41.406			LAP 14 @ 14:29:29.584			LAP 15 @ 14:31:17.770		
NO	BEHIND	LAP TIME	NO	BEHIND	LAP TIME	NO	BEHIND	LAP TIME	NO	BEHIND	LAP TIME	NO	BEHIND	LAP TIME
27		1:47.103	27		1:47.392	27		1:47.706	27		1:48.178	27		1:48.186
92	1 Lap	3:45.559	37	1 Lap	3:50.930	37	1 Lap	1:53.850	333	1 Lap	2:07.083	81	1 Lap	2:01.245
41	15.377	1:56.371	97	1 Lap	1:50.819	97	1 Lap	1:50.684	37	1 Lap	1:54.108	114	3 Laps	4:34.983
177	1 Lap	3:50.262	116	1 Lap	1:51.425	116	1 Lap	1:51.044	97	1 Lap	1:50.870	333	1 Lap	2:02.578
97	1 Lap	1:52.012	41	26.404	1:58.419 P	111	1 Lap	1:49.221	116	1 Lap	1:50.458	37	1 Lap	1:52.323
116	1 Lap	1:53.337	111	1 Lap	1:49.939	92	1 Lap	1:52.313	283	1 Lap	2:42.234 P	97	1 Lap	1:51.740
91	1 Lap	2:02.794	177	1 Lap	2:03.164	8	42.439	1:55.096	111	1 Lap	1:57.107	116	1 Lap	1:51.293
111	1 Lap	1:51.012	92	1 Lap	2:09.082	177	1 Lap	2:01.238	92	1 Lap	1:52.173	111	1 Lap	1:50.095
45	1 Lap	1:57.401	8	35.049	1:52.554	151	1 Lap	1:53.828	41	1 Lap	3:55.431	92	1 Lap	1:51.631
8	29.887	1:53.027	45	1 Lap	1:58.286	45	1 Lap	1:57.245	8	47.200	1:52.939	41	1 Lap	1:53.817
19	1 Lap	2:05.537	151	1 Lap	1:54.218	79	1 Lap	1:54.752	151	1 Lap	1:55.165	8	51.799	1:52.785
79	1 Lap	1:56.474	91	1 Lap	2:04.761	63	1 Lap	1:54.298	45	1 Lap	1:56.232	151	1 Lap	1:55.273
151	1 Lap	1:56.726	79	1 Lap	1:57.833	91	1 Lap	2:00.635	63	1 Lap	1:54.085	63	1 Lap	1:53.488
279	1 Lap	1:54.766	279	1 Lap	1:56.592	62	2 Laps	1:57.064	79	1 Lap	1:56.431	45	1 Lap	1:55.685
133	2 Laps	4:07.836	63	1 Lap	1:54.070	82	1:00.244	1:52.212	177	1 Lap	2:03.605	79	1 Lap	1:55.839
38	2 Laps	2:04.968	75	1 Lap	4:01.125	279	1 Lap	2:03.282	82	1:05.936	1:53.870	82	1:11.058	1:53.308
63	1 Lap	1:55.406	62	2 Laps	4:01.136	75	1 Lap	2:00.959	279	1 Lap	1:54.531	279	1 Lap	1:55.627
32	2 Laps	2:04.137	19	1 Lap	2:07.732	9	1 Lap	1:58.397	91	1 Lap	2:01.738	177	1 Lap	2:01.445
114	1 Lap	2:08.015	82	55.738	1:54.019	19	1 Lap	2:07.036 P	75	1 Lap	1:57.518	75	1 Lap	1:56.602
82	49.111	1:53.492	9	1 Lap	4:01.006	49	1:14.010	2:01.176 P	62	2 Laps	2:00.964	91	1 Lap	1:59.970
49	50.787	1:57.429	38	2 Laps	2:05.864	24	3 Laps	1:53.102	9	1 Lap	1:56.786	24	3 Laps	1:52.787
107	1 Lap	2:06.054	49	1:00.540	1:57.145	38	2 Laps	2:05.488	24	3 Laps	1:52.352	9	1 Lap	1:56.341
4	58.107	1:57.942	133	2 Laps	2:10.039	40	1:16.135	1:55.822	40	1:22.399	1:54.442	40	1:27.821	1:53.608
40	58.844	1:54.604	32	2 Laps	2:04.356	133	2 Laps	2:06.477	5	1:28.937	1:47.792	5	1:29.194	1:48.443
24	3 Laps	1:54.073	40	1:08.019	1:56.567	32	2 Laps	2:04.496	22	1:29.551	1:46.883	62	2 Laps	2:10.900 P
283	1:08.723	1:59.482	24	3 Laps	1:52.856	4	1:25.262	2:00.724	38	2 Laps	2:04.009	22	1:37.128	1:55.763
81	1:21.473	1:59.797	114	1 Lap	2:09.520 P	107	1 Lap	2:00.924	4	1:36.037	1:58.953	118	7 Laps	1:48.949
333	1:21.477	2:01.042	4	1:12.244	2:01.529	5	1:29.323	1:46.142	32	2 Laps	2:05.578	19	2 Laps	4:07.398
5	1:32.322	1:45.761	107	1 Lap	2:04.634	22	1:30.846	1:46.721	133	2 Laps	2:07.473	4	1:47.084	1:59.233
22	1:33.992	1:45.236	283	1:25.520	2:04.189	118	7 Laps	20:45.913	107	1 Lap	2:01.003			
			5	1:30.887	1:45.957	81	1:46.819	1:59.847	118	7 Laps	1:49.469			
			22	1:31.831	1:45.231									
			81	1:34.678	2:00.597									
			333	1:38.965	2:04.880									

SW Motorsports ClubSport Trophy

RACE 13 - LAP CHART

LAP 16 @ 14:33:06.553			LAP 17 @ 14:34:55.559			LAP 18 @ 14:36:43.695			LAP 19 @ 14:38:33.155			LAP 20 @ 14:40:22.140		
NO	BEHIND	LAP TIME	NO	BEHIND	LAP TIME	NO	BEHIND	LAP TIME	NO	BEHIND	LAP TIME	NO	BEHIND	LAP TIME
27		1:48.783	27		1:49.006	27		1:48.136	27		1:49.460	27		1:48.985
38	3 Laps	2:05.897	4	1 Lap	1:59.318	4	1 Lap	2:00.330	9	2 Laps	1:55.443	40	1 Lap	1:56.039
107	2 Laps	2:00.632	19	3 Laps	2:07.424	107	2 Laps	1:58.932	114	4 Laps	2:17.103	9	2 Laps	1:57.623
32	3 Laps	2:05.008	107	2 Laps	1:59.282	19	3 Laps	2:07.160	177	2 Laps	2:01.471	75	2 Laps	2:00.692
133	3 Laps	2:05.721	38	3 Laps	2:04.774	38	3 Laps	2:05.672	91	2 Laps	2:00.206	177	2 Laps	2:04.938
49	2 Laps	4:30.834	32	3 Laps	2:03.147	32	3 Laps	2:03.793	4	1 Lap	1:58.614	91	2 Laps	2:09.840
81	1 Lap	2:03.433	133	3 Laps	2:04.700	49	2 Laps	1:57.952	107	2 Laps	2:00.180	4	1 Lap	2:00.960
37	1 Lap	1:53.366	49	2 Laps	1:57.370	37	1 Lap	1:51.256	37	1 Lap	1:52.270	114	4 Laps	2:27.868
116	1 Lap	1:51.448	81	1 Lap	1:59.992	133	3 Laps	2:05.582	116	1 Lap	1:54.239	37	1 Lap	1:53.038
333	1 Lap	2:05.513	37	1 Lap	1:51.714	116	1 Lap	1:52.464	38	3 Laps	2:05.723	107	2 Laps	2:02.013
97	1 Lap	1:56.634	116	1 Lap	1:51.261	111	1 Lap	1:49.661	111	1 Lap	1:51.836	111	1 Lap	1:50.856
111	1 Lap	1:49.073	111	1 Lap	1:50.597	81	1 Lap	1:59.903	19	3 Laps	2:08.397	116	1 Lap	1:52.886
92	1 Lap	1:51.371	92	1 Lap	1:51.975	92	1 Lap	1:51.321	32	3 Laps	2:06.751	92	1 Lap	1:54.857
114	3 Laps	2:22.438	333	1 Lap	2:03.324	8	1:07.304	1:52.714	92	1 Lap	1:52.249	38	3 Laps	2:08.395
8	58.311	1:55.295	8	1:02.726	1:53.421	41	1 Lap	1:55.523	133	3 Laps	2:07.058	32	3 Laps	2:05.629
41	1 Lap	1:55.741	41	1 Lap	1:54.624	333	1 Lap	2:05.540	81	1 Lap	2:01.835	19	3 Laps	2:08.175
151	1 Lap	1:55.323	97	1 Lap	2:17.577 P	151	1 Lap	1:54.071	8	1:13.474	1:55.630	81	1 Lap	2:00.723
63	1 Lap	1:55.658	151	1 Lap	1:54.932	63	1 Lap	1:53.857	41	1 Lap	1:54.891	133	3 Laps	2:04.798
283	2 Laps	4:17.627	63	1 Lap	1:53.379	82	1:27.084	1:52.941	151	1 Lap	1:55.326	8	1:20.179	1:55.690
45	1 Lap	1:56.246	45	1 Lap	1:56.577	5	1:27.753	1:47.911	5	1:26.003	1:47.710	41	1 Lap	1:54.420
79	1 Lap	1:55.489	82	1:22.279	1:56.652	22	1:29.128	1:46.990	22	1:26.460	1:46.792	5	1:23.754	1:46.736
82	1:14.633	1:52.358	79	1 Lap	1:59.422	45	1 Lap	1:56.857	63	1 Lap	1:56.008	22	1:25.834	1:48.359
279	1 Lap	1:54.394	283	2 Laps	2:00.660	79	1 Lap	1:55.043	333	1 Lap	2:05.521	151	1 Lap	1:53.447
177	1 Lap	2:01.133	279	1 Lap	1:54.632	279	1 Lap	1:56.309	82	1:32.444	1:54.820	63	1 Lap	1:53.382
24	3 Laps	1:54.703	114	3 Laps	2:19.378	283	2 Laps	1:58.737	45	1 Lap	1:55.170	82	1:38.868	1:55.409
75	1 Lap	1:59.466	5	1:27.978	1:47.125	24	3 Laps	1:52.113	79	1 Lap	1:55.463	45	1 Lap	1:55.819
5	1:29.859	1:49.448	22	1:30.274	1:45.476	118	7 Laps	1:48.063	279	1 Lap	1:58.675	79	1 Lap	1:55.833
22	1:33.804	1:45.459	24	3 Laps	1:53.309	40	1:46.157	1:54.879	283	2 Laps	1:58.683	333	1 Lap	2:04.485
40	1:34.024	1:54.986	40	1:39.414	1:54.396	75	1 Lap	1:56.314	24	3 Laps	1:56.690	118	7 Laps	1:51.105
9	1 Lap	1:59.310	75	1 Lap	2:00.021				118	7 Laps	1:51.820	24	3 Laps	1:54.124
91	1 Lap	2:03.142	9	1 Lap	1:56.668							279	1 Lap	1:55.982
118	7 Laps	1:47.210	118	7 Laps	1:51.991									
			177	1 Lap	2:05.660									
			91	1 Lap	2:00.730									

SW Motorsports ClubSport Trophy

RACE 13 - LAP CHART

LAP 21 @ 14:42:12.506			LAP 22 @ 14:44:01.439			LAP 23 @ 14:45:50.017		
NO	BEHIND	LAP TIME	NO	BEHIND	LAP TIME	NO	BEHIND	LAP TIME
27		1:50.366	27		1:48.933	27		1:48.578
283	3 Laps	1:59.285	79	2 Laps	1:56.728	24	4 Laps	1:52.174
40	1 Lap	1:55.287	24	4 Laps	1:52.142	45	2 Laps	1:56.557
9	2 Laps	1:56.989	279	2 Laps	1:55.333	79	2 Laps	1:55.307
75	2 Laps	1:59.606	333	2 Laps	2:02.328	279	2 Laps	1:56.419
177	2 Laps	2:03.724	283	3 Laps	1:58.265	40	1 Lap	1:55.595
91	2 Laps	2:03.797	40	1 Lap	1:54.383	283	3 Laps	1:58.266
4	1 Lap	1:55.945	9	2 Laps	2:00.588	9	2 Laps	1:59.635
37	1 Lap	1:52.078	75	2 Laps	1:59.168	75	2 Laps	1:59.704
111	1 Lap	1:52.863	177	2 Laps	2:02.793	37	1 Lap	1:53.755
116	1 Lap	1:53.775	37	1 Lap	1:52.848	111	1 Lap	1:52.605
107	2 Laps	2:01.597	111	1 Lap	1:49.618	116	1 Lap	1:53.695
92	1 Lap	1:52.327	4	1 Lap	1:57.522	177	2 Laps	2:02.628
114	4 Laps	2:21.295	116	1 Lap	1:50.841	4	1 Lap	1:59.275
5	1:21.343	1:47.955	91	2 Laps	2:02.372	92	1 Lap	1:51.880
22	1:23.982	1:48.514	92	1 Lap	1:55.157	5	1:18.127	1:47.491
8	1:24.863	1:55.050	107	2 Laps	2:04.526	91	2 Laps	2:10.166
81	1 Lap	2:02.957	5	1:19.214	1:46.804	22	1:19.824	1:45.519
38	3 Laps	2:07.974	22	1:22.883	1:47.834	107	2 Laps	2:00.431
32	3 Laps	2:07.831	8	1:29.323	1:53.393	8	1:34.390	1:53.645
41	1 Lap	1:55.568	41	1 Lap	1:57.250	41	1 Lap	1:55.453
19	3 Laps	2:08.616	81	1 Lap	2:02.868	151	1 Lap	1:56.369
133	3 Laps	2:06.542	151	1 Lap	1:56.474	63	1 Lap	1:56.558
151	1 Lap	1:54.699	63	1 Lap	1:57.383	118	7 Laps	1:55.290
63	1 Lap	1:54.305	32	3 Laps	2:07.687	81	1 Lap	2:03.737
82	1:42.216	1:53.714	114	4 Laps	2:19.798	32	3 Laps	2:06.123
118	7 Laps	1:47.989	118	7 Laps	1:50.417	82	2:04.241	2:04.610
45	1 Lap	1:56.626	133	3 Laps	2:05.886	133	3 Laps	2:05.864
			82	1:48.209	1:54.926	114	4 Laps	2:18.562
			19	3 Laps	2:08.350	19	3 Laps	2:20.548 P

SW Motorsports ClubSport Trophy

RACE 13 - POSITION CHART

No	Name	Lap																								
		Pos	1	2	3	4	5	6	7	8	9	10	11	12	13	14	15	16	17	18	19	20	21	22	23	
22	HADLEY	1	5	5	5	5	5	5	5	5	5	37	27	27	27	27	27	27	27	27	27	27	27	27	27	
5	ALFORD	2	27	27	22	22	22	22	22	22	22	37	27	41	41	8	8	8	8	8	8	8	8	5	5	5
118	MAY	3	22	22	27	27	27	27	27	27	37	41	41	8	8	82	82	82	82	82	82	5	5	22	22	22
27	BILIMORIA	4	118	118	118	118	118	97	97	97	27	75	82	82	49	40	40	5	5	5	22	22	8	8	8	
111	KELLY	5	97	97	97	97	97	92	37	116	92	8	49	49	40	5	5	22	22	22	82	82	82	82	82	
97	BOND	6	92	92	92	92	92	8	8	41	177	9	4	40	4	22	22	40	40	40	40	40	40	40	40	
92	CHIGORIMBO	7	721	721	721	8	8	37	82	177	75	49	40	4	5	4	4	4	4	4	4	4	4	37	37	
721	MURPHY	8	8	8	8	80	37	82	116	92	9	82	283	283	22	81	81	81	37	37	37	37	111	111	111	
10	BATES	9	24	24	37	37	82	150	49	151	8	4	81	5	81	333	37	37	116	116	111	111	4	116	116	
24	POWER	10	82	82	82	82	150	49	151	75	150	40	333	22	333	37	116	116	111	111	116	116	116	4	4	
8	REDDROP	11	37	37	80	150	49	116	150	79	49	283	5	81	37	97	333	111	81	92	92	92	92	92	92	
63	WOOD	12	80	80	150	49	116	4	41	9	82	333	22	333	97	116	97	92	92	81	81	81	41	41	41	
82	SOTHISRIHARI	13	150	150	49	4	4	40	177	45	4	81	37	37	116	111	111	333	41	41	41	41	81	151	151	
404	BANCROFT	14	49	49	4	151	40	151	4	279	40	5	97	97	283	92	92	41	333	151	151	151	151	63	63	
150	STEPHENS	15	4	4	40	40	151	41	40	27	283	22	116	116	111	41	41	97	151	63	63	63	63	81	81	
37	EVANS / HART	16	40	40	151	116	41	91	79	63	81	92	111	111	92	151	151	151	63	333	45	45	45	45	45	
49	BYRNE / FIRTH	17	151	151	41	41	91	177	91	107	333	177	177	92	41	63	63	63	45	45	79	79	79	79	79	
40	RADFORD	18	41	41	91	91	177	283	92	8	22	97	92	177	151	45	45	45	79	79	333	279	279	279	279	
80	WHITE	19	91	91	116	177	283	79	45	49	91	116	45	151	45	79	79	79	279	279	279	333	9	9	9	
151	COX	20	333	116	177	721	79	45	283	150	19	91	151	45	63	279	279	279	75	9	9	9	9	75	75	
4	HARRISON	21	283	177	283	24	45	333	279	4	116	111	91	79	79	177	177	75	9	75	75	75	177	177	177	
41	MERCER	22	177	333	79	283	333	279	333	82	97	45	79	63	177	75	75	9	177	177	177	177	91	91	91	
91	ELLIOTT-NOWOBILSK	23	116	283	24	79	279	75	75	40	45	19	279	91	279	91	9	177	91	91	91	91	107	107	107	
333	KILROY	24	111	79	333	45	75	63	63	283	62	79	63	279	91	9	91	91	107	107	107	107	107	107	107	
283	STONE	25	79	45	45	333	63	81	9	81	79	151	75	75	75	107	107	107	283	283	283	283	283	283	283	
177	JUKES / JUKES	26	45	75	279	279	81	9	81	333	151	279	19	9	9	49	49	49	38	38	32	32	32	32	32	
79	MINEEV	27	75	279	75	75	9	107	107	91	111	63	9	19	107	283	283	283	32	32	133	133	133	133	133	
62	WATERHOUSE / GRIF	28	81	81	81	63	107	32	19	19	114	114	114	107	62	19	19	38	19	19	19	19	19	19	19	
75	EMMERSON	29	62	9	63	81	32	19	62	62	279	107	107	62	19	38	38	19	133	133	24	24	24	24	24	
116	ALFORD	30	9	63	9	9	19	62	32	114	63	62	62	38	38	32	32	32	24	24	114	114	114	114	114	
45	MURPHY	31	279	107	107	107	62	38	133	133	107	38	38	32	32	133	133	133	114	114	114	114	114	114	114	
81	GALLACHER	32	107	62	62	19	38	133	114	111	133	133	133	133	133	114	24	24	24	24	24	24	24	24	24	
9	BROUGH / ROGERD	33	32	32	32	32	133	111	38	38	38	32	32	114	114	24	114	114	114	114	114	114	114	114	114	
107	WATSON	34	19	19	19	62	111	114	111	32	32	24	24	24	24	118	118	118	118	118	118	118	118	118	118	
32	JONES	35	63	38	38	38	114	24	24	24	24	118	118	118	118	118	118	118	118	118	118	118	118	118	118	
19	DOUGILL / MUNRO	36	38	133	133	133	24	118	118	118	118	118	118	118	118	118	118	118	118	118	118	118	118	118	118	
279	FENNING	37	133	114	114	114	114	114	114	114	114	114	114	114	114	114	114	114	114	114	114	114	114	114	114	
133	RISBRIDGER / JACOB	38	114	111	111	111	111	111	111	111	111	111	111	111	111	111	111	111	111	111	111	111	111	111	111	
114	PADDOCK / PADDOCK	39	114	114	114	114	114	114	114	114	114	114	114	114	114	114	114	114	114	114	114	114	114	114	114	
38	HOBBS	40	114	114	114	114	114	114	114	114	114	114	114	114	114	114	114	114	114	114	114	114	114	114	114	
10	BATES	41	114	114	114	114	114	114	114	114	114	114	114	114	114	114	114	114	114	114	114	114	114	114	114	

SW Motorsports ClubSport Trophy

RACE 13 - LAP ANALYSIS

DIFF = Difference To Personal Best Lap

P1 27 Phiroze BILIMORIA				
LAP	LAP TIME	DIFF	MPH	TIME OF DAY
1 -	1:48.428	2.853	82.58	14:01:23.888
2 -	1:45.575 (1)		84.81	14:03:09.463
3 -	1:47.732	2.157	83.11	14:04:57.195
4 -	1:46.242 (2)	0.667	84.28	14:06:43.437
5 -	1:47.244	1.669	83.49	14:08:30.681
6 -	2:10.546	24.971	68.59	14:10:41.227
7 -	4:12.946 P	2:27.371	35.40	14:14:54.173
8 -	3:50.448	2:04.873	38.85	14:18:44.621
9 -	1:46.924 (3)	1.349	83.74	14:20:31.545
10 -	1:47.660	2.085	83.17	14:22:19.205
11 -	1:47.103	1.528	83.60	14:24:06.308
12 -	1:47.392	1.817	83.38	14:25:53.700
13 -	1:47.706	2.131	83.13	14:27:41.406
14 -	1:48.178	2.603	82.77	14:29:29.584
15 -	1:48.186	2.611	82.76	14:31:17.770
16 -	1:48.783	3.208	82.31	14:33:06.553
17 -	1:49.006	3.431	82.14	14:34:55.559
18 -	1:48.136	2.561	82.80	14:36:43.695
19 -	1:49.460	3.885	81.80	14:38:33.155
20 -	1:48.985	3.410	82.16	14:40:22.140
21 -	1:50.366	4.791	81.13	14:42:12.506
22 -	1:48.933	3.358	82.20	14:44:01.439
23 -	1:48.578	3.003	82.47	14:45:50.017

P2 5 James ALFORD				
LAP	LAP TIME	DIFF	MPH	TIME OF DAY
1 -	1:47.151	2.459	83.56	14:01:22.611
2 -	1:44.692 (1)		85.53	14:03:07.303
3 -	1:45.423 (3)	0.731	84.93	14:04:52.726
4 -	1:45.376 (2)	0.684	84.97	14:06:38.102
5 -	1:46.913	2.221	83.75	14:08:25.015
6 -	2:10.182	25.490	68.78	14:10:35.197
7 -	4:11.379	2:26.687	35.62	14:14:46.576
8 -	3:33.803	1:49.111	41.88	14:18:20.379
9 -	1:46.799 P	2.107	83.84	14:20:07.178
10 -	3:45.691	2:00.999	39.67	14:23:52.869
11 -	1:45.761	1.069	84.66	14:25:38.630
12 -	1:45.957	1.265	84.51	14:27:24.587
13 -	1:46.142	1.450	84.36	14:29:10.729
14 -	1:47.792	3.100	83.07	14:30:58.521
15 -	1:48.443	3.751	82.57	14:32:46.964
16 -	1:49.448	4.756	81.81	14:34:36.412
17 -	1:47.125	2.433	83.58	14:36:23.537
18 -	1:47.911	3.219	82.98	14:38:11.448
19 -	1:47.710	3.018	83.13	14:39:59.158
20 -	1:46.736	2.044	83.89	14:41:45.894
21 -	1:47.955	3.263	82.94	14:43:33.849
22 -	1:46.804	2.112	83.84	14:45:20.653
23 -	1:47.491	2.799	83.30	14:47:08.144

P3 8 Sam REDDROP				
LAP	LAP TIME	DIFF	MPH	TIME OF DAY
1 -	1:57.346	6.113	76.30	14:01:32.806
2 -	1:51.448 (2)	0.215	80.34	14:03:24.254
3 -	1:52.783	1.550	79.39	14:05:17.037
4 -	1:51.857	0.624	80.05	14:07:08.894
5 -	1:51.750 (3)	0.517	80.12	14:09:00.644
6 -	1:57.673	6.440	76.09	14:10:58.317
7 -	4:01.893 P	2:10.660	37.01	14:15:00.210
8 -	3:56.143	2:04.910	37.91	14:18:56.353
9 -	1:51.233 (1)		80.50	14:20:47.586

DIFF = Difference To Personal Best Lap

10 -	1:55.582	4.349	77.47	14:22:43.168
11 -	1:53.027	1.794	79.22	14:24:36.195
12 -	1:52.554	1.321	79.55	14:26:28.749
13 -	1:55.096	3.863	77.79	14:28:23.845
14 -	1:52.939	1.706	79.28	14:30:16.784
15 -	1:52.785	1.552	79.39	14:32:09.569
16 -	1:55.295	4.062	77.66	14:34:04.864
17 -	1:53.421	2.188	78.94	14:35:58.285
18 -	1:52.714	1.481	79.44	14:37:50.999
19 -	1:55.630	4.397	77.44	14:39:46.629
20 -	1:55.690	4.457	77.40	14:41:42.319
21 -	1:55.050	3.817	77.83	14:43:37.369
22 -	1:53.393	2.160	78.96	14:45:30.762
23 -	1:53.645	2.412	78.79	14:47:24.407

P4 22 Jamie HADLEY				
LAP	LAP TIME	DIFF	MPH	TIME OF DAY
1 -	1:48.671	3.994	82.39	14:01:24.131
2 -	1:46.010	1.333	84.46	14:03:10.141
3 -	1:46.018	1.341	84.46	14:04:56.159
4 -	1:44.677 (1)		85.54	14:06:40.836
5 -	1:44.801 (2)	0.124	85.44	14:08:25.637
6 -	2:13.427	28.750	67.11	14:10:39.064
7 -	4:12.030	2:27.353	35.52	14:14:51.094
8 -	3:34.916 P	1:50.239	41.66	14:18:26.010
9 -	3:44.223	1:59.546	39.93	14:22:10.233
10 -	1:44.831 (3)	0.154	85.41	14:23:55.064
11 -	1:45.236	0.559	85.08	14:25:40.300
12 -	1:45.231	0.554	85.09	14:27:25.531
13 -	1:46.721	2.044	83.90	14:29:12.252
14 -	1:46.883	2.206	83.77	14:30:59.135
15 -	1:55.763	11.086	77.35	14:32:54.898
16 -	1:45.459	0.782	84.90	14:34:40.357
17 -	1:45.476	0.799	84.89	14:36:25.833
18 -	1:46.990	2.313	83.69	14:38:12.823
19 -	1:46.792	2.115	83.84	14:39:59.615
20 -	1:48.359	3.682	82.63	14:41:47.974
21 -	1:48.514	3.837	82.51	14:43:36.488
22 -	1:47.834	3.157	83.03	14:45:24.322
23 -	1:45.519	0.842	84.86	14:47:09.841

P5 82 Saranga SOTHISRIHARI				
LAP	LAP TIME	DIFF	MPH	TIME OF DAY
1 -	1:58.065	5.939	75.84	14:01:33.525
2 -	1:52.126 (1)		79.86	14:03:25.651
3 -	1:53.312	1.186	79.02	14:05:18.963
4 -	1:52.509	0.383	79.58	14:07:11.472
5 -	1:52.976	0.850	79.25	14:09:04.448
6 -	1:59.366	7.240	75.01	14:11:03.814
7 -	4:01.129 P	2:09.003	37.13	14:15:04.943
8 -	4:10.346	2:18.220	35.76	14:19:15.289
9 -	1:53.517	1.391	78.88	14:21:08.806
10 -	1:53.121	0.995	79.15	14:23:01.927
11 -	1:53.492	1.366	78.89	14:24:55.419
12 -	1:54.019	1.893	78.53	14:26:49.438
13 -	1:52.212 (2)	0.086	79.79	14:28:41.650
14 -	1:53.870	1.744	78.63	14:30:35.520
15 -	1:53.308	1.182	79.02	14:32:28.828
16 -	1:52.358 (3)	0.232	79.69	14:34:21.186
17 -	1:56.652	4.526	76.76	14:36:17.838
18 -	1:52.941	0.815	79.28	14:38:10.779
19 -	1:54.820	2.694	77.98	14:40:05.599
20 -	1:55.409	3.283	77.58	14:42:01.008
21 -	1:53.714	1.588	78.74	14:43:54.722

SW Motorsports ClubSport Trophy

RACE 13 - LAP ANALYSIS

DIFF = Difference To Personal Best Lap

22 -	1:54.926	2.800	77.91	14:45:49.648
23 -	2:04.610	12.484	71.85	14:47:54.258

P6 40 Adam RADFORD				
LAP	LAP TIME	DIFF	MPH	TIME OF DAY
1 -	2:02.109	8.766	73.33	14:01:37.569
2 -	1:53.343 (1)		79.00	14:03:30.912
3 -	1:53.827 (3)	0.484	78.66	14:05:24.739
4 -	1:55.673	2.330	77.41	14:07:20.412
5 -	1:57.157	3.814	76.43	14:09:17.569
6 -	2:05.194	11.851	71.52	14:11:22.763
7 -	3:50.211 P	1:56.868	38.89	14:15:12.974
8 -	4:07.814	2:14.471	36.13	14:19:20.788
9 -	1:54.727	1.384	78.05	14:21:15.515
10 -	1:55.033	1.690	77.84	14:23:10.548
11 -	1:54.604	1.261	78.13	14:25:05.152
12 -	1:56.567	3.224	76.81	14:27:01.719
13 -	1:55.822	2.479	77.31	14:28:57.541
14 -	1:54.442	1.099	78.24	14:30:51.983
15 -	1:53.608 (2)	0.265	78.81	14:32:45.591
16 -	1:54.986	1.643	77.87	14:34:40.577
17 -	1:54.396	1.053	78.27	14:36:34.973
18 -	1:54.879	1.536	77.94	14:38:29.852
19 -	1:56.039	2.696	77.16	14:40:25.891
20 -	1:55.287	1.944	77.67	14:42:21.178
21 -	1:54.383	1.040	78.28	14:44:15.561
22 -	1:55.595	2.252	77.46	14:46:11.156

P7 111 Shane KELLY				
LAP	LAP TIME	DIFF	MPH	TIME OF DAY
1 -	2:10.079 P	21.262	68.83	14:01:45.539
2 -	3:14.161	1:25.344	46.11	14:04:59.700
3 -	1:48.817 (1)		82.28	14:06:48.517
4 -	1:49.711	0.894	81.61	14:08:38.228
5 -	2:06.248	17.431	70.92	14:10:44.476
6 -	4:12.105 P	2:23.288	35.51	14:14:56.581
7 -	4:07.408	2:18.591	36.19	14:19:03.989
8 -	1:49.421	0.604	81.83	14:20:53.410
9 -	1:51.385	2.568	80.39	14:22:44.795
10 -	1:51.012	2.195	80.66	14:24:35.807
11 -	1:49.939	1.122	81.44	14:26:25.746
12 -	1:49.221 (3)	0.404	81.98	14:28:14.967
13 -	1:57.107	8.290	76.46	14:30:12.074
14 -	1:50.095	1.278	81.33	14:32:02.169
15 -	1:49.073 (2)	0.256	82.09	14:33:51.242
16 -	1:50.597	1.780	80.96	14:35:41.839
17 -	1:49.661	0.844	81.65	14:37:31.500
18 -	1:51.836	3.019	80.06	14:39:23.336
19 -	1:50.856	2.039	80.77	14:41:14.192
20 -	1:52.863	4.046	79.33	14:43:07.055
21 -	1:49.618	0.801	81.68	14:44:56.673
22 -	1:52.605	3.788	79.52	14:46:49.278

P8 116 James ALFORD				
LAP	LAP TIME	DIFF	MPH	TIME OF DAY
1 -	2:07.909	17.451	70.00	14:01:43.369
2 -	1:53.789	3.331	78.69	14:03:37.158
3 -	1:52.332	1.874	79.71	14:05:29.490
4 -	1:52.689	2.231	79.46	14:07:22.179
5 -	1:53.378	2.920	78.97	14:09:15.557
6 -	1:58.097	7.639	75.82	14:11:13.654
7 -	3:51.793	2:01.335	38.63	14:15:05.447
8 -	3:25.470 P	1:35.012	43.58	14:18:30.917

DIFF = Difference To Personal Best Lap

9 -	4:03.979	2:13.521	36.70	14:22:34.896
10 -	1:53.337	2.879	79.00	14:24:28.233
11 -	1:51.425	0.967	80.36	14:26:19.658
12 -	1:51.044 (3)	0.586	80.63	14:28:10.702
13 -	1:50.458 (1)		81.06	14:30:01.160
14 -	1:51.293	0.835	80.45	14:31:52.453
15 -	1:51.448	0.990	80.34	14:33:43.901
16 -	1:51.261	0.803	80.48	14:35:35.162
17 -	1:52.464	2.006	79.62	14:37:27.626
18 -	1:54.239	3.781	78.38	14:39:21.865
19 -	1:52.886	2.428	79.32	14:41:14.751
20 -	1:53.775	3.317	78.70	14:43:08.526
21 -	1:50.841 (2)	0.383	80.78	14:44:59.367
22 -	1:53.695	3.237	78.75	14:46:53.062

P9 4 Stephen HARRISON				
LAP	LAP TIME	DIFF	MPH	TIME OF DAY
1 -	2:00.838	7.203	74.10	14:01:36.298
2 -	1:53.635 (1)		78.80	14:03:29.933
3 -	1:53.636 (2)	0.001	78.79	14:05:23.569
4 -	1:55.368 (3)	1.733	77.61	14:07:18.937
5 -	1:57.850	4.215	75.98	14:09:16.787
6 -	2:04.635	11.000	71.84	14:11:21.422
7 -	3:49.504 P	1:55.869	39.01	14:15:10.926
8 -	4:03.903	2:10.268	36.71	14:19:14.829
9 -	1:55.832	2.197	77.30	14:21:10.661
10 -	1:55.812	2.177	77.31	14:23:06.473
11 -	1:57.942	4.307	75.92	14:25:04.415
12 -	2:01.529	7.894	73.68	14:27:05.944
13 -	2:00.724	7.089	74.17	14:29:06.668
14 -	1:58.953	5.318	75.27	14:31:05.621
15 -	1:59.233	5.598	75.10	14:33:04.854
16 -	1:59.318	5.683	75.04	14:35:04.172
17 -	2:00.330	6.695	74.41	14:37:04.502
18 -	1:58.614	4.979	75.49	14:39:03.116
19 -	2:00.960	7.325	74.02	14:41:04.076
20 -	1:55.945	2.310	77.23	14:43:00.021
21 -	1:57.522	3.887	76.19	14:44:57.543
22 -	1:59.275	5.640	75.07	14:46:56.818

P10 37 EVANS / HART				
LAP	LAP TIME	DIFF	MPH	TIME OF DAY
1 -	1:58.593	7.337	75.50	14:01:34.053
2 -	1:51.885	0.629	80.03	14:03:25.938
3 -	1:51.497 (2)	0.241	80.31	14:05:17.435
4 -	1:53.466	2.210	78.91	14:07:10.901
5 -	1:51.850	0.594	80.05	14:09:02.751
6 -	2:00.537	9.281	74.28	14:11:03.288
7 -	3:56.744	2:05.488	37.82	14:15:00.032
8 -	3:27.549	1:36.293	43.14	14:18:27.581
9 -	1:54.600	3.344	78.13	14:20:22.181
10 -	1:54.645 P	3.389	78.10	14:22:16.826
11 -	3:50.930	1:59.674	38.77	14:26:07.756
12 -	1:53.850	2.594	78.65	14:28:01.606
13 -	1:54.108	2.852	78.47	14:29:55.714
14 -	1:52.323	1.067	79.72	14:31:48.037
15 -	1:53.366	2.110	78.98	14:33:41.403
16 -	1:51.714 (3)	0.458	80.15	14:35:33.117
17 -	1:51.256 (1)		80.48	14:37:24.373
18 -	1:52.270	1.014	79.75	14:39:16.643
19 -	1:53.038	1.782	79.21	14:41:09.681
20 -	1:52.078	0.822	79.89	14:43:01.759
21 -	1:52.848	1.592	79.34	14:44:54.607
22 -	1:53.755	2.499	78.71	14:46:48.362

SW Motorsports ClubSport Trophy

RACE 13 - LAP ANALYSIS

DIFF = Difference To Personal Best Lap

P11 41 Paul MERCER				
LAP	LAP TIME	DIFF	MPH	TIME OF DAY
1 -	2:04.898	11.375	71.69	14:01:40.358
2 -	1:53.523 (1)		78.87	14:03:33.881
3 -	1:53.997 (3)	0.474	78.54	14:05:27.878
4 -	1:54.473	0.950	78.22	14:07:22.351
5 -	1:56.828	3.305	76.64	14:09:19.179
6 -	2:07.145	13.622	70.42	14:11:26.324
7 -	3:42.290	1:48.767	40.28	14:15:08.614
8 -	3:23.386	1:29.863	44.02	14:18:32.000
9 -	1:56.808	3.285	76.65	14:20:28.808
10 -	1:56.506	2.983	76.85	14:22:25.314
11 -	1:56.371	2.848	76.94	14:24:21.685
12 -	1:58.419 P	4.896	75.61	14:26:20.104
13 -	3:55.431	2:01.908	38.03	14:30:15.535
14 -	1:53.817 (2)	0.294	78.67	14:32:09.352
15 -	1:55.741	2.218	77.36	14:34:05.093
16 -	1:54.624	1.101	78.12	14:35:59.717
17 -	1:55.523	2.000	77.51	14:37:55.240
18 -	1:54.891	1.368	77.93	14:39:50.131
19 -	1:54.420	0.897	78.25	14:41:44.551
20 -	1:55.568	2.045	77.48	14:43:40.119
21 -	1:57.250	3.727	76.37	14:45:37.369
22 -	1:55.453	1.930	77.55	14:47:32.822

P12 92 Rshan Tyler CHIGORIMBO				
LAP	LAP TIME	DIFF	MPH	TIME OF DAY
1 -	1:54.700	4.534	78.06	14:01:30.160
2 -	1:50.629	0.463	80.94	14:03:20.789
3 -	1:50.397 (2)	0.231	81.11	14:05:11.186
4 -	1:50.166 (1)		81.28	14:07:01.352
5 -	1:50.400 (3)	0.234	81.10	14:08:51.752
6 -	2:04.986	14.820	71.64	14:10:56.738
7 -	4:18.638	2:28.472	34.62	14:15:15.376
8 -	3:18.365	1:28.199	45.14	14:18:33.741
9 -	1:59.340 P	9.174	75.03	14:20:33.081
10 -	3:45.559	1:55.393	39.69	14:24:18.640
11 -	2:09.082	18.916	69.37	14:26:27.722
12 -	1:52.313	2.147	79.72	14:28:20.035
13 -	1:52.173	2.007	79.82	14:30:12.208
14 -	1:51.631	1.465	80.21	14:32:03.839
15 -	1:51.371	1.205	80.40	14:33:55.210
16 -	1:51.975	1.809	79.96	14:35:47.185
17 -	1:51.321	1.155	80.43	14:37:38.506
18 -	1:52.249	2.083	79.77	14:39:30.755
19 -	1:54.857	4.691	77.96	14:41:25.612
20 -	1:52.327	2.161	79.71	14:43:17.939
21 -	1:55.157	4.991	77.75	14:45:13.096
22 -	1:51.880	1.714	80.03	14:47:04.976

P13 151 David COX				
LAP	LAP TIME	DIFF	MPH	TIME OF DAY
1 -	2:02.611	9.443	73.03	14:01:38.071
2 -	1:53.869	0.701	78.63	14:03:31.940
3 -	1:54.085	0.917	78.48	14:05:26.025
4 -	1:53.168 (1)		79.12	14:07:19.193
5 -	1:58.560	5.392	75.52	14:09:17.753
6 -	2:06.085	12.917	71.01	14:11:23.838
7 -	3:43.817	1:50.649	40.00	14:15:07.655
8 -	3:28.661 P	1:35.493	42.91	14:18:36.316
9 -	4:07.722	2:14.554	36.14	14:22:44.038
10 -	1:56.726	3.558	76.71	14:24:40.764
11 -	1:54.218	1.050	78.39	14:26:34.982

DIFF = Difference To Personal Best Lap

12 -	1:53.828 (3)	0.660	78.66	14:28:28.810
13 -	1:55.165	1.997	77.75	14:30:23.975
14 -	1:55.273	2.105	77.68	14:32:19.248
15 -	1:55.323	2.155	77.64	14:34:14.571
16 -	1:54.932	1.764	77.91	14:36:09.503
17 -	1:54.071	0.903	78.49	14:38:03.574
18 -	1:55.326	2.158	77.64	14:39:58.900
19 -	1:53.447 (2)	0.279	78.93	14:41:52.347
20 -	1:54.699	1.531	78.06	14:43:47.046
21 -	1:56.474	3.306	76.87	14:45:43.520
22 -	1:56.369	3.201	76.94	14:47:39.889

P14 63 Steve WOOD				
LAP	LAP TIME	DIFF	MPH	TIME OF DAY
1 -	2:24.690	31.311	61.88	14:02:00.150
2 -	1:56.850	3.471	76.63	14:03:57.000
3 -	1:56.480	3.101	76.87	14:05:53.480
4 -	1:53.934	0.555	78.59	14:07:47.414
5 -	2:04.924	11.545	71.67	14:09:52.338
6 -	2:03.323	9.944	72.60	14:11:55.661
7 -	3:26.615	1:33.236	43.33	14:15:22.276
8 -	3:23.367 P	1:29.988	44.03	14:18:45.643
9 -	4:04.910	2:11.531	36.56	14:22:50.553
10 -	1:55.406	2.027	77.59	14:24:45.959
11 -	1:54.070	0.691	78.49	14:26:40.029
12 -	1:54.298	0.919	78.34	14:28:34.327
13 -	1:54.085	0.706	78.48	14:30:28.412
14 -	1:53.488 (3)	0.109	78.90	14:32:21.900
15 -	1:55.658	2.279	77.42	14:34:17.558
16 -	1:53.379 (1)		78.97	14:36:10.937
17 -	1:53.857	0.478	78.64	14:38:04.794
18 -	1:56.008	2.629	77.18	14:40:00.802
19 -	1:53.382 (2)	0.003	78.97	14:41:54.184
20 -	1:54.305	0.926	78.33	14:43:48.489
21 -	1:57.383	4.004	76.28	14:45:45.872
22 -	1:56.558	3.179	76.82	14:47:42.430

P15 81 William GALLACHER				
LAP	LAP TIME	DIFF	MPH	TIME OF DAY
1 -	2:16.393	16.940	65.65	14:01:51.853
2 -	2:00.251	0.798	74.46	14:03:52.104
3 -	2:00.949	1.496	74.03	14:05:53.053
4 -	2:00.203	0.750	74.49	14:07:53.256
5 -	2:04.541	5.088	71.89	14:09:57.797
6 -	2:10.417	10.964	68.66	14:12:08.214
7 -	3:18.448 P	1:18.995	45.12	14:15:26.662
8 -	4:00.885	2:01.432	37.17	14:19:27.547
9 -	1:59.453 (1)		74.96	14:21:27.000
10 -	2:00.984	1.531	74.01	14:23:27.984
11 -	1:59.797 (2)	0.344	74.74	14:25:27.781
12 -	2:00.597	1.144	74.25	14:27:28.378
13 -	1:59.847 (3)	0.394	74.71	14:29:28.225
14 -	2:01.245	1.792	73.85	14:31:29.470
15 -	2:03.433	3.980	72.54	14:33:32.903
16 -	1:59.992	0.539	74.62	14:35:32.895
17 -	1:59.903	0.450	74.68	14:37:32.798
18 -	2:01.835	2.382	73.49	14:39:34.633
19 -	2:00.723	1.270	74.17	14:41:35.356
20 -	2:02.957	3.504	72.82	14:43:38.313
21 -	2:02.868	3.415	72.87	14:45:41.181
22 -	2:03.737	4.284	72.36	14:47:44.918

SW Motorsports ClubSport Trophy

RACE 13 - LAP ANALYSIS

DIFF = Difference To Personal Best Lap

P16 45 Brendan MURPHY				
LAP	LAP TIME	DIFF	MPH	TIME OF DAY
1 -	2:14.465	19.295	66.59	14:01:49.925
2 -	1:55.878	0.708	77.27	14:03:45.803
3 -	1:56.770	1.600	76.68	14:05:42.573
4 -	1:56.594	1.424	76.80	14:07:39.167
5 -	1:59.243	4.073	75.09	14:09:38.410
6 -	2:08.612	13.442	69.62	14:11:47.022
7 -	3:30.249	1:35.079	42.58	14:15:17.271
8 -	3:22.281	P 1:27.111	44.26	14:18:39.552
9 -	3:59.049	2:03.879	37.45	14:22:38.601
10 -	1:57.401	2.231	76.27	14:24:36.002
11 -	1:58.286	3.116	75.70	14:26:34.288
12 -	1:57.245	2.075	76.37	14:28:31.533
13 -	1:56.232	1.062	77.03	14:30:27.765
14 -	1:55.685	(2) 0.515	77.40	14:32:23.450
15 -	1:56.246	1.076	77.03	14:34:19.696
16 -	1:56.577	1.407	76.81	14:36:16.273
17 -	1:56.857	1.687	76.62	14:38:13.130
18 -	1:55.170	(1)	77.74	14:40:08.300
19 -	1:55.819	(3) 0.649	77.31	14:42:04.119
20 -	1:56.626	1.456	76.77	14:44:00.745
21 -	1:56.557	1.387	76.82	14:45:57.302

P17 79 Sergei MINEEV				
LAP	LAP TIME	DIFF	MPH	TIME OF DAY
1 -	2:10.432	15.680	68.65	14:01:45.892
2 -	1:56.172	1.420	77.07	14:03:42.064
3 -	1:57.111	2.359	76.46	14:05:39.175
4 -	1:57.100	2.348	76.46	14:07:36.275
5 -	2:01.502	6.750	73.69	14:09:37.777
6 -	2:04.376	9.624	71.99	14:11:42.153
7 -	3:32.066	1:37.314	42.22	14:15:14.219
8 -	3:23.908	P 1:29.156	43.91	14:18:38.127
9 -	4:04.960	2:10.208	36.55	14:22:43.087
10 -	1:56.474	1.722	76.87	14:24:39.561
11 -	1:57.833	3.081	75.99	14:26:37.394
12 -	1:54.752	(1)	78.03	14:28:32.146
13 -	1:56.431	1.679	76.90	14:30:28.577
14 -	1:55.839	1.087	77.30	14:32:24.416
15 -	1:55.489	0.737	77.53	14:34:19.905
16 -	1:59.422	4.670	74.98	14:36:19.327
17 -	1:55.043	(2) 0.291	77.83	14:38:14.370
18 -	1:55.463	0.711	77.55	14:40:09.833
19 -	1:55.833	1.081	77.30	14:42:05.666
20 -	1:56.728	1.976	76.71	14:44:02.394
21 -	1:55.307	(3) 0.555	77.65	14:45:57.701

P18 279 Paul FENNING				
LAP	LAP TIME	DIFF	MPH	TIME OF DAY
1 -	2:18.544	24.150	64.63	14:01:54.004
2 -	1:56.774	2.380	76.68	14:03:50.778
3 -	1:55.073	0.679	77.81	14:05:45.851
4 -	1:55.126	0.732	77.77	14:07:40.977
5 -	2:02.739	8.345	72.95	14:09:43.716
6 -	2:07.793	13.399	70.07	14:11:51.509
7 -	3:27.543	1:33.149	43.14	14:15:19.052
8 -	3:23.214	P 1:28.820	44.06	14:18:42.266
9 -	4:05.264	2:10.870	36.50	14:22:47.530
10 -	1:54.766	0.372	78.02	14:24:42.296
11 -	1:56.592	2.198	76.80	14:26:38.888
12 -	2:03.282	8.888	72.63	14:28:42.170
13 -	1:54.531	(2) 0.137	78.18	14:30:36.701

DIFF = Difference To Personal Best Lap

14 -	1:55.627	1.233	77.44	14:32:32.328
15 -	1:54.394	(1)	78.27	14:34:26.722
16 -	1:54.632	(3) 0.238	78.11	14:36:21.354
17 -	1:56.309	1.915	76.98	14:38:17.663
18 -	1:58.675	4.281	75.45	14:40:16.338
19 -	1:55.982	1.588	77.20	14:42:12.320
20 -	1:55.333	0.939	77.64	14:44:07.653
21 -	1:56.419	2.025	76.91	14:46:04.072

P19 9 BROUGH / ROGERD				
LAP	LAP TIME	DIFF	MPH	TIME OF DAY
1 -	2:18.443	23.000	64.67	14:01:53.903
2 -	2:01.031	5.588	73.98	14:03:54.934
3 -	2:00.044	4.601	74.59	14:05:54.978
4 -	1:58.621	3.178	75.48	14:07:53.599
5 -	2:04.757	9.314	71.77	14:09:58.356
6 -	2:12.304	16.861	67.68	14:12:10.660
7 -	3:15.190	1:19.747	45.87	14:15:25.850
8 -	3:13.607	1:18.164	46.25	14:18:39.457
9 -	2:01.816	6.373	73.50	14:20:41.273
10 -	2:08.115	P 12.672	69.89	14:22:49.388
11 -	4:01.006	2:05.563	37.15	14:26:50.394
12 -	1:58.397	2.954	75.63	14:28:48.791
13 -	1:56.786	1.343	76.67	14:30:45.577
14 -	1:56.341	(2) 0.898	76.96	14:32:41.918
15 -	1:59.310	3.867	75.05	14:34:41.228
16 -	1:56.668	(3) 1.225	76.75	14:36:37.896
17 -	1:55.443	(1)	77.56	14:38:33.339
18 -	1:57.623	2.180	76.12	14:40:30.962
19 -	1:56.989	1.546	76.54	14:42:27.951
20 -	2:00.588	5.145	74.25	14:44:28.539
21 -	1:59.635	4.192	74.84	14:46:28.174

P20 75 Craig EMMERSON				
LAP	LAP TIME	DIFF	MPH	TIME OF DAY
1 -	2:14.860	19.104	66.39	14:01:50.320
2 -	2:00.395	4.639	74.37	14:03:50.715
3 -	1:59.811	4.055	74.73	14:05:50.526
4 -	1:55.756	(1)	77.35	14:07:46.282
5 -	2:00.047	4.291	74.59	14:09:46.329
6 -	2:08.307	12.551	69.78	14:11:54.636
7 -	3:26.540	1:30.784	43.35	14:15:21.176
8 -	3:15.356	1:19.600	45.83	14:18:36.532
9 -	2:00.449	4.693	74.34	14:20:36.981
10 -	2:03.756	P 8.000	72.35	14:22:40.737
11 -	4:01.125	2:05.369	37.13	14:26:41.862
12 -	2:00.959	5.203	74.02	14:28:42.821
13 -	1:57.518	1.762	76.19	14:30:40.339
14 -	1:56.602	(3) 0.846	76.79	14:32:36.941
15 -	1:59.466	3.710	74.95	14:34:36.407
16 -	2:00.021	4.265	74.60	14:36:36.428
17 -	1:56.314	(2) 0.558	76.98	14:38:32.742
18 -	2:00.692	4.936	74.19	14:40:33.434
19 -	1:59.606	3.850	74.86	14:42:33.040
20 -	1:59.168	3.412	75.14	14:44:32.208
21 -	1:59.704	3.948	74.80	14:46:31.912

P21 91 ELLIOTT-NOWOBILSKI / NOWOBILSKI				
LAP	LAP TIME	DIFF	MPH	TIME OF DAY
1 -	2:05.505	12.193	71.34	14:01:40.965
2 -	1:53.312	(1)	79.02	14:03:34.277
3 -	1:54.925	(3) 1.613	77.91	14:05:29.202
4 -	1:53.610	(2) 0.298	78.81	14:07:22.812

SW Motorsports ClubSport Trophy

RACE 13 - LAP ANALYSIS

DIFF = Difference To Personal Best Lap

5 -	2:00.850	7.538	74.09	14:09:23.662
6 -	2:04.542	11.230	71.89	14:11:28.204
7 -	3:46.555	P 1:53.243	39.52	14:15:14.759
8 -	5:09.945	3:16.633	28.89	14:20:24.704
9 -	2:04.917	11.605	71.68	14:22:29.621
10 -	2:02.794	9.482	72.92	14:24:32.415
11 -	2:04.761	11.449	71.77	14:26:37.176
12 -	2:00.635	7.323	74.22	14:28:37.811
13 -	2:01.738	8.426	73.55	14:30:39.549
14 -	1:59.970	6.658	74.63	14:32:39.519
15 -	2:03.142	9.830	72.71	14:34:42.661
16 -	2:00.730	7.418	74.16	14:36:43.391
17 -	2:00.206	6.894	74.49	14:38:43.597
18 -	2:09.840	16.528	68.96	14:40:53.437
19 -	2:03.797	10.485	72.33	14:42:57.234
20 -	2:02.372	9.060	73.17	14:44:59.606
21 -	2:10.166	16.854	68.79	14:47:09.772

P22 107 Steven WATSON

LAP	LAP TIME	DIFF	MPH	TIME OF DAY
1 -	2:19.120	20.188	64.36	14:01:54.580
2 -	2:03.424	4.492	72.55	14:03:58.004
3 -	2:00.194	1.262	74.50	14:05:58.198
4 -	2:00.216	1.284	74.48	14:07:58.414
5 -	2:03.509	4.577	72.50	14:10:01.923
6 -	2:09.802	10.870	68.98	14:12:11.725
7 -	3:15.086	1:16.154	45.90	14:15:26.811
8 -	3:21.458	P 1:22.526	44.44	14:18:48.269
9 -	4:08.877	2:09.945	35.97	14:22:57.146
10 -	2:06.054	7.122	71.03	14:25:03.200
11 -	2:04.634	5.702	71.84	14:27:07.834
12 -	2:00.924	1.992	74.05	14:29:08.758
13 -	2:01.003	2.071	74.00	14:31:09.761
14 -	2:00.632	1.700	74.22	14:33:10.393
15 -	1:59.282 (2)	0.350	75.06	14:35:09.675
16 -	1:58.932 (1)		75.29	14:37:08.607
17 -	2:00.180 (3)	1.248	74.50	14:39:08.787
18 -	2:02.013	3.081	73.38	14:41:10.800
19 -	2:01.597	2.665	73.64	14:43:12.397
20 -	2:04.526	5.594	71.90	14:45:16.923
21 -	2:00.431	1.499	74.35	14:47:17.354

P23 177 JUKES / JUKES

LAP	LAP TIME	DIFF	MPH	TIME OF DAY
1 -	2:07.884	12.259	70.02	14:01:43.344
2 -	1:57.036 (3)	1.411	76.51	14:03:40.380
3 -	1:55.625 (1)		77.44	14:05:36.005
4 -	1:56.109 (2)	0.484	77.12	14:07:32.114
5 -	1:59.371	3.746	75.01	14:09:31.485
6 -	2:05.371	9.746	71.42	14:11:36.856
7 -	3:33.924	1:38.299	41.85	14:15:10.780
8 -	3:21.907	1:26.282	44.34	14:18:32.687
9 -	2:01.288	P 5.663	73.82	14:20:33.975
10 -	3:50.262	1:54.637	38.88	14:24:24.237
11 -	2:03.164	7.539	72.70	14:26:27.401
12 -	2:01.238	5.613	73.85	14:28:28.639
13 -	2:03.605	7.980	72.44	14:30:32.244
14 -	2:01.445	5.820	73.73	14:32:33.689
15 -	2:01.133	5.508	73.92	14:34:34.822
16 -	2:05.660	10.035	71.25	14:36:40.482
17 -	2:01.471	5.846	73.71	14:38:41.953
18 -	2:04.938	9.313	71.67	14:40:46.891
19 -	2:03.724	8.099	72.37	14:42:50.615
20 -	2:02.793	7.168	72.92	14:44:53.408

DIFF = Difference To Personal Best Lap

21 -	2:02.628	7.003	73.02	14:46:56.036
------	----------	-------	-------	--------------

P24 283 Chris STONE

LAP	LAP TIME	DIFF	MPH	TIME OF DAY
1 -	2:07.648	11.199	70.14	14:01:43.108
2 -	1:57.925	1.476	75.93	14:03:41.033
3 -	1:57.000 (3)	0.551	76.53	14:05:38.033
4 -	1:57.275	0.826	76.35	14:07:35.308
5 -	2:01.190	4.741	73.88	14:09:36.498
6 -	2:04.503	8.054	71.92	14:11:41.001
7 -	3:36.754	P 1:40.305	41.31	14:15:17.755
8 -	4:04.413	2:07.964	36.63	14:19:22.168
9 -	1:56.449 (1)		76.89	14:21:18.617
10 -	1:56.932 (2)	0.483	76.57	14:23:15.549
11 -	1:59.482	3.033	74.94	14:25:15.031
12 -	2:04.189	7.740	72.10	14:27:19.220
13 -	2:42.234	P 45.785	55.19	14:30:01.454
14 -	4:17.627	2:21.178	34.75	14:34:19.081
15 -	2:00.660	4.211	74.21	14:36:19.741
16 -	1:58.737	2.288	75.41	14:38:18.478
17 -	1:58.683	2.234	75.44	14:40:17.161
18 -	1:59.285	2.836	75.06	14:42:16.446
19 -	1:58.265	1.816	75.71	14:44:14.711
20 -	1:58.266	1.817	75.71	14:46:12.977

P25 32 Mark JONES

LAP	LAP TIME	DIFF	MPH	TIME OF DAY
1 -	2:21.078	17.931	63.47	14:01:56.538
2 -	2:05.951	2.804	71.09	14:04:02.489
3 -	2:08.157	5.010	69.87	14:06:10.646
4 -	2:08.177	5.030	69.86	14:08:18.823
5 -	2:17.610	14.463	65.07	14:10:36.433
6 -	4:11.739	2:08.592	35.57	14:14:48.172
7 -	3:36.962	P 1:33.815	41.27	14:18:25.134
8 -	4:24.052	2:20.905	33.91	14:22:49.186
9 -	2:04.137 (3)	0.990	72.13	14:24:53.323
10 -	2:04.356	1.209	72.00	14:26:57.679
11 -	2:04.496	1.349	71.92	14:29:02.175
12 -	2:05.578	2.431	71.30	14:31:07.753
13 -	2:05.008	1.861	71.63	14:33:12.761
14 -	2:03.147 (1)		72.71	14:35:15.908
15 -	2:03.793 (2)	0.646	72.33	14:37:19.701
16 -	2:06.751	3.604	70.64	14:39:26.452
17 -	2:05.629	2.482	71.27	14:41:32.081
18 -	2:07.831	4.684	70.04	14:43:39.912
19 -	2:07.687	4.540	70.12	14:45:47.599
20 -	2:06.123	2.976	70.99	14:47:53.722

P26 133 RISBRIDGER / JACOB

LAP	LAP TIME	DIFF	MPH	TIME OF DAY
1 -	2:26.876	22.176	60.96	14:02:02.336
2 -	2:09.670	4.970	69.05	14:04:12.006
3 -	2:07.185	2.485	70.40	14:06:19.191
4 -	2:06.553	1.853	70.75	14:08:25.744
5 -	2:17.521	12.821	65.11	14:10:43.265
6 -	4:11.860	2:07.160	35.55	14:14:55.125
7 -	3:31.166	1:26.466	42.40	14:18:26.291
8 -	2:11.185	P 6.485	68.25	14:20:37.476
9 -	4:07.836	2:03.136	36.13	14:24:45.312
10 -	2:10.039	5.339	68.85	14:26:55.351
11 -	2:06.477	1.777	70.79	14:29:01.828
12 -	2:07.473	2.773	70.24	14:31:09.301
13 -	2:05.721	1.021	71.22	14:33:15.022

SW Motorsports ClubSport Trophy

RACE 13 - LAP ANALYSIS

DIFF = Difference To Personal Best Lap

14 -	2:04.700 (1)		71.80	14:35:19.722
15 -	2:05.582 (3)	0.882	71.30	14:37:25.304
16 -	2:07.058	2.358	70.47	14:39:32.362
17 -	2:04.798 (2)	0.098	71.75	14:41:37.160
18 -	2:06.542	1.842	70.76	14:43:43.702
19 -	2:05.886	1.186	71.13	14:45:49.588
20 -	2:05.864	1.164	71.14	14:47:55.452

P27 24 Kieran POWER

LAP	LAP TIME	DIFF	MPH	TIME OF DAY
1 -	1:57.851	6.561	75.98	14:01:33.311
2 -	1:51.290 (1)		80.46	14:03:24.601
3 -	2:14.849	23.559	66.40	14:05:39.450
4 -	1:52.997	1.707	79.24	14:07:32.447
5 -	8:38.568 P	6:47.278	17.26	14:16:11.015
6 -	5:10.869	3:19.579	28.80	14:21:21.884
7 -	1:54.277	2.987	78.35	14:23:16.161
8 -	1:54.073	2.783	78.49	14:25:10.234
9 -	1:52.856	1.566	79.34	14:27:03.090
10 -	1:53.102	1.812	79.17	14:28:56.192
11 -	1:52.352	1.062	79.70	14:30:48.544
12 -	1:52.787	1.497	79.39	14:32:41.331
13 -	1:54.703	3.413	78.06	14:34:36.034
14 -	1:53.309	2.019	79.02	14:36:29.343
15 -	1:52.113 (2)	0.823	79.86	14:38:21.456
16 -	1:56.690	5.400	76.73	14:40:18.146
17 -	1:54.124	2.834	78.46	14:42:12.270
18 -	1:52.142 (3)	0.852	79.84	14:44:04.412
19 -	1:52.174	0.884	79.82	14:45:56.586

P28 114 PADDOCK / PADDOCK

LAP	LAP TIME	DIFF	MPH	TIME OF DAY
1 -	2:28.725	20.710	60.20	14:02:04.185
2 -	2:09.309	1.294	69.24	14:04:13.494
3 -	2:08.855 (3)	0.840	69.49	14:06:22.349
4 -	2:08.779 (2)	0.764	69.53	14:08:31.128
5 -	2:16.711	8.696	65.49	14:10:47.839
6 -	4:09.098	2:01.083	35.94	14:14:56.937
7 -	3:30.136	1:22.121	42.61	14:18:27.073
8 -	2:09.674	1.659	69.05	14:20:36.747
9 -	2:10.508	2.493	68.61	14:22:47.255
10 -	2:08.015 (1)		69.94	14:24:55.270
11 -	2:09.520 P	1.505	69.13	14:27:04.790
12 -	4:34.983	2:26.968	32.56	14:31:39.773
13 -	2:22.438	14.423	62.86	14:34:02.211
14 -	2:19.378	11.363	64.24	14:36:21.589
15 -	2:17.103	9.088	65.31	14:38:38.692
16 -	2:27.868	19.853	60.55	14:41:06.560
17 -	2:21.295	13.280	63.37	14:43:27.855
18 -	2:19.798	11.783	64.05	14:45:47.653
19 -	2:18.562	10.547	64.62	14:48:06.215

P29 333 Stuart KILROY

LAP	LAP TIME	DIFF	MPH	TIME OF DAY
1 -	2:06.741	9.854	70.65	14:01:42.201
2 -	1:58.400 (3)	1.513	75.62	14:03:40.601
3 -	1:59.763	2.876	74.76	14:05:40.364
4 -	1:59.481	2.594	74.94	14:07:39.845
5 -	2:01.774	4.887	73.53	14:09:41.619
6 -	2:08.824	11.937	69.50	14:11:50.443
7 -	3:30.456 P	1:33.569	42.54	14:15:20.899
8 -	4:10.652	2:13.765	35.72	14:19:31.551
9 -	1:58.305 (2)	1.418	75.68	14:21:29.856

DIFF = Difference To Personal Best Lap

10 -	1:56.887 (1)		76.60	14:23:26.743
11 -	2:01.042	4.155	73.97	14:25:27.785
12 -	2:04.880	7.993	71.70	14:27:32.665
13 -	2:07.083	10.196	70.46	14:29:39.748
14 -	2:02.578	5.691	73.05	14:31:42.326
15 -	2:05.513	8.626	71.34	14:33:47.839
16 -	2:03.324	6.437	72.60	14:35:51.163
17 -	2:05.540	8.653	71.32	14:37:56.703
18 -	2:05.521	8.634	71.33	14:40:02.224
19 -	2:04.485	7.598	71.93	14:42:06.709
20 -	2:02.328	5.441	73.20	14:44:09.037

P30 19 DOUGILL / MUNRO

LAP	LAP TIME	DIFF	MPH	TIME OF DAY
1 -	2:21.222	15.901	63.40	14:01:56.682
2 -	2:06.964	1.643	70.52	14:04:03.646
3 -	2:07.602	2.281	70.17	14:06:11.248
4 -	2:06.281	0.960	70.90	14:08:17.529
5 -	2:20.016	14.695	63.95	14:10:37.545
6 -	4:12.221	2:06.900	35.50	14:14:49.766
7 -	3:33.217	1:27.896	41.99	14:18:22.983
8 -	2:05.321 (1)		71.45	14:20:28.304
9 -	2:05.535 (2)	0.214	71.33	14:22:33.839
10 -	2:05.537 (3)	0.216	71.32	14:24:39.376
11 -	2:07.732	2.411	70.10	14:26:47.108
12 -	2:07.036 P	1.715	70.48	14:28:54.144
13 -	4:07.398	2:02.077	36.19	14:33:01.542
14 -	2:07.424	2.103	70.27	14:35:08.966
15 -	2:07.160	1.839	70.41	14:37:16.126
16 -	2:08.397	3.076	69.74	14:39:24.523
17 -	2:08.175	2.854	69.86	14:41:32.698
18 -	2:08.616	3.295	69.62	14:43:41.314
19 -	2:08.350	3.029	69.76	14:45:49.664
20 -	2:20.548 P	15.227	63.71	14:48:10.212

P31 38 Gary HOBBS

LAP	LAP TIME	DIFF	MPH	TIME OF DAY
1 -	2:25.754	21.745	61.43	14:02:01.214
2 -	2:05.748	1.739	71.20	14:04:06.962
3 -	2:05.077	1.068	71.59	14:06:12.039
4 -	2:08.216	4.207	69.83	14:08:20.255
5 -	2:21.771	17.762	63.16	14:10:42.026
6 -	4:12.174	2:08.165	35.50	14:14:54.200
7 -	3:33.527 P	1:29.518	41.93	14:18:27.727
8 -	4:13.079	2:09.070	35.38	14:22:40.806
9 -	2:04.968 (3)	0.959	71.65	14:24:45.774
10 -	2:05.864	1.855	71.14	14:26:51.638
11 -	2:05.488	1.479	71.35	14:28:57.126
12 -	2:04.009 (1)		72.20	14:31:01.135
13 -	2:05.897	1.888	71.12	14:33:07.032
14 -	2:04.774 (2)	0.765	71.76	14:35:11.806
15 -	2:05.672	1.663	71.25	14:37:17.478
16 -	2:05.723	1.714	71.22	14:39:23.201
17 -	2:08.395	4.386	69.74	14:41:31.596
18 -	2:07.974	3.965	69.97	14:43:39.570

P32 97 Andrew BOND

LAP	LAP TIME	DIFF	MPH	TIME OF DAY
1 -	1:54.112	3.910	78.47	14:01:29.572
2 -	1:50.202 (1)		81.25	14:03:19.774
3 -	1:50.259 (2)	0.057	81.21	14:05:10.033
4 -	1:50.307 (3)	0.105	81.17	14:07:00.340
5 -	1:50.349	0.147	81.14	14:08:50.689

SW Motorsports ClubSport Trophy

RACE 13 - LAP ANALYSIS

DIFF = Difference To Personal Best Lap

6 -	2:05.060	14.858	71.60	14:10:55.749
7 -	4:02.401	2:12.199	36.94	14:14:58.150
8 -	3:31.083	P 1:40.881	42.42	14:18:29.233
9 -	4:06.529	2:16.327	36.32	14:22:35.762
10 -	1:52.012	1.810	79.94	14:24:27.774
11 -	1:50.819	0.617	80.80	14:26:18.593
12 -	1:50.684	0.482	80.90	14:28:09.277
13 -	1:50.870	0.668	80.76	14:30:00.147
14 -	1:51.740	1.538	80.13	14:31:51.887
15 -	1:56.634	6.432	76.77	14:33:48.521
16 -	2:17.577	P 27.375	65.08	14:36:06.098

P33 49 BYRNE / FIRTH

LAP	LAP TIME	DIFF	MPH	TIME OF DAY
1 -	2:00.349	7.490	74.40	14:01:35.809
2 -	1:52.859 (1)		79.34	14:03:28.668
3 -	1:53.319 (2)	0.460	79.01	14:05:21.987
4 -	1:53.986 (3)	1.127	78.55	14:07:15.973
5 -	1:55.691	2.832	77.39	14:09:11.664
6 -	1:59.688	6.829	74.81	14:11:11.352
7 -	3:55.319 P	2:02.460	38.05	14:15:06.671
8 -	3:59.949	2:07.090	37.31	14:19:06.620
9 -	1:57.385	4.526	76.28	14:21:04.005
10 -	1:55.661	2.802	77.41	14:22:59.666
11 -	1:57.429	4.570	76.25	14:24:57.095
12 -	1:57.145	4.286	76.43	14:26:54.240
13 -	2:01.176 P	8.317	73.89	14:28:55.416
14 -	4:30.834	2:37.975	33.06	14:33:26.250
15 -	1:57.370	4.511	76.29	14:35:23.620
16 -	1:57.952	5.093	75.91	14:37:21.572

P34 118 David MAY

LAP	LAP TIME	DIFF	MPH	TIME OF DAY
1 -	1:49.627	3.539	81.68	14:01:25.087
2 -	1:46.088 (1)		84.40	14:03:11.175
3 -	1:46.549 (3)	0.461	84.04	14:04:57.724
4 -	1:46.166 (2)	0.078	84.34	14:06:43.890
5 -	1:51.053 P	4.965	80.63	14:08:34.943
6 -	20:45.913	18:59.825	7.18	14:29:20.856
7 -	1:49.469	3.381	81.79	14:31:10.325
8 -	1:48.949	2.861	82.18	14:32:59.274
9 -	1:47.210	1.122	83.52	14:34:46.484
10 -	1:51.991	5.903	79.95	14:36:38.475
11 -	1:48.063	1.975	82.86	14:38:26.538
12 -	1:51.820	5.732	80.07	14:40:18.358
13 -	1:51.105	5.017	80.59	14:42:09.463
14 -	1:47.989	1.901	82.92	14:43:57.452
15 -	1:50.417	4.329	81.09	14:45:47.869
16 -	1:55.290	9.202	77.66	14:47:43.159

P35 62 WATERHOUSE / GRIFFITHS

LAP	LAP TIME	DIFF	MPH	TIME OF DAY
1 -	2:18.341	21.277	64.72	14:01:53.801
2 -	2:07.994	10.930	69.95	14:04:01.795
3 -	2:08.034	10.970	69.93	14:06:09.829
4 -	2:09.990	12.926	68.88	14:08:19.819
5 -	2:20.734	23.670	63.62	14:10:40.553
6 -	4:11.675	2:14.611	35.57	14:14:52.228
7 -	3:31.915	1:34.851	42.25	14:18:24.143
8 -	2:06.972 (3)	9.908	70.52	14:20:31.115
9 -	2:11.119 P	14.055	68.29	14:22:42.234
10 -	4:01.136	2:04.072	37.13	14:26:43.370
11 -	1:57.064 (1)		76.49	14:28:40.434

DIFF = Difference To Personal Best Lap

12 -	2:00.964 (2)	3.900	74.02	14:30:41.398
13 -	2:10.900 P	13.836	68.40	14:32:52.298

P36 150 Andrew STEPHENS

LAP	LAP TIME	DIFF	MPH	TIME OF DAY
1 -	1:59.666	7.030	74.82	14:01:35.126
2 -	1:53.061 (3)	0.425	79.20	14:03:28.187
3 -	1:52.873 (2)	0.237	79.33	14:05:21.060
4 -	1:52.636 (1)		79.49	14:07:13.696
5 -	1:55.272	2.636	77.68	14:09:08.968
6 -	1:59.303	6.667	75.05	14:11:08.271
7 -	3:59.889 P	2:07.253	37.32	14:15:08.160
8 -	4:00.648	2:08.012	37.20	14:19:08.808
9 -	1:53.852	1.216	78.64	14:21:02.660

P37 80 Kristian WHITE

LAP	LAP TIME	DIFF	MPH	TIME OF DAY
1 -	1:59.190	7.785	75.12	14:01:34.650
2 -	1:51.916 (2)	0.511	80.01	14:03:26.566
3 -	1:52.736 (3)	1.331	79.42	14:05:19.302
4 -	1:51.405 (1)		80.37	14:07:10.707

P38 721 Chris MURPHY

LAP	LAP TIME	DIFF	MPH	TIME OF DAY
1 -	1:56.206 (3)	4.360	77.05	14:01:31.666
2 -	1:51.846 (1)		80.06	14:03:23.512
3 -	1:52.373 (2)	0.527	79.68	14:05:15.885
4 -	2:16.362 P	24.516	65.66	14:07:32.247

SW Motorsports ClubSport Trophy

RACE 13 - PIT STOP ANALYSIS

P1 27 Phiroze BILMORIA				
STOP	IN TIME	STOP TIME	TOTAL TIME	OUT TIME
1 -	14:14:54.173	2:03.587	2:03.587	14:16:57.760

P2 5 James ALFORD				
STOP	IN TIME	STOP TIME	TOTAL TIME	OUT TIME
1 -	14:20:07.178	2:02.664	2:02.664	14:22:09.842

P3 8 Sam REDDROP				
STOP	IN TIME	STOP TIME	TOTAL TIME	OUT TIME
1 -	14:15:00.210	2:04.213	2:04.213	14:17:04.423

P4 22 Jamie HADLEY				
STOP	IN TIME	STOP TIME	TOTAL TIME	OUT TIME
1 -	14:18:26.010	1:59.553	1:59.553	14:20:25.563

P5 82 Saranga SOTHISRIHARI				
STOP	IN TIME	STOP TIME	TOTAL TIME	OUT TIME
1 -	14:15:04.943	2:15.604	2:15.604	14:17:20.547

P6 40 Adam RADFORD				
STOP	IN TIME	STOP TIME	TOTAL TIME	OUT TIME
1 -	14:15:12.974	2:08.658	2:08.658	14:17:21.632

P7 111 Shane KELLY				
STOP	IN TIME	STOP TIME	TOTAL TIME	OUT TIME
1 -	14:01:45.539	1:28.996	1:28.996	14:03:14.535
2 -	14:14:56.581	2:12.498	3:41.494	14:17:09.079

P8 116 James ALFORD				
STOP	IN TIME	STOP TIME	TOTAL TIME	OUT TIME
1 -	14:18:30.917	2:12.050	2:12.050	14:20:42.967

P9 4 Stephen HARRISON				
STOP	IN TIME	STOP TIME	TOTAL TIME	OUT TIME
1 -	14:15:10.926	2:05.405	2:05.405	14:17:16.331

P10 37 EVANS / HART				
STOP	IN TIME	STOP TIME	TOTAL TIME	OUT TIME
1 -	14:22:16.826	1:59.069	1:59.069	14:24:15.895

P11 41 Paul MERCER				
STOP	IN TIME	STOP TIME	TOTAL TIME	OUT TIME
1 -	14:26:20.104	2:02.693	2:02.693	14:28:22.797

P12 92 Rshan Tyler CHIGORIMBO				
STOP	IN TIME	STOP TIME	TOTAL TIME	OUT TIME
1 -	14:20:33.081	1:57.438	1:57.438	14:22:30.519

P13 151 David COX				
STOP	IN TIME	STOP TIME	TOTAL TIME	OUT TIME
1 -	14:18:36.316	2:11.484	2:11.484	14:20:47.800

P14 63 Steve WOOD				
STOP	IN TIME	STOP TIME	TOTAL TIME	OUT TIME
1 -	14:18:45.643	2:10.551	2:10.551	14:20:56.194

P15 81 William GALLACHER				
STOP	IN TIME	STOP TIME	TOTAL TIME	OUT TIME
1 -	14:15:26.662	2:00.251	2:00.251	14:17:26.913

P16 45 Brendan MURPHY				
STOP	IN TIME	STOP TIME	TOTAL TIME	OUT TIME
1 -	14:18:39.552	2:01.424	2:01.424	14:20:40.976

P17 79 Sergei MINEEV				
STOP	IN TIME	STOP TIME	TOTAL TIME	OUT TIME
1 -	14:18:38.127	2:08.741	2:08.741	14:20:46.868

P18 279 Paul FENNING				
STOP	IN TIME	STOP TIME	TOTAL TIME	OUT TIME
1 -	14:18:42.266	2:07.680	2:07.680	14:20:49.946

P19 9 BROUGH / ROGERD				
STOP	IN TIME	STOP TIME	TOTAL TIME	OUT TIME
1 -	14:22:49.388	2:06.628	2:06.628	14:24:56.016

P20 75 Craig EMMERSON				
STOP	IN TIME	STOP TIME	TOTAL TIME	OUT TIME
1 -	14:22:40.737	2:00.830	2:00.830	14:24:41.567

P21 91 ELLIOTT-NOWOBILSKI / NOWOBILSKI				
STOP	IN TIME	STOP TIME	TOTAL TIME	OUT TIME
1 -	14:15:14.759	3:01.505	3:01.505	14:18:16.264

P22 107 Steven WATSON				
STOP	IN TIME	STOP TIME	TOTAL TIME	OUT TIME
1 -	14:18:48.269	2:08.997	2:08.997	14:20:57.266

P23 177 JUKES / JUKES				
STOP	IN TIME	STOP TIME	TOTAL TIME	OUT TIME
1 -	14:20:33.975	1:47.348	1:47.348	14:22:21.323

P24 283 Chris STONE				
STOP	IN TIME	STOP TIME	TOTAL TIME	OUT TIME
1 -	14:15:17.755	2:05.736	2:05.736	14:17:23.491
2 -	14:30:01.454	2:16.804	4:22.540	14:32:18.258

P25 32 Mark JONES				
STOP	IN TIME	STOP TIME	TOTAL TIME	OUT TIME
1 -	14:18:25.134	2:19.346	2:19.346	14:20:44.480

P26 133 RISBRIDGER / JACOB				
STOP	IN TIME	STOP TIME	TOTAL TIME	OUT TIME
1 -	14:20:37.476	2:00.274	2:00.274	14:22:37.750

SW Motorsports ClubSport Trophy

RACE 13 - PIT STOP ANALYSIS

P27 24 Kieran POWER				
STOP	IN TIME	STOP TIME	TOTAL TIME	OUT TIME
1 -	14:16:11.015	3:14.317	3:14.317	14:19:25.332

P28 114 PADDOCK / PADDOCK				
STOP	IN TIME	STOP TIME	TOTAL TIME	OUT TIME
1 -	14:27:04.790	2:19.085	2:19.085	14:29:23.875

P29 333 Stuart KILROY				
STOP	IN TIME	STOP TIME	TOTAL TIME	OUT TIME
1 -	14:15:20.899	2:12.231	2:12.231	14:17:33.130

P30 19 DOUGILL / MUNRO				
STOP	IN TIME	STOP TIME	TOTAL TIME	OUT TIME
1 -	14:28:54.144	2:00.106	2:00.106	14:30:54.250
2 -	14:48:10.212			

P31 38 Gary HOBBS				
STOP	IN TIME	STOP TIME	TOTAL TIME	OUT TIME
1 -	14:18:27.727	2:07.332	2:07.332	14:20:35.059

P32 97 Andrew BOND				
STOP	IN TIME	STOP TIME	TOTAL TIME	OUT TIME
1 -	14:18:29.233	2:12.903	2:12.903	14:20:42.136
2 -	14:36:06.098			

P33 49 BYRNE / FIRTH				
STOP	IN TIME	STOP TIME	TOTAL TIME	OUT TIME
1 -	14:15:06.671	2:01.241	2:01.241	14:17:07.912
2 -	14:28:55.416	2:34.156	4:35.397	14:31:29.572

P34 118 David MAY				
STOP	IN TIME	STOP TIME	TOTAL TIME	OUT TIME
1 -	14:08:34.943	18:54.673	18:54.673	14:27:29.616

P35 62 WATERHOUSE / GRIFFITHS				
STOP	IN TIME	STOP TIME	TOTAL TIME	OUT TIME
1 -	14:22:42.234	2:07.568	2:07.568	14:24:49.802
2 -	14:32:52.298			

P36 150 Andrew STEPHENS				
STOP	IN TIME	STOP TIME	TOTAL TIME	OUT TIME
1 -	14:15:08.160	2:04.030	2:04.030	14:17:12.190

P38 721 Chris MURPHY				
STOP	IN TIME	STOP TIME	TOTAL TIME	OUT TIME
1 -	14:07:32.247			

SW Motorsports ClubSport Trophy

RACE 13 - STATISTICS

Competitors Started 38
Planned Start 2024-06-23 @ 13:55:00.000
Actual Start 2024-06-23 @ 13:59:35.460
Finish Time 2024-06-23 @ 14:45:49.784
Track Length 2.4873mi.
Total Laps 737
Total Distance Covered 1833.1761mi.

Session Fastest Lap History

NO	CL	NAME	LAP TIME	TIME OF DAY	LAP	VEHICLE
5	A	James ALFORD	1:47.151	14:01:22.615	1	Audi TT
5	A	James ALFORD	1:44.692	14:03:07.308	2	Audi TT
22	A	Jamie HADLEY	1:44.677	14:06:40.845	4	VW golf

Session Leader History

NO	CL	NAME	FROM LAP	LAPS LED	DISTANCE	VEHICLE
5	A	James ALFORD	1	9	22.34 miles	Audi TT
37	B	EVANS / HART	10	1	2.48 miles	Honda Civic Type R
27	A	Phiroze BILIMORIA	11	13	32.33 miles	VW Scirocco

Flag History

TYPE	TIME OF DAY
GREEN	13:59:35.460
SAFETY	14:09:20.455
GREEN	14:18:19.011
FINISH	14:45:49.784

Flag Statistics

TYPE	COUNT	TOTAL LAPS	TOTAL TIME
Green	2	21	39:55.102
Red	0	0	0.000
Safety Car	1	2	8:58.556
FCY	0	0	0.000

SW Motorsports ClubSport Trophy

RACE 13 - STATISTICS

CLASS : A

8 Starters

Fastest Lap History

NO	NAME	LAP TIME	TIME OF DAY	LAP	VEHICLE
5	James ALFORD	1:47.151	14:01:22.615	1	Audi TT
5	James ALFORD	1:44.692	14:03:07.308	2	Audi TT
22	Jamie HADLEY	1:44.677	14:06:40.845	4	VW golf

Leader History

NO	NAME	FROM LAP	LAPS LED	DISTANCE	VEHICLE
5	James ALFORD	1	9	22.34 miles	Audi TT
27	Phiroze BILIMORIA	10	14	34.82 miles	VW Scirocco

SW Motorsports ClubSport Trophy

RACE 13 - STATISTICS

CLASS : B

12 Starters

Fastest Lap History

NO	NAME	LAP TIME	TIME OF DAY	LAP	VEHICLE
97	Andrew BOND	1:54.112	14:01:29.576	1	Honda Civic EG
97	Andrew BOND	1:50.202	14:03:19.780	2	Honda Civic EG
92	Rashan Tyler CHIGORIMBO	1:50.166	14:07:01.372	4	Audi TT

Leader History

NO	NAME	FROM LAP	LAPS LED	DISTANCE	VEHICLE
97	Andrew BOND	1	7	17.37 miles	Honda Civic EG
37	EVANS / HART	8	3	7.46 miles	Honda Civic Type R
41	Paul MERCER	11	2	4.97 miles	BMW Z4 3.0L
8	Sam REDDROP	13	11	27.36 miles	BMW 330ci

SW Motorsports ClubSport Trophy

RACE 13 - STATISTICS

CLASS : C

9 Starters

Fastest Lap History

NO	NAME	LAP TIME	TIME OF DAY	LAP	VEHICLE
49	BYRNE / FIRTH	2:00.349	14:01:35.819	1	MG ZS
49	BYRNE / FIRTH	1:52.859	14:03:28.678	2	MG ZS

Leader History

NO	NAME	FROM LAP	LAPS LED	DISTANCE	VEHICLE
49	BYRNE / FIRTH	1	7	17.37 miles	MG ZS
75	Craig EMMERSON	8	3	7.46 miles	BMW 330
49	BYRNE / FIRTH	11	3	7.46 miles	MG ZS
333	Stuart KILROY	14	5	12.43 miles	Peugeot 207 GTi
45	Brendan MURPHY	19	3	7.46 miles	BMW Compact

SW Motorsports ClubSport Trophy

RACE 13 - STATISTICS

CLASS : D

3 Starters

Fastest Lap History

NO	NAME	LAP TIME	TIME OF DAY	LAP	VEHICLE
150	Andrew STEPHENS	1:59.666	14:01:35.139	1	Mini Cooper
150	Andrew STEPHENS	1:53.061	14:03:28.198	2	Mini Cooper
150	Andrew STEPHENS	1:52.873	14:05:21.072	3	Mini Cooper
150	Andrew STEPHENS	1:52.636	14:07:13.709	4	Mini Cooper

Leader History

NO	NAME	FROM LAP	LAPS LED	DISTANCE	VEHICLE
150	Andrew STEPHENS	1	7	17.37 miles	Mini Cooper
107	Steven WATSON	8	1	2.48 miles	Renault Clio
150	Andrew STEPHENS	9	1	2.48 miles	Mini Cooper
4	Stephen HARRISON	10	13	32.33 miles	Renault Clio

SW Motorsports ClubSport Trophy

RACE 13 - STATISTICS

CLASS : E

6 Starters

Fastest Lap History

NO	NAME	LAP TIME	TIME OF DAY	LAP	VEHICLE
81	William GALLACHER	2:16.393	14:01:51.871	1	MK2 Toyota MR2
81	William GALLACHER	2:00.251	14:03:52.120	2	MK2 Toyota MR2
81	William GALLACHER	2:00.203	14:07:53.274	4	MK2 Toyota MR2
81	William GALLACHER	1:59.453	14:21:27.017	9	MK2 Toyota MR2

Leader History

NO	NAME	FROM LAP	LAPS LED	DISTANCE	VEHICLE
81	William GALLACHER	1	22	54.68 miles	MK2 Toyota MR2