



BMW 1 series
SuperCup

EVOLUTION TROPHY

BRSCC EVOLUTION TROPHY

brsc
DRIVEN BY RACING

Donington Summer Race Weekend
Donington Park GP
22nd June 2024

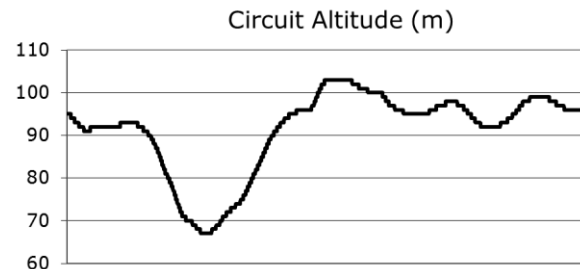
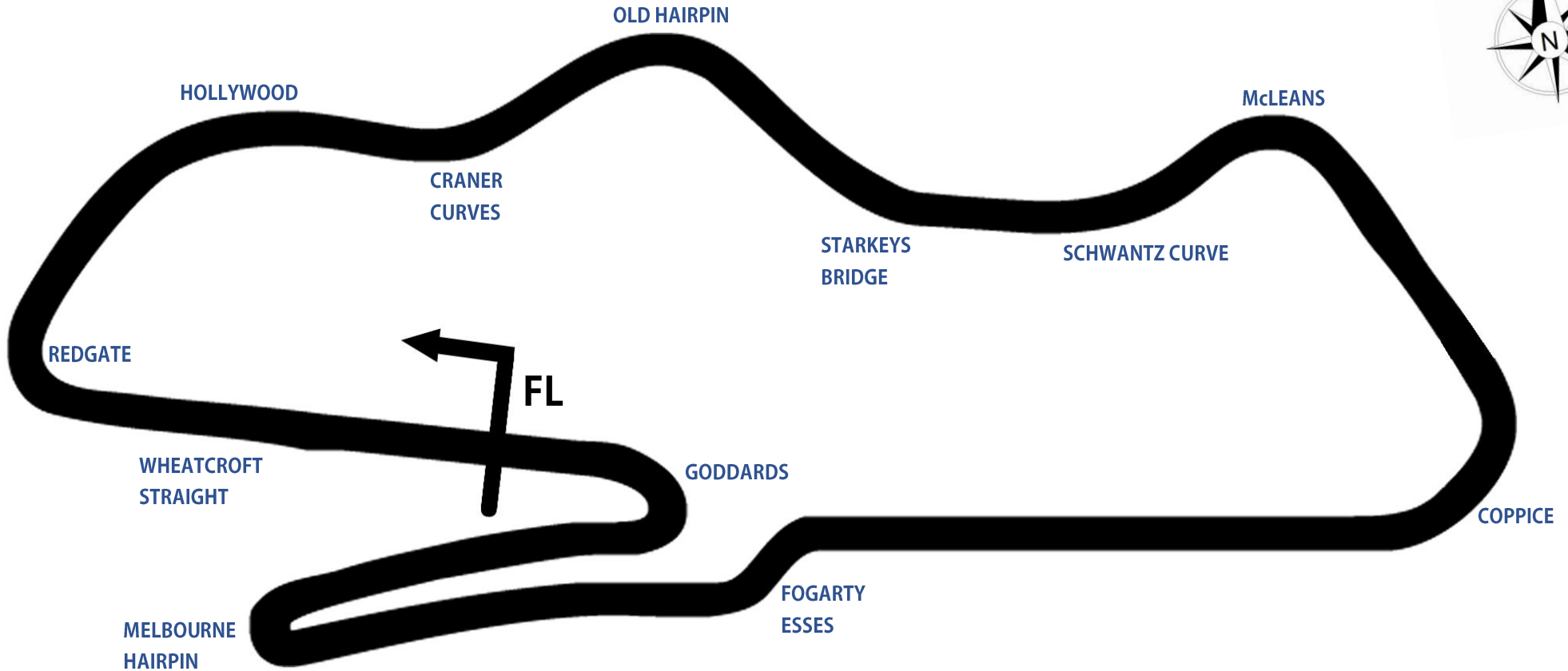


Timing & Results Provided by Timing Solutions Ltd

www.tsl-timing.com

Donington GP Circuit

Castle Donington, Derby, UK



Length	2.4873 miles 4.003 km 4003m		
FL	Start @ 60m	52.82971 N	1.37867 W
Pit Entry	3976m	52.82951 N	1.37832 W
Pit Exit	229m after FL	52.82996 N	1.38205 W
Pit Entry - Pit Exit	256m, 18.4s @ 50kph, 15.3s @ 60kph		

BRSCC Evolution Trophy
QUALIFYING - RACE 1 - CLASSIFICATION



POS	NO	CL	PIC	NAME	ENTRY	TIME	ON	LAPS	GAP	DIFF	MPH
1	14	OM	1	Nick GWINNETT	Renault Clio 182	1:47.611	8	8			83.21
2	18	VAGC	1	Carey LEWIS	VW Golf Gti Mk5	1:48.472	7	8	0.861	0.861	82.55
3	123*	A	1	Tim EVANS	Audi TT	1:49.210	7	8	1.599	0.738	81.99
4	58	A	2	Paul HOGGINS	Audi TT	1:49.638	7	8	2.027	0.428	81.67
5	232	OM	2	Matt DENNIS	Megane RS250	1:50.587	7	7	2.976	0.949	80.97
6	42	A	3	Dawn BUTCHER	VW Golf Mk5	1:50.831	7	8	3.220	0.244	80.79
7	1*	ONA	1	Tony HUNTER	Renault Clio 172 cup	1:50.907	6	7	3.296	0.076	80.73
8	153	CRS	1	Kevin STIRLING	Renault Clio RS	1:50.934	5	8	3.323	0.027	80.71
9	70	A	4	Donald DEWAR	Mk1 Golf gti / Mk1 Scirocco gti	1:51.015	7	7	3.404	0.081	80.65
10	38	VAGC	2	Kevin O'BRIEN	VW Golf	1:51.942	6	8	4.331	0.927	79.99
11	73	VAGC	3	Nick SANDERSON	SEAT Leon Supercopa	1:51.957	2	3	4.346	0.015	79.98
12	96	P	1	David MYCOCK	Renault Clio 182	1:52.499	7	8	4.888	0.542	79.59
13	53	A	5	Steven WATSON	Audi A3	1:53.908	4	8	6.297	1.409	78.61
14	15	A	6	Christopher GARNHAM	Audi A3 2.0T	1:54.303	7	8	6.692	0.395	78.33
15	84*	MK4T	1	Ben TAYLOR	MX5 Mk4	1:54.672	5	7	7.061	0.369	78.08
16	46	A	7	Paul DUNNINGHAM	Audi A3 2.0T Quattro	1:54.826	2	4	7.215	0.154	77.98
17	80*	B	1	Gary FLETCHER	VW Golf GTI	2:00.313	6	7	12.702	5.487	74.42
18	83	CTTC	1	Karl GREENFIELD	Audi TT 225	2:02.161	6	7	14.550	1.848	73.30
19	23	BMWSC	1	Stefan OATES	BMW 1 series supercup	2:02.828	2	5	15.217	0.667	72.90
20	311	B	2	Neil OAKLEY	VW Beetle	2:05.881	4	7	18.270	3.053	71.13

Comments: Cars 123 & 232 - Please fit a working transponder
No. 1, 80, 84, 123 - 1 Lap time disallowed; exceeding track limits.

Weather / Track : Bright / Dry
 These results are provisional until the conclusion of any judicial and technical matters.

Date: 22/06/2024 Start: 10:00 Finish: 10:15
 Donington Park GP: 2.4873 miles

Clerk Of Course: Gerry Condon	Stewards:	Timekeeper: Sarah Evans	
-------------------------------	-----------	-------------------------	--

Results can be found at www.tsl-timing.com

Printed - 10:21 Saturday, 22 June 2024



BRSCC Evolution Trophy

QUALIFYING - RACE 1 - LAP ANALYSIS

DIFF = Difference To Personal Best Lap

P1 14 Nick GWINNETT				
LAP	LAP TIME	DIFF	MPH	TIME OF DAY
1 -	2:05.030	17.419	71.61	10:03:36.987
2 -	1:56.111	8.500	77.11	10:05:33.098
3 -	1:51.476	3.865	80.32	10:07:24.574
4 -	1:52.728	5.117	79.43	10:09:17.302
5 -	1:48.264 (3)	0.653	82.70	10:11:05.566
6 -	1:53.802	6.191	78.68	10:12:59.368
7 -	1:48.183 (2)	0.572	82.77	10:14:47.551
8 -	1:47.611 (1)		83.21	10:16:35.162

P2 18 Carey LEWIS				
LAP	LAP TIME	DIFF	MPH	TIME OF DAY
1 -	2:02.471	13.999	73.11	10:03:07.794
2 -	1:52.374	3.902	79.68	10:05:00.168
3 -	1:50.539	2.067	81.00	10:06:50.707
4 -	1:49.413	0.941	81.84	10:08:40.120
5 -	1:48.697 (2)	0.225	82.37	10:10:28.817
6 -	1:49.614	1.142	81.69	10:12:18.431
7 -	1:48.472 (1)		82.55	10:14:06.903
8 -	1:49.371 (3)	0.899	81.87	10:15:56.274

P3 123 Tim EVANS				
LAP	LAP TIME	DIFF	MPH	TIME OF DAY
1 -	1:57.164	7.954	76.42	10:02:53.414
2 -	1:51.582	2.372	80.25	10:04:44.996
3 -	1:50.569	1.359	80.98	10:06:35.565
4 -	1:49.932 D	0.722	81.45	10:08:25.497
5 -	1:49.942 (3)	0.732	81.44	10:10:15.439
6 -	1:50.615	1.405	80.95	10:12:06.054
7 -	1:49.210 (1)		81.99	10:13:55.264
8 -	1:49.564 (2)	0.354	81.72	10:15:44.828

P4 58 Paul HOGGINS				
LAP	LAP TIME	DIFF	MPH	TIME OF DAY
1 -	2:04.891	15.253	71.69	10:03:30.683
2 -	1:56.359	6.721	76.95	10:05:27.042
3 -	1:52.256	2.618	79.76	10:07:19.298
4 -	1:50.513 (3)	0.875	81.02	10:09:09.811
5 -	1:54.698	5.060	78.06	10:11:04.509
6 -	1:57.673	8.035	76.09	10:13:02.182
7 -	1:49.638 (1)		81.67	10:14:51.820
8 -	1:50.451 (2)	0.813	81.07	10:16:42.271

P5 232 Matt DENNIS				
LAP	LAP TIME	DIFF	MPH	TIME OF DAY
1 -	2:04.522	13.935	71.91	10:03:43.400
2 -	1:51.952	1.365	79.98	10:05:35.352
3 -	1:51.472 (3)	0.885	80.32	10:07:26.824
4 -	1:59.825	9.238	74.72	10:09:26.649
5 -	2:05.689	15.102	71.24	10:11:32.338
6 -	1:50.817 (2)	0.230	80.80	10:13:23.155
7 -	1:50.587 (1)		80.97	10:15:13.742

P6 42 Dawn BUTCHER				
LAP	LAP TIME	DIFF	MPH	TIME OF DAY
1 -	2:10.144	19.313	68.80	10:03:15.149
2 -	1:53.240	2.409	79.07	10:05:08.389
3 -	1:56.098	5.267	77.12	10:07:04.487
4 -	1:51.887	1.056	80.03	10:08:56.374

DIFF = Difference To Personal Best Lap

5 -	1:51.395 (3)	0.564	80.38	10:10:47.769
6 -	1:51.957	1.126	79.98	10:12:39.726
7 -	1:50.831 (1)		80.79	10:14:30.557
8 -	1:51.265 (2)	0.434	80.47	10:16:21.822

P7 1 Tony HUNTER				
LAP	LAP TIME	DIFF	MPH	TIME OF DAY
1 -	2:18.088 D	27.181	64.84	10:03:57.542
2 -	2:01.871	10.964	73.47	10:05:59.413
3 -	1:54.387	3.480	78.28	10:07:53.800
4 -	1:51.782 (3)	0.875	80.10	10:09:45.582
5 -	1:52.821	1.914	79.36	10:11:38.403
6 -	1:50.907 (1)		80.73	10:13:29.310
7 -	1:51.650 (2)	0.743	80.20	10:15:20.960

P8 153 Kevin STIRLING				
LAP	LAP TIME	DIFF	MPH	TIME OF DAY
1 -	1:59.788	8.854	74.75	10:03:00.781
2 -	1:53.454	2.520	78.92	10:04:54.235
3 -	1:51.879	0.945	80.03	10:06:46.114
4 -	1:51.427 (2)	0.493	80.36	10:08:37.541
5 -	1:50.934 (1)		80.71	10:10:28.475
6 -	1:53.468	2.534	78.91	10:12:21.943
7 -	1:52.545	1.611	79.56	10:14:14.488
8 -	1:51.483 (3)	0.549	80.32	10:16:05.971

P9 70 Donald DEWAR				
LAP	LAP TIME	DIFF	MPH	TIME OF DAY
1 -	2:09.553	18.538	69.11	10:03:33.226
2 -	1:58.343	7.328	75.66	10:05:31.569
3 -	1:52.348 (2)	1.333	79.70	10:07:23.917
4 -	1:54.745	3.730	78.03	10:09:18.662
5 -	1:53.764 (3)	2.749	78.71	10:11:12.426
6 -	2:11.430	20.415	68.13	10:13:23.856
7 -	1:51.015 (1)		80.65	10:15:14.871

P10 38 Kevin O'BRIEN				
LAP	LAP TIME	DIFF	MPH	TIME OF DAY
1 -	2:04.312	12.370	72.03	10:03:29.537
2 -	1:54.025	2.083	78.53	10:05:23.562
3 -	1:53.698	1.756	78.75	10:07:17.260
4 -	1:52.025 (2)	0.083	79.93	10:09:09.285
5 -	1:52.769 (3)	0.827	79.40	10:11:02.054
6 -	1:51.942 (1)		79.99	10:12:53.996
7 -	1:53.262	1.320	79.05	10:14:47.258
8 -	1:53.535	1.593	78.86	10:16:40.793

P11 73 Nick SANDERSON				
LAP	LAP TIME	DIFF	MPH	TIME OF DAY
1 -	2:02.565 (2)	10.608	73.05	10:03:11.445
2 -	1:51.957 (1)		79.98	10:05:03.402
3 -	2:19.524 P	27.567	64.17	10:07:22.926

P12 96 David MYCOCK				
LAP	LAP TIME	DIFF	MPH	TIME OF DAY
1 -	2:05.385	12.886	71.41	10:03:35.432
2 -	1:58.657	6.158	75.46	10:05:34.089
3 -	1:54.947	2.448	77.90	10:07:29.036
4 -	1:55.029	2.530	77.84	10:09:24.065
5 -	1:53.417 (3)	0.918	78.95	10:11:17.482

BRSCC Evolution Trophy

QUALIFYING - RACE 1 - LAP ANALYSIS

DIFF = Difference To Personal Best Lap

6 -	1:54.331	1.832	78.32	10:13:11.813
7 -	1:52.499 (1)		79.59	10:15:04.312
8 -	1:53.140 (2)	0.641	79.14	10:16:57.452

P13 53 Steven WATSON				
LAP	LAP TIME	DIFF	MPH	TIME OF DAY
1 -	2:11.240	17.332	68.22	10:03:29.305
2 -	1:58.829	4.921	75.35	10:05:28.134
3 -	1:55.095	1.187	77.80	10:07:23.229
4 -	1:53.908 (1)		78.61	10:09:17.137
5 -	1:54.407 (2)	0.499	78.26	10:11:11.544
6 -	1:54.505 (3)	0.597	78.20	10:13:06.049
7 -	1:54.736	0.828	78.04	10:15:00.785
8 -	1:54.603	0.695	78.13	10:16:55.388

P14 15 Christopher GARNHAM				
LAP	LAP TIME	DIFF	MPH	TIME OF DAY
1 -	2:10.753	16.450	68.48	10:03:26.693
2 -	2:00.581	6.278	74.26	10:05:27.274
3 -	1:55.430 (3)	1.127	77.57	10:07:22.704
4 -	2:00.390	6.087	74.37	10:09:23.094
5 -	1:56.378	2.075	76.94	10:11:19.472
6 -	1:56.874	2.571	76.61	10:13:16.346
7 -	1:54.303 (1)		78.33	10:15:10.649
8 -	1:55.094 (2)	0.791	77.80	10:17:05.743

P15 84 Ben TAYLOR				
LAP	LAP TIME	DIFF	MPH	TIME OF DAY
1 -	2:17.336	22.664	65.20	10:03:59.330
2 -	1:56.704	2.032	76.72	10:05:56.034
3 -	1:54.966 (2)	0.294	77.88	10:07:51.000
4 -	1:54.755 D	0.083	78.03	10:09:45.755
5 -	1:54.672 (1)		78.08	10:11:40.427
6 -	1:55.104 (3)	0.432	77.79	10:13:35.531
7 -	1:55.786	1.114	77.33	10:15:31.317

P16 46 Paul DUNNINGHAM				
LAP	LAP TIME	DIFF	MPH	TIME OF DAY
1 -	2:11.219 (3)	16.393	68.24	10:03:24.110
2 -	1:54.826 (1)		77.98	10:05:18.936
3 -	2:08.782 (2)	13.956	69.53	10:07:27.718
4 -	2:13.515 P	18.689	67.06	10:09:41.233

P17 80 Gary FLETCHER				
LAP	LAP TIME	DIFF	MPH	TIME OF DAY
1 -	2:09.375	9.062	69.21	10:03:36.740
2 -	2:01.843 (3)	1.530	73.49	10:05:38.583
3 -	2:00.275 D		74.44	10:07:38.858
4 -	2:02.889	2.576	72.86	10:09:41.747
5 -	2:01.800 (2)	1.487	73.51	10:11:43.547
6 -	2:00.313 (1)		74.42	10:13:43.860
7 -	2:07.639 P	7.326	70.15	10:15:51.499

P18 83 Karl GREENFIELD				
LAP	LAP TIME	DIFF	MPH	TIME OF DAY
1 -	2:21.011	18.850	63.50	10:03:41.320
2 -	2:11.690	9.529	67.99	10:05:53.010
3 -	2:09.317	7.156	69.24	10:08:02.327
4 -	2:04.058	1.897	72.17	10:10:06.385
5 -	2:02.994 (2)	0.833	72.80	10:12:09.379

DIFF = Difference To Personal Best Lap

6 -	2:02.161 (1)		73.30	10:14:11.540
7 -	2:03.306 (3)	1.145	72.61	10:16:14.846

P19 23 Stefan OATES				
LAP	LAP TIME	DIFF	MPH	TIME OF DAY
1 -	2:04.330 (2)	1.502	72.02	10:03:02.532
2 -	2:02.828 (1)		72.90	10:05:05.360
3 -	2:11.540 (3)	8.712	68.07	10:07:16.900
4 -	2:14.801 P	11.973	66.42	10:09:31.701
5 -	5:00.109 P	2:57.281	29.83	10:14:31.810

P20 311 Neil OAKLEY				
LAP	LAP TIME	DIFF	MPH	TIME OF DAY
1 -	2:14.175	8.294	66.73	10:03:49.706
2 -	2:11.619	5.738	68.03	10:06:01.325
3 -	2:08.684	2.803	69.58	10:08:10.009
4 -	2:05.881 (1)		71.13	10:10:15.890
5 -	2:09.153	3.272	69.33	10:12:25.043
6 -	2:07.610 (2)	1.729	70.17	10:14:32.653
7 -	2:07.650 (3)	1.769	70.14	10:16:40.303

BRSCC Evolution Trophy

QUALIFYING - RACE 1 - STATISTICS

Competitors Started 20
Planned Start 2024-06-22 @ 10:05:00.000
Actual Start 2024-06-22 @ 10:00:08.208
Finish Time 2024-06-22 @ 10:15:13.741
Track Length 2.4873mi.
Total Laps 141
Total Distance Covered 350.7161mi.

Session Fastest Lap History

NO	CL	NAME	LAP TIME	TIME OF DAY	LAP	VEHICLE
123	A	Tim EVANS	1:57.164	10:02:53.414	1	Audi TT
123	A	Tim EVANS	1:51.582	10:04:44.996	2	Audi TT
123	A	Tim EVANS	1:50.569	10:06:35.565	3	Audi TT
18	VAGC	Carey LEWIS	1:50.539	10:06:50.719	3	VW Golf Gti Mk5
18	VAGC	Carey LEWIS	1:49.413	10:08:40.132	4	VW Golf Gti Mk5
18	VAGC	Carey LEWIS	1:48.697	10:10:28.828	5	VW Golf Gti Mk5
14	OM	Nick GWINNETT	1:48.264	10:11:05.572	5	Renault Clio 182
14	OM	Nick GWINNETT	1:48.183	10:14:47.558	7	Renault Clio 182
14	OM	Nick GWINNETT	1:47.611	10:16:35.170	8	Renault Clio 182

Flag History

TYPE	TIME OF DAY
GREEN	10:00:08.208
FINISH	10:15:13.741

Flag Statistics

TYPE	COUNT	TOTAL LAPS	TOTAL TIME
Green	1	8	17:16.921
Red	0	0	0.000
Safety Car	0	0	0.000
FCY	0	0	0.000

BRSCC Evolution Trophy

QUALIFYING - RACE 1 - STATISTICS

CLASS : BMWSC

1 Starters

Fastest Lap History

NO	NAME	LAP TIME	TIME OF DAY	LAP	VEHICLE
23	Stefan OATES	2:04.330	10:03:02.548	1	BMW 1 series supercup
23	Stefan OATES	2:02.828	10:05:05.377	2	BMW 1 series supercup

BRSCC Evolution Trophy

QUALIFYING - RACE 1 - STATISTICS

CLASS : MK4T

1 Starters

Fastest Lap History

NO	NAME	LAP TIME	TIME OF DAY	LAP	VEHICLE
84	Ben TAYLOR	2:17.336	10:03:59.349	1	MX5 Mk4
84	Ben TAYLOR	1:56.704	10:05:56.056	2	MX5 Mk4
84	Ben TAYLOR	1:54.966	10:07:51.022	3	MX5 Mk4
84	Ben TAYLOR	1:54.672	10:11:40.446	5	MX5 Mk4

BRSCC Evolution Trophy

QUALIFYING - RACE 1 - STATISTICS

CLASS : ONA

1 Starters

Fastest Lap History

NO	NAME	LAP TIME	TIME OF DAY	LAP	VEHICLE
1	Tony HUNTER	2:01.871	10:05:59.439	2	Renault Clio 172 cup
1	Tony HUNTER	1:54.387	10:07:53.826	3	Renault Clio 172 cup
1	Tony HUNTER	1:51.782	10:09:45.607	4	Renault Clio 172 cup
1	Tony HUNTER	1:50.907	10:13:29.336	6	Renault Clio 172 cup

BRSCC Evolution Trophy

QUALIFYING - RACE 1 - STATISTICS

CLASS : OM

2 Starters

Fastest Lap History

NO	NAME	LAP TIME	TIME OF DAY	LAP	VEHICLE
14	Nick GWINNETT	2:05.030	10:03:36.995	1	Renault Clio 182
232	Matt DENNIS	2:04.522	10:03:43.400	1	Megane RS250
14	Nick GWINNETT	1:56.111	10:05:33.105	2	Renault Clio 182
232	Matt DENNIS	1:51.952	10:05:35.352	2	Megane RS250
14	Nick GWINNETT	1:51.476	10:07:24.581	3	Renault Clio 182
232	Matt DENNIS	1:51.472	10:07:26.824	3	Megane RS250
14	Nick GWINNETT	1:48.264	10:11:05.572	5	Renault Clio 182
14	Nick GWINNETT	1:48.183	10:14:47.558	7	Renault Clio 182
14	Nick GWINNETT	1:47.611	10:16:35.170	8	Renault Clio 182

BRSCC Evolution Trophy

QUALIFYING - RACE 1 - STATISTICS

CLASS : P

1 Starters

Fastest Lap History

NO	NAME	LAP TIME	TIME OF DAY	LAP	VEHICLE
96	David MYCOCK	2:05.385	10:03:35.449	1	Renault Clio 182
96	David MYCOCK	1:58.657	10:05:34.106	2	Renault Clio 182
96	David MYCOCK	1:54.947	10:07:29.055	3	Renault Clio 182
96	David MYCOCK	1:53.417	10:11:17.501	5	Renault Clio 182
96	David MYCOCK	1:52.499	10:15:04.331	7	Renault Clio 182

BRSCC Evolution Trophy

QUALIFYING - RACE 1 - STATISTICS

CLASS : CRS

1 Starters

Fastest Lap History

NO	NAME	LAP TIME	TIME OF DAY	LAP	VEHICLE
153	Kevin STIRLING	1:59.788	10:03:00.797	1	Renault Clio RS
153	Kevin STIRLING	1:53.454	10:04:54.252	2	Renault Clio RS
153	Kevin STIRLING	1:51.879	10:06:46.132	3	Renault Clio RS
153	Kevin STIRLING	1:51.427	10:08:37.559	4	Renault Clio RS
153	Kevin STIRLING	1:50.934	10:10:28.493	5	Renault Clio RS

BRSCC Evolution Trophy

QUALIFYING - RACE 1 - STATISTICS

CLASS : A

7 Starters

Fastest Lap History

NO	NAME	LAP TIME	TIME OF DAY	LAP	VEHICLE
123	Tim EVANS	1:57.164	10:02:53.414	1	Audi TT
123	Tim EVANS	1:51.582	10:04:44.996	2	Audi TT
123	Tim EVANS	1:50.569	10:06:35.565	3	Audi TT
58	Paul HOGGINS	1:50.513	10:09:09.821	4	Audi TT
123	Tim EVANS	1:49.942	10:10:15.439	5	Audi TT
123	Tim EVANS	1:49.210	10:13:55.264	7	Audi TT

BRSCC Evolution Trophy

QUALIFYING - RACE 1 - STATISTICS

CLASS : VAGC

3 Starters

Fastest Lap History

NO	NAME	LAP TIME	TIME OF DAY	LAP	VEHICLE
18	Carey LEWIS	2:02.471	10:03:07.805	1	VW Golf Gti Mk5
18	Carey LEWIS	1:52.374	10:05:00.180	2	VW Golf Gti Mk5
73	Nick SANDERSON	1:51.957	10:05:03.435	2	SEAT Leon Supercopa
18	Carey LEWIS	1:50.539	10:06:50.719	3	VW Golf Gti Mk5
18	Carey LEWIS	1:49.413	10:08:40.132	4	VW Golf Gti Mk5
18	Carey LEWIS	1:48.697	10:10:28.828	5	VW Golf Gti Mk5
18	Carey LEWIS	1:48.472	10:14:06.915	7	VW Golf Gti Mk5

BRSCC Evolution Trophy

QUALIFYING - RACE 1 - STATISTICS

CLASS : B

2 Starters

Fastest Lap History

NO	NAME	LAP TIME	TIME OF DAY	LAP	VEHICLE
80	Gary FLETCHER	2:09.375	10:03:36.761	1	VW Golf GTI
80	Gary FLETCHER	2:01.843	10:05:38.604	2	VW Golf GTI
80	Gary FLETCHER	2:01.800	10:11:43.569	5	VW Golf GTI
80	Gary FLETCHER	2:00.313	10:13:43.883	6	VW Golf GTI

BRSCC Evolution Trophy

QUALIFYING - RACE 1 - STATISTICS

CLASS : CTTC

1 Starters

Fastest Lap History

NO	NAME	LAP TIME	TIME OF DAY	LAP	VEHICLE
83	Karl GREENFIELD	2:21.011	10:03:41.327	1	Audi TT 225
83	Karl GREENFIELD	2:11.690	10:05:53.017	2	Audi TT 225
83	Karl GREENFIELD	2:09.317	10:08:02.332	3	Audi TT 225
83	Karl GREENFIELD	2:04.058	10:10:06.391	4	Audi TT 225
83	Karl GREENFIELD	2:02.994	10:12:09.385	5	Audi TT 225
83	Karl GREENFIELD	2:02.161	10:14:11.546	6	Audi TT 225

BRSCC Evolution Trophy
RACE 1 - GRID (15 minutes)



ROW 10	19	2:02.828	23 Stefan OATES	20	2:05.881	311 Neil OAKLEY
ROW 9	17	2:00.313	80 Gary FLETCHER	18	2:02.161	83 Karl GREENFIELD
ROW 8	15	1:54.672	84 Ben TAYLOR	16	1:54.826	46 Paul DUNNINGHAM
ROW 7	13	1:53.908	53 Steven WATSON	14	1:54.303	15 Christopher GARNHAM
ROW 6	11	1:51.957	73 Nick SANDERSON	12	1:52.499	96 David MYCOCK
ROW 5	9	1:51.015	70 Donald DEWAR	10	1:51.942	38 Kevin O'BRIEN
ROW 4	7	1:50.907	1 Tony HUNTER	8	1:50.934	153 Kevin STIRLING
ROW 3	5	1:50.587	232 Matt DENNIS	6	1:50.831	42 Dawn BUTCHER
ROW 2	3	1:49.210	123 Tim EVANS	4	1:49.638	58 Paul HOGGINS
ROW 1	1	1:47.611	14 Nick GWINNETT	2	1:48.472	18 Carey LEWIS
Pole						

These results are provisional until the conclusion of any judicial and technical matters.

Donington Park GP: 2.4873 miles

Clerk Of Course: Gerry Condon	Stewards:	Timekeeper: Sarah Evans	
-------------------------------	-----------	-------------------------	--

Results can be found at www.tsl-timing.com

Printed - 10:24 Saturday, 22 June 2024



BRSCC Evolution Trophy

RACE 1 - CLASSIFICATION

Race Distance: 5 Laps / 12.43 miles

POS	NO	CL	PIC	NAME	ENTRY	LAPS	TIME	GAP	DIFF	MPH	BEST	ON	GRD	↑↓
1	18	VAGC	1	Carey LEWIS	VW Golf Gti Mk5	5	14:29.419			51.33	1:51.069	3	2	1
2	14	OM	1	Nick GWINNETT	Renault Clio 182	5	14:30.778	1.359	1.359	51.25	1:53.146	3	1	-1
3	70	A	1	Donald DEWAR	Mk1 Golf gti / Mk1 Scirocco gti	5	14:31.735	2.316	0.957	51.20	1:55.941	3	9	6
4	232*	OM	2	Matt DENNIS	Megane RS250	5	14:33.529	4.109	1.793	51.09	1:55.777	3	5	1
5	38	VAGC	2	Kevin O'BRIEN	VW Golf	5	14:34.449	5.030	0.920	51.04	1:56.291	3	10	5
6	53	A	2	Steven WATSON	Audi A3	5	14:34.996	5.577	0.547	51.01	1:59.592	1	13	7
7	96	P	1	David MYCOCK	Renault Clio 182	5	14:36.389	6.970	1.393	50.93	1:58.150	3	12	5
8	84	MK4T	1	Ben TAYLOR	MX5 Mk4	5	14:37.292	7.873	0.903	50.87	2:00.131	3	15	7
9	15	A	3	Christopher GARNHAM	Audi A3 2.0T	5	14:38.274	8.855	0.982	50.82	1:57.659	3	14	5
10	46	A	4	Paul DUNNINGHAM	Audi A3 2.0T Quattro	5	14:40.261	10.842	1.987	50.70	2:01.789	3	16	6
11	153	CRS	1	Kevin STIRLING	Renault Clio RS	5	14:41.355	11.936	1.094	50.64	1:57.885	3	8	-3
12	23	BMWSC	1	Stefan OATES	BMW 1 series supercup	5	14:42.989	13.570	1.634	50.55	2:03.082	3	19	7
13	80	B	1	Gary FLETCHER	VW Golf GTI	5	14:44.096	14.677	1.107	50.48	2:04.699	3	17	4
14	83	CTTC	1	Karl GREENFIELD	Audi TT 225	5	14:44.887	15.468	0.791	50.44	2:05.191	3	18	4

NOT CLASSIFIED

DNF	58	A		Paul HOGGINS	Audi TT	2	5:15.619	3 Laps	3 Laps	56.30	1:56.467	1	4	
DNF	123	A		Tim EVANS	Audi TT	2	5:16.084	3 Laps	0.465	56.22	1:57.030	1	3	
DNF	42	A		Dawn BUTCHER	VW Golf Mk5	0							6	

NOT STARTED

NS	1	ONA		Tony HUNTER	Renault Clio 172 cup									7
NS	73	VAGC		Nick SANDERSON	SEAT Leon Supercopa									11
NS	311	B		Neil OAKLEY	VW Beetle									20

FASTEST LAP

18	VAGC	Carey LEWIS	VW Golf Gti Mk5	3	1:51.069	80.62 mph	129.74 kph
14	OM	Nick GWINNETT	Renault Clio 182	3	1:53.146	79.14 mph	127.36 kph
70	A	Donald DEWAR	Mk1 Golf gti / Mk1 Scirocco gti	3	1:55.941	77.23 mph	124.29 kph
153	CRS	Kevin STIRLING	Renault Clio RS	3	1:57.885	75.95 mph	122.24 kph
96	P	David MYCOCK	Renault Clio 182	3	1:58.150	75.78 mph	121.97 kph
84	MK4T	Ben TAYLOR	MX5 Mk4	3	2:00.131	74.53 mph	119.95 kph
23	BMWSC	Stefan OATES	BMW 1 series supercup	3	2:03.082	72.75 mph	117.08 kph
80	B	Gary FLETCHER	VW Golf GTI	3	2:04.699	71.80 mph	115.56 kph
83	CTTC	Karl GREENFIELD	Audi TT 225	3	2:05.191	71.52 mph	115.11 kph

Comments: Car 232 - You must fit a working transponder before your next race

Weather / Track : Bright / Dry

Date: 22/06/2024 Start: 11:33 Finish: 11:47

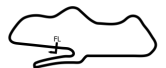
These results are provisional until the conclusion of any judicial and technical matters.

Donington Park GP: 2.4873 miles

Clerk Of Course: Gerry Condon

Stewards:

Timekeeper: Sarah Evans

Results can be found at www.tsl-timing.com

Printed - 11:54 Saturday, 22 June 2024

BRSCC Evolution Trophy

RACE 1 - LAP CHART

LAP 1 @ 11:35:24.939			LAP 2 @ 11:38:40.625			LAP 3 @ 11:40:31.694			LAP 4 @ 11:44:18.854			LAP 5 @ 11:47:59.372		
NO	BEHIND	LAP TIME	NO	BEHIND	LAP TIME	NO	BEHIND	LAP TIME	NO	BEHIND	LAP TIME	NO	BEHIND	LAP TIME
18		1:54.986	18		3:15.686	18		1:51.069	18		3:47.160	18		3:40.518
14	0.858	1:55.844	14	0.638	3:15.466	14	2.715	1:53.146	14	1.300	3:45.745	14	1.359	3:40.577
58	1.481	1:56.467	58	4.947	3:19.152	70	10.685	1:55.941	70	2.624	3:39.099	70	2.316	3:40.210
123	2.044	1:57.030	123	5.412	3:19.054	232	11.395	1:55.777	232	4.037	3:39.801	232	4.109	3:40.590
70	2.484	1:57.470	70	5.813	3:19.015	38	14.208	1:56.291	38	5.435	3:38.387	38	5.030	3:40.113
232	3.065	1:58.051	232	6.687	3:19.308	53	16.351	1:59.698	53	6.603	3:37.412	53	5.577	3:39.492
53	4.606	1:59.592	53	7.722	3:18.802	96	16.925	1:58.150	96	7.661	3:37.896	96	6.970	3:39.827
84	5.453	2:00.439	84	8.262	3:18.495	84	17.324	2:00.131	84	8.683	3:38.519	84	7.873	3:39.708
38	6.109	2:01.095	38	8.986	3:18.563	15	18.232	1:57.659	15	10.884	3:39.812	15	8.855	3:38.489
96	7.716	2:02.702	96	9.844	3:17.814	46	21.305	2:01.789	46	12.353	3:38.208	46	10.842	3:39.007
46	9.829	2:04.815	46	10.585	3:16.442	153	22.185	1:57.885	153	13.369	3:38.344	153	11.936	3:39.085
15	10.655	2:05.641	15	11.642	3:16.673	23	26.023	2:03.082	23	14.248	3:35.385	23	13.570	3:39.840
80	12.558	2:07.544	80	13.400	3:16.528	80	27.030	2:04.699	80	15.544	3:35.674	80	14.677	3:39.651
23	14.058	2:09.044	23	14.010	3:15.638	83	29.103	2:05.191	83	16.791	3:34.848	83	15.468	3:39.195
83	17.218	2:12.204	83	14.981	3:13.449									
153	1:12.323	3:07.309	153	15.369	2:18.732									

BRSCC Evolution Trophy

RACE 1 - POSITION CHART

No	Name	Lap Pos	Lap				
			1	2	3	4	5
14	GWINNETT	1	18	18	18	18	18
18	LEWIS	2	14	14	14	14	14
123	EVANS	3	58	58	70	70	70
58	HOGGINS	4	123	123	232	232	232
232	DENNIS	5	70	70	38	38	38
42	BUTCHER	6	232	232	53	53	53
1	HUNTER	7	53	53	96	96	96
153	STIRLING	8	84	84	84	84	84
70	DEWAR	9	38	38	15	15	15
38	O'BRIEN	10	96	96	46	46	46
73	SANDERSON	11	46	46	153	153	153
96	MYCOCK	12	15	15	23	23	23
53	WATSON	13	80	80	80	80	80
15	GARNHAM	14	23	23	83	83	83
84	TAYLOR	15	83	83			
46	DUNNINGHAM	16	153	153			
80	FLETCHER	17					
83	GREENFIELD	18					
23	OATES	19					
311	OAKLEY	20					

BRSCC Evolution Trophy

RACE 1 - LAP ANALYSIS

DIFF = Difference To Personal Best Lap

P1 18 Carey LEWIS				
LAP	LAP TIME	DIFF	MPH	TIME OF DAY
1 -	1:54.986 (2)	3.917	77.87	11:35:24.939
2 -	3:15.686 (3)	1:24.617	45.75	11:38:40.625
3 -	1:51.069 (1)		80.62	11:40:31.694
4 -	3:47.160	1:56.091	39.41	11:44:18.854
5 -	3:40.518	1:49.449	40.60	11:47:59.372

P2 14 Nick GWINNETT				
LAP	LAP TIME	DIFF	MPH	TIME OF DAY
1 -	1:55.844 (2)	2.698	77.29	11:35:25.797
2 -	3:15.466 (3)	1:22.320	45.81	11:38:41.263
3 -	1:53.146 (1)		79.14	11:40:34.409
4 -	3:45.745	1:52.599	39.66	11:44:20.154
5 -	3:40.577	1:47.431	40.59	11:48:00.731

P3 70 Donald DEWAR				
LAP	LAP TIME	DIFF	MPH	TIME OF DAY
1 -	1:57.470 (2)	1.529	76.22	11:35:27.423
2 -	3:19.015 (3)	1:23.074	44.99	11:38:46.438
3 -	1:55.941 (1)		77.23	11:40:42.379
4 -	3:39.099	1:43.158	40.86	11:44:21.478
5 -	3:40.210	1:44.269	40.66	11:48:01.688

P4 232 Matt DENNIS				
LAP	LAP TIME	DIFF	MPH	TIME OF DAY
1 -	1:58.051 (2)	2.273	75.85	11:35:28.004
2 -	3:19.308 (3)	1:23.530	44.92	11:38:47.312
3 -	1:55.777 (1)		77.34	11:40:43.089
4 -	3:39.801	1:44.024	40.73	11:44:22.891
5 -	3:40.590	1:44.812	40.59	11:48:03.481

P5 38 Kevin O'BRIEN				
LAP	LAP TIME	DIFF	MPH	TIME OF DAY
1 -	2:01.095 (2)	4.804	73.94	11:35:31.048
2 -	3:18.563 (3)	1:22.272	45.09	11:38:49.611
3 -	1:56.291 (1)		77.00	11:40:45.902
4 -	3:38.387	1:42.096	41.00	11:44:24.289
5 -	3:40.113	1:43.822	40.68	11:48:04.402

P6 53 Steven WATSON				
LAP	LAP TIME	DIFF	MPH	TIME OF DAY
1 -	1:59.592 (1)		74.87	11:35:29.545
2 -	3:18.802 (3)	1:19.209	45.04	11:38:48.347
3 -	1:59.698 (2)	0.105	74.80	11:40:48.045
4 -	3:37.412	1:37.819	41.18	11:44:25.457
5 -	3:39.492	1:39.899	40.79	11:48:04.949

P7 96 David MYCOCK				
LAP	LAP TIME	DIFF	MPH	TIME OF DAY
1 -	2:02.702 (2)	4.552	72.97	11:35:32.655
2 -	3:17.814 (3)	1:19.664	45.26	11:38:50.469
3 -	1:58.150 (1)		75.78	11:40:48.619
4 -	3:37.896	1:39.746	41.09	11:44:26.515
5 -	3:39.827	1:41.677	40.73	11:48:06.342

DIFF = Difference To Personal Best Lap

P8 84 Ben TAYLOR				
LAP	LAP TIME	DIFF	MPH	TIME OF DAY
1 -	2:00.439 (2)	0.308	74.34	11:35:30.392
2 -	3:18.495 (3)	1:18.364	45.11	11:38:48.887
3 -	2:00.131 (1)		74.53	11:40:49.018
4 -	3:38.519	1:38.388	40.97	11:44:27.537
5 -	3:39.708	1:39.577	40.75	11:48:07.245

P9 15 Christopher GARNHAM				
LAP	LAP TIME	DIFF	MPH	TIME OF DAY
1 -	2:05.641 (2)	7.982	71.26	11:35:35.594
2 -	3:16.673 (3)	1:19.014	45.52	11:38:52.267
3 -	1:57.659 (1)		76.10	11:40:49.926
4 -	3:39.812	1:42.153	40.73	11:44:29.738
5 -	3:38.489	1:40.830	40.98	11:48:08.227

P10 46 Paul DUNNINGHAM				
LAP	LAP TIME	DIFF	MPH	TIME OF DAY
1 -	2:04.815 (2)	3.026	71.74	11:35:34.768
2 -	3:16.442 (3)	1:14.653	45.58	11:38:51.210
3 -	2:01.789 (1)		73.52	11:40:52.999
4 -	3:38.208	1:36.419	41.03	11:44:31.207
5 -	3:39.007	1:37.218	40.88	11:48:10.214

P11 153 Kevin STIRLING				
LAP	LAP TIME	DIFF	MPH	TIME OF DAY
1 -	3:07.309 (3)	1:09.424	47.80	11:36:37.262
2 -	2:18.732 (2)	20.847	64.54	11:38:55.994
3 -	1:57.885 (1)		75.95	11:40:53.879
4 -	3:38.344	1:40.459	41.01	11:44:32.223
5 -	3:39.085	1:41.200	40.87	11:48:11.308

P12 23 Stefan OATES				
LAP	LAP TIME	DIFF	MPH	TIME OF DAY
1 -	2:09.044 (2)	5.962	69.39	11:35:38.997
2 -	3:15.638 (3)	1:12.556	45.77	11:38:54.635
3 -	2:03.082 (1)		72.75	11:40:57.717
4 -	3:35.385	1:32.303	41.57	11:44:33.102
5 -	3:39.840	1:36.758	40.73	11:48:12.942

P13 80 Gary FLETCHER				
LAP	LAP TIME	DIFF	MPH	TIME OF DAY
1 -	2:07.544 (2)	2.845	70.20	11:35:37.497
2 -	3:16.528 (3)	1:11.829	45.56	11:38:54.025
3 -	2:04.699 (1)		71.80	11:40:58.724
4 -	3:35.674	1:30.975	41.51	11:44:34.398
5 -	3:39.651	1:34.952	40.76	11:48:14.049

P14 83 Karl GREENFIELD				
LAP	LAP TIME	DIFF	MPH	TIME OF DAY
1 -	2:12.204 (2)	7.013	67.73	11:35:42.157
2 -	3:13.449 (3)	1:08.258	46.28	11:38:55.606
3 -	2:05.191 (1)		71.52	11:41:00.797
4 -	3:34.848	1:29.657	41.67	11:44:35.645
5 -	3:39.195	1:34.004	40.85	11:48:14.840

BRSCC Evolution Trophy

RACE 1 - LAP ANALYSIS

DIFF = Difference To Personal Best Lap

P15 58 Paul HOGGINS				
LAP	LAP TIME	DIFF	MPH	TIME OF DAY
1 -	1:56.467 (1)		76.88	11:35:26.420
2 -	3:19.152 (2)	1:22.684	44.96	11:38:45.572

P16 123 Tim EVANS				
LAP	LAP TIME	DIFF	MPH	TIME OF DAY
1 -	1:57.030 (1)		76.51	11:35:26.983
2 -	3:19.054 (2)	1:22.023	44.98	11:38:46.037

BRSCC Evolution Trophy

RACE 1 - STATISTICS

Competitors Started 16
Planned Start 2024-06-22 @ 11:40:00.000
Actual Start 2024-06-22 @ 11:33:29.952
Finish Time 2024-06-22 @ 11:47:55.210
Track Length 2.4873mi.
Total Laps 74
Total Distance Covered 184.0638mi.

Session Fastest Lap History

NO	CL	NAME	LAP TIME	TIME OF DAY	LAP	VEHICLE
18	VAGC	Carey LEWIS	1:54.986	11:35:24.952	1	VW Golf Gti Mk5
18	VAGC	Carey LEWIS	1:51.069	11:40:31.694	3	VW Golf Gti Mk5

Session Leader History

NO	CL	NAME	FROM LAP	LAPS LED	DISTANCE	VEHICLE
18	VAGC	Carey LEWIS	1	5	12.39 miles	VW Golf Gti Mk5

Flag History

TYPE	TIME OF DAY
GREEN	11:33:29.952
SAFETY	11:35:19.137
GREEN	11:38:39.582
SAFETY	11:40:10.735
FINISH	11:47:55.210

Flag Statistics

TYPE	COUNT	TOTAL LAPS	TOTAL TIME
Green	2	1	3:20.336
Red	0	0	0.000
Safety Car	2	3	11:04.921
FCY	0	0	0.000

BRSCC Evolution Trophy

RACE 1 - STATISTICS

CLASS : BMWSC

1 Starters

Fastest Lap History

NO	NAME	LAP TIME	TIME OF DAY	LAP	VEHICLE
23	Stefan OATES	2:09.044	11:35:39.013	1	BMW 1 series supercup
23	Stefan OATES	2:03.082	11:40:57.717	3	BMW 1 series supercup

Leader History

NO	NAME	FROM LAP	LAPS LED	DISTANCE	VEHICLE
23	Stefan OATES	1	5	12.39 miles	BMW 1 series supercup

BRSCC Evolution Trophy

RACE 1 - STATISTICS

CLASS : MK4T

1 Starters

Fastest Lap History

NO	NAME	LAP TIME	TIME OF DAY	LAP	VEHICLE
84	Ben TAYLOR	2:00.439	11:35:30.413	1	MX5 Mk4
84	Ben TAYLOR	2:00.131	11:40:49.018	3	MX5 Mk4

Leader History

NO	NAME	FROM LAP	LAPS LED	DISTANCE	VEHICLE
84	Ben TAYLOR	1	5	12.39 miles	MX5 Mk4

BRSCC Evolution Trophy

RACE 1 - STATISTICS

CLASS : OM

2 Starters

Fastest Lap History

NO	NAME	LAP TIME	TIME OF DAY	LAP	VEHICLE
14	Nick GWINNETT	1:55.844	11:35:25.806	1	Renault Clio 182
14	Nick GWINNETT	1:53.146	11:40:34.409	3	Renault Clio 182

Leader History

NO	NAME	FROM LAP	LAPS LED	DISTANCE	VEHICLE
14	Nick GWINNETT	1	5	12.39 miles	Renault Clio 182

BRSCC Evolution Trophy

RACE 1 - STATISTICS

CLASS : P

1 Starters

Fastest Lap History

NO	NAME	LAP TIME	TIME OF DAY	LAP	VEHICLE
96	David MYCOCK	2:02.702	11:35:32.675	1	Renault Clio 182
96	David MYCOCK	1:58.150	11:40:48.619	3	Renault Clio 182

Leader History

NO	NAME	FROM LAP	LAPS LED	DISTANCE	VEHICLE
96	David MYCOCK	1	5	12.39 miles	Renault Clio 182

BRSCC Evolution Trophy

RACE 1 - STATISTICS

CLASS : CRS

1 Starters

Fastest Lap History

NO	NAME	LAP TIME	TIME OF DAY	LAP	VEHICLE
153	Kevin STIRLING	3:07.309	11:36:37.262	1	Renault Clio RS
153	Kevin STIRLING	2:18.732	11:38:56.012	2	Renault Clio RS
153	Kevin STIRLING	1:57.885	11:40:53.879	3	Renault Clio RS

Leader History

NO	NAME	FROM LAP	LAPS LED	DISTANCE	VEHICLE
153	Kevin STIRLING	1	5	12.39 miles	Renault Clio RS

BRSCC Evolution Trophy

RACE 1 - STATISTICS

CLASS : A

6 Starters

Fastest Lap History

NO	NAME	LAP TIME	TIME OF DAY	LAP	VEHICLE
58	Paul HOGGINS	1:56.467	11:35:26.428	1	Audi TT
70	Donald DEWAR	1:55.941	11:40:42.379	3	Mk1 Golf gti / Mk1 Scirocco gti

Leader History

NO	NAME	FROM LAP	LAPS LED	DISTANCE	VEHICLE
58	Paul HOGGINS	1	2	4.93 miles	Audi TT
70	Donald DEWAR	3	3	7.46 miles	Mk1 Golf gti / Mk1 Scirocco gti

BRSCC Evolution Trophy

RACE 1 - STATISTICS

CLASS : VAGC

2 Starters

Fastest Lap History

NO	NAME	LAP TIME	TIME OF DAY	LAP	VEHICLE
18	Carey LEWIS	1:54.986	11:35:24.952	1	VW Golf Gti Mk5
18	Carey LEWIS	1:51.069	11:40:31.694	3	VW Golf Gti Mk5

Leader History

NO	NAME	FROM LAP	LAPS LED	DISTANCE	VEHICLE
18	Carey LEWIS	1	5	12.39 miles	VW Golf Gti Mk5

BRSCC Evolution Trophy

RACE 1 - STATISTICS

CLASS : B

1 Starters

Fastest Lap History

NO	NAME	LAP TIME	TIME OF DAY	LAP	VEHICLE
80	Gary FLETCHER	2:07.544	11:35:37.520	1	VW Golf GTI
80	Gary FLETCHER	2:04.699	11:40:58.724	3	VW Golf GTI

Leader History

NO	NAME	FROM LAP	LAPS LED	DISTANCE	VEHICLE
80	Gary FLETCHER	1	5	12.39 miles	VW Golf GTI

BRSCC Evolution Trophy

RACE 1 - STATISTICS

CLASS : CTTC

1 Starters

Fastest Lap History

NO	NAME	LAP TIME	TIME OF DAY	LAP	VEHICLE
83	Karl GREENFIELD	2:12.204	11:35:42.163	1	Audi TT 225
83	Karl GREENFIELD	2:05.191	11:41:00.797	3	Audi TT 225

Leader History

NO	NAME	FROM LAP	LAPS LED	DISTANCE	VEHICLE
83	Karl GREENFIELD	1	5	12.39 miles	Audi TT 225

BRSCC Evolution Trophy
RACE 6 - GRID (15 minutes)



ROW 10	19	0.000	73 Nick SANDERSON	20	0.000	311 Neil OAKLEY
ROW 9	17	0.000	42 Dawn BUTCHER	18	0.000	1 Tony HUNTER
ROW 8	15	5:15.619	58 Paul HOGGINS	16	5:16.084	123 Tim EVANS
ROW 7	13	14:44.096	80 Gary FLETCHER	14	14:44.887	83 Karl GREENFIELD
ROW 6	11	14:41.355	153 Kevin STIRLING	12	14:42.989	23 Stefan OATES
ROW 5	9	14:38.274	15 Christopher GARNHAM	10	14:40.261	46 Paul DUNNINGHAM
ROW 4	7	14:36.389	96 David MYCOCK	8	14:37.292	84 Ben TAYLOR
ROW 3	5	14:34.449	38 Kevin O'BRIEN	6	14:34.996	53 Steven WATSON
ROW 2	3	14:31.735	70 Donald DEWAR	4	14:33.529	232 Matt DENNIS
ROW 1	1	14:29.419	18 Carey LEWIS	2	14:30.778	14 Nick GWINNETT

Pole

These results are provisional until the conclusion of any judicial and technical matters.

Donington Park GP: 2.4873 miles

Clerk Of Course: Gerry Condon	Stewards:	Timekeeper: Sarah Evans	
-------------------------------	-----------	-------------------------	--

Results can be found at www.tsl-timing.com

Printed - 11:57 Saturday, 22 June 2024



BRSCC Evolution Trophy
RACE 6 - CLASSIFICATION



Race Distance: 8 Laps / 19.89 miles

POS	NO	CL	PIC	NAME	ENTRY	LAPS	TIME	GAP	DIFF	MPH	BEST	ON	GRD	↑↓
1	18	VAGC	1	Carey LEWIS	VW Golf Gti Mk5	8	14:50.950			80.25	1:49.780	5	1	0
2	123	A	1	Tim EVANS	Audi TT	8	14:59.597	8.647	8.647	79.47	1:50.361	8	16	14
3	38	VAGC	2	Kevin O'BRIEN	VW Golf	8	14:59.820	8.870	0.223	79.45	1:50.355	5	5	2
4	70	A	2	Donald DEWAR	Mk1 Golf gti / Mk1 Scirocco gti	8	15:00.600	9.650	0.780	79.39	1:50.348	8	3	-1
5	96	P	1	David MYCOCK	Renault Clio 182	8	15:10.380	19.430	9.780	78.53	1:52.138	5	7	2
6	53	A	3	Steven WATSON	Audi A3	8	15:19.438	28.488	9.058	77.76	1:53.053	5	6	0
7	15	A	4	Christopher GARNHAM	Audi A3 2.0T	8	15:24.050	33.100	4.612	77.37	1:53.491	5	9	2
8	46	A	5	Paul DUNNINGHAM	Audi A3 2.0T Quattro	8	15:24.332	33.382	0.282	77.35	1:53.594	5	10	2
9	84	MK4T	1	Ben TAYLOR	MX5 Mk4	8	15:24.625	33.675	0.293	77.32	1:53.949	5	8	-1
10	23	BMWSC	1	Stefan OATES	BMW 1 series supercup	8	16:00.531	1:09.581	35.906	74.43	1:58.445	7	12	2
11	80	B	1	Gary FLETCHER	VW Golf GTI	8	16:16.723	1:25.773	16.192	73.20	1:59.679	8	13	2
12	83	CTTC	1	Karl GREENFIELD	Audi TT 225	8	16:17.787	1:26.837	1.064	73.12	1:59.632	8	14	2

NOT CLASSIFIED

DNF	153	CRS		Kevin STIRLING	Renault Clio RS	4	7:35.338	4 Laps	4 Laps	78.36	1:49.859	4	11	
DNF	232	OM		Matt DENNIS	Megane RS250	4	7:57.379	4 Laps	22.041	74.74	1:51.302	3	4	

NOT STARTED

NS	14	OM		Nick GWINNETT	Renault Clio 182									2
NS	58	A		Paul HOGGINS	Audi TT									15
NS	42	A		Dawn BUTCHER	VW Golf Mk5									17

FASTEST LAP

18	VAGC	Carey LEWIS	VW Golf Gti Mk5	5	1:49.780	81.56 mph	131.26 kph
153	CRS	Kevin STIRLING	Renault Clio RS	4	1:49.859	81.50 mph	131.17 kph
70	A	Donald DEWAR	Mk1 Golf gti / Mk1 Scirocco gti	8	1:50.348	81.14 mph	130.59 kph
232	OM	Matt DENNIS	Megane RS250	3	1:51.302	80.45 mph	129.47 kph
96	P	David MYCOCK	Renault Clio 182	5	1:52.138	79.85 mph	128.50 kph
84	MK4T	Ben TAYLOR	MX5 Mk4	5	1:53.949	78.58 mph	126.46 kph
23	BMWSC	Stefan OATES	BMW 1 series supercup	7	1:58.445	75.60 mph	121.66 kph
83	CTTC	Karl GREENFIELD	Audi TT 225	8	1:59.632	74.85 mph	120.45 kph
80	B	Gary FLETCHER	VW Golf GTI	8	1:59.679	74.82 mph	120.41 kph

Weather / Track : Bright / Dry

Date: 22/06/2024 Start: 17:15 Finish: 17:30

These results are provisional until the conclusion of any judicial and technical matters.

Donington Park GP: 2.4873 miles

Clerk Of Course: Gerry Condon	Stewards:	Timekeeper: Sarah Evans	
-------------------------------	-----------	-------------------------	--

Results can be found at www.tsl-timing.com

Printed - 17:33 Saturday, 22 June 2024



BRSCC Evolution Trophy

RACE 6 - LAP CHART

LAP 1 @ 17:17:24.011			LAP 2 @ 17:19:16.111			LAP 3 @ 17:21:07.413			LAP 4 @ 17:22:58.375			LAP 5 @ 17:24:48.155		
NO	BEHIND	LAP TIME	NO	BEHIND	LAP TIME	NO	BEHIND	LAP TIME	NO	BEHIND	LAP TIME	NO	BEHIND	LAP TIME
232		1:56.483	232		1:52.100	232		1:51.302	18		1:50.456	18		1:49.780
70	1.444	1:57.927	18	0.752	1:50.942	18	0.506	1:51.056	70	2.258	1:51.310	70	3.052	1:50.574
18	1.910	1:58.393	70	1.310	1:51.966	70	1.910	1:51.902	38	2.841	1:51.043	38	3.416	1:50.355
96	3.663	2:00.146	38	2.975	1:51.057	38	2.760	1:51.087	123	3.528	1:51.142	123	4.271	1:50.523
38	4.018	2:00.501	123	3.770	1:51.527	123	3.348	1:50.880	153	4.491	1:49.859	96	11.128	1:52.138
123	4.343	2:00.826	96	4.991	1:53.428	153	5.594	1:50.928	96	8.770	1:52.886	53	17.623	1:53.053
84	5.075	2:01.558	153	5.968	1:52.445	96	6.846	1:53.157	53	14.350	1:54.472	84	19.752	1:53.949
153	5.623	2:02.106	53	8.508	1:54.641	53	10.840	1:53.634	84	15.583	1:54.119	15	20.253	1:53.491
53	5.967	2:02.450	84	8.933	1:55.958	84	12.426	1:54.795	15	16.542	1:53.894	46	22.558	1:53.594
46	7.097	2:03.580	46	10.254	1:55.257	15	13.610	1:54.384	46	18.744	1:54.551	23	43.016	1:59.224
15	7.973	2:04.456	15	10.528	1:54.655	46	15.155	1:56.203	232	26.532	2:17.494 P	80	55.126	2:01.525
23	10.114	2:06.597	23	17.307	1:59.293	23	25.933	1:59.928	23	33.572	1:58.601	83	55.835	2:01.077
80	12.352	2:08.835	80	21.790	2:01.538	80	31.639	2:01.151	80	43.381	2:02.704			
83	13.141	2:09.624	83	22.616	2:01.575	83	32.809	2:01.495	83	44.538	2:02.691			

BRSCC Evolution Trophy

RACE 6 - LAP CHART

LAP 6 @ 17:26:38.231			LAP 7 @ 17:28:28.239			LAP 8 @ 17:30:18.478		
NO	BEHIND	LAP TIME	NO	BEHIND	LAP TIME	NO	BEHIND	LAP TIME
18		1:50.076	18		1:50.008	18		1:50.239
38	4.992	1:51.652	38	8.045	1:53.061	123	8.647	1:50.361
70	5.433	1:52.457	123	8.525	1:52.615	38	8.870	1:51.064
123	5.918	1:51.723	70	9.541	1:54.116	70	9.650	1:50.348
96	14.525	1:53.473	96	17.188	1:52.671	96	19.430	1:52.481
53	21.214	1:53.667	53	24.963	1:53.757	53	28.488	1:53.764
84	24.216	1:54.540	84	28.343	1:54.135	15	33.100	1:54.570
15	24.457	1:54.280	15	28.769	1:54.320	46	33.382	1:53.882
46	26.109	1:53.627	46	29.739	1:53.638	84	33.675	1:55.571
23	52.296	1:59.356	23	1:00.733	1:58.445	23	1:09.581	1:59.087
80	1:06.125	2:01.075	80	1:16.333	2:00.216	80	1:25.773	1:59.679
83	1:07.316	2:01.557	83	1:17.444	2:00.136	83	1:26.837	1:59.632

BRSCC Evolution Trophy

RACE 6 - POSITION CHART

No	Name	Lap								
		Pos	1	2	3	4	5	6	7	8
18	LEWIS	1	232	232	232	18	18	18	18	18
14	GWINNETT	2	70	18	18	70	70	38	38	123
70	DEWAR	3	18	70	70	38	38	70	123	38
232	DENNIS	4	96	38	38	123	123	123	70	70
38	O'BRIEN	5	38	123	123	153	96	96	96	96
53	WATSON	6	123	96	153	96	53	53	53	53
96	MYCOCK	7	84	153	96	53	84	84	84	15
84	TAYLOR	8	153	53	53	84	15	15	15	46
15	GARNHAM	9	53	84	84	15	46	46	46	84
46	DUNNINGHAM	10	46	46	15	46	23	23	23	23
153	STIRLING	11	15	15	46	232	80	80	80	80
23	OATES	12	23	23	23	23	83	83	83	83
80	FLETCHER	13	80	80	80	80				
83	GREENFIELD	14	83	83	83	83				
58	HOGGINS	15								
123	EVANS	16								
42	BUTCHER	17								

BRSCC Evolution Trophy

RACE 6 - LAP ANALYSIS

DIFF = Difference To Personal Best Lap

P1 18 Carey LEWIS				
LAP	LAP TIME	DIFF	MPH	TIME OF DAY
1 -	1:58.393	8.613	75.63	17:17:25.921
2 -	1:50.942	1.162	80.71	17:19:16.863
3 -	1:51.056	1.276	80.63	17:21:07.919
4 -	1:50.456	0.676	81.06	17:22:58.375
5 -	1:49.780 (1)		81.56	17:24:48.155
6 -	1:50.076 (3)	0.296	81.34	17:26:38.231
7 -	1:50.008 (2)	0.228	81.39	17:28:28.239
8 -	1:50.239	0.459	81.22	17:30:18.478

P2 123 Tim EVANS				
LAP	LAP TIME	DIFF	MPH	TIME OF DAY
1 -	2:00.826	10.465	74.11	17:17:28.354
2 -	1:51.527	1.166	80.28	17:19:19.881
3 -	1:50.880 (3)	0.519	80.75	17:21:10.761
4 -	1:51.142	0.781	80.56	17:23:01.903
5 -	1:50.523 (2)	0.162	81.01	17:24:52.426
6 -	1:51.723	1.362	80.14	17:26:44.149
7 -	1:52.615	2.254	79.51	17:28:36.764
8 -	1:50.361 (1)		81.13	17:30:27.125

P3 38 Kevin O'BRIEN				
LAP	LAP TIME	DIFF	MPH	TIME OF DAY
1 -	2:00.501	10.146	74.30	17:17:28.029
2 -	1:51.057 (3)	0.702	80.62	17:19:19.086
3 -	1:51.087	0.732	80.60	17:21:10.173
4 -	1:51.043 (2)	0.688	80.63	17:23:01.216
5 -	1:50.355 (1)		81.14	17:24:51.571
6 -	1:51.652	1.297	80.19	17:26:43.223
7 -	1:53.061	2.706	79.20	17:28:36.284
8 -	1:51.064	0.709	80.62	17:30:27.348

P4 70 Donald DEWAR				
LAP	LAP TIME	DIFF	MPH	TIME OF DAY
1 -	1:57.927	7.579	75.93	17:17:25.455
2 -	1:51.966	1.618	79.97	17:19:17.421
3 -	1:51.902	1.554	80.02	17:21:09.323
4 -	1:51.310 (3)	0.962	80.44	17:23:00.633
5 -	1:50.574 (2)	0.226	80.98	17:24:51.207
6 -	1:52.457	2.109	79.62	17:26:43.664
7 -	1:54.116	3.768	78.46	17:28:37.780
8 -	1:50.348 (1)		81.14	17:30:28.128

P5 96 David MYCOCK				
LAP	LAP TIME	DIFF	MPH	TIME OF DAY
1 -	2:00.146	8.008	74.52	17:17:27.674
2 -	1:53.428	1.290	78.94	17:19:21.102
3 -	1:53.157	1.019	79.13	17:21:14.259
4 -	1:52.886	0.748	79.32	17:23:07.145
5 -	1:52.138 (1)		79.85	17:24:59.283
6 -	1:53.473	1.335	78.91	17:26:52.756
7 -	1:52.671 (3)	0.533	79.47	17:28:45.427
8 -	1:52.481 (2)	0.343	79.60	17:30:37.908

P6 53 Steven WATSON				
LAP	LAP TIME	DIFF	MPH	TIME OF DAY
1 -	2:02.450	9.397	73.12	17:17:29.978
2 -	1:54.641	1.588	78.10	17:19:24.619
3 -	1:53.634 (2)	0.581	78.80	17:21:18.253

DIFF = Difference To Personal Best Lap

4 -	1:54.472	1.419	78.22	17:23:12.725
5 -	1:53.053 (1)		79.20	17:25:05.778
6 -	1:53.667 (3)	0.614	78.77	17:26:59.445
7 -	1:53.757	0.704	78.71	17:28:53.202
8 -	1:53.764	0.711	78.71	17:30:46.966

P7 15 Christopher GARNHAM				
LAP	LAP TIME	DIFF	MPH	TIME OF DAY
1 -	2:04.456	10.965	71.94	17:17:31.984
2 -	1:54.655	1.164	78.09	17:19:26.639
3 -	1:54.384	0.893	78.28	17:21:21.023
4 -	1:53.894 (2)	0.403	78.62	17:23:14.917
5 -	1:53.491 (1)		78.90	17:25:08.408
6 -	1:54.280 (3)	0.789	78.35	17:27:02.688
7 -	1:54.320	0.829	78.32	17:28:57.008
8 -	1:54.570	1.079	78.15	17:30:51.578

P8 46 Paul DUNNINGHAM				
LAP	LAP TIME	DIFF	MPH	TIME OF DAY
1 -	2:03.580	9.986	72.45	17:17:31.108
2 -	1:55.257	1.663	77.69	17:19:26.365
3 -	1:56.203	2.609	77.05	17:21:22.568
4 -	1:54.551	0.957	78.17	17:23:17.119
5 -	1:53.594 (1)		78.82	17:25:10.713
6 -	1:53.627 (2)	0.033	78.80	17:27:04.340
7 -	1:53.638 (3)	0.044	78.79	17:28:57.978
8 -	1:53.882	0.288	78.62	17:30:51.860

P9 84 Ben TAYLOR				
LAP	LAP TIME	DIFF	MPH	TIME OF DAY
1 -	2:01.558	7.609	73.66	17:17:29.086
2 -	1:55.958	2.009	77.22	17:19:25.044
3 -	1:54.795	0.846	78.00	17:21:19.839
4 -	1:54.119 (2)	0.170	78.46	17:23:13.958
5 -	1:53.949 (1)		78.58	17:25:07.907
6 -	1:54.540	0.591	78.17	17:27:02.447
7 -	1:54.135 (3)	0.186	78.45	17:28:56.582
8 -	1:55.571	1.622	77.48	17:30:52.153

P10 23 Stefan OATES				
LAP	LAP TIME	DIFF	MPH	TIME OF DAY
1 -	2:06.597	8.152	70.73	17:17:34.125
2 -	1:59.293	0.848	75.06	17:19:33.418
3 -	1:59.928	1.483	74.66	17:21:33.346
4 -	1:58.601 (2)	0.156	75.50	17:23:31.947
5 -	1:59.224	0.779	75.10	17:25:31.171
6 -	1:59.356	0.911	75.02	17:27:30.527
7 -	1:58.445 (1)		75.60	17:29:28.972
8 -	1:59.087 (3)	0.642	75.19	17:31:28.059

P11 80 Gary FLETCHER				
LAP	LAP TIME	DIFF	MPH	TIME OF DAY
1 -	2:08.835	9.156	69.50	17:17:36.363
2 -	2:01.538	1.859	73.67	17:19:37.901
3 -	2:01.151	1.472	73.91	17:21:39.052
4 -	2:02.704	3.025	72.97	17:23:41.756
5 -	2:01.525	1.846	73.68	17:25:43.281
6 -	2:01.075 (3)	1.396	73.95	17:27:44.356
7 -	2:00.216 (2)	0.537	74.48	17:29:44.572
8 -	1:59.679 (1)		74.82	17:31:44.251

BRSCC Evolution Trophy

RACE 6 - LAP ANALYSIS

DIFF = Difference To Personal Best Lap

P12 83 Karl GREENFIELD				
LAP	LAP TIME	DIFF	MPH	TIME OF DAY
1 -	2:09.624	9.992	69.08	17:17:37.152
2 -	2:01.575	1.943	73.65	17:19:38.727
3 -	2:01.495	1.863	73.70	17:21:40.222
4 -	2:02.691	3.059	72.98	17:23:42.913
5 -	2:01.077 (3)	1.445	73.95	17:25:43.990
6 -	2:01.557	1.925	73.66	17:27:45.547
7 -	2:00.136 (2)	0.504	74.53	17:29:45.683
8 -	1:59.632 (1)		74.85	17:31:45.315

P13 153 Kevin STIRLING				
LAP	LAP TIME	DIFF	MPH	TIME OF DAY
1 -	2:02.106	12.247	73.33	17:17:29.634
2 -	1:52.445 (3)	2.586	79.63	17:19:22.079
3 -	1:50.928 (2)	1.069	80.72	17:21:13.007
4 -	1:49.859 (1)		81.50	17:23:02.866

P14 232 Matt DENNIS				
LAP	LAP TIME	DIFF	MPH	TIME OF DAY
1 -	1:56.483 (3)	5.181	76.87	17:17:24.011
2 -	1:52.100 (2)	0.798	79.87	17:19:16.111
3 -	1:51.302 (1)		80.45	17:21:07.413
4 -	2:17.494 P	26.192	65.12	17:23:24.907

BRSCC Evolution Trophy

RACE 6 - STATISTICS

Competitors Started	14
Planned Start	2024-06-22 @ 17:00:00.000
Actual Start	2024-06-22 @ 17:15:27.527
Finish Time	2024-06-22 @ 17:30:17.953
Track Length	2.4873mi.
Total Laps	104
Total Distance Covered	258.6842mi.

Session Fastest Lap History

NO	CL	NAME	LAP TIME	TIME OF DAY	LAP	VEHICLE
232	OM	Matt DENNIS	1:56.483	17:17:24.039	1	Megane RS250
232	OM	Matt DENNIS	1:52.100	17:19:16.139	2	Megane RS250
18	VAGC	Carey LEWIS	1:50.942	17:19:16.875	2	VW Golf Gti Mk5
123	A	Tim EVANS	1:50.880	17:21:10.776	3	Audi TT
18	VAGC	Carey LEWIS	1:50.456	17:22:58.387	4	VW Golf Gti Mk5
153	CRS	Kevin STIRLING	1:49.859	17:23:02.882	4	Renault Clio RS
18	VAGC	Carey LEWIS	1:49.780	17:24:48.167	5	VW Golf Gti Mk5

Session Leader History

NO	CL	NAME	FROM LAP	LAPS LED	DISTANCE	VEHICLE
232	OM	Matt DENNIS	1	3	7.42 miles	Megane RS250
18	VAGC	Carey LEWIS	4	5	12.43 miles	VW Golf Gti Mk5

Flag History

TYPE	TIME OF DAY
GREEN	17:15:27.527
FINISH	17:30:17.953

Flag Statistics

TYPE	COUNT	TOTAL LAPS	TOTAL TIME
Green	1	8	16:26.129
Red	0	0	0.000
Safety Car	0	0	0.000
FCY	0	0	0.000

BRSCC Evolution Trophy

RACE 6 - STATISTICS

CLASS : BMWSC

1 Starters

Fastest Lap History

NO	NAME	LAP TIME	TIME OF DAY	LAP	VEHICLE
23	Stefan OATES	2:06.597	17:17:34.140	1	BMW 1 series supercup
23	Stefan OATES	1:59.293	17:19:33.433	2	BMW 1 series supercup
23	Stefan OATES	1:58.601	17:23:31.963	4	BMW 1 series supercup
23	Stefan OATES	1:58.445	17:29:28.987	7	BMW 1 series supercup

Leader History

NO	NAME	FROM LAP	LAPS LED	DISTANCE	VEHICLE
23	Stefan OATES	1	8	19.86 miles	BMW 1 series supercup

BRSCC Evolution Trophy

RACE 6 - STATISTICS

CLASS : MK4T

1 Starters

Fastest Lap History

NO	NAME	LAP TIME	TIME OF DAY	LAP	VEHICLE
84	Ben TAYLOR	2:01.558	17:17:29.107	1	MX5 Mk4
84	Ben TAYLOR	1:55.958	17:19:25.065	2	MX5 Mk4
84	Ben TAYLOR	1:54.795	17:21:19.860	3	MX5 Mk4
84	Ben TAYLOR	1:54.119	17:23:13.979	4	MX5 Mk4
84	Ben TAYLOR	1:53.949	17:25:07.929	5	MX5 Mk4

Leader History

NO	NAME	FROM LAP	LAPS LED	DISTANCE	VEHICLE
84	Ben TAYLOR	1	8	19.86 miles	MX5 Mk4

BRSCC Evolution Trophy

RACE 6 - STATISTICS

CLASS : OM

1 Starters

Fastest Lap History

NO	NAME	LAP TIME	TIME OF DAY	LAP	VEHICLE
232	Matt DENNIS	1:56.483	17:17:24.039	1	Megane RS250
232	Matt DENNIS	1:52.100	17:19:16.139	2	Megane RS250
232	Matt DENNIS	1:51.302	17:21:07.440	3	Megane RS250

Leader History

NO	NAME	FROM LAP	LAPS LED	DISTANCE	VEHICLE
232	Matt DENNIS	1	4	9.91 miles	Megane RS250

BRSCC Evolution Trophy

RACE 6 - STATISTICS

CLASS : P

1 Starters

Fastest Lap History

NO	NAME	LAP TIME	TIME OF DAY	LAP	VEHICLE
96	David MYCOCK	2:00.146	17:17:27.691	1	Renault Clio 182
96	David MYCOCK	1:53.428	17:19:21.122	2	Renault Clio 182
96	David MYCOCK	1:53.157	17:21:14.275	3	Renault Clio 182
96	David MYCOCK	1:52.886	17:23:07.163	4	Renault Clio 182
96	David MYCOCK	1:52.138	17:24:59.302	5	Renault Clio 182

Leader History

NO	NAME	FROM LAP	LAPS LED	DISTANCE	VEHICLE
96	David MYCOCK	1	8	19.86 miles	Renault Clio 182

BRSCC Evolution Trophy

RACE 6 - STATISTICS

CLASS : CRS

1 Starters

Fastest Lap History

NO	NAME	LAP TIME	TIME OF DAY	LAP	VEHICLE
153	Kevin STIRLING	2:02.106	17:17:29.650	1	Renault Clio RS
153	Kevin STIRLING	1:52.445	17:19:22.096	2	Renault Clio RS
153	Kevin STIRLING	1:50.928	17:21:13.024	3	Renault Clio RS
153	Kevin STIRLING	1:49.859	17:23:02.882	4	Renault Clio RS

Leader History

NO	NAME	FROM LAP	LAPS LED	DISTANCE	VEHICLE
153	Kevin STIRLING	1	4	9.91 miles	Renault Clio RS

BRSCC Evolution Trophy

RACE 6 - STATISTICS

CLASS : A

5 Starters

Fastest Lap History

NO	NAME	LAP TIME	TIME OF DAY	LAP	VEHICLE
70	Donald DEWAR	1:57.927	17:17:25.480	1	Mk1 Golf gti / Mk1 Scirocco gti
70	Donald DEWAR	1:51.966	17:19:17.446	2	Mk1 Golf gti / Mk1 Scirocco gti
123	Tim EVANS	1:51.527	17:19:19.897	2	Audi TT
123	Tim EVANS	1:50.880	17:21:10.776	3	Audi TT
70	Donald DEWAR	1:50.574	17:24:51.231	5	Mk1 Golf gti / Mk1 Scirocco gti
123	Tim EVANS	1:50.523	17:24:52.442	5	Audi TT
123	Tim EVANS	1:50.361	17:30:27.144	8	Audi TT
70	Donald DEWAR	1:50.348	17:30:28.153	8	Mk1 Golf gti / Mk1 Scirocco gti

Leader History

NO	NAME	FROM LAP	LAPS LED	DISTANCE	VEHICLE
70	Donald DEWAR	1	6	14.88 miles	Mk1 Golf gti / Mk1 Scirocco gti
123	Tim EVANS	7	2	4.97 miles	Audi TT

BRSCC Evolution Trophy

RACE 6 - STATISTICS

CLASS : VAGC

2 Starters

Fastest Lap History

NO	NAME	LAP TIME	TIME OF DAY	LAP	VEHICLE
18	Carey LEWIS	1:58.393	17:17:25.933	1	VW Golf Gti Mk5
18	Carey LEWIS	1:50.942	17:19:16.875	2	VW Golf Gti Mk5
18	Carey LEWIS	1:50.456	17:22:58.387	4	VW Golf Gti Mk5
18	Carey LEWIS	1:49.780	17:24:48.167	5	VW Golf Gti Mk5

Leader History

NO	NAME	FROM LAP	LAPS LED	DISTANCE	VEHICLE
18	Carey LEWIS	1	8	19.86 miles	VW Golf Gti Mk5

BRSCC Evolution Trophy

RACE 6 - STATISTICS

CLASS : B

1 Starters

Fastest Lap History

NO	NAME	LAP TIME	TIME OF DAY	LAP	VEHICLE
80	Gary FLETCHER	2:08.835	17:17:36.386	1	VW Golf GTI
80	Gary FLETCHER	2:01.538	17:19:37.926	2	VW Golf GTI
80	Gary FLETCHER	2:01.151	17:21:39.072	3	VW Golf GTI
80	Gary FLETCHER	2:01.075	17:27:44.379	6	VW Golf GTI
80	Gary FLETCHER	2:00.216	17:29:44.595	7	VW Golf GTI
80	Gary FLETCHER	1:59.679	17:31:44.273	8	VW Golf GTI

Leader History

NO	NAME	FROM LAP	LAPS LED	DISTANCE	VEHICLE
80	Gary FLETCHER	1	8	19.86 miles	VW Golf GTI

BRSCC Evolution Trophy

RACE 6 - STATISTICS

CLASS : CTTC

1 Starters

Fastest Lap History

NO	NAME	LAP TIME	TIME OF DAY	LAP	VEHICLE
83	Karl GREENFIELD	2:09.624	17:17:37.159	1	Audi TT 225
83	Karl GREENFIELD	2:01.575	17:19:38.733	2	Audi TT 225
83	Karl GREENFIELD	2:01.495	17:21:40.228	3	Audi TT 225
83	Karl GREENFIELD	2:01.077	17:25:43.996	5	Audi TT 225
83	Karl GREENFIELD	2:00.136	17:29:45.689	7	Audi TT 225
83	Karl GREENFIELD	1:59.632	17:31:45.321	8	Audi TT 225

Leader History

NO	NAME	FROM LAP	LAPS LED	DISTANCE	VEHICLE
83	Karl GREENFIELD	1	8	19.86 miles	Audi TT 225