



ZEO PROTOTYPE SERIES



Donington Summer Race Weekend
Donington Park GP
22nd June 2024

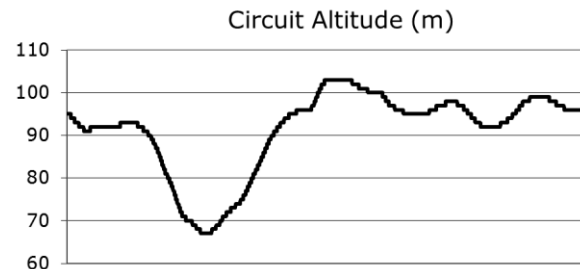
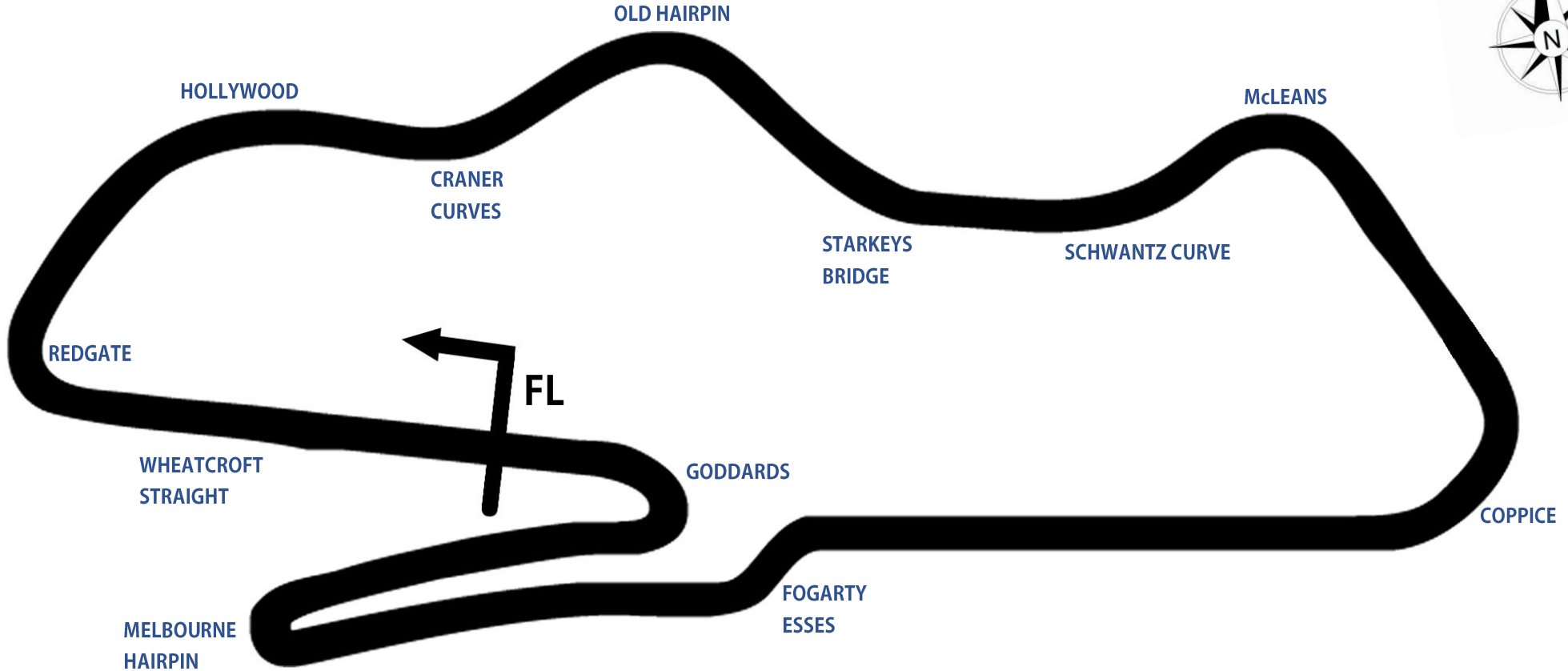


Timing & Results Provided by Timing Solutions Ltd

www.tsl-timing.com

Donington Park GP Circuit

Castle Donington, Derby, UK



Length	2.4873 miles 4.003 km 4003m		
FL	Start @ 60m	52.82971 N	1.37867 W
Pit Entry	3976m	52.82951 N	1.37832 W
Pit Exit	229m after FL	52.82996 N	1.38205 W
Pit Entry - Pit Exit	256m, 18.4s @ 50kph, 15.3s @ 60kph		

Zeo Prototype Series

QUALIFYING - RACES 4 & 9 - 2ND FASTEST CLASSIFICATION

POS	NO	CL	PIC	NAME	ENTRY	TIME	ON	LAPS	GAP	DIFF	MPH
1	35	B	1	Mike JENVEY	Jenvey Gunn	1:26.491	7	11			103.53
2	8	A	1	Joe LOCK	Spire SSSC	1:27.058	6	12	0.567	0.567	102.85
3	11*	E	1	Shane KELLY	Praga R1 T	1:28.004	6	13	1.513	0.946	101.75
4	19A*	F	1	James ABBOTT	Revolution 500 EVO	1:28.920	1	4	2.429	0.916	100.70
5	99*	A	2	Max WINDHEUSER	Norma	1:30.815	3	11	4.324	1.895	98.60
6	16	E	2	Thomas CANNING	Praga R1	1:30.858	3	6	4.367	0.043	98.55
7	76	F	2	Chris HOY	Revolution 500 SC	1:31.986	4	12	5.495	1.128	97.34
8	51*	C	1	Douglas CARTER	Radical PR6	1:33.209	12	12	6.718	1.223	96.06
9	19B	F	3	Nigel REDWOOD	Revolution 500 EVO	1:35.445	5	7	8.954	2.236	93.81
10	60*	C	2	Andrew GOORD	Radical SR3-RSX	1:36.187	9	12	9.696	0.742	93.09
11	6*	C	3	Robert GILLMAN	Radical Prosport	1:37.104	9	12	10.613	0.917	92.21
12	24*	C	4	Ian CHARLES	Radical Prosport	1:37.657	11	11	11.166	0.553	91.69
13	15A	B	2	Matthew CHAMBERLAIN	CTR01	1:37.977	2	3	11.486	0.320	91.39
14	73	A	3	Alastair SMART	Radical SR10	1:40.908	3	4	14.417	2.931	88.73
15	23	C	5	Dominic LANGDON-DOWN	Radical SR3-RS	1:46.142	6	11	19.651	5.234	84.36

Comments:

No. 6, 24, 51, 60, 99 - 1 Lap time disallowed; exceeding track limits.

No. 11, 19A - 2 Lap times disallowed; exceeding track limits.

Weather / Track : Bright / Dry

These results are provisional until the conclusion of any judicial and technical matters.

Date: 22/06/2024 Start: 09:29 Finish: 09:49

Donington Park GP: 2.4873 miles

Clerk Of Course: Rob Briggs

Stewards:

Timekeeper: Sarah Evans



Zeo Prototype Series

QUALIFYING - RACES 4 & 9 - CLASSIFICATION

POS	NO	CL	PIC	NAME	ENTRY	TIME	ON	LAPS	GAP	DIFF	MPH
1	35	B	1	Mike JENVEY	Jenvey Gunn	1:25.577	9	11			104.63
2	8	A	1	Joe LOCK	Spire SSSC	1:25.814	11	12	0.237	0.237	104.34
3	19A*	F	1	James ABBOTT	Revolution 500 EVO	1:27.458	3	4	1.881	1.644	102.38
4	11*	E	1	Shane KELLY	Praga R1 T	1:27.506	13	13	1.929	0.048	102.32
5	16	E	2	Thomas CANNING	Praga R1	1:29.884	4	6	4.307	2.378	99.62
6	99*	A	2	Max WINDHEUSER	Norma	1:30.223	8	11	4.646	0.339	99.24
7	76	F	2	Chris HOY	Revolution 500 SC	1:31.188	11	12	5.611	0.965	98.19
8	19B	F	3	Nigel REDWOOD	Revolution 500 EVO	1:32.400	6	7	6.823	1.212	96.90
9	51*	C	1	Douglas CARTER	Radical PR6	1:33.155	11	12	7.578	0.755	96.12
10	15A	B	2	Matthew CHAMBERLAIN	CTR01	1:35.087	3	3	9.510	1.932	94.17
11	60*	C	2	Andrew GOORD	Radical SR3-RSX	1:35.940	7	12	10.363	0.853	93.33
12	6*	C	3	Robert GILLMAN	Radical Prosport	1:37.099	7	12	11.522	1.159	92.21
13	24*	C	4	Ian CHARLES	Radical Prosport	1:37.378	8	11	11.801	0.279	91.95
14	73	A	3	Alastair SMART	Radical SR10	1:39.274	2	4	13.697	1.896	90.19
15	23	C	5	Dominic LANGDON-DOWN	Radical SR3-RS	1:43.107	8	11	17.530	3.833	86.84

Comments:

No. 6, 24, 51, 60, 99 - 1 Lap time disallowed; exceeding track limits.

No. 11, 19A - 2 Lap times disallowed; exceeding track limits.

Weather / Track : Bright / Dry

These results are provisional until the conclusion of any judicial and technical matters.

Date: 22/06/2024 Start: 09:29 Finish: 09:49

Donington Park GP: 2.4873 miles

Clerk Of Course: Rob Briggs

Stewards:

Timekeeper: Sarah Evans



Results can be found at www.tsl-timing.com

Printed - 09:52 Saturday, 22 June 2024

Zeo Prototype Series

QUALIFYING - RACES 4 & 9 - LAP ANALYSIS

DIFF = Difference To Personal Best Lap

P1 35 Mike JENVEY				
LAP	LAP TIME	DIFF	MPH	TIME OF DAY
1 -	1:53.591	28.014	78.83	09:32:30.269
2 -	1:37.481	11.904	91.85	09:34:07.750
3 -	1:30.524	4.947	98.91	09:35:38.274
4 -	1:31.604	6.027	97.75	09:37:09.878
5 -	1:32.003	6.426	97.32	09:38:41.881
6 -	1:26.615 (3)	1.038	103.38	09:40:08.496
7 -	1:26.491 (2)	0.914	103.53	09:41:34.987
8 -	1:39.794	14.217	89.72	09:43:14.781
9 -	1:25.577 (1)		104.63	09:44:40.358
10 -	1:45.294 P	19.717	85.04	09:46:25.652
11 -	2:40.112 P	1:14.535	55.92	09:49:05.764

P2 8 Joe LOCK				
LAP	LAP TIME	DIFF	MPH	TIME OF DAY
1 -	1:39.415	13.601	90.07	09:32:19.626
2 -	1:31.687	5.873	97.66	09:33:51.313
3 -	1:28.285	2.471	101.42	09:35:19.598
4 -	1:33.049	7.235	96.23	09:36:52.647
5 -	1:27.282	1.468	102.59	09:38:19.929
6 -	1:27.058 (2)	1.244	102.85	09:39:46.987
7 -	1:33.046	7.232	96.23	09:41:20.033
8 -	1:27.184 (3)	1.370	102.70	09:42:47.217
9 -	1:39.631 P	13.817	89.87	09:44:26.848
10 -	3:01.727	1:35.913	49.27	09:47:28.575
11 -	1:25.814 (1)		104.34	09:48:54.389
12 -	1:37.781 P	11.967	91.57	09:50:32.170

P3 19A James ABBOTT				
LAP	LAP TIME	DIFF	MPH	TIME OF DAY
1 -	1:28.920 (2)	1.462	100.70	09:46:31.240
2 -	1:27.351 D		102.51	09:47:58.591
3 -	1:27.458 (1)		102.38	09:49:26.049
4 -	1:27.245 D		102.63	09:50:53.294

P4 11 Shane KELLY				
LAP	LAP TIME	DIFF	MPH	TIME OF DAY
1 -	1:37.824	10.318	91.53	09:32:42.284
2 -	1:31.078	3.572	98.31	09:34:13.362
3 -	1:29.041	1.535	100.56	09:35:42.403
4 -	1:31.728	4.222	97.61	09:37:14.131
5 -	1:28.730	1.224	100.91	09:38:42.861
6 -	1:28.004 (2)	0.498	101.75	09:40:10.865
7 -	1:28.157 (3)	0.651	101.57	09:41:39.022
8 -	1:28.293	0.787	101.41	09:43:07.315
9 -	1:27.496 D		102.34	09:44:34.811
10 -	1:32.337	4.831	96.97	09:46:07.148
11 -	1:30.331	2.825	99.12	09:47:37.479
12 -	1:27.199 D		102.68	09:49:04.678
13 -	1:27.506 (1)		102.32	09:50:32.184

P5 16 Thomas CANNING				
LAP	LAP TIME	DIFF	MPH	TIME OF DAY
1 -	1:49.219 P	19.335	81.98	09:32:04.756
2 -	2:56.545	1:26.661	50.72	09:35:01.301
3 -	1:30.858 (2)	0.974	98.55	09:36:32.159
4 -	1:29.884 (1)		99.62	09:38:02.043
5 -	1:33.586 (3)	3.702	95.68	09:39:35.629
6 -	1:36.773 P	6.889	92.53	09:41:12.402

DIFF = Difference To Personal Best Lap

P6 99 Max WINDHEUSER				
LAP	LAP TIME	DIFF	MPH	TIME OF DAY
1 -	1:53.568	23.345	78.84	09:32:30.830
2 -	1:38.345	8.122	91.05	09:34:09.175
3 -	1:30.815 (2)	0.592	98.60	09:35:39.990
4 -	1:34.458	4.235	94.79	09:37:14.448
5 -	1:31.429	1.206	97.93	09:38:45.877
6 -	1:32.745	2.522	96.54	09:40:18.622
7 -	1:31.314 (3)	1.091	98.06	09:41:49.936
8 -	1:30.223 (1)		99.24	09:43:20.159
9 -	1:31.383	1.160	97.98	09:44:51.542
10 -	1:32.946 D	2.723	96.34	09:46:24.488
11 -	1:38.933 P	8.710	90.51	09:48:03.421

P7 76 Chris HOY				
LAP	LAP TIME	DIFF	MPH	TIME OF DAY
1 -	1:47.842	16.654	83.03	09:32:17.411
2 -	1:36.244	5.056	93.03	09:33:53.655
3 -	1:34.017	2.829	95.24	09:35:27.672
4 -	1:31.986 (2)	0.798	97.34	09:36:59.658
5 -	1:32.046 (3)	0.858	97.28	09:38:31.704
6 -	1:32.068	0.880	97.25	09:40:03.772
7 -	1:40.039 P	8.851	89.50	09:41:43.811
8 -	2:48.041	1:16.853	53.28	09:44:31.852
9 -	1:34.322	3.134	94.93	09:46:06.174
10 -	1:32.376	1.188	96.93	09:47:38.550
11 -	1:31.188 (1)		98.19	09:49:09.738
12 -	1:43.033 P	11.845	86.90	09:50:52.771

P8 19B Nigel REDWOOD				
LAP	LAP TIME	DIFF	MPH	TIME OF DAY
1 -	1:45.323	12.923	85.01	09:32:24.109
2 -	1:36.080	3.680	93.19	09:34:00.189
3 -	1:36.293	3.893	92.99	09:35:36.482
4 -	1:35.909 (3)	3.509	93.36	09:37:12.391
5 -	1:35.445 (2)	3.045	93.81	09:38:47.836
6 -	1:32.400 (1)		96.90	09:40:20.236
7 -	1:34.338 P	1.938	94.91	09:41:54.574

P9 51 Douglas CARTER				
LAP	LAP TIME	DIFF	MPH	TIME OF DAY
1 -	1:49.563	16.408	81.72	09:32:11.840
2 -	1:38.984	5.829	90.46	09:33:50.824
3 -	1:38.437	5.282	90.96	09:35:29.261
4 -	1:34.314	1.159	94.94	09:37:03.575
5 -	1:33.328	0.173	95.94	09:38:36.903
6 -	1:33.430	0.275	95.84	09:40:10.333
7 -	1:35.748 D	2.593	93.52	09:41:46.081
8 -	1:37.080 P	3.925	92.23	09:43:23.161
9 -	2:47.812	1:14.657	53.36	09:46:10.973
10 -	1:33.213 (3)	0.058	96.06	09:47:44.186
11 -	1:33.155 (1)		96.12	09:49:17.341
12 -	1:33.209 (2)	0.054	96.06	09:50:50.550

P10 15A Matthew CHAMBERLAIN				
LAP	LAP TIME	DIFF	MPH	TIME OF DAY
1 -	1:53.470 (3)	18.383	78.91	09:32:05.357
2 -	1:37.977 (2)	2.890	91.39	09:33:43.334
3 -	1:35.087 (1)		94.17	09:35:18.421

Zeo Prototype Series

QUALIFYING - RACES 4 & 9 - LAP ANALYSIS

DIFF = Difference To Personal Best Lap

P11 60 Andrew GOORD				
LAP	LAP TIME	DIFF	MPH	TIME OF DAY
1 -	1:49.668	13.728	81.65	09:32:10.599
2 -	1:39.059	3.119	90.39	09:33:49.658
3 -	1:40.008	4.068	89.53	09:35:29.666
4 -	1:37.867	1.927	91.49	09:37:07.533
5 -	1:37.385 D	1.445	91.94	09:38:44.918
6 -	1:37.405	1.465	91.93	09:40:22.323
7 -	1:35.940 (1)		93.33	09:41:58.263
8 -	1:36.660 (3)	0.720	92.63	09:43:34.923
9 -	1:36.187 (2)	0.247	93.09	09:45:11.110
10 -	1:44.648	8.708	85.56	09:46:55.758
11 -	1:37.777	1.837	91.58	09:48:33.535
12 -	1:37.641	1.701	91.70	09:50:11.176

DIFF = Difference To Personal Best Lap

9 -	1:52.081	8.974	79.89	09:46:53.308
10 -	1:46.907	3.800	83.75	09:48:40.215
11 -	1:46.322 (3)	3.215	84.22	09:50:26.537

P12 6 Robert GILLMAN				
LAP	LAP TIME	DIFF	MPH	TIME OF DAY
1 -	1:45.247	8.148	85.08	09:32:21.307
2 -	1:38.057	0.958	91.31	09:33:59.364
3 -	1:38.784	1.685	90.64	09:35:38.148
4 -	1:40.209	3.110	89.35	09:37:18.357
5 -	1:39.321	2.222	90.15	09:38:57.678
6 -	1:38.630	1.531	90.78	09:40:36.308
7 -	1:37.099 (1)		92.21	09:42:13.407
8 -	1:37.026 D		92.28	09:43:50.433
9 -	1:37.104 (2)	0.005	92.21	09:45:27.537
10 -	1:38.681	1.582	90.74	09:47:06.218
11 -	1:37.163 (3)	0.064	92.15	09:48:43.381
12 -	1:38.420	1.321	90.98	09:50:21.801

P13 24 Ian CHARLES				
LAP	LAP TIME	DIFF	MPH	TIME OF DAY
1 -	1:52.098	14.720	79.88	09:32:19.223
2 -	1:39.317	1.939	90.16	09:33:58.540
3 -	1:39.109	1.731	90.34	09:35:37.649
4 -	1:39.981	2.603	89.56	09:37:17.630
5 -	1:39.125 D	1.747	90.33	09:38:56.755
6 -	1:38.196 (3)	0.818	91.18	09:40:34.951
7 -	1:38.894	1.516	90.54	09:42:13.845
8 -	1:37.378 (1)		91.95	09:43:51.223
9 -	3:05.320	1:27.942	48.31	09:46:56.543
10 -	1:39.724	2.346	89.79	09:48:36.267
11 -	1:37.657 (2)	0.279	91.69	09:50:13.924

P14 73 Alastair SMART				
LAP	LAP TIME	DIFF	MPH	TIME OF DAY
1 -	1:47.174 (3)	7.900	83.55	09:32:12.755
2 -	1:39.274 (1)		90.19	09:33:52.029
3 -	1:40.908 (2)	1.634	88.73	09:35:32.937
4 -	1:50.250 P	10.976	81.21	09:37:23.187

P15 23 Dominic LANGDON-DOWN				
LAP	LAP TIME	DIFF	MPH	TIME OF DAY
1 -	2:01.102	17.995	73.94	09:32:36.882
2 -	1:48.772	5.665	82.32	09:34:25.654
3 -	1:46.611	3.504	83.99	09:36:12.265
4 -	1:47.013	3.906	83.67	09:37:59.278
5 -	1:46.375	3.268	84.17	09:39:45.653
6 -	1:46.142 (2)	3.035	84.36	09:41:31.795
7 -	1:46.325	3.218	84.21	09:43:18.120
8 -	1:43.107 (1)		86.84	09:45:01.227

Zeo Prototype Series

QUALIFYING - RACES 4 & 9 - STATISTICS

Competitors Started	15
Planned Start	2024-06-22 @ 09:35:00.000
Actual Start	2024-06-22 @ 09:29:25.821
Finish Time	2024-06-22 @ 09:49:29.908
Track Length	2.4873mi.
Total Laps	141
Total Distance Covered	350.7161mi.

Session Fastest Lap History

NO	CL	NAME	LAP TIME	TIME OF DAY	LAP	VEHICLE
15A	B	Matthew CHAMBERLAIN	1:53.470	09:32:05.362	1	CTR01
60	C	Andrew GOORD	1:49.668	09:32:10.622	1	Radical SR3-RSX
51	C	Douglas CARTER	1:49.563	09:32:11.861	1	Radical PR6
73	A	Alastair SMART	1:47.174	09:32:12.780	1	Radical SR10
8	A	Joe LOCK	1:39.415	09:32:19.629	1	Spire SSSC
11	E	Shane KELLY	1:37.824	09:32:42.294	1	Praga R1 T
8	A	Joe LOCK	1:31.687	09:33:51.315	2	Spire SSSC
11	E	Shane KELLY	1:31.078	09:34:13.371	2	Praga R1 T
8	A	Joe LOCK	1:28.285	09:35:19.600	3	Spire SSSC
8	A	Joe LOCK	1:27.282	09:38:19.930	5	Spire SSSC
8	A	Joe LOCK	1:27.058	09:39:46.990	6	Spire SSSC
35	B	Mike JENVEY	1:26.615	09:40:08.512	6	Jenvey Gunn
35	B	Mike JENVEY	1:26.491	09:41:35.002	7	Jenvey Gunn
35	B	Mike JENVEY	1:25.577	09:44:40.373	9	Jenvey Gunn

Flag History

TYPE	TIME OF DAY
GREEN	09:29:25.821
FINISH	09:49:29.908

Flag Statistics

TYPE	COUNT	TOTAL LAPS	TOTAL TIME
Green	1	13	21:51.349
Red	0	0	0.000
Safety Car	0	0	0.000
FCY	0	0	0.000

Zeo Prototype Series

QUALIFYING - RACES 4 & 9 - STATISTICS

CLASS : C

5 Starters

Fastest Lap History

NO	NAME	LAP TIME	TIME OF DAY	LAP	VEHICLE
60	Andrew GOORD	1:49.668	09:32:10.622	1	Radical SR3-RSX
51	Douglas CARTER	1:49.563	09:32:11.861	1	Radical PR6
6	Robert GILLMAN	1:45.247	09:32:21.326	1	Radical Prosport
60	Andrew GOORD	1:39.059	09:33:49.682	2	Radical SR3-RSX
51	Douglas CARTER	1:38.984	09:33:50.843	2	Radical PR6
6	Robert GILLMAN	1:38.057	09:33:59.383	2	Radical Prosport
51	Douglas CARTER	1:34.314	09:37:03.594	4	Radical PR6
51	Douglas CARTER	1:33.328	09:38:36.923	5	Radical PR6
51	Douglas CARTER	1:33.213	09:47:44.206	10	Radical PR6
51	Douglas CARTER	1:33.155	09:49:17.361	11	Radical PR6

Zeo Prototype Series

QUALIFYING - RACES 4 & 9 - STATISTICS

CLASS : A

3 Starters

Fastest Lap History

NO	NAME	LAP TIME	TIME OF DAY	LAP	VEHICLE
73	Alastair SMART	1:47.174	09:32:12.780	1	Radical SR10
8	Joe LOCK	1:39.415	09:32:19.629	1	Spire SSSC
8	Joe LOCK	1:31.687	09:33:51.315	2	Spire SSSC
8	Joe LOCK	1:28.285	09:35:19.600	3	Spire SSSC
8	Joe LOCK	1:27.282	09:38:19.930	5	Spire SSSC
8	Joe LOCK	1:27.058	09:39:46.990	6	Spire SSSC
8	Joe LOCK	1:25.814	09:48:54.390	11	Spire SSSC

Zeo Prototype Series

QUALIFYING - RACES 4 & 9 - STATISTICS

CLASS : E

2 Starters

Fastest Lap History

NO	NAME	LAP TIME	TIME OF DAY	LAP	VEHICLE
11	Shane KELLY	1:37.824	09:32:42.294	1	Praga R1 T
11	Shane KELLY	1:31.078	09:34:13.371	2	Praga R1 T
11	Shane KELLY	1:29.041	09:35:42.412	3	Praga R1 T
11	Shane KELLY	1:28.730	09:38:42.872	5	Praga R1 T
11	Shane KELLY	1:28.004	09:40:10.874	6	Praga R1 T
11	Shane KELLY	1:27.506	09:50:32.194	13	Praga R1 T

Zeo Prototype Series

QUALIFYING - RACES 4 & 9 - STATISTICS

CLASS : B

2 Starters

Fastest Lap History

NO	NAME	LAP TIME	TIME OF DAY	LAP	VEHICLE
15A	Matthew CHAMBERLAIN	1:53.470	09:32:05.362	1	CTR01
15A	Matthew CHAMBERLAIN	1:37.977	09:33:43.340	2	CTR01
35	Mike JENVEY	1:37.481	09:34:07.765	2	Jenvey Gunn
15A	Matthew CHAMBERLAIN	1:35.087	09:35:18.426	3	CTR01
35	Mike JENVEY	1:30.524	09:35:38.211	3	Jenvey Gunn
35	Mike JENVEY	1:26.615	09:40:08.512	6	Jenvey Gunn
35	Mike JENVEY	1:26.491	09:41:35.002	7	Jenvey Gunn
35	Mike JENVEY	1:25.577	09:44:40.373	9	Jenvey Gunn

Zeo Prototype Series

QUALIFYING - RACES 4 & 9 - STATISTICS

CLASS : F

3 Starters

Fastest Lap History

NO	NAME	LAP TIME	TIME OF DAY	LAP	VEHICLE
76	Chris HOY	1:47.842	09:32:17.423	1	Revolution 500 SC
19B	Nigel REDWOOD	1:45.323	09:32:24.120	1	Revolution 500 EVO
76	Chris HOY	1:36.244	09:33:53.668	2	Revolution 500 SC
19B	Nigel REDWOOD	1:36.080	09:34:00.201	2	Revolution 500 EVO
76	Chris HOY	1:34.017	09:35:27.683	3	Revolution 500 SC
76	Chris HOY	1:31.986	09:36:59.669	4	Revolution 500 SC
19A	James ABBOTT	1:28.920	09:46:31.250	1	Revolution 500 EVO
19A	James ABBOTT	1:27.458	09:49:26.059	3	Revolution 500 EVO

Zeo Prototype Series

RACE 4 - GRID (30 minutes) - AMENDED

ROW 7	13	1:43.107 23 Dominic LANGDON-DOWN	
ROW 6	11	1:37.378 24 Ian CHARLES	12 1:39.274 73 Alastair SMART
ROW 5	9	1:35.940 60 Andrew GOORD	10 1:37.099 6 Robert GILLMAN
ROW 4	7	1:32.400 19B Nigel REDWOOD	8 1:33.155 51 Douglas CARTER
ROW 3	5	1:30.223 99 Max WINDHEUSER	6 1:31.188 76 Chris HOY
ROW 2	3	1:27.506 11 Shane KELLY	4 1:29.884 16 Thomas CANNING
ROW 1	1	1:25.577 35 Mike JENVEY	2 1:25.814 8 Joe LOCK
Pole			

Comments: Car 15 - Withdrawn

These results are provisional until the conclusion of any judicial and technical matters.

Donington Park GP: 2.4873 miles

Clerk Of Course: Rob Briggs	Stewards:	Timekeeper: Sarah Evans	
-----------------------------	-----------	-------------------------	---

Results can be found at www.tsl-timing.com

Printed - 10:17 Saturday, 22 June 2024

Zeo Prototype Series

RACE 9 - GRID (30 minutes)

ROW 7	13	1:46.142 23 Dominic LANGDON-DOWN	14	15B Richard CHAMBERLAIN
ROW 6	11	1:37.657 24 Ian CHARLES	12	1:40.908 73 Alastair SMART
ROW 5	9	1:36.187 60 Andrew GOORD	10	1:37.104 6 Robert GILLMAN
ROW 4	7	1:31.986 76 Chris HOY	8	1:33.209 51 Douglas CARTER
ROW 3	5	1:30.815 99 Max WINDHEUSER	6	1:30.858 16 Thomas CANNING
ROW 2	3	1:28.004 11 Shane KELLY	4	1:28.920 19A James ABBOTT
ROW 1	1	1:26.491 35 Mike JENVEY	2	1:27.058 8 Joe LOCK
Pole				

These results are provisional until the conclusion of any judicial and technical matters.

Donington Park GP: 2.4873 miles

Clerk Of Course: Rob Briggs

Stewards:

Timekeeper: Sarah Evans



Zeo Prototype Series

RACE 4 - CLASSIFICATION

Race Distance: 19 Laps / 47.25 miles

POS	NO	CL	PIC	NAME	ENTRY	LAPS	TIME	GAP	DIFF	MPH	BEST	ON	GRD	↑↓
1	35	B	1	Mike JENVEY	Jenvey Gunn	19	30:52.326			91.77	1:25.593	16	1	0
2	11	E	1	Shane KELLY	Praga R1 T	19	31:08.232	15.906	15.906	90.99	1:28.389	10	3	1
3	16	E	2	Thomas CANNING	Praga R1	19	31:10.602	18.276	2.370	90.87	1:28.755	18	4	1
4	99	A	1	Max WINDHEUSER	Norma	19	31:19.631	27.305	9.029	90.44	1:29.625	16	5	1
5	76	F	1	Chris HOY	Revolution 500 SC	19	31:31.412	39.086	11.781	89.87	1:31.834	17	6	1
6	73	A	2	Alastair SMART	Radical SR10	18	31:25.817	1 Lap	1 Lap	85.39	1:32.837	17	12	6
7	51	C	1	Douglas CARTER	Radical PR6	18	31:30.893	1 Lap	5.076	85.16	1:33.794	9	8	1
8	24	C	2	Ian CHARLES	Radical Prosport	18	31:50.191	1 Lap	19.298	84.30	1:35.750	7	11	3
9	60	C	3	Andrew GOORD	Radical SR3-RSX	18	31:52.066	1 Lap	1.875	84.22	1:37.426	18	9	0
10	6	C	4	Robert GILLMAN	Radical Prosport	18	31:53.140	1 Lap	1.074	84.17	1:35.840	10	10	0
11	23	C	5	Dominic LANGDON-DOWN	Radical SR3-RS	18	32:22.204	1 Lap	29.064	82.91	1:41.330	15	13	2

NOT CLASSIFIED

DNF	19B	F		Nigel REDWOOD	Revolution 500 EVO	17	28:19.134	2 Laps	1 Lap	89.50	1:29.151	16	7	
DNF	8	A		Joe LOCK	Spire SSSC	10	14:40.184	9 Laps	7 Laps	101.57	1:26.783	6	2	

FASTEST LAP

35	B			Mike JENVEY	Jenvey Gunn	16	1:25.593			104.61 mph		168.36 kph	
8	A			Joe LOCK	Spire SSSC	6	1:26.783			103.18 mph		166.05 kph	
11	E			Shane KELLY	Praga R1 T	10	1:28.389			101.30 mph		163.03 kph	
19B	F			Nigel REDWOOD	Revolution 500 EVO	16	1:29.151			100.44 mph		161.64 kph	
51	C			Douglas CARTER	Radical PR6	9	1:33.794			95.46 mph		153.64 kph	

Weather / Track : Bright / Dry

These results are provisional until the conclusion of any judicial and technical matters.

Date: 22/06/2024 Start: 14:08 Finish: 14:39

Donington Park GP: 2.4873 miles

Clerk Of Course: Rob Briggs

Stewards:

Timekeeper: Sarah Evans



Zeo Prototype Series

RACE 4 - LAP CHART

LAP 1 @ 14:10:06.826			LAP 2 @ 14:11:34.406			LAP 3 @ 14:13:01.493			LAP 4 @ 14:14:28.256			LAP 5 @ 14:15:54.482		
NO	BEHIND	LAP TIME	NO	BEHIND	LAP TIME	NO	BEHIND	LAP TIME	NO	BEHIND	LAP TIME	NO	BEHIND	LAP TIME
35		1:30.977	35		1:27.580	35		1:27.087	35		1:26.763	35		1:26.226
8	0.833	1:31.810	8	0.926	1:27.673	8	1.334	1:27.495	8	1.892	1:27.321	8	2.847	1:27.181
11	2.459	1:33.436	11	5.259	1:30.380	11	8.081	1:29.909	11	10.342	1:29.024	11	13.132	1:29.016
16	4.239	1:35.216	99	8.695	1:31.330	99	13.756	1:32.148	99	18.015	1:31.022	16	22.850	1:30.443
99	4.945	1:35.922	16	9.344	1:32.685	16	14.225	1:31.968	16	18.633	1:31.171	99	23.892	1:32.103
19B	7.080	1:38.057	76	15.266	1:34.571	76	20.468	1:32.289	76	25.819	1:32.114	19B	31.664	1:31.624
76	8.275	1:39.252	19B	15.664	1:36.164	19B	21.175	1:32.598	19B	26.266	1:31.854	76	32.107	1:32.514
51	10.556	1:41.533	73	19.614	1:36.323	73	30.290	1:37.763	73	39.335	1:35.808	73	49.198	1:36.089
73	10.871	1:41.848	51	21.425	1:38.449	51	30.587	1:36.249	51	41.551	1:37.727	51	50.133	1:34.808
6	13.146	1:44.123	6	22.999	1:37.433	6	32.764	1:36.852	6	43.459	1:37.458	6	54.376	1:37.143
60	14.214	1:45.191	60	24.420	1:37.786	60	35.818	1:38.485	24	48.852	1:39.593	24	1:00.245	1:37.619
24	15.030	1:46.007	24	24.964	1:37.514	24	36.022	1:38.145	60	49.995	1:40.940	60	1:01.977	1:38.208
23	19.681	1:50.658	23	36.473	1:44.372	23	52.892	1:43.506	23	1:08.616	1:42.487	23	1:25.998	1:43.608

Zeo Prototype Series

RACE 4 - LAP CHART

LAP 6 @ 14:17:20.929			LAP 7 @ 14:18:47.511			LAP 8 @ 14:20:13.947			LAP 9 @ 14:21:40.968			LAP 10 @ 14:23:07.758		
NO	BEHIND	LAP TIME	NO	BEHIND	LAP TIME	NO	BEHIND	LAP TIME	NO	BEHIND	LAP TIME	NO	BEHIND	LAP TIME
35		1:26.447	35		1:26.582	35		1:26.436	35		1:27.021	35		1:26.790
8	3.183	1:26.783	8	4.877	1:28.276	8	5.370	1:26.929	24	1 Lap	1:36.181	73	1 Lap	1:35.715
11	16.066	1:29.381	23	1 Lap	1:44.232	11	21.987	1:29.756	8	6.194	1:27.845	8	8.275	1:28.871
16	26.403	1:30.000	11	18.667	1:29.183	16	33.950	1:30.402	60	1 Lap	1:38.744	6	1 Lap	1:37.092
99	27.938	1:30.493	16	29.984	1:30.163	23	1 Lap	1:44.739	11	24.539	1:29.573	24	1 Lap	1:36.921
19B	36.126	1:30.909	99	32.487	1:31.131	99	36.531	1:30.480	16	36.625	1:29.696	60	1 Lap	1:37.982
76	39.112	1:33.452	19B	39.727	1:30.183	19B	43.741	1:30.450	99	41.142	1:31.632	11	26.138	1:28.389
73	57.837	1:35.086	76	45.284	1:32.754	76	52.080	1:33.232	19B	48.409	1:31.689	16	39.085	1:29.250
51	58.903	1:35.217	73	1:06.181	1:34.926	51	1:15.693	1:35.121	23	1 Lap	1:43.244	99	46.086	1:31.734
6	1:05.766	1:37.837	51	1:07.008	1:34.687	73	1:21.912	1:42.167	76	57.879	1:32.820	19B	51.831	1:30.212
24	1:09.910	1:36.112	6	1:16.539	1:37.355	6	1:26.984	1:36.881	51	1:22.466	1:33.794	76	1:04.660	1:33.571
60	1:13.536	1:38.006	24	1:19.078	1:35.750							23	1 Lap	1:42.894
			60	1:25.566	1:38.612									

Zeo Prototype Series

RACE 4 - LAP CHART

LAP 11 @ 14:24:34.056			LAP 12 @ 14:26:38.282			LAP 13 @ 14:29:09.217			LAP 14 @ 14:32:09.031			LAP 15 @ 14:33:36.031		
NO	BEHIND	LAP TIME	NO	BEHIND	LAP TIME	NO	BEHIND	LAP TIME	NO	BEHIND	LAP TIME	NO	BEHIND	LAP TIME
35		1:26.298	35		2:04.226	35		2:30.935	35		2:59.814	35		1:27.000
51	1 Lap	1:34.296	51	1 Lap	2:01.230	51	1 Lap	2:30.971	51	1 Lap	3:00.126	51	1 Lap	1:34.061
73	1 Lap	1:34.015	73	1 Lap	1:54.010	73	1 Lap	2:31.345	73	1 Lap	2:59.988	73	1 Lap	1:33.534
6	1 Lap	1:35.840	6	1 Lap	1:49.993	6	1 Lap	2:28.111	6	1 Lap	2:59.977	11		9.061
24	1 Lap	1:36.986	24	1 Lap	1:48.694	24	1 Lap	2:28.015	24	1 Lap	3:00.361	16	10.790	1:30.678
11	32.863	1:33.023	11	1:22.872	2:54.235	11	36.081	1:44.144	11	5.501	2:29.234	99	14.764	1:34.049
60	1 Lap	1:39.171	60	1 Lap	2:57.612	60	1 Lap	1:40.695	60	1 Lap	2:28.552	19B	16.146	1:34.837
16	46.243	1:33.456	16	1:28.625	2:46.608	16	38.337	1:40.647	16	7.112	2:28.589	24	1 Lap	1:40.113
99	56.738	1:36.950	99	1:29.157	2:36.645	99	38.688	1:40.466	99	7.715	2:28.841	76	18.539	1:36.524
19B	59.222	1:33.689	19B	1:30.203	2:35.207	19B	39.687	1:40.419	19B	8.309	2:28.436	60	1 Lap	1:40.091
76	1:16.908	1:38.546	76	1:32.330	2:19.648	76	41.151	1:39.756	76	9.015	2:27.678	6	1 Lap	1:48.679
23	1 Lap	1:52.073	23	1 Lap	2:10.048	23	1 Lap	1:52.301	23	1 Lap	2:10.869	23	1 Lap	1:44.297
						SC	12 Laps	2:59.134 P						

Zeo Prototype Series

RACE 4 - LAP CHART

LAP 16 @ 14:35:01.624			LAP 17 @ 14:36:28.688			LAP 18 @ 14:37:56.865			LAP 19 @ 14:39:28.175		
NO	BEHIND	LAP TIME	NO	BEHIND	LAP TIME	NO	BEHIND	LAP TIME	NO	BEHIND	LAP TIME
35		1:25.593	35		1:27.064	35		1:28.177	35		1:31.310
11	12.679	1:29.211	11	14.421	1:28.806	11	15.026	1:28.782	11	15.906	1:32.190
16	16.540	1:31.343	16	18.318	1:28.842	16	18.896	1:28.755	16	18.276	1:30.690
51	1 Lap	1:34.524	99	23.980	1:32.248	99	25.905	1:30.102	99	27.305	1:32.710
73	1 Lap	1:34.597	73	1 Lap	1:34.511	73	1 Lap	1:32.837	73	1 Lap	1:35.255
99	18.796	1:29.625	19B	26.295	1:33.655	51	1 Lap	1:36.069	51	1 Lap	1:34.951
19B	19.704	1:29.151	51	1 Lap	1:37.080	76	36.179	1:33.853	76	39.086	1:34.217
76	25.733	1:32.787	76	30.503	1:31.834	24	1 Lap	1:39.614	24	1 Lap	1:37.930
24	1 Lap	1:37.582	24	1 Lap	1:37.054	60	1 Lap	1:37.882	60	1 Lap	1:37.426
60	1 Lap	1:38.272	60	1 Lap	1:38.411	6	1 Lap	1:37.675	6	1 Lap	1:36.121
6	1 Lap	1:37.955	6	1 Lap	1:36.615	23	1 Lap	1:44.859	23	1 Lap	1:44.538
23	1 Lap	1:41.330	23	1 Lap	1:42.149						

Zeo Prototype Series

RACE 4 - POSITION CHART

No	Name	Lap																			
		Pos	1	2	3	4	5	6	7	8	9	10	11	12	13	14	15	16	17	18	19
35	JENVEY	1	35	35	35	35	35	35	35	35	35	35	35	35	35	35	35	35	35	35	35
8	LOCK	2	8	8	8	8	8	8	8	8	8	8	11	11	11	11	11	11	11	11	11
11	KELLY	3	11	11	11	11	11	11	11	11	11	11	16	16	16	16	16	16	16	16	16
16	CANNING	4	16	99	99	99	16	16	16	16	16	16	99	99	99	99	99	99	99	99	99
99	WINDHEUSER	5	99	16	16	16	99	99	99	99	99	99	19B	19B	19B	19B	19B	19B	19B	76	76
76	HOY	6	19B	76	76	76	19B	19B	19B	19B	19B	19B	76	76	76	76	76	76	76	76	73
19B	REDWOOD	7	76	19B	19B	19B	76	76	76	76	76	76	51	51	51	51	51	73	73	51	51
51	CARTER	8	51	73	73	73	73	73	73	51	51	51	73	73	73	73	73	51	51	24	24
60	GOORD	9	73	51	51	51	51	51	51	73	73	73	6	6	6	24	24	24	24	60	60
6	GILLMAN	10	6	6	6	6	6	6	6	6	6	6	6	24	24	24	60	60	60	60	6
24	CHARLES	11	60	60	60	24	24	24	24	24	24	24	24	60	60	60	6	6	6	6	23
73	SMART	12	24	24	24	60	60	60	60	60	60	60	60	23	23	23	23	23	23	23	23
23	LANGDON-DOWN	13	23	23	23	23	23	23	23	23	23	23	23								

Zeo Prototype Series

RACE 4 - LAP ANALYSIS

DIFF = Difference To Personal Best Lap

P1 35 Mike JENVEY				
LAP	LAP TIME	DIFF	MPH	TIME OF DAY
1 -	1:30.977	5.384	98.42	14:10:06.826
2 -	1:27.580	1.987	102.24	14:11:34.406
3 -	1:27.087	1.494	102.82	14:13:01.493
4 -	1:26.763	1.170	103.20	14:14:28.256
5 -	1:26.226 (2)	0.633	103.84	14:15:54.482
6 -	1:26.447	0.854	103.58	14:17:20.929
7 -	1:26.582	0.989	103.42	14:18:47.511
8 -	1:26.436	0.843	103.59	14:20:13.947
9 -	1:27.021	1.428	102.89	14:21:40.968
10 -	1:26.790	1.197	103.17	14:23:07.758
11 -	1:26.298 (3)	0.705	103.76	14:24:34.056
12 -	2:04.226	38.633	72.08	14:26:38.282
13 -	2:30.935	1:05.342	59.32	14:29:09.217
14 -	2:59.814	1:34.221	49.79	14:32:09.031
15 -	1:27.000	1.407	102.92	14:33:36.031
16 -	1:25.593 (1)		104.61	14:35:01.624
17 -	1:27.064	1.471	102.84	14:36:28.688
18 -	1:28.177	2.584	101.55	14:37:56.865
19 -	1:31.310	5.717	98.06	14:39:28.175

P2 11 Shane KELLY				
LAP	LAP TIME	DIFF	MPH	TIME OF DAY
1 -	1:33.436	5.047	95.83	14:10:09.285
2 -	1:30.380	1.991	99.07	14:11:39.665
3 -	1:29.909	1.520	99.59	14:13:09.574
4 -	1:29.024	0.635	100.58	14:14:38.598
5 -	1:29.016	0.627	100.59	14:16:07.614
6 -	1:29.381	0.992	100.18	14:17:36.995
7 -	1:29.183	0.794	100.40	14:19:06.178
8 -	1:29.756	1.367	99.76	14:20:35.934
9 -	1:29.573	1.184	99.96	14:22:05.507
10 -	1:28.389 (1)		101.30	14:23:33.896
11 -	1:33.023	4.634	96.26	14:25:06.919
12 -	2:54.235	1:25.846	51.39	14:28:01.154
13 -	1:44.144	15.755	85.98	14:29:45.298
14 -	2:29.234	1:00.845	60.00	14:32:14.532
15 -	1:30.560	2.171	98.87	14:33:45.092
16 -	1:29.211	0.822	100.37	14:35:14.303
17 -	1:28.806 (3)	0.417	100.83	14:36:43.109
18 -	1:28.782 (2)	0.393	100.85	14:38:11.891
19 -	1:32.190	3.801	97.13	14:39:44.081

P3 16 Thomas CANNING				
LAP	LAP TIME	DIFF	MPH	TIME OF DAY
1 -	1:35.216	6.461	94.04	14:10:11.065
2 -	1:32.685	3.930	96.61	14:11:43.750
3 -	1:31.968	3.213	97.36	14:13:15.718
4 -	1:31.171	2.416	98.21	14:14:46.889
5 -	1:30.443	1.688	99.00	14:16:17.332
6 -	1:30.000	1.245	99.49	14:17:47.332
7 -	1:30.163	1.408	99.31	14:19:17.495
8 -	1:30.402	1.647	99.05	14:20:47.897
9 -	1:29.696	0.941	99.83	14:22:17.593
10 -	1:29.250 (3)	0.495	100.33	14:23:46.843
11 -	1:33.456	4.701	95.81	14:25:20.299
12 -	2:46.608	1:17.853	53.74	14:28:06.907
13 -	1:40.647	11.892	88.96	14:29:47.554
14 -	2:28.589	59.834	60.26	14:32:16.143
15 -	1:30.678	1.923	98.75	14:33:46.821
16 -	1:31.343	2.588	98.03	14:35:18.164
17 -	1:28.842 (2)	0.087	100.79	14:36:47.006

DIFF = Difference To Personal Best Lap

18 -	1:28.755 (1)		100.88	14:38:15.761
19 -	1:30.690	1.935	98.73	14:39:46.451

P4 99 Max WINDHEUSER				
LAP	LAP TIME	DIFF	MPH	TIME OF DAY
1 -	1:35.922	6.297	93.35	14:10:11.771
2 -	1:31.330	1.705	98.04	14:11:43.101
3 -	1:32.148	2.523	97.17	14:13:15.249
4 -	1:31.022	1.397	98.37	14:14:46.271
5 -	1:32.103	2.478	97.22	14:16:18.374
6 -	1:30.493	0.868	98.95	14:17:48.867
7 -	1:31.131	1.506	98.25	14:19:19.998
8 -	1:30.480 (3)	0.855	98.96	14:20:50.478
9 -	1:31.632	2.007	97.72	14:22:22.110
10 -	1:31.734	2.109	97.61	14:23:53.844
11 -	1:36.950	7.325	92.36	14:25:30.794
12 -	2:36.645	1:07.020	57.16	14:28:07.439
13 -	1:40.466	10.841	89.12	14:29:47.905
14 -	2:28.841	59.216	60.16	14:32:16.746
15 -	1:34.049	4.424	95.21	14:33:50.795
16 -	1:29.625 (1)		99.91	14:35:20.420
17 -	1:32.248	2.623	97.06	14:36:52.668
18 -	1:30.102 (2)	0.477	99.38	14:38:22.770
19 -	1:32.710	3.085	96.58	14:39:55.480

P5 76 Chris HOY				
LAP	LAP TIME	DIFF	MPH	TIME OF DAY
1 -	1:39.252	7.418	90.21	14:10:15.101
2 -	1:34.571	2.737	94.68	14:11:49.672
3 -	1:32.289 (3)	0.455	97.02	14:13:21.961
4 -	1:32.114 (2)	0.280	97.21	14:14:54.075
5 -	1:32.514	0.680	96.79	14:16:26.589
6 -	1:33.452	1.618	95.81	14:18:00.041
7 -	1:32.754	0.920	96.53	14:19:32.795
8 -	1:33.232	1.398	96.04	14:21:06.027
9 -	1:32.820	0.986	96.47	14:22:38.847
10 -	1:33.571	1.737	95.69	14:24:12.418
11 -	1:38.546	6.712	90.86	14:25:50.964
12 -	2:19.648	47.814	64.12	14:28:10.612
13 -	1:39.756	7.922	89.76	14:29:50.368
14 -	2:27.678	55.844	60.63	14:32:18.046
15 -	1:36.524	4.690	92.76	14:33:54.570
16 -	1:32.787	0.953	96.50	14:35:27.357
17 -	1:31.834 (1)		97.50	14:36:59.191
18 -	1:33.853	2.019	95.40	14:38:33.044
19 -	1:34.217	2.383	95.04	14:40:07.261

P6 73 Alastair SMART				
LAP	LAP TIME	DIFF	MPH	TIME OF DAY
1 -	1:41.848	9.011	87.91	14:10:17.697
2 -	1:36.323	3.486	92.96	14:11:54.020
3 -	1:37.763	4.926	91.59	14:13:31.783
4 -	1:35.808	2.971	93.46	14:15:07.591
5 -	1:36.089	3.252	93.18	14:16:43.680
6 -	1:35.086	2.249	94.17	14:18:18.766
7 -	1:34.926	2.089	94.33	14:19:53.692
8 -	1:42.167	9.330	87.64	14:21:35.859
9 -	1:35.715	2.878	93.55	14:23:11.574
10 -	1:34.015 (3)	1.178	95.24	14:24:45.589
11 -	1:54.010	21.173	78.54	14:26:39.599
12 -	2:31.345	58.508	59.16	14:29:10.944
13 -	2:59.988	1:27.151	49.75	14:32:10.932
14 -	1:33.534 (2)	0.697	95.73	14:33:44.466

Zeo Prototype Series

RACE 4 - LAP ANALYSIS

DIFF = Difference To Personal Best Lap

15 -	1:34.597	1.760	94.65	14:35:19.063
16 -	1:34.511	1.674	94.74	14:36:53.574
17 -	1:32.837 (1)		96.45	14:38:26.411
18 -	1:35.255	2.418	94.00	14:40:01.666

DIFF = Difference To Personal Best Lap

15 -	1:38.272	0.846	91.11	14:35:34.196
16 -	1:38.411	0.985	90.99	14:37:12.607
17 -	1:37.882 (3)	0.456	91.48	14:38:50.489
18 -	1:37.426 (1)		91.91	14:40:27.915

P7 51 Douglas CARTER				
LAP	LAP TIME	DIFF	MPH	TIME OF DAY
1 -	1:41.533	7.739	88.19	14:10:17.382
2 -	1:38.449	4.655	90.95	14:11:55.831
3 -	1:36.249	2.455	93.03	14:13:32.080
4 -	1:37.727	3.933	91.62	14:15:09.807
5 -	1:34.808	1.014	94.44	14:16:44.615
6 -	1:35.217	1.423	94.04	14:18:19.832
7 -	1:34.687	0.893	94.56	14:19:54.519
8 -	1:35.121	1.327	94.13	14:21:29.640
9 -	1:33.794 (1)		95.46	14:23:03.434
10 -	1:34.296 (3)	0.502	94.96	14:24:37.730
11 -	2:01.230	27.436	73.86	14:26:38.960
12 -	2:30.971	57.177	59.31	14:29:09.931
13 -	3:00.126	1:26.332	49.71	14:32:10.057
14 -	1:34.061 (2)	0.267	95.19	14:33:44.118
15 -	1:34.524	0.730	94.73	14:35:18.642
16 -	1:37.080	3.286	92.23	14:36:55.722
17 -	1:36.069	2.275	93.20	14:38:31.791
18 -	1:34.951	1.157	94.30	14:40:06.742

P10 6 Robert GILLMAN				
LAP	LAP TIME	DIFF	MPH	TIME OF DAY
1 -	1:44.123	8.283	85.99	14:10:19.972
2 -	1:37.433	1.593	91.90	14:11:57.405
3 -	1:36.852	1.012	92.45	14:13:34.257
4 -	1:37.458	1.618	91.88	14:15:11.715
5 -	1:37.143	1.303	92.17	14:16:48.858
6 -	1:37.837	1.997	91.52	14:18:26.695
7 -	1:37.355	1.515	91.97	14:20:04.050
8 -	1:36.881	1.041	92.42	14:21:40.931
9 -	1:37.092	1.252	92.22	14:23:18.023
10 -	1:35.840 (1)		93.43	14:24:53.863
11 -	1:49.993	14.153	81.40	14:26:43.856
12 -	2:28.111	52.271	60.45	14:29:11.967
13 -	2:59.977	1:24.137	49.75	14:32:11.944
14 -	1:48.679	12.839	82.39	14:34:00.623
15 -	1:37.955	2.115	91.41	14:35:38.578
16 -	1:36.615 (3)	0.775	92.68	14:37:15.193
17 -	1:37.675	1.835	91.67	14:38:52.868
18 -	1:36.121 (2)	0.281	93.15	14:40:28.989

P8 24 Ian CHARLES				
LAP	LAP TIME	DIFF	MPH	TIME OF DAY
1 -	1:46.007	10.257	84.47	14:10:21.856
2 -	1:37.514	1.764	91.82	14:11:59.370
3 -	1:38.145	2.395	91.23	14:13:37.515
4 -	1:39.593	3.843	89.91	14:15:17.108
5 -	1:37.619	1.869	91.72	14:16:54.727
6 -	1:36.112 (2)	0.362	93.16	14:18:30.839
7 -	1:35.750 (1)		93.51	14:20:06.589
8 -	1:36.181 (3)	0.431	93.10	14:21:42.770
9 -	1:36.921	1.171	92.38	14:23:19.691
10 -	1:36.986	1.236	92.32	14:24:56.677
11 -	1:48.694	12.944	82.38	14:26:45.371
12 -	2:28.015	52.265	60.49	14:29:13.386
13 -	3:00.361	1:24.611	49.64	14:32:13.747
14 -	1:40.113	4.363	89.44	14:33:53.860
15 -	1:37.582	1.832	91.76	14:35:31.442
16 -	1:37.054	1.304	92.26	14:37:08.496
17 -	1:39.614	3.864	89.89	14:38:48.110
18 -	1:37.930	2.180	91.43	14:40:26.040

P11 23 Dominic LANGDON-DOWN				
LAP	LAP TIME	DIFF	MPH	TIME OF DAY
1 -	1:50.658	9.328	80.92	14:10:26.507
2 -	1:44.372	3.042	85.79	14:12:10.879
3 -	1:43.506	2.176	86.51	14:13:54.385
4 -	1:42.487 (3)	1.157	87.37	14:15:36.872
5 -	1:43.608	2.278	86.42	14:17:20.480
6 -	1:44.232	2.902	85.90	14:19:04.712
7 -	1:44.739	3.409	85.49	14:20:49.451
8 -	1:43.244	1.914	86.73	14:22:32.695
9 -	1:42.894	1.564	87.02	14:24:15.589
10 -	1:52.073	10.743	79.89	14:26:07.662
11 -	2:10.048	28.718	68.85	14:28:17.710
12 -	1:52.301	10.971	79.73	14:30:10.011
13 -	2:10.869	29.539	68.42	14:32:20.880
14 -	1:44.297	2.967	85.85	14:34:05.177
15 -	1:41.330 (1)		88.36	14:35:46.507
16 -	1:42.149 (2)	0.819	87.66	14:37:28.656
17 -	1:44.859	3.529	85.39	14:39:13.515
18 -	1:44.538	3.208	85.65	14:40:58.053

P9 60 Andrew GOORD				
LAP	LAP TIME	DIFF	MPH	TIME OF DAY
1 -	1:45.191	7.765	85.12	14:10:21.040
2 -	1:37.786 (2)	0.360	91.57	14:11:58.826
3 -	1:38.485	1.059	90.92	14:13:37.311
4 -	1:40.940	3.514	88.71	14:15:18.251
5 -	1:38.208	0.782	91.17	14:16:56.459
6 -	1:38.006	0.580	91.36	14:18:34.465
7 -	1:38.612	1.186	90.80	14:20:13.077
8 -	1:38.744	1.318	90.68	14:21:51.821
9 -	1:37.982	0.556	91.38	14:23:29.803
10 -	1:39.171	1.745	90.29	14:25:08.974
11 -	2:57.612	1:20.186	50.41	14:28:06.586
12 -	1:40.695	3.269	88.92	14:29:47.281
13 -	2:28.552	51.126	60.27	14:32:15.833
14 -	1:40.091	2.665	89.46	14:33:55.924

P12 19B Nigel REDWOOD				
LAP	LAP TIME	DIFF	MPH	TIME OF DAY
1 -	1:38.057	8.906	91.31	14:10:13.906
2 -	1:36.164	7.013	93.11	14:11:50.070
3 -	1:32.598	3.447	96.70	14:13:22.668
4 -	1:31.854	2.703	97.48	14:14:54.522
5 -	1:31.624	2.473	97.73	14:16:26.146
6 -	1:30.909	1.758	98.49	14:17:57.055
7 -	1:30.183 (2)	1.032	99.29	14:19:27.238
8 -	1:30.450	1.299	98.99	14:20:57.688
9 -	1:31.689	2.538	97.66	14:22:29.377
10 -	1:30.212 (3)	1.061	99.26	14:23:59.589
11 -	1:33.689	4.538	95.57	14:25:33.278
12 -	2:35.207	1:06.056	57.69	14:28:08.485
13 -	1:40.419	11.268	89.17	14:29:48.904
14 -	2:28.436	59.285	60.32	14:32:17.340

Zeo Prototype Series

RACE 4 - LAP ANALYSIS

DIFF = Difference To Personal Best Lap

15 -	1:34.837	5.686	94.41	14:33:52.177
16 -	1:29.151 (1)		100.44	14:35:21.328
17 -	1:33.655	4.504	95.61	14:36:54.983

P13 8 Joe LOCK				
LAP	LAP TIME	DIFF	MPH	TIME OF DAY
1 -	1:31.810	5.027	97.53	14:10:07.659
2 -	1:27.673	0.890	102.13	14:11:35.332
3 -	1:27.495	0.712	102.34	14:13:02.827
4 -	1:27.321	0.538	102.54	14:14:30.148
5 -	1:27.181 (3)	0.398	102.71	14:15:57.329
6 -	1:26.783 (1)		103.18	14:17:24.112
7 -	1:28.276	1.493	101.43	14:18:52.388
8 -	1:26.929 (2)	0.146	103.00	14:20:19.317
9 -	1:27.845	1.062	101.93	14:21:47.162
10 -	1:28.871	2.088	100.75	14:23:16.033

Zeo Prototype Series

RACE 4 - STATISTICS

Competitors Started 13
Planned Start 2024-06-22 @ 14:00:00.000
Actual Start 2024-06-22 @ 14:08:35.848
Finish Time 2024-06-22 @ 14:39:26.418
Track Length 2.4873mi.
Total Laps 231
Total Distance Covered 574.5775mi.

Session Fastest Lap History

NO	CL	NAME	LAP TIME	TIME OF DAY	LAP	VEHICLE
35	B	Mike JENVEY	1:30.977	14:10:06.840	1	Jenvey Gunn
35	B	Mike JENVEY	1:27.580	14:11:34.420	2	Jenvey Gunn
35	B	Mike JENVEY	1:27.087	14:13:01.507	3	Jenvey Gunn
35	B	Mike JENVEY	1:26.763	14:14:28.271	4	Jenvey Gunn
35	B	Mike JENVEY	1:26.226	14:15:54.497	5	Jenvey Gunn
35	B	Mike JENVEY	1:25.593	14:35:01.639	16	Jenvey Gunn

Session Leader History

NO	CL	NAME	FROM LAP	LAPS LED	DISTANCE	VEHICLE
35	B	Mike JENVEY	1	19	47.22 miles	Jenvey Gunn

Flag History

TYPE	TIME OF DAY
GREEN	14:08:35.848
SAFETY	14:24:52.017
GREEN	14:32:07.485
FINISH	14:39:26.418

Flag Statistics

TYPE	COUNT	TOTAL LAPS	TOTAL TIME
Green	2	17	25:11.366
Red	0	0	0.000
Safety Car	1	2	7:15.468
FCY	0	0	0.000

Zeo Prototype Series

RACE 4 - STATISTICS

CLASS : C

5 Starters

Fastest Lap History

NO	NAME	LAP TIME	TIME OF DAY	LAP	VEHICLE
51	Douglas CARTER	1:41.533	14:10:17.401	1	Radical PR6
51	Douglas CARTER	1:38.449	14:11:55.852	2	Radical PR6
6	Robert GILLMAN	1:37.433	14:11:57.424	2	Radical Prosport
51	Douglas CARTER	1:36.249	14:13:32.100	3	Radical PR6
51	Douglas CARTER	1:34.808	14:16:44.635	5	Radical PR6
51	Douglas CARTER	1:34.687	14:19:54.538	7	Radical PR6
51	Douglas CARTER	1:33.794	14:23:03.454	9	Radical PR6

Leader History

NO	NAME	FROM LAP	LAPS LED	DISTANCE	VEHICLE
51	Douglas CARTER	1	18	44.73 miles	Radical PR6

Zeo Prototype Series

RACE 4 - STATISTICS

CLASS : A

3 Starters

Fastest Lap History

NO	NAME	LAP TIME	TIME OF DAY	LAP	VEHICLE
8	Joe LOCK	1:31.810	14:10:07.661	1	Spire SSSC
8	Joe LOCK	1:27.673	14:11:35.334	2	Spire SSSC
8	Joe LOCK	1:27.495	14:13:02.829	3	Spire SSSC
8	Joe LOCK	1:27.321	14:14:30.150	4	Spire SSSC
8	Joe LOCK	1:27.181	14:15:57.332	5	Spire SSSC
8	Joe LOCK	1:26.783	14:17:24.114	6	Spire SSSC

Leader History

NO	NAME	FROM LAP	LAPS LED	DISTANCE	VEHICLE
8	Joe LOCK	1	10	24.83 miles	Spire SSSC
99	Max WINDHEUSER	11	9	22.38 miles	Norma

Zeo Prototype Series

RACE 4 - STATISTICS

CLASS : E

2 Starters

Fastest Lap History

NO	NAME	LAP TIME	TIME OF DAY	LAP	VEHICLE
11	Shane KELLY	1:33.436	14:10:09.295	1	Praga R1 T
11	Shane KELLY	1:30.380	14:11:39.675	2	Praga R1 T
11	Shane KELLY	1:29.909	14:13:09.583	3	Praga R1 T
11	Shane KELLY	1:29.024	14:14:38.607	4	Praga R1 T
11	Shane KELLY	1:29.016	14:16:07.624	5	Praga R1 T
11	Shane KELLY	1:28.389	14:23:33.906	10	Praga R1 T

Leader History

NO	NAME	FROM LAP	LAPS LED	DISTANCE	VEHICLE
11	Shane KELLY	1	19	47.22 miles	Praga R1 T

Zeo Prototype Series

RACE 4 - STATISTICS

CLASS : B

1 Starters

Fastest Lap History

NO	NAME	LAP TIME	TIME OF DAY	LAP	VEHICLE
35	Mike JENVEY	1:30.977	14:10:06.840	1	Jenvey Gunn
35	Mike JENVEY	1:27.580	14:11:34.420	2	Jenvey Gunn
35	Mike JENVEY	1:27.087	14:13:01.507	3	Jenvey Gunn
35	Mike JENVEY	1:26.763	14:14:28.271	4	Jenvey Gunn
35	Mike JENVEY	1:26.226	14:15:54.497	5	Jenvey Gunn
35	Mike JENVEY	1:25.593	14:35:01.639	16	Jenvey Gunn

Leader History

NO	NAME	FROM LAP	LAPS LED	DISTANCE	VEHICLE
35	Mike JENVEY	1	19	47.22 miles	Jenvey Gunn

Zeo Prototype Series

RACE 4 - STATISTICS

CLASS : F

2 Starters

Fastest Lap History

NO	NAME	LAP TIME	TIME OF DAY	LAP	VEHICLE
19B	Nigel REDWOOD	1:38.057	14:10:13.917	1	Revolution 500 EVO
76	Chris HOY	1:34.571	14:11:49.683	2	Revolution 500 SC
76	Chris HOY	1:32.289	14:13:21.973	3	Revolution 500 SC
76	Chris HOY	1:32.114	14:14:54.088	4	Revolution 500 SC
19B	Nigel REDWOOD	1:31.854	14:14:54.533	4	Revolution 500 EVO
19B	Nigel REDWOOD	1:31.624	14:16:26.156	5	Revolution 500 EVO
19B	Nigel REDWOOD	1:30.909	14:17:57.067	6	Revolution 500 EVO
19B	Nigel REDWOOD	1:30.183	14:19:27.250	7	Revolution 500 EVO
19B	Nigel REDWOOD	1:29.151	14:35:21.339	16	Revolution 500 EVO

Leader History

NO	NAME	FROM LAP	LAPS LED	DISTANCE	VEHICLE
19B	Nigel REDWOOD	1	1	2.44 miles	Revolution 500 EVO
76	Chris HOY	2	3	7.46 miles	Revolution 500 SC
19B	Nigel REDWOOD	5	13	32.33 miles	Revolution 500 EVO
76	Chris HOY	18	2	4.97 miles	Revolution 500 SC

Zeo Prototype Series

RACE 9 - CLASSIFICATION

Race Distance: 19 Laps / 47.25 miles

POS	NO	CL	PIC	NAME	ENTRY	LAPS	TIME	GAP	DIFF	MPH	BEST	ON	GRD	↑↓
1	8	A	1	Joe LOCK	Spire SSSC	19	31:24.912			90.18	1:25.980	9	2	1
2	19A	F	1	James ABBOTT	Revolution 500 EVO	19	31:25.744	0.832	0.832	90.14	1:28.112	8	4	2
3	11	E	1	Shane KELLY	Praga R1 T	19	31:26.393	1.481	0.649	90.11	1:27.999	13	3	0
4	16	E	2	Thomas CANNING	Praga R1	19	31:32.163	7.251	5.770	89.84	1:28.255	12	6	2
5	99	A	2	Max WINDHEUSER	Norma	19	31:57.854	32.942	25.691	88.63	1:29.229	17	5	0
6	76	F	2	Chris HOY	Revolution 500 SC	19	32:12.642	47.730	14.788	87.96	1:30.999	10	7	1
7	51	C	1	Douglas CARTER	Radical PR6	19	32:47.752	1:22.840	35.110	86.39	1:33.135	17	8	1
8	24	C	2	Ian CHARLES	Radical Prosport	18	31:36.901	1 Lap	1 Lap	84.89	1:35.660	15	11	3
9	60	C	3	Andrew GOORD	Radical SR3-RSX	18	31:40.104	1 Lap	3.203	84.75	1:36.314	15	9	0
10	23	C	4	Dominic LANGDON-DOWN	Radical SR3-RS	18	32:52.950	1 Lap	1:12.846	81.62	1:40.589	17	13	3

NOT CLASSIFIED

DNF	73	A		Alastair SMART	Radical SR10	17	29:31.926	2 Laps	1 Lap	85.83	1:31.179	10	12	
DNF	6	C		Robert GILLMAN	Radical Prosport	17	29:57.133	2 Laps	25.207	84.62	1:35.603	15	10	
DNF	35	B		Mike JENVEY	Jenvey Gunn	3	4:25.585	16 Laps	14 Laps	100.63	1:26.157	2	1	

FASTEST LAP

8	A			Joe LOCK	Spire SSSC	9	1:25.980			104.14 mph		167.60 kph		
35	B			Mike JENVEY	Jenvey Gunn	2	1:26.157			103.93 mph		167.26 kph		
11	E			Shane KELLY	Praga R1 T	13	1:27.999			101.75 mph		163.76 kph		
19A	F			James ABBOTT	Revolution 500 EVO	8	1:28.112			101.62 mph		163.55 kph		
51	C			Douglas CARTER	Radical PR6	17	1:33.135			96.14 mph		154.73 kph		

Weather / Track : Bright / Dry

These results are provisional until the conclusion of any judicial and technical matters.

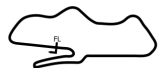
Date: 22/06/2024 Start: 18:36 Finish: 19:08

Donington Park GP: 2.4873 miles

Clerk Of Course: Rob Briggs

Stewards:

Timekeeper: Sarah Evans



Zeo Prototype Series

RACE 9 - LAP CHART

LAP 1 @ 18:38:21.977			LAP 2 @ 18:39:48.991			LAP 3 @ 18:41:15.827			LAP 4 @ 18:43:06.726			LAP 5 @ 18:46:22.589		
NO	BEHIND	LAP TIME	NO	BEHIND	LAP TIME	NO	BEHIND	LAP TIME	NO	BEHIND	LAP TIME	NO	BEHIND	LAP TIME
8		1:30.863	8		1:27.014	8		1:26.836	8		1:50.899	8		3:15.863
35	2.268	1:33.131	35	1.411	1:26.157	35	0.872	1:26.297	19A	1.062	1:45.774	19A	1.254	3:16.055
19A	2.581	1:33.444	19A	4.203	1:28.636	19A	6.187	1:28.820	11	1.926	1:44.799	11	2.523	3:16.460
11	3.989	1:34.852	11	6.129	1:29.154	11	8.026	1:28.733	16	2.565	1:44.297	16	4.305	3:17.603
16	4.547	1:35.410	16	6.838	1:29.305	16	9.167	1:29.165	99	3.148	1:39.342	99	5.415	3:18.130
99	6.209	1:37.072	99	10.689	1:31.494	99	14.705	1:30.852	76	6.626	1:38.611	76	6.222	3:15.459
76	7.598	1:38.461	76	13.609	1:33.025	76	18.914	1:32.141	73	8.465	1:36.259	73	7.508	3:14.906
73	9.805	1:40.668	73	16.826	1:34.035	73	23.105	1:33.115	51	10.695	1:35.959	51	8.418	3:13.586
51	11.036	1:41.899	51	18.891	1:34.869	51	25.635	1:33.580	24	27.609	1:44.369	24	9.530	2:57.784
60	12.696	1:43.559	60	23.296	1:37.614	24	34.139	1:37.210	60	28.421	1:44.517	60	11.481	2:58.923
24	13.067	1:43.930	24	23.765	1:37.712	60	34.803	1:38.343	6	29.136	1:44.408	6	12.102	2:58.829
6	13.956	1:44.819	6	25.019	1:38.077	6	35.627	1:37.444	23	57.782	1:54.212	23	12.549	2:30.630
23	19.618	1:50.481	23	37.383	1:44.779	23	54.469	1:43.922						

Zeo Prototype Series

RACE 9 - LAP CHART

LAP 6 @ 18:49:01.357			LAP 7 @ 18:50:28.220			LAP 8 @ 18:51:54.719			LAP 9 @ 18:53:20.699			LAP 10 @ 18:54:46.693		
NO	BEHIND	LAP TIME	NO	BEHIND	LAP TIME	NO	BEHIND	LAP TIME	NO	BEHIND	LAP TIME	NO	BEHIND	LAP TIME
8		2:38.768	8		1:26.863	8		1:26.499	8		1:25.980	8		1:25.994
19A	0.383	2:37.897	19A	2.384	1:28.864	19A	3.997	1:28.112	19A	7.069	1:29.052	19A	10.305	1:29.230
11	3.063	2:39.308	11	4.958	1:28.758	11	6.985	1:28.526	11	9.293	1:28.288	11	11.865	1:28.566
16	3.494	2:37.957	16	5.986	1:29.355	16	8.992	1:29.505	16	12.099	1:29.087	16	14.806	1:28.701
SC	5 Laps	2:43.286 P	99	8.545	1:31.182	99	13.160	1:31.114	99	19.067	1:31.887	99	23.838	1:30.765
99	4.226	2:37.579	76	10.890	1:33.041	76	15.840	1:31.449	76	20.962	1:31.102	76	25.967	1:30.999
76	4.712	2:37.258	73	11.156	1:32.596	73	16.915	1:32.258	73	22.369	1:31.434	73	27.554	1:31.179
73	5.423	2:36.683	51	14.401	1:35.117	51	22.427	1:34.525	51	30.580	1:34.133	51	38.559	1:33.973
51	6.147	2:36.497	24	16.207	1:36.322	24	26.600	1:36.892	24	37.127	1:36.507	24	47.437	1:36.304
24	6.748	2:35.986	60	17.871	1:37.553	60	28.120	1:36.748	60	38.597	1:36.457	60	48.993	1:36.390
60	7.181	2:34.468	6	18.451	1:37.733	6	28.892	1:36.940	6	39.455	1:36.543	6	49.207	1:35.746
6	7.581	2:34.247	23	28.433	1:45.169	23	43.943	1:42.009	23	58.993	1:41.030	23	1:14.130	1:41.131
23	10.127	2:36.346												

Zeo Prototype Series

RACE 9 - LAP CHART

LAP 11 @ 18:56:25.532			LAP 12 @ 18:57:54.255			LAP 13 @ 18:59:22.602			LAP 14 @ 19:00:51.300			LAP 15 @ 19:02:20.211		
NO	BEHIND	LAP TIME	NO	BEHIND	LAP TIME	NO	BEHIND	LAP TIME	NO	BEHIND	LAP TIME	NO	BEHIND	LAP TIME
19A		1:28.534	19A		1:28.723	19A		1:28.347	19A		1:28.698	19A		1:28.911
11	1.410	1:28.384	11	1.118	1:28.431	23	1 Lap	1:40.901	11	0.819	1:28.747	11	0.683	1:28.775
16	4.715	1:28.748	16	4.247	1:28.255	11	0.770	1:27.999	16	5.827	1:30.048	8	4.856	1:27.591
8	8.870	1:47.709	8	8.553	1:28.406	16	4.477	1:28.577	8	6.176	1:27.617	16	6.587	1:29.671
99	15.888	1:30.889	99	16.933	1:29.768	8	7.257	1:27.051	23	1 Lap	1:44.244	99	24.469	1:31.304
76	18.143	1:31.015	76	21.038	1:31.618	99	20.109	1:31.523	99	22.076	1:30.665	23	1 Lap	1:41.849
73	33.871	1:45.156	73	40.260	1:35.112	76	24.853	1:32.162	76	28.299	1:32.144	76	31.141	1:31.753
51	34.146	1:34.426	51	41.206	1:35.783	73	45.173	1:33.260	73	51.268	1:34.793	73	56.054	1:33.697
24	45.834	1:37.236	24	53.977	1:36.866	51	46.548	1:33.689	51	51.849	1:33.999	51	57.170	1:34.232
60	46.907	1:36.753	6	54.841	1:36.413	6	1:02.621	1:36.127	6	1:09.586	1:35.663	6	1:16.278	1:35.603
6	47.151	1:36.783	60	55.365	1:37.181	24	1:03.188	1:37.558	24	1:10.580	1:36.090	24	1:17.329	1:35.660
23	1:16.725	1:41.434				60	1:03.720	1:36.702	60	1:11.561	1:36.539	60	1:18.964	1:36.314

Zeo Prototype Series

RACE 9 - LAP CHART

LAP 16 @ 19:03:48.827			LAP 17 @ 19:05:17.130			LAP 18 @ 19:06:46.459			LAP 19 @ 19:08:16.026		
NO	BEHIND	LAP TIME	NO	BEHIND	LAP TIME	NO	BEHIND	LAP TIME	NO	BEHIND	LAP TIME
19A		1:28.616	19A		1:28.303	19A		1:29.329	8		1:28.880
11	0.533	1:28.466	11	0.887	1:28.657	8	0.687	1:28.432	19A	0.832	1:30.399
8	3.057	1:26.817	8	1.584	1:26.830	11	1.626	1:30.068	11	1.481	1:29.422
16	6.803	1:28.832	16	7.202	1:28.702	6	1 Lap	1:36.008	16	7.251	1:30.205
99	25.975	1:30.122	99	26.901	1:29.229	24	1 Lap	1:36.805	24	1 Lap	1:37.511
76	36.019	1:33.494	76	39.857	1:32.141	16	6.613	1:28.740	60	1 Lap	1:37.207
23	1 Lap	1:42.604	23	1 Lap	1:41.857	60	1 Lap	1:37.834	99	32.942	1:32.700
73	1:01.575	1:34.137	73	1:05.910	1:32.638	99	29.809	1:32.237	76	47.730	1:34.779
51	1:02.031	1:33.477	51	1:06.863	1:33.135	76	42.518	1:31.990	51	1:22.840	1:39.520
6	1:23.412	1:35.750				23	1 Lap	1:40.589	23	1 Lap	1:49.763
24	1:24.872	1:36.159				51	1:12.887	1:35.353			
60	1:27.350	1:37.002									

Zeo Prototype Series

RACE 9 - POSITION CHART

No	Name	Lap																			
		Pos	1	2	3	4	5	6	7	8	9	10	11	12	13	14	15	16	17	18	19
35	JENVEY	1	8	8	8	8	8	8	8	8	8	19A	19A	19A	19A	19A	19A	19A	19A	19A	8
8	LOCK	2	35	35	35	19A	19A	19A	19A	19A	19A	11	11	11	11	11	11	11	11	8	19A
11	KELLY	3	19A	19A	19A	11	11	11	11	11	11	16	16	16	16	8	8	8	11	11	
19A	ABBOTT	4	11	11	11	16	16	16	16	16	16	8	8	8	8	16	16	16	16	16	16
99	WINDHEUSER	5	16	16	16	99	99	99	99	99	99	99	99	99	99	99	99	99	99	99	99
16	CANNING	6	99	99	99	76	76	76	76	76	76	76	76	76	76	76	76	76	76	76	76
76	HOY	7	76	76	76	73	73	73	73	73	73	73	73	73	73	73	73	73	73	51	51
51	CARTER	8	73	73	73	51	51	51	51	51	51	51	51	51	51	51	51	51	51	24	
60	GOORD	9	51	51	51	24	24	24	24	24	24	24	24	6	6	6	6	6	6	60	
6	GILLMAN	10	60	60	24	60	60	60	60	60	60	60	6	24	24	24	24	24	24	23	
24	CHARLES	11	24	24	60	6	6	6	6	6	6	6	60	60	60	60	60	60			
73	SMART	12	6	6	6	23	23	23	23	23	23	23	23	23	23	23	23	23			
23	LANGDON-DOWN	13	23	23	23																

Zeo Prototype Series

RACE 9 - LAP ANALYSIS

DIFF = Difference To Personal Best Lap

P1 8 Joe LOCK				
LAP	LAP TIME	DIFF	MPH	TIME OF DAY
1 -	1:30.863	4.883	98.54	18:38:21.977
2 -	1:27.014	1.034	102.90	18:39:48.991
3 -	1:26.836	0.856	103.11	18:41:15.827
4 -	1:50.899	24.919	80.74	18:43:06.726
5 -	3:15.863	1:49.883	45.71	18:46:22.589
6 -	2:38.768	1:12.788	56.39	18:49:01.357
7 -	1:26.863	0.883	103.08	18:50:28.220
8 -	1:26.499 (3)	0.519	103.52	18:51:54.719
9 -	1:25.980 (1)		104.14	18:53:20.699
10 -	1:25.994 (2)	0.014	104.12	18:54:46.693
11 -	1:47.709	21.729	83.13	18:56:34.402
12 -	1:28.406	2.426	101.28	18:58:02.808
13 -	1:27.051	1.071	102.86	18:59:29.859
14 -	1:27.617	1.637	102.19	19:00:57.476
15 -	1:27.591	1.611	102.23	19:02:25.067
16 -	1:26.817	0.837	103.14	19:03:51.884
17 -	1:26.830	0.850	103.12	19:05:18.714
18 -	1:28.432	2.452	101.25	19:06:47.146
19 -	1:28.880	2.900	100.74	19:08:16.026

P2 19A James ABBOTT				
LAP	LAP TIME	DIFF	MPH	TIME OF DAY
1 -	1:33.444	5.332	95.82	18:38:24.558
2 -	1:28.636	0.524	101.02	18:39:53.194
3 -	1:28.820	0.708	100.81	18:41:22.014
4 -	1:45.774	17.662	84.65	18:43:07.788
5 -	3:16.055	1:47.943	45.67	18:46:23.843
6 -	2:37.897	1:09.785	56.71	18:49:01.740
7 -	1:28.864	0.752	100.76	18:50:30.604
8 -	1:28.112 (1)		101.62	18:51:58.716
9 -	1:29.052	0.940	100.55	18:53:27.768
10 -	1:29.230	1.118	100.35	18:54:56.998
11 -	1:28.534	0.422	101.14	18:56:25.532
12 -	1:28.723	0.611	100.92	18:57:54.255
13 -	1:28.347 (3)	0.235	101.35	18:59:22.602
14 -	1:28.698	0.586	100.95	19:00:51.300
15 -	1:28.911	0.799	100.71	19:02:20.211
16 -	1:28.616	0.504	101.04	19:03:48.827
17 -	1:28.303 (2)	0.191	101.40	19:05:17.130
18 -	1:29.329	1.217	100.24	19:06:46.459
19 -	1:30.399	2.287	99.05	19:08:16.858

P3 11 Shane KELLY				
LAP	LAP TIME	DIFF	MPH	TIME OF DAY
1 -	1:34.852	6.853	94.40	18:38:25.966
2 -	1:29.154	1.155	100.43	18:39:55.120
3 -	1:28.733	0.734	100.91	18:41:23.853
4 -	1:44.799	16.800	85.44	18:43:08.652
5 -	3:16.460	1:48.461	45.57	18:46:25.112
6 -	2:39.308	1:11.309	56.20	18:49:04.420
7 -	1:28.758	0.759	100.88	18:50:33.178
8 -	1:28.526	0.527	101.15	18:52:01.704
9 -	1:28.288 (2)	0.289	101.42	18:53:29.992
10 -	1:28.566	0.567	101.10	18:54:58.558
11 -	1:28.384 (3)	0.385	101.31	18:56:26.942
12 -	1:28.431	0.432	101.25	18:57:55.373
13 -	1:27.999 (1)		101.75	18:59:23.372
14 -	1:28.747	0.748	100.89	19:00:52.119
15 -	1:28.775	0.776	100.86	19:02:20.894
16 -	1:28.466	0.467	101.21	19:03:49.360
17 -	1:28.657	0.658	101.00	19:05:18.017

DIFF = Difference To Personal Best Lap

18 -	1:30.068	2.069	99.41	19:06:48.085
19 -	1:29.422	1.423	100.13	19:08:17.507

P4 16 Thomas CANNING				
LAP	LAP TIME	DIFF	MPH	TIME OF DAY
1 -	1:35.410	7.155	93.85	18:38:26.524
2 -	1:29.305	1.050	100.26	18:39:55.829
3 -	1:29.165	0.910	100.42	18:41:24.994
4 -	1:44.297	16.042	85.85	18:43:09.291
5 -	3:17.603	1:49.348	45.31	18:46:26.894
6 -	2:37.957	1:09.702	56.68	18:49:04.851
7 -	1:29.355	1.100	100.21	18:50:34.206
8 -	1:29.505	1.250	100.04	18:52:03.711
9 -	1:29.087	0.832	100.51	18:53:32.798
10 -	1:28.701 (3)	0.446	100.95	18:55:01.499
11 -	1:28.748	0.493	100.89	18:56:30.247
12 -	1:28.255 (1)		101.46	18:57:58.502
13 -	1:28.577 (2)	0.322	101.09	18:59:27.079
14 -	1:30.048	1.793	99.44	19:00:57.127
15 -	1:29.671	1.416	99.85	19:02:26.798
16 -	1:28.832	0.577	100.80	19:03:55.630
17 -	1:28.702	0.447	100.94	19:05:24.332
18 -	1:28.740	0.485	100.90	19:06:53.072
19 -	1:30.205	1.950	99.26	19:08:23.277

P5 99 Max WINDHEUSER				
LAP	LAP TIME	DIFF	MPH	TIME OF DAY
1 -	1:37.072	7.843	92.24	18:38:28.186
2 -	1:31.494	2.265	97.86	18:39:59.680
3 -	1:30.852	1.623	98.56	18:41:30.532
4 -	1:39.342	10.113	90.13	18:43:09.874
5 -	3:18.130	1:48.901	45.19	18:46:28.004
6 -	2:37.579	1:08.350	56.82	18:49:05.583
7 -	1:31.182	1.953	98.20	18:50:36.765
8 -	1:31.114	1.885	98.27	18:52:07.879
9 -	1:31.887	2.658	97.45	18:53:39.766
10 -	1:30.765	1.536	98.65	18:55:10.531
11 -	1:30.889	1.660	98.52	18:56:41.420
12 -	1:29.768 (2)	0.539	99.75	18:58:11.188
13 -	1:31.523	2.294	97.83	18:59:42.711
14 -	1:30.665	1.436	98.76	19:01:13.376
15 -	1:31.304	2.075	98.07	19:02:44.680
16 -	1:30.122 (3)	0.893	99.35	19:04:14.802
17 -	1:29.229 (1)		100.35	19:05:44.031
18 -	1:32.237	3.008	97.08	19:07:16.268
19 -	1:32.700	3.471	96.59	19:08:48.968

P6 76 Chris HOY				
LAP	LAP TIME	DIFF	MPH	TIME OF DAY
1 -	1:38.461	7.462	90.94	18:38:29.575
2 -	1:33.025	2.026	96.25	18:40:02.600
3 -	1:32.141	1.142	97.18	18:41:34.741
4 -	1:38.611	7.612	90.80	18:43:13.352
5 -	3:15.459	1:44.460	45.81	18:46:28.811
6 -	2:37.258	1:06.259	56.94	18:49:06.069
7 -	1:33.041	2.042	96.24	18:50:39.110
8 -	1:31.449	0.450	97.91	18:52:10.559
9 -	1:31.102 (3)	0.103	98.29	18:53:41.661
10 -	1:30.999 (1)		98.40	18:55:12.660
11 -	1:31.015 (2)	0.016	98.38	18:56:43.675
12 -	1:31.618	0.619	97.73	18:58:15.293
13 -	1:32.162	1.163	97.15	18:59:47.455
14 -	1:32.144	1.145	97.17	19:01:19.599

Zeo Prototype Series

RACE 9 - LAP ANALYSIS

DIFF = Difference To Personal Best Lap

15 -	1:31.753	0.754	97.59	19:02:51.352
16 -	1:33.494	2.495	95.77	19:04:24.846
17 -	1:32.141	1.142	97.18	19:05:56.987
18 -	1:31.990	0.991	97.34	19:07:28.977
19 -	1:34.779	3.780	94.47	19:09:03.756

DIFF = Difference To Personal Best Lap

13 -	1:36.702	0.388	92.59	19:00:26.322
14 -	1:36.539	0.225	92.75	19:02:02.861
15 -	1:36.314 (1)		92.97	19:03:39.175
16 -	1:37.002	0.688	92.31	19:05:16.177
17 -	1:37.834	1.520	91.52	19:06:54.011
18 -	1:37.207	0.893	92.11	19:08:31.218

P7 51 Douglas CARTER

LAP	LAP TIME	DIFF	MPH	TIME OF DAY
1 -	1:41.899	8.764	87.87	18:38:33.013
2 -	1:34.869	1.734	94.38	18:40:07.882
3 -	1:33.580 (3)	0.445	95.68	18:41:41.462
4 -	1:35.959	2.824	93.31	18:43:17.421
5 -	3:13.586	1:40.451	46.25	18:46:31.007
6 -	2:36.497	1:03.362	57.21	18:49:07.504
7 -	1:35.117	1.982	94.14	18:50:42.621
8 -	1:34.525	1.390	94.73	18:52:17.146
9 -	1:34.133	0.998	95.12	18:53:51.279
10 -	1:33.973	0.838	95.28	18:55:25.252
11 -	1:34.426	1.291	94.83	18:56:59.678
12 -	1:35.783	2.648	93.48	18:58:35.461
13 -	1:33.689	0.554	95.57	19:00:09.150
14 -	1:33.999	0.864	95.26	19:01:43.149
15 -	1:34.232	1.097	95.02	19:03:17.381
16 -	1:33.477 (2)	0.342	95.79	19:04:50.858
17 -	1:33.135 (1)		96.14	19:06:23.993
18 -	1:35.353	2.218	93.90	19:07:59.346
19 -	1:39.520	6.385	89.97	19:09:38.866

P10 23 Dominic LANGDON-DOWN

LAP	LAP TIME	DIFF	MPH	TIME OF DAY
1 -	1:50.481	9.892	81.04	18:38:41.595
2 -	1:44.779	4.190	85.46	18:40:26.374
3 -	1:43.922	3.333	86.16	18:42:10.296
4 -	1:54.212	13.623	78.40	18:44:04.508
5 -	2:30.630	50.041	59.44	18:46:35.138
6 -	2:36.346	55.757	57.27	18:49:11.484
7 -	1:45.169	4.580	85.14	18:50:56.653
8 -	1:42.009	1.420	87.78	18:52:38.662
9 -	1:41.030 (3)	0.441	88.63	18:54:19.692
10 -	1:41.131	0.542	88.54	18:56:00.823
11 -	1:41.434	0.845	88.27	18:57:42.257
12 -	1:40.901 (2)	0.312	88.74	18:59:23.158
13 -	1:44.244	3.655	85.89	19:01:07.402
14 -	1:41.849	1.260	87.91	19:02:49.251
15 -	1:42.604	2.015	87.27	19:04:31.855
16 -	1:41.857	1.268	87.91	19:06:13.712
17 -	1:40.589 (1)		89.02	19:07:54.301
18 -	1:49.763	9.174	81.57	19:09:44.064

P8 24 Ian CHARLES

LAP	LAP TIME	DIFF	MPH	TIME OF DAY
1 -	1:43.930	8.270	86.15	18:38:35.044
2 -	1:37.712	2.052	91.64	18:40:12.756
3 -	1:37.210	1.550	92.11	18:41:49.966
4 -	1:44.369	8.709	85.79	18:43:34.335
5 -	2:57.784	1:22.124	50.36	18:46:32.119
6 -	2:35.986	1:00.326	57.40	18:49:08.105
7 -	1:36.322	0.662	92.96	18:50:44.427
8 -	1:36.892	1.232	92.41	18:52:21.319
9 -	1:36.507	0.847	92.78	18:53:57.826
10 -	1:36.304	0.644	92.98	18:55:34.130
11 -	1:37.236	1.576	92.08	18:57:11.366
12 -	1:36.866	1.206	92.44	18:58:48.232
13 -	1:37.558	1.898	91.78	19:00:25.790
14 -	1:36.090 (2)	0.430	93.18	19:02:01.880
15 -	1:35.660 (1)		93.60	19:03:37.540
16 -	1:36.159 (3)	0.499	93.12	19:05:13.699
17 -	1:36.805	1.145	92.49	19:06:50.504
18 -	1:37.511	1.851	91.83	19:08:28.015

P11 73 Alastair SMART

LAP	LAP TIME	DIFF	MPH	TIME OF DAY
1 -	1:40.668	9.489	88.95	18:38:31.782
2 -	1:34.035	2.856	95.22	18:40:05.817
3 -	1:33.115	1.936	96.16	18:41:38.932
4 -	1:36.259	5.080	93.02	18:43:15.191
5 -	3:14.906	1:43.727	45.94	18:46:30.097
6 -	2:36.683	1:05.504	57.15	18:49:06.780
7 -	1:32.596	1.417	96.70	18:50:39.376
8 -	1:32.258 (3)	1.079	97.05	18:52:11.634
9 -	1:31.434 (2)	0.255	97.93	18:53:43.068
10 -	1:31.179 (1)		98.20	18:55:14.247
11 -	1:45.156	13.977	85.15	18:56:59.403
12 -	1:35.112	3.933	94.14	18:58:34.515
13 -	1:33.260	2.081	96.01	19:00:07.775
14 -	1:34.793	3.614	94.46	19:01:42.568
15 -	1:33.697	2.518	95.56	19:03:16.265
16 -	1:34.137	2.958	95.12	19:04:50.402
17 -	1:32.638	1.459	96.66	19:06:23.040

P9 60 Andrew GOORD

LAP	LAP TIME	DIFF	MPH	TIME OF DAY
1 -	1:43.559	7.245	86.46	18:38:34.673
2 -	1:37.614	1.300	91.73	18:40:12.287
3 -	1:38.343	2.029	91.05	18:41:50.630
4 -	1:44.517	8.203	85.67	18:43:35.147
5 -	2:58.923	1:22.609	50.04	18:46:34.070
6 -	2:34.468	58.154	57.96	18:49:08.538
7 -	1:37.553	1.239	91.79	18:50:46.091
8 -	1:36.748	0.434	92.55	18:52:22.839
9 -	1:36.457 (3)	0.143	92.83	18:53:59.296
10 -	1:36.390 (2)	0.076	92.89	18:55:35.686
11 -	1:36.753	0.439	92.54	18:57:12.439
12 -	1:37.181	0.867	92.14	18:58:49.620

P12 6 Robert GILLMAN

LAP	LAP TIME	DIFF	MPH	TIME OF DAY
1 -	1:44.819	9.216	85.42	18:38:35.933
2 -	1:38.077	2.474	91.30	18:40:14.010
3 -	1:37.444	1.841	91.89	18:41:51.454
4 -	1:44.408	8.805	85.76	18:43:35.862
5 -	2:58.829	1:23.226	50.07	18:46:34.691
6 -	2:34.247	58.644	58.05	18:49:08.938
7 -	1:37.733	2.130	91.62	18:50:46.671
8 -	1:36.940	1.337	92.37	18:52:23.611
9 -	1:36.543	0.940	92.75	18:54:00.154
10 -	1:35.746 (3)	0.143	93.52	18:55:35.900
11 -	1:36.783	1.180	92.52	18:57:12.683
12 -	1:36.413	0.810	92.87	18:58:49.096
13 -	1:36.127	0.524	93.15	19:00:25.223

Zeo Prototype Series

RACE 9 - LAP ANALYSIS

DIFF = Difference To Personal Best Lap

14 -	1:35.663 (2)	0.060	93.60	19:02:00.886
15 -	1:35.603 (1)		93.66	19:03:36.489
16 -	1:35.750	0.147	93.51	19:05:12.239
17 -	1:36.008	0.405	93.26	19:06:48.247

P13 35 Mike JENVEY				
LAP	LAP TIME	DIFF	MPH	TIME OF DAY
1 -	1:33.131 (3)	6.974	96.14	18:38:24.245
2 -	1:26.157 (1)		103.93	18:39:50.402
3 -	1:26.297 (2)	0.140	103.76	18:41:16.699

Zeo Prototype Series

RACE 9 - STATISTICS

Competitors Started 13
Planned Start 2024-06-22 @ 18:30:00.000
Actual Start 2024-06-22 @ 18:36:51.113
Finish Time 2024-06-22 @ 19:08:15.897
Track Length 2.4873mi.
Total Laps 225
Total Distance Covered 559.6534mi.

Session Fastest Lap History

NO	CL	NAME	LAP TIME	TIME OF DAY	LAP	VEHICLE
8	A	Joe LOCK	1:30.863	18:38:21.979	1	Spire SSSC
8	A	Joe LOCK	1:27.014	18:39:48.993	2	Spire SSSC
35	B	Mike JENVEY	1:26.157	18:39:50.417	2	Jenvey Gunn
8	A	Joe LOCK	1:25.980	18:53:20.701	9	Spire SSSC

Session Leader History

NO	CL	NAME	FROM LAP	LAPS LED	DISTANCE	VEHICLE
8	A	Joe LOCK	1	10	24.83 miles	Spire SSSC
19A	F	James ABBOTT	11	8	19.89 miles	Revolution 500 EVO
8	A	Joe LOCK	19	1	2.48 miles	Spire SSSC

Flag History

TYPE	TIME OF DAY
GREEN	18:36:51.113
SAFETY	18:41:52.806
GREEN	18:49:00.467
FINISH	19:08:15.897

Flag Statistics

TYPE	COUNT	TOTAL LAPS	TOTAL TIME
Green	2	17	26:11.677
Red	0	0	0.000
Safety Car	1	2	7:07.660
FCY	0	0	0.000

Zeo Prototype Series

RACE 9 - STATISTICS

CLASS : C

5 Starters

Fastest Lap History

NO	NAME	LAP TIME	TIME OF DAY	LAP	VEHICLE
51	Douglas CARTER	1:41.899	18:38:33.032	1	Radical PR6
51	Douglas CARTER	1:34.869	18:40:07.902	2	Radical PR6
51	Douglas CARTER	1:33.580	18:41:41.481	3	Radical PR6
51	Douglas CARTER	1:33.477	19:04:50.876	16	Radical PR6
51	Douglas CARTER	1:33.135	19:06:24.012	17	Radical PR6

Leader History

NO	NAME	FROM LAP	LAPS LED	DISTANCE	VEHICLE
51	Douglas CARTER	1	19	47.22 miles	Radical PR6

Zeo Prototype Series

RACE 9 - STATISTICS

CLASS : A

3 Starters

Fastest Lap History

NO	NAME	LAP TIME	TIME OF DAY	LAP	VEHICLE
8	Joe LOCK	1:30.863	18:38:21.979	1	Spire SSSC
8	Joe LOCK	1:27.014	18:39:48.993	2	Spire SSSC
8	Joe LOCK	1:26.836	18:41:15.829	3	Spire SSSC
8	Joe LOCK	1:26.499	18:51:54.722	8	Spire SSSC
8	Joe LOCK	1:25.980	18:53:20.701	9	Spire SSSC

Leader History

NO	NAME	FROM LAP	LAPS LED	DISTANCE	VEHICLE
8	Joe LOCK	1	19	47.22 miles	Spire SSSC

Zeo Prototype Series

RACE 9 - STATISTICS

CLASS : E

2 Starters

Fastest Lap History

NO	NAME	LAP TIME	TIME OF DAY	LAP	VEHICLE
11	Shane KELLY	1:34.852	18:38:25.975	1	Praga R1 T
11	Shane KELLY	1:29.154	18:39:55.129	2	Praga R1 T
11	Shane KELLY	1:28.733	18:41:23.863	3	Praga R1 T
11	Shane KELLY	1:28.526	18:52:01.713	8	Praga R1 T
11	Shane KELLY	1:28.288	18:53:30.001	9	Praga R1 T
16	Thomas CANNING	1:28.255	18:57:58.512	12	Praga R1
11	Shane KELLY	1:27.999	18:59:23.382	13	Praga R1 T

Leader History

NO	NAME	FROM LAP	LAPS LED	DISTANCE	VEHICLE
11	Shane KELLY	1	19	47.22 miles	Praga R1 T

Zeo Prototype Series

RACE 9 - STATISTICS

CLASS : B

1 Starters

Fastest Lap History

NO	NAME	LAP TIME	TIME OF DAY	LAP	VEHICLE
35	Mike JENVEY	1:33.131	18:38:24.258	1	Jenvey Gunn
35	Mike JENVEY	1:26.157	18:39:50.417	2	Jenvey Gunn

Leader History

NO	NAME	FROM LAP	LAPS LED	DISTANCE	VEHICLE
35	Mike JENVEY	1	3	7.42 miles	Jenvey Gunn

Zeo Prototype Series

RACE 9 - STATISTICS

CLASS : F

2 Starters

Fastest Lap History

NO	NAME	LAP TIME	TIME OF DAY	LAP	VEHICLE
19A	James ABBOTT	1:33.444	18:38:24.568	1	Revolution 500 EVO
19A	James ABBOTT	1:28.636	18:39:53.204	2	Revolution 500 EVO
19A	James ABBOTT	1:28.112	18:51:58.725	8	Revolution 500 EVO

Leader History

NO	NAME	FROM LAP	LAPS LED	DISTANCE	VEHICLE
19A	James ABBOTT	1	19	47.22 miles	Revolution 500 EVO