



MILLTEK SPORT CIVIC CUP



BRSCC TCR UK Race Weekend

Croft

13th / 14th July 2024



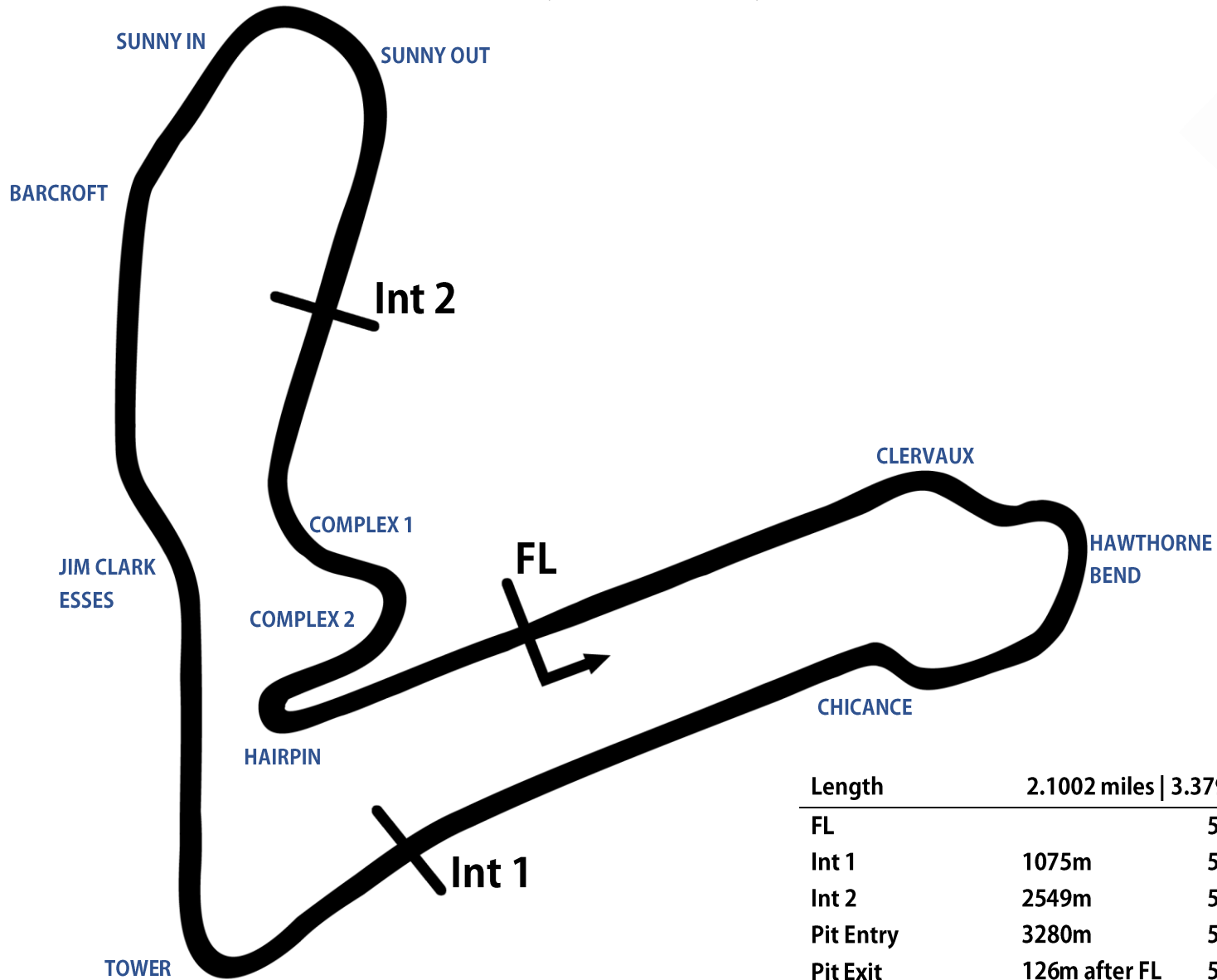
Timing & Results Provided by Timing Solutions Ltd

www.tsl-timing.com



Croft Circuit

Dalton On Tees, North Yorkshire, UK



Length	2.1002 miles 3.379 km 3379.9m		
FL		54.45541 N	1.55556 W
Int 1	1075m	54.45396 N	1.55399 W
Int 2	2549m	54.45536 N	1.56054 W
Pit Entry	3280m	54.44542 N	1.55562 W
Pit Exit	126m after FL	54.45656 N	1.55518 W
Pit Entry - Pit Exit	268.5m, 19.3s @ 50kph, 16.1s @ 60kph		

BRSCC TCR UK Race Weekend - Croft - 13th/14th July 2024

Milltek Sport Civic Cup Championship

QUALIFYING - RACE 2 - CLASSIFICATION



POS	NO	CL	PIC	NAME	ENTRY	TIME	ON	LAPS	GAP	DIFF	MPH
1	1	EP3	1	Max EDMUNDSON	Honda Civic EP3 - AREA Motorsport	1:31.885	7	10			82.28
2	54*	EP3	2	Harvey CATON	Honda Civic EP3 - AREA Motorsport	1:32.292	6	10	0.407	0.407	81.92
3	62	EP3	3	Liam MCGILL	Honda Civic EP3 - AREA Motorsport	1:32.421	6	10	0.536	0.129	81.80
4	99	EP3	4	Josh FILES	Honda Civic EP3 - AREA Motorsport	1:32.450	8	10	0.565	0.029	81.78
5	38	EP3	5	Lewis KENT	Honda Civic EP3 - AREA Motorsport	1:32.642	6	10	0.757	0.192	81.61
6	22*	EP3	6	Sam KIRKPATRICK	Honda Civic EP3 - AREA Motorsport	1:32.735	7	10	0.850	0.093	81.52
7	42*	EP3	7	Will REDFORD	Honda Civic EP3 - BSR - Ben Sharpe Racing	1:32.990	8	10	1.105	0.255	81.30
8	97	EP3	8	Alex KITE	Honda Civic EP3 - Pro Alloys Racing	1:33.024	5	9	1.139	0.034	81.27
9	45	FN2	1	Alistair CAMP	Honda Civic FN2 - AREA Motorsport	1:33.053	5	9	1.168	0.029	81.25
10	73*	EP3	9	Daniel MACDONALD	Honda Civic EP3 - BSR - Ben Sharpe Racing	1:33.837	9	9	1.952	0.784	80.57
11	12*	EP3	10	Spencer STEVENSON	Honda Civic EP3 - BSR - Ben Sharpe Racing	1:33.896	5	10	2.011	0.059	80.52
12	322	EP3	11	Jamie PETTERS	Honda Civic EP3 - Team Petters Racing	1:33.971	6	9	2.086	0.075	80.45
13	92*	FN2	2	Wesley SWAIN	Honda Civic FN2 - Pro Alloys Racing	1:33.978	7	10	2.093	0.007	80.45
14	19	EP3	12	Jack RUDELL	Honda Civic EP3 - MJB Motorsport	1:34.122	7	9	2.237	0.144	80.32
15	66*	FN2	3	Dave MARSHALL	Honda Civic FN2 - DMR With Ka Car Sales	1:34.584	4	8	2.699	0.462	79.93
16	98	EP3	13	Jordan BRENNAN	Honda Civic EP3 - One Day Motorsport	1:34.756	9	9	2.871	0.172	79.79
17	333*	FN2	4	Harry ENGLAND	Honda Civic FN2 - Pro Alloys Racing	1:35.120	6	9	3.235	0.364	79.48
18	70*	EP3	14	Owen HILLMAN	Honda Civic EP3 - Pro Alloys Racing	1:35.152	7	8	3.267	0.032	79.45
19	46	EP3 (G)	1	Nick CHARLIER	Honda Civic EP3 - Kinetic Motorsport	1:35.247	8	8	3.362	0.095	79.37
20	51*	EP3 (G)	2	David BUKY	Honda Civic EP3 - Kinetic Motorsport	1:35.741	7	8	3.856	0.494	78.96
21	25*	EP3	15	William BUTT	Honda Civic EP3 - Privateer	1:36.253	7	9	4.368	0.512	78.54
22	21	EP3	16	Trevor McCONNELL	Honda Civic EP3 - McConnell Motorsport	1:36.598	6	9	4.713	0.345	78.26
23	37	EP3	17	Josh BROMLEY	Honda Civic EP3 - Bromley Motorsport with AMW Moto	1:36.730	4	6	4.845	0.132	78.16
24	64*	EP3	18	Aydan HASSAN	Honda Civic EP3 - Pro Alloys Racing	1:37.777	7	9	5.892	1.047	77.32
25	74	EP3	19	Anthony GANNON	Honda Civic EP3 - Detail Care Care Racing	1:38.425	8	8	6.540	0.648	76.81
26	495	FN2	5	Mark HUGHES	Honda Civic FN2 - DMR With Ka Car Sales	1:38.777	7	8	6.892	0.352	76.54
27	727	EP3	20	Jackson WHITE	Honda Civic EP3 - Jackson White Racing	1:39.070	7	9	7.185	0.293	76.31
28	76	EP3	21	Simon WELCH	Honda Civic EP3 - Team Squelch	1:39.925	7	8	8.040	0.855	75.66

Comments:

#42 & #51 - No working transponder, you must fix for racing please.

No. 22, 25, 42, 64, 70, 73, 92 - 1 Lap time disallowed; exceeding track limits.

No. 54, 66, 333 - 2 Lap times disallowed; exceeding track limits.

No. 12 - 5 Lap times disallowed; exceeding track limits.

Weather / Track : Cloudy / Damp

Date: 13/07/2024 Start: 09:49 Finish: 10:04

These results are provisional until the conclusion of any judicial and technical matters.

Croft: 2.1001 miles

Clerk Of Course: <i>Andrew Roberts</i>	Stewards:	Timekeeper: <i>Richard Evans</i>	
---	-----------	-------------------------------------	--

Results can be found at www.tsl-timing.com

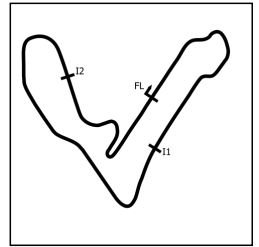
Printed - 10:07 Saturday, 13 July 2024



BRSCC TCR UK Race Weekend - Croft - 13th/14th July 2024

Milltek Sport Civic Cup Championship

QUALIFYING - RACE 2 - SECTOR ANALYSIS



SECTOR 1 = FL to I1, SECTOR 2 = I1 to I2, SECTOR 3 = I2 to FL, DIFF = Difference To Personal Best Lap, P = Crossed Finish Line in Pit Lane, D = Time Disallowed

P1		1 EP3		Max EDMUNDSON		Honda Civic EP3 - AREA Motorsport	
IDEAL LAP TIME : 1:31.817		BEST LAP TIME : 1:31.885		DIFFERENCE : 0.068			
LAP	SECTOR 1	SECTOR 2	SECTOR 3	LAP TIME	MPH	DIFF	TIME OF DAY
1 -		43.098	28.625				09:51:09.572
2 -	29.816	40.756	27.276	1:37.848	77.26	5.963	09:52:47.420
3 -	28.802	39.427	26.435	1:34.664	79.86	2.779	09:54:22.084
4 -	28.144	38.143	26.418	1:32.705	81.55	0.820	09:55:54.789
5 -	27.930	37.963	26.366	1:32.259 (3)	81.94	0.374	09:57:27.048
6 -	27.886	38.064	26.244	1:32.194 (2)	82.00	0.309	09:58:59.242
7 -	27.933	37.984	25.968	1:31.885 (1)	82.28		10:00:31.127
8 -	28.022	39.437	26.714	1:34.173	80.28	2.288	10:02:05.300
9 -	28.067	48.984	30.360	1:47.411	70.38	15.526	10:03:52.711
10 -	33.779	44.000	IN PIT	1:45.453 P	71.69	13.568	10:05:38.164

P2		54 EP3		Harvey CATON		Honda Civic EP3 - AREA Motorsport	
IDEAL LAP TIME : 1:32.234		BEST LAP TIME : 1:32.292		DIFFERENCE : 0.058			
LAP	SECTOR 1	SECTOR 2	SECTOR 3	LAP TIME	MPH	DIFF	TIME OF DAY
1 -		44.153	31.384				09:51:26.829
2 -	33.730	42.403	27.335	1:43.468	73.07	11.176	09:53:10.297
3 -	29.210	39.443	27.273	1:35.926 D	78.81	3.634	09:54:46.223
4 -	29.265	38.438	26.158	1:33.861	80.55	1.569	09:56:20.084
5 -	28.296	38.245	26.243	1:32.784	81.48	0.492	09:57:52.868
6 -	28.152	38.107	26.033	1:32.292 (1)	81.92		09:59:25.160
7 -	28.327	38.049	26.153	1:32.529 (2)	81.71	0.237	10:00:57.689
8 -	28.237	38.259	26.136	1:32.632 (3)	81.61	0.340	10:02:30.321
9 -	28.324	38.374	26.613	1:33.344 D	81.02	1.019	10:04:03.632
10 -	28.817	38.556	IN PIT	1:32.777 P	81.49	0.485	10:05:36.409

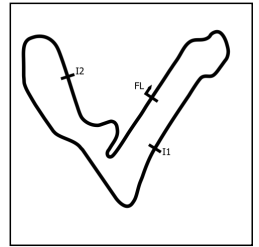
P3		62 EP3		Liam McGILL		Honda Civic EP3 - AREA Motorsport	
IDEAL LAP TIME : 1:32.243		BEST LAP TIME : 1:32.421		DIFFERENCE : 0.178			
LAP	SECTOR 1	SECTOR 2	SECTOR 3	LAP TIME	MPH	DIFF	TIME OF DAY
1 -		43.951	29.052				09:51:14.780
2 -	30.691	40.552	27.063	1:38.306	76.90	5.885	09:52:53.086
3 -	29.114	38.763	26.511	1:34.388	80.10	1.967	09:54:27.474
4 -	28.659	38.227	26.543	1:33.429	80.92	1.008	09:56:00.903
5 -	28.244	38.530	26.196	1:32.970 (2)	81.32	0.549	09:57:33.873
6 -	27.996	38.051	26.374	1:32.421 (1)	81.80		09:59:06.294
7 -	28.241	38.622	26.656	1:33.519	80.84	1.098	10:00:39.813
8 -	28.633	38.407	26.199	1:33.239 (3)	81.08	0.818	10:02:13.052
9 -	28.441	38.702	28.744	1:35.887	78.84	3.466	10:03:48.939
10 -	29.574	38.679	IN PIT	1:34.347 P	80.13	1.926	10:05:23.286

P4		99 EP3		Josh FILES		Honda Civic EP3 - AREA Motorsport	
IDEAL LAP TIME : 1:32.331		BEST LAP TIME : 1:32.450		DIFFERENCE : 0.119			
LAP	SECTOR 1	SECTOR 2	SECTOR 3	LAP TIME	MPH	DIFF	TIME OF DAY
1 -		44.898	28.270				09:51:33.852
2 -	31.111	41.469	27.076	1:39.656	75.86	7.206	09:53:13.508
3 -	31.186	39.240	26.771	1:37.197	77.78	4.747	09:54:50.705
4 -	28.951	38.374	26.291	1:33.616	80.76	1.166	09:56:24.321
5 -	28.558	38.321	26.276	1:33.155	81.16	0.705	09:57:57.476
6 -	28.360	38.055	26.162	1:32.577 (3)	81.66	0.127	09:59:30.053
7 -	28.317	39.039	26.516	1:33.872	80.54	1.422	10:01:03.925
8 -	28.237	37.943	26.270	1:32.450 (1)	81.78		10:02:36.375
9 -	28.226	38.082	26.208	1:32.516 (2)	81.72	0.066	10:04:08.891
10 -	29.376	44.498	IN PIT	1:40.569 P	75.17	8.119	10:05:49.460

BRSCC TCR UK Race Weekend - Croft - 13th/14th July 2024

Milltek Sport Civic Cup Championship

QUALIFYING - RACE 2 - SECTOR ANALYSIS



SECTOR 1 = FL to I1, SECTOR 2 = I1 to I2, SECTOR 3 = I2 to FL, DIFF = Difference To Personal Best Lap, P = Crossed Finish Line in Pit Lane, D = Time Disallowed

P5 38 EP3 Lewis KENT		Honda Civic EP3 - AREA Motorsport					
IDEAL LAP TIME : 1:32.349		BEST LAP TIME : 1:32.642		DIFFERENCE : 0.293			
LAP	SECTOR 1	SECTOR 2	SECTOR 3	LAP TIME	MPH	DIFF	TIME OF DAY
1 -		43.142	28.733				09:51:07.448
2 -	30.573	40.829	27.113	1:38.515	76.74	5.873	09:52:45.963
3 -	29.259	39.564	26.539	1:35.362	79.28	2.720	09:54:21.325
4 -	28.391	38.323	26.609	1:33.323 (3)	81.01	0.681	09:55:54.648
5 -	28.792	38.218	26.498	1:33.508	80.85	0.866	09:57:28.156
6 -	28.072	37.899	26.671	1:32.642 (1)	81.61		09:59:00.798
7 -	28.283	38.104	26.378	1:32.765 (2)	81.50	0.123	10:00:33.563
8 -	28.616	39.088	26.821	1:34.525	79.98	1.883	10:02:08.088
9 -	28.380	39.214	27.427	1:35.021	79.56	2.379	10:03:43.109
10 -	28.570	40.079	26.536	1:35.185	79.43	2.543	10:05:18.294

P6 22 EP3 Sam KIRKPATRICK		Honda Civic EP3 - AREA Motorsport					
IDEAL LAP TIME : 1:32.652		BEST LAP TIME : 1:32.735		DIFFERENCE : 0.083			
LAP	SECTOR 1	SECTOR 2	SECTOR 3	LAP TIME	MPH	DIFF	TIME OF DAY
1 -		43.135	28.570				09:51:16.866
2 -	30.274	40.607	27.303	1:38.184	77.00	5.449	09:52:55.050
3 -	29.203	39.177	26.651	1:35.034 D	79.55	2.296	09:54:30.081
4 -	28.510	38.620	26.181	1:33.311	81.02	0.576	09:56:03.392
5 -	28.425	38.475	26.180	1:33.080 (2)	81.22	0.345	09:57:36.472
6 -	28.451	38.512	26.288	1:33.251 (3)	81.07	0.516	09:59:09.723
7 -	28.176	38.296	26.263	1:32.735 (1)	81.52		10:00:42.458
8 -	28.469	38.380	26.428	1:33.277	81.05	0.542	10:02:15.735
9 -	28.403	38.638	26.494	1:33.535	80.83	0.800	10:03:49.270
10 -	28.486	38.537	26.451	1:33.474	80.88	0.739	10:05:22.744

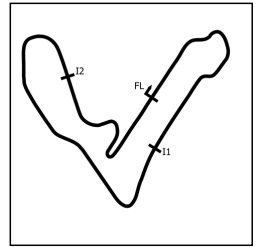
P7 42 EP3 Will REDFORD		Honda Civic EP3 - BSR - Ben Sharpe Racing					
IDEAL LAP TIME :		BEST LAP TIME : 1:32.990		DIFFERENCE :			
LAP	SECTOR 1	SECTOR 2	SECTOR 3	LAP TIME	MPH	DIFF	TIME OF DAY
1 -							09:51:10.712
2 -				1:38.725	76.58	5.735	09:52:49.437
3 -				1:35.760	78.95	2.770	09:54:25.197
4 -				1:33.688 (3)	80.69	0.698	09:55:58.885
5 -				1:33.725	80.66	0.735	09:57:32.610
6 -				1:33.042 D	81.26	0.052	09:59:05.652
7 -				1:34.999	79.58	2.009	10:00:40.651
8 -				1:32.990 (1)	81.30		10:02:13.641
9 -				1:38.504	76.75	5.514	10:03:52.145
10 -				1:33.450 (2)	80.90	0.460	10:05:25.595

P8 97 EP3 Alex KITE		Honda Civic EP3 - Pro Alloys Racing					
IDEAL LAP TIME : 1:32.938		BEST LAP TIME : 1:33.024		DIFFERENCE : 0.086			
LAP	SECTOR 1	SECTOR 2	SECTOR 3	LAP TIME	MPH	DIFF	TIME OF DAY
1 -		43.239	28.519				09:51:01.977
2 -	30.731	40.913	27.564	1:39.208	76.20	6.184	09:52:41.185
3 -	29.365	39.669	26.496	1:35.530	79.14	2.506	09:54:16.715
4 -	28.639	38.560	26.459	1:33.658 (3)	80.72	0.634	09:55:50.373
5 -	28.398	38.352	26.274	1:33.024 (1)	81.27		09:57:23.397
6 -	28.312	39.330	IN PIT	1:31.885 P	82.28		09:58:55.282
7 -	OUTLAP	38.841	27.248	2:34.822	48.83	1:01.798	10:01:30.104
8 -	29.091	42.948	26.748	1:38.787	76.53	5.763	10:03:08.891
9 -	28.318	38.501	26.646	1:33.465 (2)	80.89	0.441	10:04:42.356

BRSCC TCR UK Race Weekend - Croft - 13th/14th July 2024

Milltek Sport Civic Cup Championship

QUALIFYING - RACE 2 - SECTOR ANALYSIS



SECTOR 1 = FL to I1, SECTOR 2 = I1 to I2, SECTOR 3 = I2 to FL, DIFF = Difference To Personal Best Lap, P = Crossed Finish Line in Pit Lane, D = Time Disallowed

P9 45 FN2 Alistair CAMP		Honda Civic FN2 - AREA Motorsport					
IDEAL LAP TIME : 1:33.053		BEST LAP TIME : 1:33.053		DIFFERENCE : 0.000			
LAP	SECTOR 1	SECTOR 2	SECTOR 3	LAP TIME	MPH	DIFF	TIME OF DAY
1 -		44.570	28.747				09:51:35.340
2 -	30.733	41.040	27.255	1:39.028	76.34	5.975	09:53:14.368
3 -	30.467	40.017	26.867	1:37.351	77.66	4.298	09:54:51.719
4 -	28.801	40.379	26.397	1:35.577	79.10	2.524	09:56:27.296
5 -	28.353	38.405	26.295	1:33.053 (1)	81.25		09:58:00.349
6 -	28.483	38.754	27.875	1:35.112	79.49	2.059	09:59:35.461
7 -	28.581	39.821	28.673	1:37.075	77.88	4.022	10:01:12.536
8 -	28.653	38.544	26.575	1:33.772 (2)	80.62	0.719	10:02:46.308
9 -	28.527	39.270	26.822	1:34.619 (3)	79.90	1.566	10:04:20.927

P10 73 EP3 Daniel MACDONALD		Honda Civic EP3 - BSR - Ben Sharpe Racing					
IDEAL LAP TIME : 1:33.697		BEST LAP TIME : 1:33.837		DIFFERENCE : 0.140			
LAP	SECTOR 1	SECTOR 2	SECTOR 3	LAP TIME	MPH	DIFF	TIME OF DAY
1 -		45.290	29.633				09:51:24.793
2 -	31.577	42.753	28.280	1:42.610	73.68	8.773	09:53:07.403
3 -	30.481	40.792	27.310	1:38.583	76.69	4.746	09:54:45.986
4 -	30.332	39.557	26.669	1:36.558	78.30	2.721	09:56:22.544
5 -	29.322	40.582	27.151	1:37.055	77.90	3.218	09:57:59.599
6 -	28.793	38.836	26.365	1:33.994 D	80.43	0.157	09:59:33.593
7 -	28.633	39.123	26.350	1:34.106 (2)	80.34	0.269	10:01:07.699
8 -	28.628	39.018	27.162	1:34.808 (3)	79.74	0.971	10:02:42.507
9 -	28.650	38.719	26.468	1:33.837 (1)	80.57		10:04:16.344

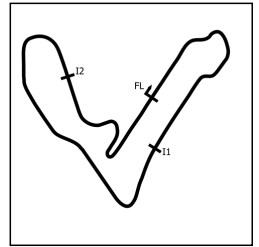
P11 12 EP3 Spencer STEVENSON		Honda Civic EP3 - BSR - Ben Sharpe Racing					
IDEAL LAP TIME : 1:32.736		BEST LAP TIME : 1:33.896		DIFFERENCE : 1.160			
LAP	SECTOR 1	SECTOR 2	SECTOR 3	LAP TIME	MPH	DIFF	TIME OF DAY
1 -		45.098	28.753				09:51:21.664
2 -	30.969	41.658	27.384	1:40.044 D	75.59	6.115	09:53:01.675
3 -	29.854	40.222	27.006	1:37.082 D	77.87	3.186	09:54:38.757
4 -	29.151	39.409	26.464	1:35.024 (3)	79.56	1.128	09:56:13.781
5 -	28.623	38.999	26.274	1:33.896 (1)	80.52		09:57:47.677
6 -	28.411	39.046	26.746	1:34.203 (2)	80.25	0.307	09:59:21.880
7 -	28.453	38.370	26.181	1:33.004 D	81.29		10:00:54.884
8 -	28.355	38.281	26.100	1:32.736 D	81.52		10:02:27.620
9 -	31.249	39.698	31.280	1:42.227 D	73.95	8.331	10:04:09.847
10 -	30.126	44.915	IN PIT	1:41.764 P	74.29	7.868	10:05:51.611

P12 322 EP3 Jamie PETERS		Honda Civic EP3 - Team Petters Racing					
IDEAL LAP TIME : 1:33.765		BEST LAP TIME : 1:33.971		DIFFERENCE : 0.206			
LAP	SECTOR 1	SECTOR 2	SECTOR 3	LAP TIME	MPH	DIFF	TIME OF DAY
1 -		44.025	29.949				09:51:51.834
2 -	30.730	39.867	27.480	1:38.077	77.08	4.106	09:53:29.911
3 -	29.951	39.899	28.387	1:38.237	76.96	4.266	09:55:08.148
4 -	29.338	40.194	27.012	1:36.544	78.31	2.573	09:56:44.692
5 -	28.814	39.216	26.776	1:34.806 (3)	79.74	0.835	09:58:19.498
6 -	28.721	38.734	26.516	1:33.971 (1)	80.45		09:59:53.469
7 -	28.968	38.528	26.555	1:34.051 (2)	80.38	0.080	10:01:27.520
8 -	33.494	48.836	34.186	1:56.516	64.88	22.545	10:03:24.036
9 -	29.352	38.716	32.820	1:40.888	74.94	6.917	10:05:04.924

BRSCC TCR UK Race Weekend - Croft - 13th/14th July 2024

Milltek Sport Civic Cup Championship

QUALIFYING - RACE 2 - SECTOR ANALYSIS



SECTOR 1 = FL to I1, SECTOR 2 = I1 to I2, SECTOR 3 = I2 to FL, DIFF = Difference To Personal Best Lap, P = Crossed Finish Line in Pit Lane, D = Time Disallowed

P13 92 FN2 Wesley SWAIN		Honda Civic FN2 - Pro Alloys Racing					
IDEAL LAP TIME : 1:33.978		BEST LAP TIME : 1:33.978		DIFFERENCE : 0.000			
LAP	SECTOR 1	SECTOR 2	SECTOR 3	LAP TIME	MPH	DIFF	TIME OF DAY
1 -		44.425	28.673				09:51:06.660
2 -	31.184	42.050	28.049	1:41.283 D	74.64	7.305	09:52:47.943
3 -	29.828	40.186	27.464	1:37.478	77.56	3.500	09:54:25.421
4 -	29.147	39.440	27.155	1:35.742	78.96	1.764	09:56:01.163
5 -	28.860	39.231	26.744	1:34.835	79.72	0.857	09:57:35.998
6 -	28.721	39.299	26.584	1:34.604 (3)	79.91	0.626	09:59:10.602
7 -	28.717	38.829	26.432	1:33.978 (1)	80.45		10:00:44.580
8 -	28.822	38.991	26.626	1:34.439 (2)	80.05	0.461	10:02:19.019
9 -	28.803	39.064	26.929	1:34.796	79.75	0.818	10:03:53.815
10 -	28.867	39.415	27.145	1:35.427	79.22	1.449	10:05:29.242

P14 19 EP3 Jack RUDELL		Honda Civic EP3 - MJB Motorsport					
IDEAL LAP TIME : 1:34.098		BEST LAP TIME : 1:34.122		DIFFERENCE : 0.024			
LAP	SECTOR 1	SECTOR 2	SECTOR 3	LAP TIME	MPH	DIFF	TIME OF DAY
1 -		46.734	29.683				09:51:29.249
2 -	33.369	46.098	27.295	1:46.762	70.81	12.640	09:53:16.011
3 -	29.942	41.355	26.701	1:37.998	77.15	3.876	09:54:54.009
4 -	29.801	40.176	26.807	1:36.784	78.11	2.662	09:56:30.793
5 -	29.172	39.106	26.627	1:34.905 (3)	79.66	0.783	09:58:05.698
6 -	28.804	39.559	26.418	1:34.781 (2)	79.76	0.659	09:59:40.479
7 -	28.828	38.911	26.383	1:34.122 (1)	80.32		10:01:14.601
8 -	32.560	44.095	28.661	1:45.316	71.78	11.194	10:02:59.917
9 -	29.518	40.613	27.996	1:38.127	77.04	4.005	10:04:38.044

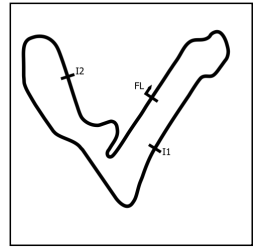
P15 66 FN2 Dave MARSHALL		Honda Civic FN2 - DMR With Ka Car Sales					
IDEAL LAP TIME : 1:32.937		BEST LAP TIME : 1:34.584		DIFFERENCE : 1.647			
LAP	SECTOR 1	SECTOR 2	SECTOR 3	LAP TIME	MPH	DIFF	TIME OF DAY
1 -		45.047	29.484				09:51:52.956
2 -	32.476	42.410	27.944	1:42.830 (2)	73.52	8.246	09:53:35.786
3 -	33.397	43.558	31.217	1:48.172 (3)	69.89	13.588	09:55:23.958
4 -	29.247	38.732	26.605	1:34.584 (1)	79.93		09:56:58.542
5 -	28.448	38.416	26.213	1:33.077 D	81.22		09:58:31.619
6 -	28.473	38.276	26.353	1:33.102 D	81.20		10:00:04.721
7 -	28.564	38.319	IN PIT	1:33.492 P	80.86		10:01:38.213
8 -	OUTLAP	39.129	28.206	2:54.192	43.40	1:19.608	10:04:32.405

P16 98 EP3 Jordan BRENNAN		Honda Civic EP3 - One Day Motorsport					
IDEAL LAP TIME : 1:34.489		BEST LAP TIME : 1:34.756		DIFFERENCE : 0.267			
LAP	SECTOR 1	SECTOR 2	SECTOR 3	LAP TIME	MPH	DIFF	TIME OF DAY
1 -		47.790	30.903				09:51:53.973
2 -	32.785	44.972	27.975	1:45.732	71.50	10.976	09:53:39.705
3 -	30.316	41.066	26.808	1:38.190	76.99	3.434	09:55:17.895
4 -	29.204	40.015	26.749	1:35.968	78.78	1.212	09:56:53.863
5 -	29.142	39.561	26.567	1:35.270 (2)	79.35	0.514	09:58:29.133
6 -	29.016	39.473	28.761	1:37.250	77.74	2.494	10:00:06.383
7 -	29.271	39.247	26.864	1:35.382 (3)	79.26	0.626	10:01:41.765
8 -	28.968	39.260	27.436	1:35.664	79.03	0.908	10:03:17.429
9 -	28.834	39.088	26.834	1:34.756 (1)	79.79		10:04:52.185

BRSCC TCR UK Race Weekend - Croft - 13th/14th July 2024

Milltek Sport Civic Cup Championship

QUALIFYING - RACE 2 - SECTOR ANALYSIS



SECTOR 1 = FL to I1, SECTOR 2 = I1 to I2, SECTOR 3 = I2 to FL, DIFF = Difference To Personal Best Lap, P = Crossed Finish Line in Pit Lane, D = Time Disallowed

P17 333 FN2 Harry ENGLAND		Honda Civic FN2 - Pro Alloys Racing					
IDEAL LAP TIME : 1:34.671		BEST LAP TIME : 1:35.120		DIFFERENCE : 0.449			
LAP	SECTOR 1	SECTOR 2	SECTOR 3	LAP TIME	MPH	DIFF	TIME OF DAY
1 -		44.263	28.185				09:51:31.392
2 -	31.014	41.757	27.743	1:40.514 D	75.21	5.394	09:53:11.906
3 -	30.515	40.694	27.382	1:38.591	76.68	3.471	09:54:50.497
4 -	31.483	39.640	26.946	1:38.069	77.09	2.949	09:56:28.566
5 -	29.167	39.076	26.747	1:34.990 D	79.59		09:58:03.556
6 -	29.008	38.985	27.127	1:35.120 (1)	79.48		09:59:38.676
7 -	28.939	39.037	27.457	1:35.433 (2)	79.22	0.313	10:01:14.109
8 -	29.555	39.442	27.105	1:36.102 (3)	78.67	0.982	10:02:50.211
9 -	29.241	39.627	27.950	1:36.818	78.09	1.698	10:04:27.029

P18 70 EP3 Owen HILLMAN		Honda Civic EP3 - Pro Alloys Racing					
IDEAL LAP TIME : 1:34.953		BEST LAP TIME : 1:35.152		DIFFERENCE : 0.199			
LAP	SECTOR 1	SECTOR 2	SECTOR 3	LAP TIME	MPH	DIFF	TIME OF DAY
1 -		48.375	29.414				09:51:44.389
2 -	32.661	43.336	27.845	1:43.842 D	72.80	8.690	09:53:28.231
3 -	30.778	43.454	28.882	1:43.114	73.32	7.962	09:55:11.345
4 -	30.432	40.392	26.970	1:37.794	77.31	2.642	09:56:49.139
5 -	29.450	39.821	26.686	1:35.957 (3)	78.79	0.805	09:58:25.096
6 -	29.278	39.328	26.754	1:35.360 (2)	79.28	0.208	10:00:00.456
7 -	29.164	39.435	26.553	1:35.152 (1)	79.45		10:01:35.608
8 -	29.072	39.739	IN PIT	1:35.674 P	79.02	0.522	10:03:11.282

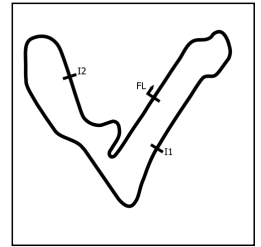
P19 46 EP3 (G) Nick CHARLIER		Honda Civic EP3 - Kinetic Motorsport					
IDEAL LAP TIME : 1:35.247		BEST LAP TIME : 1:35.247		DIFFERENCE : 0.000			
LAP	SECTOR 1	SECTOR 2	SECTOR 3	LAP TIME	MPH	DIFF	TIME OF DAY
1 -		46.266	30.722				09:52:04.237
2 -	31.689	50.979	28.793	1:51.461	67.83	16.214	09:53:55.698
3 -	30.403	41.473	28.171	1:40.047	75.57	4.800	09:55:35.745
4 -	30.207	40.295	27.524	1:38.026 (3)	77.12	2.779	09:57:13.771
5 -	29.146	39.664	IN PIT	1:35.973 P	78.77	0.726	09:58:49.744
6 -	OUTLAP	42.711	28.439	3:19.866	37.82	1:44.619	10:02:09.610
7 -	28.978	40.049	27.512	1:36.539 (2)	78.31	1.292	10:03:46.149
8 -	28.894	38.885	27.468	1:35.247 (1)	79.37		10:05:21.396

P20 51 EP3 (G) David BUKY		Honda Civic EP3 - Kinetic Motorsport					
IDEAL LAP TIME :		BEST LAP TIME : 1:35.741		DIFFERENCE :			
LAP	SECTOR 1	SECTOR 2	SECTOR 3	LAP TIME	MPH	DIFF	TIME OF DAY
1 -							09:52:09.061
2 -				1:43.311	73.18	7.570	09:53:52.372
3 -				1:39.036 (3)	76.34	3.295	09:55:31.408
4 -				1:41.457	74.52	5.716	09:57:12.865
5 -			IN PIT	1:49.119 P	69.28	13.378	09:59:01.984
6 -				3:04.524	40.97	1:28.783	10:02:06.509
7 -				1:35.741 (1)	78.96		10:03:42.250
8 -				1:36.847 (2)	78.06	1.106	10:05:19.097

BRSCC TCR UK Race Weekend - Croft - 13th/14th July 2024

Milltek Sport Civic Cup Championship

QUALIFYING - RACE 2 - SECTOR ANALYSIS



SECTOR 1 = FL to I1, SECTOR 2 = I1 to I2, SECTOR 3 = I2 to FL, DIFF = Difference To Personal Best Lap, P = Crossed Finish Line in Pit Lane, D = Time Disallowed

P21 25 EP3 William BUTT		Honda Civic EP3 - Privateer					
IDEAL LAP TIME : 1:35.717		BEST LAP TIME : 1:36.253		DIFFERENCE : 0.536			
LAP	SECTOR 1	SECTOR 2	SECTOR 3	LAP TIME	MPH	DIFF	TIME OF DAY
1 -		47.893	28.989				09:51:41.409
2 -	32.429	44.303	28.147	1:44.879	72.08	8.626	09:53:26.288
3 -	31.274	41.516	27.447	1:40.237	75.42	3.984	09:55:06.525
4 -	30.345	40.834	27.807	1:38.986	76.38	2.733	09:56:45.511
5 -	29.628	39.628	27.215	1:36.471 (3)	78.37	0.218	09:58:21.982
6 -	29.548	39.933	26.829	1:36.310 (2)	78.50	0.057	09:59:58.292
7 -	29.461	39.737	27.055	1:36.253 (1)	78.54		10:01:34.545
8 -	29.260	39.690	27.182	1:36.132 D	78.64		10:03:10.677
9 -	31.414	40.376	27.562	1:39.352	76.09	3.099	10:04:50.029

P22 21 EP3 Trevor McCONNELL		Honda Civic EP3 - McConnell Motorsport					
IDEAL LAP TIME : 1:36.225		BEST LAP TIME : 1:36.598		DIFFERENCE : 0.373			
LAP	SECTOR 1	SECTOR 2	SECTOR 3	LAP TIME	MPH	DIFF	TIME OF DAY
1 -		48.296	29.376				09:51:59.020
2 -	32.813	44.723	28.283	1:45.819	71.44	9.221	09:53:44.839
3 -	31.672	44.134	27.612	1:43.418	73.10	6.820	09:55:28.257
4 -	30.087	40.913	27.587	1:38.587	76.68	1.989	09:57:06.844
5 -	30.504	40.743	27.516	1:38.763	76.55	2.165	09:58:45.607
6 -	29.626	40.100	26.872	1:36.598 (1)	78.26		10:00:22.205
7 -	29.490	39.863	27.539	1:36.892 (2)	78.03	0.294	10:01:59.097
8 -	29.559	40.173	28.153	1:37.885 (3)	77.23	1.287	10:03:36.982
9 -	29.659	40.733	27.588	1:37.980	77.16	1.382	10:05:14.962

P23 37 EP3 Josh BROMLEY		Honda Civic EP3 - Bromley Motorsport with AMW Motorsport					
IDEAL LAP TIME : 1:36.184		BEST LAP TIME : 1:36.730		DIFFERENCE : 0.546			
LAP	SECTOR 1	SECTOR 2	SECTOR 3	LAP TIME	MPH	DIFF	TIME OF DAY
1 -		46.039	28.398				09:52:02.102
2 -	30.832	42.445	27.397	1:40.674 (3)	75.10	3.944	09:53:42.776
3 -	30.359	40.605	27.426	1:38.390 (2)	76.84	1.660	09:55:21.166
4 -	29.562	39.870	27.298	1:36.730 (1)	78.16		09:56:57.896
5 -	32.763	48.133	IN PIT	1:47.802 P	70.13	11.072	09:58:45.698
6 -	OUTLAP	40.341	26.752	6:01.714	20.90	4:24.984	10:04:47.412

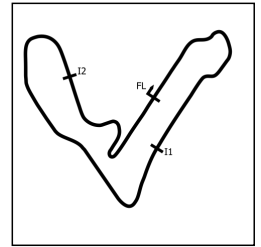
P24 64 EP3 Aydan HASSAN		Honda Civic EP3 - Pro Alloys Racing					
IDEAL LAP TIME : 1:37.750		BEST LAP TIME : 1:37.777		DIFFERENCE : 0.027			
LAP	SECTOR 1	SECTOR 2	SECTOR 3	LAP TIME	MPH	DIFF	TIME OF DAY
1 -		46.343	30.692				09:51:23.212
2 -	32.569	44.494	31.760	1:48.823 D	69.47	11.046	09:53:12.035
3 -	33.065	43.900	29.859	1:46.824	70.77	9.047	09:54:58.859
4 -	31.437	42.037	28.559	1:42.033	74.09	4.256	09:56:40.892
5 -	30.583	41.172	28.132	1:39.887	75.69	2.110	09:58:20.779
6 -	29.868	41.924	28.484	1:40.276	75.39	2.499	10:00:01.055
7 -	29.895	40.249	27.633	1:37.777 (1)	77.32		10:01:38.832
8 -	30.123	40.522	27.715	1:38.360 (2)	76.86	0.583	10:03:17.192
9 -	30.819	40.523	28.055	1:39.397 (3)	76.06	1.620	10:04:56.589

P25 74 EP3 Anthony GANNON		Honda Civic EP3 - Detail Care Care Racing					
IDEAL LAP TIME : 1:38.364		BEST LAP TIME : 1:38.425		DIFFERENCE : 0.061			
LAP	SECTOR 1	SECTOR 2	SECTOR 3	LAP TIME	MPH	DIFF	TIME OF DAY
1 -		50.079	32.147				09:51:50.970
2 -	35.036	45.784	29.415	1:50.235	68.58	11.810	09:53:41.205
3 -	32.317	43.449	29.426	1:45.192	71.87	6.767	09:55:26.397
4 -	30.769	41.283	27.705	1:39.757 (3)	75.79	1.332	09:57:06.154
5 -	31.467	41.657	IN PIT	1:38.947 P	76.41	0.522	09:58:45.101
6 -	OUTLAP	42.984	28.690	3:04.717	40.93	1:26.292	10:01:49.818
7 -	30.405	40.990	27.438	1:38.833 (2)	76.49	0.408	10:03:28.651
8 -	30.025	40.901	27.499	1:38.425 (1)	76.81		10:05:07.076

BRSCC TCR UK Race Weekend - Croft - 13th/14th July 2024

Milltek Sport Civic Cup Championship

QUALIFYING - RACE 2 - SECTOR ANALYSIS



SECTOR 1 = FL to I1, SECTOR 2 = I1 to I2, SECTOR 3 = I2 to FL, DIFF = Difference To Personal Best Lap, P = Crossed Finish Line in Pit Lane, D = Time Disallowed

P26	495	FN2	Mark HUGHES	Honda Civic FN2 - DMR With Ka Car Sales			
IDEAL LAP TIME : 1:38.777		BEST LAP TIME : 1:38.777		DIFFERENCE : 0.000			

LAP	SECTOR 1	SECTOR 2	SECTOR 3	LAP TIME	MPH	DIFF	TIME OF DAY
1 -		53.372	33.183				09:52:15.206
2 -	33.340	45.455	28.679	1:47.474	70.34	8.697	09:54:02.680
3 -	31.914	43.433	27.904	1:43.251	73.22	4.474	09:55:45.931
4 -	31.247	47.664	37.156	1:56.067	65.14	17.290	09:57:41.998
5 -	30.987	43.035	27.593	1:41.615 (2)	74.40	2.838	09:59:23.613
6 -	32.035	45.787	31.816	1:49.638	68.95	10.861	10:01:13.251
7 -	30.115	41.256	27.406	1:38.777 (1)	76.54		10:02:52.028
8 -	30.296	43.872	28.585	1:42.753 (3)	73.58	3.976	10:04:34.781

P27	727	EP3	Jackson WHITE	Honda Civic EP3 - Jackson White Racing			
IDEAL LAP TIME : 1:38.949		BEST LAP TIME : 1:39.070		DIFFERENCE : 0.121			

LAP	SECTOR 1	SECTOR 2	SECTOR 3	LAP TIME	MPH	DIFF	TIME OF DAY
1 -		50.835	30.899				09:51:55.656
2 -	33.610	46.152	28.805	1:48.567	69.64	9.497	09:53:44.223
3 -	32.048	44.890	28.131	1:45.069	71.95	5.999	09:55:29.292
4 -	35.987	44.540	28.227	1:48.754	69.52	9.684	09:57:18.046
5 -	31.341	42.980	29.287	1:43.608	72.97	4.538	09:59:01.654
6 -	30.824	42.576	28.119	1:41.519	74.47	2.449	10:00:43.173
7 -	30.174	41.689	27.207	1:39.070 (1)	76.31		10:02:22.243
8 -	30.332	41.950	27.492	1:39.774 (2)	75.77	0.704	10:04:02.017
9 -	30.626	41.568	27.872	1:40.066 (3)	75.55	0.996	10:05:42.083

P28	76	EP3	Simon WELCH	Honda Civic EP3 - Team Squelch			
IDEAL LAP TIME : 1:39.343		BEST LAP TIME : 1:39.925		DIFFERENCE : 0.582			

LAP	SECTOR 1	SECTOR 2	SECTOR 3	LAP TIME	MPH	DIFF	TIME OF DAY
1 -		56.016	31.498				09:52:12.263
2 -	34.604	48.525	29.698	1:52.827	67.01	12.902	09:54:05.090
3 -	33.507	45.163	29.065	1:47.735	70.17	7.810	09:55:52.825
4 -	33.089	45.677	28.353	1:47.119	70.58	7.194	09:57:39.944
5 -	31.029	42.630	27.834	1:41.493 (3)	74.49	1.568	09:59:21.437
6 -	31.147	43.295	28.589	1:43.031	73.38	3.106	10:01:04.468
7 -	30.114	42.172	27.639	1:39.925 (1)	75.66		10:02:44.393
8 -	30.189	41.590	28.285	1:40.064 (2)	75.55	0.139	10:04:24.457

BRSCC TCR UK Race Weekend - Croft - 13th/14th July 2024

Milltek Sport Civic Cup Championship

QUALIFYING - RACE 2 - BEST SECTORS

SECTOR 1			SECTOR 2			SECTOR 3			IDEAL / BEST COMPARISON						
POS	NO	NAME	TIME	NO	NAME	TIME	NO	NAME	TIME	POS	NO	NAME	IDEAL	BEST	DIFF
													PERFECT LAP	1:31.753	
1	1	EDMUNDSON	27.886	38	KENT	37.899	1	EDMUNDSON	25.968	1	1	EDMUNDSON	1:31.817	1:31.885	0.068
2	62	McGILL	27.996	99	FILES	37.943	54	CATON	26.033	2	54	CATON	1:32.234	1:32.292	0.058
3	38	KENT	28.072	1	EDMUNDSON	37.963	12	STEVENSON	26.100	3	62	McGILL	1:32.243	1:32.421	0.178
4	54	CATON	28.152	54	CATON	38.049	99	FILES	26.162	4	99	FILES	1:32.331	1:32.450	0.119
5	22	KIRKPATRICK	28.176	62	McGILL	38.051	22	KIRKPATRICK	26.180	5	38	KENT	1:32.349	1:32.642	0.293
6	99	FILES	28.226	66	MARSHALL	38.276	62	McGILL	26.196	6	22	KIRKPATRICK	1:32.652	1:32.735	0.083
7	97	KITE	28.312	12	STEVENSON	38.281	66	MARSHALL	26.213	7	12	STEVENSON	1:32.736	1:33.896	1.160
8	45	CAMP	28.353	22	KIRKPATRICK	38.296	97	KITE	26.274	8	66	MARSHALL	1:32.937	1:34.584	1.647
9	12	STEVENSON	28.355	97	KITE	38.352	45	CAMP	26.295	9	97	KITE	1:32.938	1:33.024	0.086
10	66	MARSHALL	28.448	45	CAMP	38.405	73	MACDONALD	26.350	10	45	CAMP	1:33.053	1:33.053	0.000
11	73	MACDONALD	28.628	322	PETTERS	38.528	38	KENT	26.378	11	73	MACDONALD	1:33.697	1:33.837	0.140
12	92	SWAIN	28.717	73	MACDONALD	38.719	19	RUDELL	26.383	12	322	PETTERS	1:33.765	1:33.971	0.206
13	322	PETTERS	28.721	92	SWAIN	38.829	92	SWAIN	26.432	13	92	SWAIN	1:33.978	1:33.978	0.000
14	19	RUDELL	28.804	46	CHARLIER	38.885	322	PETTERS	26.516	14	19	RUDELL	1:34.098	1:34.122	0.024
15	98	BRENNAN	28.834	19	RUDELL	38.911	70	HILLMAN	26.553	15	98	BRENNAN	1:34.489	1:34.756	0.267
16	46	CHARLIER	28.894	333	ENGLAND	38.985	98	BRENNAN	26.567	16	333	ENGLAND	1:34.671	1:35.120	0.449
17	333	ENGLAND	28.939	98	BRENNAN	39.088	333	ENGLAND	26.747	17	70	HILLMAN	1:34.953	1:35.152	0.199
18	70	HILLMAN	29.072	70	HILLMAN	39.328	37	BROMLEY	26.752	18	46	CHARLIER	1:35.247	1:35.247	0.000
19	25	BUTT	29.260	25	BUTT	39.628	25	BUTT	26.829	19	25	BUTT	1:35.717	1:36.253	0.536
20	21	McCONNELL	29.490	21	McCONNELL	39.863	21	McCONNELL	26.872	20	37	BROMLEY	1:36.184	1:36.730	0.546
21	37	BROMLEY	29.562	37	BROMLEY	39.870	727	WHITE	27.207	21	21	McCONNELL	1:36.225	1:36.598	0.373
22	64	HASSAN	29.868	64	HASSAN	40.249	495	HUGHES	27.406	22	64	HASSAN	1:37.750	1:37.777	0.027
23	74	GANNON	30.025	74	GANNON	40.901	74	GANNON	27.438	23	74	GANNON	1:38.364	1:38.425	0.061
24	76	WELCH	30.114	495	HUGHES	41.256	46	CHARLIER	27.468	24	495	HUGHES	1:38.777	1:38.777	0.000
25	495	HUGHES	30.115	727	WHITE	41.568	64	HASSAN	27.633	25	727	WHITE	1:38.949	1:39.070	0.121
26	727	WHITE	30.174	76	WELCH	41.590	76	WELCH	27.639	26	76	WELCH	1:39.343	1:39.925	0.582
27										27	42	REDFORD		1:32.990	
28										28	51	BUKY		1:35.741	

BRSCC TCR UK Race Weekend - Croft - 13th/14th July 2024

Milltek Sport Civic Cup Championship

QUALIFYING - RACE 2 - STATISTICS

Competitors Started	28
Planned Start	2024-07-13 @ 09:55:00.000
Actual Start	2024-07-13 @ 09:49:13.037
Finish Time	2024-07-13 @ 10:04:15.744
Track Length	2.1001mi.
Total Laps	251
Total Distance Covered	527.1432mi.

Session Fastest Lap History

NO	CL	NAME	LAP TIME	TIME OF DAY	LAP	VEHICLE
97	EP3	Alex KITE	1:39.208	09:52:41.209	2	Honda Civic EP3
38	EP3	Lewis KENT	1:38.515	09:52:45.984	2	Honda Civic EP3
1	EP3	Max EDMUNDSON	1:37.848	09:52:47.443	2	Honda Civic EP3
97	EP3	Alex KITE	1:35.530	09:54:16.739	3	Honda Civic EP3
38	EP3	Lewis KENT	1:35.362	09:54:21.346	3	Honda Civic EP3
1	EP3	Max EDMUNDSON	1:34.664	09:54:22.107	3	Honda Civic EP3
62	EP3	Liam McGILL	1:34.388	09:54:27.493	3	Honda Civic EP3
97	EP3	Alex KITE	1:33.658	09:55:50.398	4	Honda Civic EP3
38	EP3	Lewis KENT	1:33.323	09:55:54.670	4	Honda Civic EP3
1	EP3	Max EDMUNDSON	1:32.705	09:55:54.712	4	Honda Civic EP3
1	EP3	Max EDMUNDSON	1:32.259	09:57:27.070	5	Honda Civic EP3
1	EP3	Max EDMUNDSON	1:32.194	09:58:59.264	6	Honda Civic EP3
1	EP3	Max EDMUNDSON	1:31.885	10:00:31.148	7	Honda Civic EP3

Flag History

TYPE	TIME OF DAY
GREEN	09:49:13.037
FINISH	10:04:15.744

Flag Statistics

TYPE	COUNT	TOTAL LAPS	TOTAL TIME
Green	1	10	17:25.199
Red	0	0	0.000
Safety Car	0	0	0.000
FCY	0	0	0.000

BRSCC TCR UK Race Weekend - Croft - 13th/14th July 2024

Milltek Sport Civic Cup Championship

QUALIFYING - RACE 2 - STATISTICS

CLASS : EP3

21 Starters

Fastest Lap History

NO	NAME	LAP TIME	TIME OF DAY	LAP	VEHICLE
97	Alex KITE	1:39.208	09:52:41.209	2	Honda Civic EP3
38	Lewis KENT	1:38.515	09:52:45.984	2	Honda Civic EP3
1	Max EDMUNDSON	1:37.848	09:52:47.443	2	Honda Civic EP3
97	Alex KITE	1:35.530	09:54:16.739	3	Honda Civic EP3
38	Lewis KENT	1:35.362	09:54:21.346	3	Honda Civic EP3
1	Max EDMUNDSON	1:34.664	09:54:22.107	3	Honda Civic EP3
62	Liam McGILL	1:34.388	09:54:27.493	3	Honda Civic EP3
97	Alex KITE	1:33.658	09:55:50.398	4	Honda Civic EP3
38	Lewis KENT	1:33.323	09:55:54.670	4	Honda Civic EP3
1	Max EDMUNDSON	1:32.705	09:55:54.712	4	Honda Civic EP3
1	Max EDMUNDSON	1:32.259	09:57:27.070	5	Honda Civic EP3
1	Max EDMUNDSON	1:32.194	09:58:59.264	6	Honda Civic EP3
1	Max EDMUNDSON	1:31.885	10:00:31.148	7	Honda Civic EP3

BRSCC TCR UK Race Weekend - Croft - 13th/14th July 2024

Milltek Sport Civic Cup Championship

QUALIFYING - RACE 2 - STATISTICS

CLASS : FN2

5 Starters

Fastest Lap History

NO	NAME	LAP TIME	TIME OF DAY	LAP	VEHICLE
45	Alistair CAMP	1:39.028	09:53:14.393	2	Honda Civic FN2
92	Wesley SWAIN	1:37.478	09:54:25.441	3	Honda Civic FN2
45	Alistair CAMP	1:37.351	09:54:51.744	3	Honda Civic FN2
92	Wesley SWAIN	1:35.742	09:56:01.183	4	Honda Civic FN2
45	Alistair CAMP	1:35.577	09:56:27.321	4	Honda Civic FN2
66	Dave MARSHALL	1:34.584	09:56:58.556	4	Honda Civic FN2
45	Alistair CAMP	1:33.053	09:58:00.373	5	Honda Civic FN2

BRSCC TCR UK Race Weekend - Croft - 13th/14th July 2024

Milltek Sport Civic Cup Championship

QUALIFYING - RACE 2 - STATISTICS

CLASS : EP3 (G)

2 Starters

Fastest Lap History

NO	NAME	LAP TIME	TIME OF DAY	LAP	VEHICLE
51	David BUKY	1:43.311	09:53:52.372	2	Honda Civic EP3
51	David BUKY	1:39.036	09:55:31.408	3	Honda Civic EP3
46	Nick CHARLIER	1:38.026	09:57:13.792	4	Honda Civic EP3
51	David BUKY	1:35.741	10:03:42.250	7	Honda Civic EP3
46	Nick CHARLIER	1:35.247	10:05:21.416	8	Honda Civic EP3

BRSCC TCR UK Race Weekend - Croft - 13th/14th July 2024

Milltek Sport Civic Cup Championship

RACE 2 - GRID (15 minutes)



ROW 14	27	1:39.070	727 Jackson WHITE	28	1:39.925	76 Simon WELCH
ROW 13	25	1:38.425	74 Anthony GANNON	26	1:38.777	495 Mark HUGHES
ROW 12	23	1:36.730	37 Josh BROMLEY	24	1:37.777	64 Aydan HASSAN
ROW 11	21	1:36.253	25 William BUTT	22	1:36.598	21 Trevor McCONNELL
ROW 10	19	1:35.247	46 Nick CHARLIER	20	1:35.741	51 David BUKY
ROW 9	17	1:35.120	333 Harry ENGLAND	18	1:35.152	70 Owen HILLMAN
ROW 8	15	1:34.584	66 Dave MARSHALL	16	1:34.756	98 Jordan BRENNAN
ROW 7	13	1:33.978	92 Wesley SWAIN	14	1:34.122	19 Jack RUDELL
ROW 6	11	1:33.896	12 Spencer STEVENSON	12	1:33.971	322 Jamie PETERS
ROW 5	9	1:33.053	45 Alistair CAMP	10	1:33.837	73 Daniel MACDONALD
ROW 4	7	1:32.990	42 Will REDFORD	8	1:33.024	97 Alex KITE
ROW 3	5	1:32.642	38 Lewis KENT	6	1:32.735	22 Sam KIRKPATRICK
ROW 2	3	1:32.421	62 Liam McGILL	4	1:32.450	99 Josh FILES
ROW 1	1	1:31.885	1 Max EDMUNDSON	2	1:32.292	54 Harvey CATON
Pole						

These results are provisional until the conclusion of any judicial and technical matters.

Croft: 2.1001 miles

Clerk Of Course: Andrew Roberts	Stewards:	Timekeeper: Richard Evans	
---------------------------------	-----------	---------------------------	--

Results can be found at www.tsl-timing.com

Printed - 10:09 Saturday, 13 July 2024



BRSCC TCR UK Race Weekend - Croft - 13th/14th July 2024

Milltek Sport Civic Cup Championship

RACE 2 - CLASSIFICATION

Race Distance: 6 Laps / 12.60 miles



POS	NO	CL	PIC	NAME	ENTRY	LAPS	TIME	GAP	DIFF	MPH	BEST	ON	GRD	↑↓
1	1	EP3	1	Max EDMUNDSON	Honda Civic EP3 - AREA Motorsport	6	9:57.478			75.92	1:33.665	6	1	0
2	99	EP3	2	Josh FILES	Honda Civic EP3 - AREA Motorsport	6	9:59.197	1.719	1.719	75.70	1:34.512	6	4	2
3	62	EP3	3	Liam MCGILL	Honda Civic EP3 - AREA Motorsport	6	10:00.264	2.786	1.067	75.57	1:33.942	6	3	0
4	54	EP3	4	Harvey CATON	Honda Civic EP3 - AREA Motorsport	6	10:01.440	3.962	1.176	75.42	1:34.816	6	2	-2
5	38	EP3	5	Lewis KENT	Honda Civic EP3 - AREA Motorsport	6	10:01.959	4.481	0.519	75.36	1:34.356	6	5	0
6	22	EP3	6	Sam KIRKPATRICK	Honda Civic EP3 - AREA Motorsport	6	10:03.151	5.673	1.192	75.21	1:34.268	6	6	0
7	42	EP3	7	Will REDFORD	Honda Civic EP3 - BSR - Ben Sharpe Racing	6	10:04.788	7.310	1.637	75.00	1:34.810	6	7	0
8	66	FN2	1	Dave MARSHALL	Honda Civic FN2 - DMR With Ka Car Sales	6	10:05.180	7.702	0.392	74.95	1:34.894	6	15	7
9	45	FN2	2	Alistair CAMP	Honda Civic FN2 - AREA Motorsport	6	10:05.935	8.457	0.755	74.86	1:35.198	6	9	0
10	322	EP3	8	Jamie PETTERS	Honda Civic EP3 - Team Petters Racing	6	10:06.575	9.097	0.640	74.78	1:34.999	6	12	2
11	73	EP3	9	Daniel MACDONALD	Honda Civic EP3 - BSR - Ben Sharpe Racing	6	10:08.703	11.225	2.128	74.52	1:35.758	6	10	-1
12	12	EP3	10	Spencer STEVENSON	Honda Civic EP3 - BSR - Ben Sharpe Racing	6	10:10.593	13.115	1.890	74.29	1:35.766	6	11	-1
13	92	FN2	3	Wesley SWAIN	Honda Civic FN2 - Pro Alloys Racing	6	10:11.423	13.945	0.830	74.19	1:36.101	6	13	0
14	19	EP3	11	Jack RUDELLE	Honda Civic EP3 - MJB Motorsport	6	10:11.944	14.466	0.521	74.13	1:36.147	6	14	0
15	37	EP3	12	Josh BROMLEY	Honda Civic EP3 - Bromley Motorsport with AMW Motorsport	6	10:12.420	14.942	0.476	74.07	1:35.761	6	23	8
16	51	EP3 (G)	1	David BUKY	Honda Civic EP3 - Kinetic Motorsport	6	10:15.092	17.614	2.672	73.75	1:36.697	6	20	4
17	70	EP3	13	Owen HILLMAN	Honda Civic EP3 - Pro Alloys Racing	6	10:16.532	19.054	1.440	73.57	1:37.578	6	18	1
18	333	FN2	4	Harry ENGLAND	Honda Civic FN2 - Pro Alloys Racing	6	10:24.268	26.790	7.736	72.66	1:38.451	6	17	-1
19	21	EP3	14	Trevor McCONNELL	Honda Civic EP3 - McConnell Motorsport	6	10:27.724	30.246	3.456	72.26	1:37.983	6	22	3
20	98	EP3	15	Jordan BRENNAN	Honda Civic EP3 - One Day Motorsport	6	10:31.347	33.869	3.623	71.85	1:37.681	6	16	-4
21	64	EP3	16	Aydan HASSAN	Honda Civic EP3 - Pro Alloys Racing	6	10:34.625	37.147	3.278	71.48	1:40.583	5	24	3
22	495	FN2	5	Mark HUGHES	Honda Civic FN2 - DMR With Ka Car Sales	6	10:36.750	39.272	2.125	71.24	1:39.286	6	26	4
23	76	EP3	17	Simon WELCH	Honda Civic EP3 - Team Squelch	6	10:41.804	44.326	5.054	70.68	1:39.933	6	28	5
24	727	EP3	18	Jackson WHITE	Honda Civic EP3 - Jackson White Racing	5	10:44.716	1 Lap	1 Lap	58.63	1:41.678	5	27	3

NOT CLASSIFIED

DNF	97	EP3		Alex KITE	Honda Civic EP3 - Pro Alloys Racing	6	10:02.342	4.864	0.000	75.31	1:34.416	6	8	
DNF	74	EP3		Anthony GANNON	Honda Civic EP3 - Detail Care Care Racing	4	9:31.438	2 Laps	2 Laps	52.92	1:47.839	2	25	
DNF	25	EP3		William BUTT	Honda Civic EP3 - Privateer	3	5:24.096	3 Laps	1 Lap	69.98	1:43.534	2	21	
DNF	46	EP3 (G)		Nick CHARLIER	Honda Civic EP3 - Kinetic Motorsport	0							19	

FASTEST LAP

1	EP3	Max EDMUNDSON	Honda Civic EP3 - AREA Motorsport	6	1:33.665	80.71 mph	129.90 kph
66	FN2	Dave MARSHALL	Honda Civic FN2 - DMR With Ka Car Sales	6	1:34.894	79.67 mph	128.22 kph
51	EP3 (G)	David BUKY	Honda Civic EP3 - Kinetic Motorsport	6	1:36.697	78.18 mph	125.83 kph

Red Flag (end of session): 14:06

Weather / Track : Cloudy / Damp

Date: 13/07/2024 Start: 13:53 Finish: 14:03

These results are provisional until the conclusion of any judicial and technical matters.

Croft: 2.1001 miles

Clerk Of Course: <i>Andrew Roberts</i>	Stewards:	Timekeeper: <i>Richard Evans</i>	
---	-----------	-------------------------------------	--

Results can be found at www.tsl-timing.com

Printed - 14:13 Saturday, 13 July 2024



BRSCC TCR UK Race Weekend - Croft - 13th/14th July 2024

Milltek Sport Civic Cup Championship

RACE 2 - RED FLAG STOP - INFORMATION SHEET

Race Distance: 7 Laps / 14.70 miles



POS	NO	CL	PIC	NAME	ENTRY	LAPS	TIME	GAP	DIFF	MPH	BEST	ON	GRD	↑↓
1	1	EP3	1	Max EDMUNDSON	Honda Civic EP3 - AREA Motorsport	7	11:30.631			76.63	1:33.153	7	1	0
2	99	EP3	2	Josh FILES	Honda Civic EP3 - AREA Motorsport	7	11:33.053	2.422	2.422	76.36	1:33.856	7	4	2
3	62	EP3	3	Liam MCGILL	Honda Civic EP3 - AREA Motorsport	7	11:34.782	4.151	1.729	76.17	1:33.942	6	3	0
4	54	EP3	4	Harvey CATON	Honda Civic EP3 - AREA Motorsport	7	11:35.420	4.789	0.638	76.10	1:33.980	7	2	-2
5	38	EP3	5	Lewis KENT	Honda Civic EP3 - AREA Motorsport	7	11:35.838	5.207	0.418	76.05	1:33.879	7	5	0
6	97	EP3	6	Alex KITE	Honda Civic EP3 - Pro Alloys Racing	7	11:36.364	5.733	0.526	76.00	1:34.022	7	8	2
7	22	EP3	7	Sam KIRKPATRICK	Honda Civic EP3 - AREA Motorsport	7	11:37.151	6.520	0.787	75.91	1:34.000	7	6	-1
8	42	EP3	8	Will REDFORD	Honda Civic EP3 - BSR - Ben Sharpe Racing	7	11:39.164	8.533	2.013	75.69	1:34.376	7	7	-1
9	66	FN2	1	Dave MARSHALL	Honda Civic FN2 - DMR With Ka Car Sales	7	11:39.964	9.333	0.800	75.61	1:34.784	7	15	6
10	45	FN2	2	Alistair CAMP	Honda Civic FN2 - AREA Motorsport	7	11:40.747	10.116	0.783	75.52	1:34.812	7	9	-1
11	322	EP3	9	Jamie PETTERS	Honda Civic EP3 - Team Petters Racing	7	11:41.292	10.661	0.545	75.46	1:34.717	7	12	1
12	73	EP3	10	Daniel MACDONALD	Honda Civic EP3 - BSR - Ben Sharpe Racing	7	11:43.898	13.267	2.606	75.18	1:35.195	7	10	-2
13	12	EP3	11	Spencer STEVENSON	Honda Civic EP3 - BSR - Ben Sharpe Racing	7	11:45.751	15.120	1.853	74.99	1:35.158	7	11	-2
14	92	FN2	3	Wesley SWAIN	Honda Civic FN2 - Pro Alloys Racing	7	11:46.726	16.095	0.975	74.88	1:35.303	7	13	-1
15	19	EP3	12	Jack RUDELL	Honda Civic EP3 - MJB Motorsport	7	11:47.175	16.544	0.449	74.83	1:35.231	7	14	-1
16	37	EP3	13	Josh BROMLEY	Honda Civic EP3 - Bromley Motorsport with AMW Motorsport	7	11:47.683	17.052	0.508	74.78	1:35.263	7	23	7
17	51	EP3 (G)	1	David BUKY	Honda Civic EP3 - Kinetic Motorsport	7	11:52.018	21.387	4.335	74.33	1:36.697	6	20	3
18	70	EP3	14	Owen HILLMAN	Honda Civic EP3 - Pro Alloys Racing	7	11:54.290	23.659	2.272	74.09	1:37.578	6	18	0
19	333	FN2	4	Harry ENGLAND	Honda Civic FN2 - Pro Alloys Racing	7	12:00.888	30.257	6.598	73.41	1:36.620	7	17	-2
20	21	EP3	15	Trevor McCONNELL	Honda Civic EP3 - McConnell Motorsport	7	12:05.241	34.610	4.353	72.97	1:37.517	7	22	2
21	98	EP3	16	Jordan BRENNAN	Honda Civic EP3 - One Day Motorsport	7	12:07.633	37.002	2.392	72.73	1:36.286	7	16	-5
22	64	EP3	17	Aydan HASSAN	Honda Civic EP3 - Pro Alloys Racing	7	12:13.541	42.910	5.908	72.14	1:38.916	7	24	2
23	495	FN2	5	Mark HUGHES	Honda Civic FN2 - DMR With Ka Car Sales	7	12:15.742	45.111	2.201	71.93	1:38.992	7	26	3
24	76	EP3	18	Simon WELCH	Honda Civic EP3 - Team Squelch	7	12:21.037	50.406	5.295	71.41	1:39.233	7	28	4
25	727	EP3	19	Jackson WHITE	Honda Civic EP3 - Jackson White Racing	6	12:25.621	1 Lap	1 Lap	60.84	1:40.905	6	27	2
26	74	EP3	20	Anthony GANNON	Honda Civic EP3 - Detail Care Care Racing	4	9:31.438	3 Laps	2 Laps	52.92	1:47.839	2	25	-1
27	25	EP3	21	William BUTT	Honda Civic EP3 - Privateer	3	5:24.096	4 Laps	1 Lap	69.98	1:43.534	2	21	-6
28	46	EP3 (G)	2	Nick CHARLIER	Honda Civic EP3 - Kinetic Motorsport	0							19	-9

FASTEST LAP

1	EP3	Max EDMUNDSON	Honda Civic EP3 - AREA Motorsport	7	1:33.153	81.16 mph	130.61 kph
66	FN2	Dave MARSHALL	Honda Civic FN2 - DMR With Ka Car Sales	7	1:34.784	79.76 mph	128.37 kph
51	EP3 (G)	David BUKY	Honda Civic EP3 - Kinetic Motorsport	6	1:36.697	78.18 mph	125.83 kph

Red Flag (end of session): 14:06

Weather / Track : Cloudy / Damp

These results are provisional until the conclusion of any judicial and technical matters.

Date: 13/07/2024 Start: 13:53 Finish: 14:06

Croft: 2.1001 miles

Clerk Of Course: Andrew Roberts	Stewards:	Timekeeper: Richard Evans	
---------------------------------	-----------	---------------------------	--

Results can be found at www.tsl-timing.com

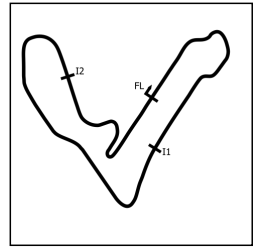
Printed - 14:19 Saturday, 13 July 2024



BRSCC TCR UK Race Weekend - Croft - 13th/14th July 2024

Milltek Sport Civic Cup Championship

RACE 2 - SECTOR ANALYSIS



SECTOR 1 = FL to I1, SECTOR 2 = I1 to I2, SECTOR 3 = I2 to FL, DIFF = Difference To Personal Best Lap, P = Crossed Finish Line in Pit Lane, D = Time Disallowed

P1		1 EP3		Max EDMUNDSON		Honda Civic EP3 - AREA Motorsport	
IDEAL LAP TIME : 1:33.665		BEST LAP TIME : 1:33.665		DIFFERENCE : 0.000			
LAP	SECTOR 1	SECTOR 2	SECTOR 3	LAP TIME	MPH	DIFF	TIME OF DAY
1 -		42.407	28.208	1:47.699	70.20	14.034	13:55:39.846
2 -	36.345	42.318	27.685	1:46.348	71.09	12.683	13:57:26.194
3 -	30.641	41.510	27.929	1:40.080	75.54	6.415	13:59:06.274
4 -	29.805	39.282	26.590	1:35.677 (3)	79.02	2.012	14:00:41.951
5 -	28.613	38.938	26.458	1:34.009 (2)	80.42	0.344	14:02:15.960
6 -	28.521	38.776	26.368	1:33.665 (1)	80.71		14:03:49.625

P2		99 EP3		Josh FILES		Honda Civic EP3 - AREA Motorsport	
IDEAL LAP TIME : 1:34.269		BEST LAP TIME : 1:34.512		DIFFERENCE : 0.243			
LAP	SECTOR 1	SECTOR 2	SECTOR 3	LAP TIME	MPH	DIFF	TIME OF DAY
1 -		42.664	28.699	1:51.474	67.82	16.962	13:55:43.621
2 -	31.329	42.594	28.052	1:41.975	74.14	7.463	13:57:25.596
3 -	30.842	41.391	27.488	1:39.721	75.81	5.209	13:59:05.317
4 -	29.933	39.687	26.967	1:36.587 (3)	78.27	2.075	14:00:41.904
5 -	29.514	38.838	26.576	1:34.928 (2)	79.64	0.416	14:02:16.832
6 -	29.143	38.550	26.819	1:34.512 (1)	79.99		14:03:51.344

P3		62 EP3		Liam MCGILL		Honda Civic EP3 - AREA Motorsport	
IDEAL LAP TIME : 1:33.942		BEST LAP TIME : 1:33.942		DIFFERENCE : 0.000			
LAP	SECTOR 1	SECTOR 2	SECTOR 3	LAP TIME	MPH	DIFF	TIME OF DAY
1 -		44.267	28.529	1:50.828	68.21	16.886	13:55:42.975
2 -	31.390	43.002	28.369	1:42.761	73.57	8.819	13:57:25.736
3 -	30.941	41.915	27.566	1:40.422	75.28	6.480	13:59:06.158
4 -	29.672	40.538	27.001	1:37.211 (3)	77.77	3.269	14:00:43.369
5 -	29.356	38.900	26.844	1:35.100 (2)	79.50	1.158	14:02:18.469
6 -	29.086	38.431	26.425	1:33.942 (1)	80.48		14:03:52.411

P4		54 EP3		Harvey CATON		Honda Civic EP3 - AREA Motorsport	
IDEAL LAP TIME : 1:34.816		BEST LAP TIME : 1:34.816		DIFFERENCE : 0.000			
LAP	SECTOR 1	SECTOR 2	SECTOR 3	LAP TIME	MPH	DIFF	TIME OF DAY
1 -		42.972	28.444	1:51.666	67.70	16.850	13:55:43.813
2 -	31.459	42.855	28.501	1:42.815	73.53	7.999	13:57:26.628
3 -	30.819	41.439	27.935	1:40.193	75.46	5.377	13:59:06.821
4 -	29.980	39.972	26.846	1:36.798 (3)	78.10	1.982	14:00:43.619
5 -	29.452	39.091	26.609	1:35.152 (2)	79.45	0.336	14:02:18.771
6 -	29.314	39.078	26.424	1:34.816 (1)	79.73		14:03:53.587

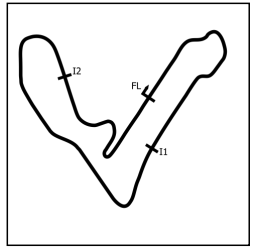
P5		38 EP3		Lewis KENT		Honda Civic EP3 - AREA Motorsport	
IDEAL LAP TIME : 1:34.356		BEST LAP TIME : 1:34.356		DIFFERENCE : 0.000			
LAP	SECTOR 1	SECTOR 2	SECTOR 3	LAP TIME	MPH	DIFF	TIME OF DAY
1 -		42.720	28.748	1:50.624	68.34	16.268	13:55:42.771
2 -	31.945	42.332	28.287	1:42.564	73.71	8.208	13:57:25.335
3 -	30.825	41.996	27.932	1:40.753	75.04	6.397	13:59:06.088
4 -	31.035	39.939	26.943	1:37.917 (3)	77.21	3.561	14:00:44.005
5 -	29.342	39.053	27.350	1:35.745 (2)	78.96	1.389	14:02:19.750
6 -	28.997	38.722	26.637	1:34.356 (1)	80.12		14:03:54.106

P6		22 EP3		Sam KIRKPATRICK		Honda Civic EP3 - AREA Motorsport	
IDEAL LAP TIME : 1:34.268		BEST LAP TIME : 1:34.268		DIFFERENCE : 0.000			
LAP	SECTOR 1	SECTOR 2	SECTOR 3	LAP TIME	MPH	DIFF	TIME OF DAY
1 -		44.705	28.682	1:53.944	66.35	19.676	13:55:46.091
2 -	31.207	42.359	28.836	1:42.402	73.83	8.134	13:57:28.493
3 -	30.609	41.632	27.559	1:39.800	75.75	5.532	13:59:08.293
4 -	29.775	40.451	27.250	1:37.476 (3)	77.56	3.208	14:00:45.769
5 -	29.376	39.095	26.790	1:35.261 (2)	79.36	0.993	14:02:21.030
6 -	29.008	38.744	26.516	1:34.268 (1)	80.20		14:03:55.298

BRSCC TCR UK Race Weekend - Croft - 13th/14th July 2024

Milltek Sport Civic Cup Championship

RACE 2 - SECTOR ANALYSIS



SECTOR 1 = FL to I1, SECTOR 2 = I1 to I2, SECTOR 3 = I2 to FL, DIFF = Difference To Personal Best Lap, P = Crossed Finish Line in Pit Lane, D = Time Disallowed

P7 42 EP3 Will REDFORD		Honda Civic EP3 - BSR - Ben Sharpe Racing					
IDEAL LAP TIME : 1:34.810		BEST LAP TIME : 1:34.810		DIFFERENCE : 0.000			
LAP	SECTOR 1	SECTOR 2	SECTOR 3	LAP TIME	MPH	DIFF	TIME OF DAY
1 -		43.730	28.396	1:52.783	67.03	17.973	13:55:44.930
2 -	31.421	42.731	27.569	1:41.721	74.32	6.911	13:57:26.651
3 -	31.375	41.808	27.333	1:40.516	75.21	5.706	13:59:07.167
4 -	30.168	41.401	27.303	1:38.872 (3)	76.46	4.062	14:00:46.039
5 -	29.536	39.485	27.065	1:36.086 (2)	78.68	1.276	14:02:22.125
6 -	29.027	39.183	26.600	1:34.810 (1)	79.74		14:03:56.935

P8 66 FN2 Dave MARSHALL		Honda Civic FN2 - DMR With Ka Car Sales					
IDEAL LAP TIME : 1:34.894		BEST LAP TIME : 1:34.894		DIFFERENCE : 0.000			
LAP	SECTOR 1	SECTOR 2	SECTOR 3	LAP TIME	MPH	DIFF	TIME OF DAY
1 -		45.011	28.590	1:54.625	65.95	19.731	13:55:46.772
2 -	30.931	42.104	28.902	1:41.937	74.16	7.043	13:57:28.709
3 -	30.614	41.638	27.779	1:40.031	75.58	5.137	13:59:08.740
4 -	29.778	40.367	27.692	1:37.837 (3)	77.27	2.943	14:00:46.577
5 -	29.511	39.175	27.170	1:35.856 (2)	78.87	0.962	14:02:22.433
6 -	29.226	38.936	26.732	1:34.894 (1)	79.67		14:03:57.327

P9 45 FN2 Alistair CAMP		Honda Civic FN2 - AREA Motorsport					
IDEAL LAP TIME : 1:34.784		BEST LAP TIME : 1:35.198		DIFFERENCE : 0.414			
LAP	SECTOR 1	SECTOR 2	SECTOR 3	LAP TIME	MPH	DIFF	TIME OF DAY
1 -		43.225	28.607	1:52.346	67.29	17.148	13:55:44.493
2 -	31.248	43.600	27.911	1:42.759	73.57	7.561	13:57:27.252
3 -	32.392	42.829	27.349	1:42.570	73.71	7.372	13:59:09.822
4 -	29.852	40.141	27.817	1:37.810 (3)	77.29	2.612	14:00:47.632
5 -	29.569	39.072	26.611	1:35.252 (2)	79.37	0.054	14:02:22.884
6 -	29.326	38.847	27.025	1:35.198 (1)	79.41		14:03:58.082

P10 322 EP3 Jamie PETTERS		Honda Civic EP3 - Team Petters Racing					
IDEAL LAP TIME : 1:34.987		BEST LAP TIME : 1:34.999		DIFFERENCE : 0.012			
LAP	SECTOR 1	SECTOR 2	SECTOR 3	LAP TIME	MPH	DIFF	TIME OF DAY
1 -		44.904	29.100	1:56.786	64.73	21.787	13:55:48.933
2 -	31.204	41.609	28.159	1:40.972	74.87	5.973	13:57:29.905
3 -	30.237	42.503	27.654	1:40.394	75.30	5.395	13:59:10.299
4 -	29.772	40.200	27.786	1:37.758 (3)	77.34	2.759	14:00:48.057
5 -	29.558	39.072	27.036	1:35.666 (2)	79.03	0.667	14:02:23.723
6 -	29.116	38.835	27.048	1:34.999 (1)	79.58		14:03:58.722

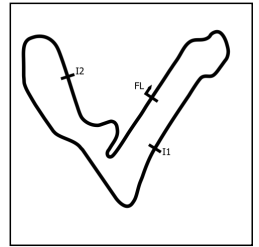
P11 73 EP3 Daniel MACDONALD		Honda Civic EP3 - BSR - Ben Sharpe Racing					
IDEAL LAP TIME : 1:35.758		BEST LAP TIME : 1:35.758		DIFFERENCE : 0.000			
LAP	SECTOR 1	SECTOR 2	SECTOR 3	LAP TIME	MPH	DIFF	TIME OF DAY
1 -		45.022	29.766	1:56.174	65.08	20.416	13:55:48.321
2 -	31.133	42.648	28.335	1:42.116	74.03	6.358	13:57:30.437
3 -	30.553	41.991	28.026	1:40.570	75.17	4.812	13:59:11.007
4 -	29.673	40.230	27.667	1:37.570 (3)	77.48	1.812	14:00:48.577
5 -	29.473	39.968	27.074	1:36.515 (2)	78.33	0.757	14:02:25.092
6 -	29.246	39.583	26.929	1:35.758 (1)	78.95		14:04:00.850

P12 12 EP3 Spencer STEVENSON		Honda Civic EP3 - BSR - Ben Sharpe Racing					
IDEAL LAP TIME : 1:35.766		BEST LAP TIME : 1:35.766		DIFFERENCE : 0.000			
LAP	SECTOR 1	SECTOR 2	SECTOR 3	LAP TIME	MPH	DIFF	TIME OF DAY
1 -		44.295	28.573	1:55.065	65.70	19.299	13:55:47.212
2 -	31.685	42.020	28.002	1:41.707	74.33	5.941	13:57:28.919
3 -	30.901	42.020	27.495	1:40.416	75.29	4.650	13:59:09.335
4 -	29.964	40.303	27.492	1:37.759 (2)	77.33	1.993	14:00:47.094
5 -	31.775	41.100	27.005	1:39.880 (3)	75.69	4.114	14:02:26.974
6 -	29.498	39.596	26.672	1:35.766 (1)	78.94		14:04:02.740

BRSCC TCR UK Race Weekend - Croft - 13th/14th July 2024

Milltek Sport Civic Cup Championship

RACE 2 - SECTOR ANALYSIS



SECTOR 1 = FL to I1, SECTOR 2 = I1 to I2, SECTOR 3 = I2 to FL, DIFF = Difference To Personal Best Lap, P = Crossed Finish Line in Pit Lane, D = Time Disallowed

P13 92 FN2 Wesley SWAIN		Honda Civic FN2 - Pro Alloys Racing					
IDEAL LAP TIME : 1:36.101		BEST LAP TIME : 1:36.101		DIFFERENCE : 0.000			
LAP	SECTOR 1	SECTOR 2	SECTOR 3	LAP TIME	MPH	DIFF	TIME OF DAY
1 -		44.309	29.084	1:55.901	65.23	19.800	13:55:48.048
2 -	31.261	42.159	28.599	1:42.019	74.10	5.918	13:57:30.067
3 -	31.488	42.095	27.924	1:41.507	74.48	5.406	13:59:11.574
4 -	30.335	40.128	27.224	1:37.687 (2)	77.39	1.586	14:00:49.261
5 -	29.789	41.271	27.148	1:38.208 (3)	76.98	2.107	14:02:27.469
6 -	29.602	39.685	26.814	1:36.101 (1)	78.67		14:04:03.570

P14 19 EP3 Jack RUDELL		Honda Civic EP3 - MJB Motorsport					
IDEAL LAP TIME : 1:36.147		BEST LAP TIME : 1:36.147		DIFFERENCE : 0.000			
LAP	SECTOR 1	SECTOR 2	SECTOR 3	LAP TIME	MPH	DIFF	TIME OF DAY
1 -		45.130	28.817	1:56.645	64.81	20.498	13:55:48.792
2 -	31.742	42.457	28.020	1:42.219	73.96	6.072	13:57:31.011
3 -	30.674	41.733	28.299	1:40.706	75.07	4.559	13:59:11.717
4 -	30.493	41.037	26.928	1:38.458 (3)	76.79	2.311	14:00:50.175
5 -	29.824	40.779	27.166	1:37.769 (2)	77.33	1.622	14:02:27.944
6 -	29.363	39.886	26.898	1:36.147 (1)	78.63		14:04:04.091

P15 37 EP3 Josh BROMLEY		Honda Civic EP3 - Bromley Motorsport with AMW Motorsport					
IDEAL LAP TIME : 1:35.669		BEST LAP TIME : 1:35.761		DIFFERENCE : 0.092			
LAP	SECTOR 1	SECTOR 2	SECTOR 3	LAP TIME	MPH	DIFF	TIME OF DAY
1 -		44.848	28.723	1:57.858	64.15	22.097	13:55:50.005
2 -	32.449	42.442	27.854	1:42.745	73.58	6.984	13:57:32.750
3 -	30.376	41.323	27.933	1:39.632	75.88	3.871	13:59:12.382
4 -	30.485	41.401	27.152	1:39.038 (3)	76.34	3.277	14:00:51.420
5 -	29.413	40.448	27.525	1:37.386 (2)	77.63	1.625	14:02:28.806
6 -	29.505	39.487	26.769	1:35.761 (1)	78.95		14:04:04.567

P16 51 EP3 (G) David BUKY		Honda Civic EP3 - Kinetic Motorsport					
IDEAL LAP TIME : 1:36.697		BEST LAP TIME : 1:36.697		DIFFERENCE : 0.000			
LAP	SECTOR 1	SECTOR 2	SECTOR 3	LAP TIME	MPH	DIFF	TIME OF DAY
1 -		45.658	29.010	1:58.711	63.68	22.014	13:55:50.858
2 -	31.883	42.389	28.226	1:42.498	73.76	5.801	13:57:33.356
3 -	30.646	42.033	27.764	1:40.443	75.27	3.746	13:59:13.799
4 -	30.089	40.868	27.458	1:38.415 (3)	76.82	1.718	14:00:52.214
5 -	29.843	40.746	27.739	1:38.328 (2)	76.89	1.631	14:02:30.542
6 -	29.825	39.958	26.914	1:36.697 (1)	78.18		14:04:07.239

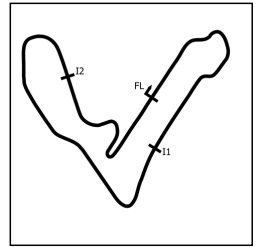
P17 70 EP3 Owen HILLMAN		Honda Civic EP3 - Pro Alloys Racing					
IDEAL LAP TIME : 1:37.436		BEST LAP TIME : 1:37.578		DIFFERENCE : 0.142			
LAP	SECTOR 1	SECTOR 2	SECTOR 3	LAP TIME	MPH	DIFF	TIME OF DAY
1 -		46.043	29.266	1:59.289	63.38	21.711	13:55:51.436
2 -	31.790	42.824	28.395	1:43.009	73.39	5.431	13:57:34.445
3 -	31.181	41.798	27.546	1:40.525	75.21	2.947	13:59:14.970
4 -	30.393	40.650	27.292	1:38.335 (3)	76.88	0.757	14:00:53.305
5 -	30.039	40.201	27.556	1:37.796 (2)	77.31	0.218	14:02:31.101
6 -	30.037	40.343	27.198	1:37.578 (1)	77.48		14:04:08.679

P18 333 FN2 Harry ENGLAND		Honda Civic FN2 - Pro Alloys Racing					
IDEAL LAP TIME : 1:37.331		BEST LAP TIME : 1:38.451		DIFFERENCE : 1.120			
LAP	SECTOR 1	SECTOR 2	SECTOR 3	LAP TIME	MPH	DIFF	TIME OF DAY
1 -		44.844	29.077	1:57.525	64.33	19.074	13:55:49.672
2 -	31.848	42.378	27.793	1:42.019	74.10	3.568	13:57:31.691
3 -	30.666	41.795	28.003	1:40.464 (3)	75.25	2.013	13:59:12.155
4 -	30.477	41.079	27.572	1:39.128 (2)	76.27	0.677	14:00:51.283
5 -	30.526	39.731	36.424	1:46.681	70.87	8.230	14:02:37.964
6 -	31.015	40.313	27.123	1:38.451 (1)	76.79		14:04:16.415

BRSCC TCR UK Race Weekend - Croft - 13th/14th July 2024

Milltek Sport Civic Cup Championship

RACE 2 - SECTOR ANALYSIS



SECTOR 1 = FL to I1, SECTOR 2 = I1 to I2, SECTOR 3 = I2 to FL, DIFF = Difference To Personal Best Lap, P = Crossed Finish Line in Pit Lane, D = Time Disallowed

P19 21 EP3 Trevor McCONNELL		Honda Civic EP3 - McConnell Motorsport					
IDEAL LAP TIME : 1:37.983		BEST LAP TIME : 1:37.983		DIFFERENCE : 0.000			
LAP	SECTOR 1	SECTOR 2	SECTOR 3	LAP TIME	MPH	DIFF	TIME OF DAY
1 -		45.330	29.527	2:00.527	62.72	22.544	13:55:52.674
2 -	32.210	42.917	28.296	1:43.423	73.10	5.440	13:57:36.097
3 -	31.364	41.498	31.209	1:44.071	72.64	6.088	13:59:20.168
4 -	32.448	42.120	27.892	1:42.460 (3)	73.79	4.477	14:01:02.628
5 -	30.450	41.245	27.565	1:39.260 (2)	76.16	1.277	14:02:41.888
6 -	30.128	40.550	27.305	1:37.983 (1)	77.16		14:04:19.871

P20 98 EP3 Jordan BRENNAN		Honda Civic EP3 - One Day Motorsport					
IDEAL LAP TIME : 1:37.357		BEST LAP TIME : 1:37.681		DIFFERENCE : 0.324			
LAP	SECTOR 1	SECTOR 2	SECTOR 3	LAP TIME	MPH	DIFF	TIME OF DAY
1 -		45.151	29.201	1:57.304	64.45	19.623	13:55:49.451
2 -	43.684	44.560	28.765	1:57.009	64.61	19.328	13:57:46.460
3 -	31.862	42.339	27.388	1:41.589	74.42	3.908	13:59:28.049
4 -	30.241	41.115	27.491	1:38.847 (2)	76.48	1.166	14:01:06.896
5 -	29.900	40.704	28.313	1:38.917 (3)	76.43	1.236	14:02:45.813
6 -	30.224	40.336	27.121	1:37.681 (1)	77.40		14:04:23.494

P21 64 EP3 Aydan HASSAN		Honda Civic EP3 - Pro Alloys Racing					
IDEAL LAP TIME : 1:40.583		BEST LAP TIME : 1:40.583		DIFFERENCE : 0.000			
LAP	SECTOR 1	SECTOR 2	SECTOR 3	LAP TIME	MPH	DIFF	TIME OF DAY
1 -		44.660	30.176	2:03.026	61.45	22.443	13:55:55.173
2 -	32.225	43.437	29.348	1:45.010	71.99	4.427	13:57:40.183
3 -	31.910	42.986	28.340	1:43.236	73.23	2.653	13:59:23.419
4 -	30.914	42.361	28.227	1:41.502 (3)	74.48	0.919	14:01:04.921
5 -	30.868	41.498	28.217	1:40.583 (1)	75.16		14:02:45.504
6 -	31.476	41.545	28.247	1:41.268 (2)	74.65	0.685	14:04:26.772

P22 495 FN2 Mark HUGHES		Honda Civic FN2 - DMR With Ka Car Sales					
IDEAL LAP TIME : 1:39.286		BEST LAP TIME : 1:39.286		DIFFERENCE : 0.000			
LAP	SECTOR 1	SECTOR 2	SECTOR 3	LAP TIME	MPH	DIFF	TIME OF DAY
1 -		45.801	29.652	2:01.959	61.99	22.673	13:55:54.106
2 -	32.317	44.135	28.937	1:45.389	71.74	6.103	13:57:39.495
3 -	32.259	44.572	28.813	1:45.644	71.56	6.358	13:59:25.139
4 -	31.551	43.505	28.442	1:43.498 (3)	73.05	4.212	14:01:08.637
5 -	31.216	42.142	27.616	1:40.974 (2)	74.87	1.688	14:02:49.611
6 -	30.491	41.255	27.540	1:39.286 (1)	76.14		14:04:28.897

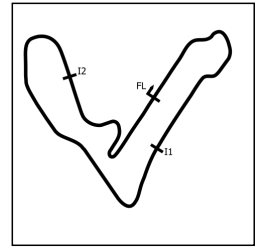
P23 76 EP3 Simon WELCH		Honda Civic EP3 - Team Squelch					
IDEAL LAP TIME : 1:39.885		BEST LAP TIME : 1:39.933		DIFFERENCE : 0.048			
LAP	SECTOR 1	SECTOR 2	SECTOR 3	LAP TIME	MPH	DIFF	TIME OF DAY
1 -		46.045	31.060	2:07.285	59.39	27.352	13:55:59.432
2 -	33.005	43.784	29.590	1:46.379	71.07	6.446	13:57:45.811
3 -	31.869	43.882	28.787	1:44.538	72.32	4.605	13:59:30.349
4 -	31.269	42.711	28.528	1:42.508 (3)	73.75	2.575	14:01:12.857
5 -	30.372	42.566	28.223	1:41.161 (2)	74.73	1.228	14:02:54.018
6 -	30.420	41.623	27.890	1:39.933 (1)	75.65		14:04:33.951

P24 727 EP3 Jackson WHITE		Honda Civic EP3 - Jackson White Racing					
IDEAL LAP TIME : 1:41.678		BEST LAP TIME : 1:41.678		DIFFERENCE : 0.000			
LAP	SECTOR 1	SECTOR 2	SECTOR 3	LAP TIME	MPH	DIFF	TIME OF DAY
1 -		45.718	IN PIT	2:24.367 P	52.37	42.689	13:56:16.514
2 -	OUTLAP	51.245	32.448	3:03.192	41.27	1:21.514	13:59:19.706
3 -	33.234	44.922	31.036	1:49.192 (3)	69.24	7.514	14:01:08.898
4 -	32.429	43.454	30.404	1:46.287 (2)	71.13	4.609	14:02:55.185
5 -	31.122	42.255	28.301	1:41.678 (1)	74.35		14:04:36.863

BRSCC TCR UK Race Weekend - Croft - 13th/14th July 2024

Milltek Sport Civic Cup Championship

RACE 2 - SECTOR ANALYSIS



SECTOR 1 = FL to I1, SECTOR 2 = I1 to I2, SECTOR 3 = I2 to FL, DIFF = Difference To Personal Best Lap, P = Crossed Finish Line in Pit Lane, D = Time Disallowed

P25 97 EP3 Alex KITE		Honda Civic EP3 - Pro Alloys Racing					
IDEAL LAP TIME : 1:34.416		BEST LAP TIME : 1:34.416		DIFFERENCE : 0.000			
LAP	SECTOR 1	SECTOR 2	SECTOR 3	LAP TIME	MPH	DIFF	TIME OF DAY
1 -		44.824	28.531	1:54.162	66.22	19.746	13:55:46.309
2 -	31.139	42.054	28.717	1:41.910	74.18	7.494	13:57:28.219
3 -	30.543	41.316	27.420	1:39.279	76.15	4.863	13:59:07.498
4 -	30.080	40.266	26.750	1:37.096 (3)	77.86	2.680	14:00:44.594
5 -	29.133	39.210	27.136	1:35.479 (2)	79.18	1.063	14:02:20.073
6 -	29.071	38.702	26.643	1:34.416 (1)	80.07		14:03:54.489

P26 74 EP3 Anthony GANNON		Honda Civic EP3 - Detail Care Care Racing					
IDEAL LAP TIME : 1:47.099		BEST LAP TIME : 1:47.839		DIFFERENCE : 0.740			
LAP	SECTOR 1	SECTOR 2	SECTOR 3	LAP TIME	MPH	DIFF	TIME OF DAY
1 -		45.782	30.227	2:05.175 (2)	60.40	17.336	13:55:57.322
2 -	32.945	44.739	30.155	1:47.839 (1)	70.11		13:57:45.161
3 -	32.205	51.339	IN PIT	1:57.955 P	64.09	10.116	13:59:43.116
4 -	OUTLAP	50.299	IN PIT	3:40.469 P	34.29	1:52.630	14:03:23.585

P27 25 EP3 William BUTT		Honda Civic EP3 - Privateer					
IDEAL LAP TIME : 1:41.192		BEST LAP TIME : 1:43.534		DIFFERENCE : 2.342			
LAP	SECTOR 1	SECTOR 2	SECTOR 3	LAP TIME	MPH	DIFF	TIME OF DAY
1 -		45.637	29.058	1:59.674 (2)	63.17	16.140	13:55:51.821
2 -	31.686	43.131	28.717	1:43.534 (1)	73.02		13:57:35.355
3 -	30.749	41.726	IN PIT	1:40.888 P	74.94		13:59:16.243

BRSCC TCR UK Race Weekend - Croft - 13th/14th July 2024

Milltek Sport Civic Cup Championship

RACE 2 - BEST SECTORS

SECTOR 1			SECTOR 2			SECTOR 3			IDEAL / BEST COMPARISON						
POS	NO	NAME	TIME	NO	NAME	TIME	NO	NAME	TIME	POS	NO	NAME	IDEAL	BEST	DIFF
													PERFECT LAP	1:33.320	
1	1	EDMUNDSON	28.521	62	McGILL	38.431	1	EDMUNDSON	26.368	1	1	EDMUNDSON	1:33.665	1:33.665	0.000
2	38	KENT	28.997	99	FILES	38.550	54	CATON	26.424	2	62	McGILL	1:33.942	1:33.942	0.000
3	22	KIRKPATRICK	29.008	97	KITE	38.702	62	McGILL	26.425	3	22	KIRKPATRICK	1:34.268	1:34.268	0.000
4	42	REDFORD	29.027	38	KENT	38.722	22	KIRKPATRICK	26.516	4	99	FILES	1:34.269	1:34.512	0.243
5	97	KITE	29.071	22	KIRKPATRICK	38.744	99	FILES	26.576	5	38	KENT	1:34.356	1:34.356	0.000
6	62	McGILL	29.086	1	EDMUNDSON	38.776	42	REDFORD	26.600	6	97	KITE	1:34.416	1:34.416	0.000
7	322	PETTERS	29.116	322	PETTERS	38.835	45	CAMP	26.611	7	45	CAMP	1:34.784	1:35.198	0.414
8	99	FILES	29.143	45	CAMP	38.847	38	KENT	26.637	8	42	REDFORD	1:34.810	1:34.810	0.000
9	66	MARSHALL	29.226	66	MARSHALL	38.936	97	KITE	26.643	9	54	CATON	1:34.816	1:34.816	0.000
10	73	MACDONALD	29.246	54	CATON	39.078	12	STEVENSON	26.672	10	66	MARSHALL	1:34.894	1:34.894	0.000
11	54	CATON	29.314	42	REDFORD	39.183	66	MARSHALL	26.732	11	322	PETTERS	1:34.987	1:34.999	0.012
12	45	CAMP	29.326	37	BROMLEY	39.487	37	BROMLEY	26.769	12	37	BROMLEY	1:35.669	1:35.761	0.092
13	19	RUDELLE	29.363	73	MACDONALD	39.583	92	SWAIN	26.814	13	73	MACDONALD	1:35.758	1:35.758	0.000
14	37	BROMLEY	29.413	12	STEVENSON	39.596	19	RUDELLE	26.898	14	12	STEVENSON	1:35.766	1:35.766	0.000
15	12	STEVENSON	29.498	92	SWAIN	39.685	51	BUKY	26.914	15	92	SWAIN	1:36.101	1:36.101	0.000
16	92	SWAIN	29.602	333	ENGLAND	39.731	73	MACDONALD	26.929	16	19	RUDELLE	1:36.147	1:36.147	0.000
17	51	BUKY	29.825	19	RUDELLE	39.886	322	PETTERS	27.036	17	51	BUKY	1:36.697	1:36.697	0.000
18	98	BRENNAN	29.900	51	BUKY	39.958	98	BRENNAN	27.121	18	333	ENGLAND	1:37.331	1:38.451	1.120
19	70	HILLMAN	30.037	70	HILLMAN	40.201	333	ENGLAND	27.123	19	98	BRENNAN	1:37.357	1:37.681	0.324
20	21	McCONNELL	30.128	98	BRENNAN	40.336	70	HILLMAN	27.198	20	70	HILLMAN	1:37.436	1:37.578	0.142
21	76	WELCH	30.372	21	McCONNELL	40.550	21	McCONNELL	27.305	21	21	McCONNELL	1:37.983	1:37.983	0.000
22	333	ENGLAND	30.477	495	HUGHES	41.255	495	HUGHES	27.540	22	495	HUGHES	1:39.286	1:39.286	0.000
23	495	HUGHES	30.491	64	HASSAN	41.498	76	WELCH	27.890	23	76	WELCH	1:39.885	1:39.933	0.048
24	25	BUTT	30.749	76	WELCH	41.623	64	HASSAN	28.217	24	64	HASSAN	1:40.583	1:40.583	0.000
25	64	HASSAN	30.868	25	BUTT	41.726	727	WHITE	28.301	25	25	BUTT	1:41.192	1:43.534	2.342
26	727	WHITE	31.122	727	WHITE	42.255	25	BUTT	28.717	26	727	WHITE	1:41.678	1:41.678	0.000
27	74	GANNON	32.205	74	GANNON	44.739	74	GANNON	30.155	27	74	GANNON	1:47.099	1:47.839	0.740
28															

BRSCC TCR UK Race Weekend - Croft - 13th/14th July 2024

Milltek Sport Civic Cup Championship

RACE 2 - LAP CHART

LAP 1 @ 13:55:39.846			LAP 2 @ 13:57:25.335			LAP 3 @ 13:59:05.317			LAP 4 @ 14:00:41.904			LAP 5 @ 14:02:15.960		
NO	BEHIND	LAP TIME	NO	BEHIND	LAP TIME	NO	BEHIND	LAP TIME	NO	BEHIND	LAP TIME	NO	BEHIND	LAP TIME
1		1:47.699	38		1:42.564	99		1:39.721	99		1:36.587	1		1:34.009
38	2.925	1:50.624	99	0.261	1:41.975	38	0.771	1:40.753	1	0.047	1:35.677	99	0.872	1:34.928
62	3.129	1:50.828	62	0.401	1:42.761	62	0.841	1:40.422	62	1.465	1:37.211	62	2.509	1:35.100
99	3.775	1:51.474	1	0.859	1:46.348	1	0.957	1:40.080	54	1.715	1:36.798	54	2.811	1:35.152
54	3.967	1:51.666	54	1.293	1:42.815	54	1.504	1:40.193	38	2.101	1:37.917	38	3.790	1:35.745
45	4.647	1:52.346	42	1.316	1:41.721	42	1.850	1:40.516	97	2.690	1:37.096	97	4.113	1:35.479
42	5.084	1:52.783	45	1.917	1:42.759	97	2.181	1:39.279	22	3.865	1:37.476	22	5.070	1:35.261
22	6.245	1:53.944	97	2.884	1:41.910	22	2.976	1:39.800	42	4.135	1:38.872	42	6.165	1:36.086
97	6.463	1:54.162	22	3.158	1:42.402	66	3.423	1:40.031	66	4.673	1:37.837	66	6.473	1:35.856
66	6.926	1:54.625	66	3.374	1:41.937	12	4.018	1:40.416	12	5.190	1:37.759	45	6.924	1:35.252
12	7.366	1:55.065	12	3.584	1:41.707	45	4.505	1:42.570	45	5.728	1:37.810	322	7.763	1:35.666
92	8.202	1:55.901	322	4.570	1:40.972	322	4.982	1:40.394	322	6.153	1:37.758	73	9.132	1:36.515
73	8.475	1:56.174	92	4.732	1:42.019	73	5.690	1:40.570	73	6.673	1:37.570	12	11.014	1:39.880
19	8.946	1:56.645	73	5.102	1:42.116	92	6.257	1:41.507	92	7.357	1:37.687	92	11.509	1:38.208
322	9.087	1:56.786	19	5.676	1:42.219	19	6.400	1:40.706	19	8.271	1:38.458	19	11.984	1:37.769
98	9.605	1:57.304	333	6.356	1:42.019	333	6.838	1:40.464	333	9.379	1:39.128	37	12.846	1:37.386
333	9.826	1:57.525	37	7.415	1:42.745	37	7.065	1:39.632	37	9.516	1:39.038	51	14.582	1:38.328
37	10.159	1:57.858	51	8.021	1:42.498	51	8.482	1:40.443	51	10.310	1:38.415	70	15.141	1:37.796
51	11.012	1:58.711	70	9.110	1:43.009	70	9.653	1:40.525	70	11.401	1:38.335	333	22.004	1:46.681
70	11.590	1:59.289	25	10.020	1:43.534	25	10.926	1:40.888 P	21	20.724	1:42.460	21	25.928	1:39.260
25	11.975	1:59.674	21	10.762	1:43.423	727	1 Lap	3:03.192	64	23.017	1:41.502	64	29.544	1:40.583
21	12.828	2:00.527	495	14.160	1:45.389	21	14.851	1:44.071	98	24.992	1:38.847	98	29.853	1:38.917
495	14.260	2:01.959	64	14.848	1:45.010	64	18.102	1:43.236	495	26.733	1:43.498	495	33.651	1:40.974
64	15.327	2:03.026	74	19.826	1:47.839	495	19.822	1:45.644	727	1 Lap	1:49.192	76	38.058	1:41.161
74	17.476	2:05.175	76	20.476	1:46.379	98	22.732	1:41.589	76	30.953	1:42.508	727	1 Lap	1:46.287
76	19.586	2:07.285	98	21.125	1:57.009	76	25.032	1:44.538				74	1 Lap	3:40.469 P
727	36.668	2:24.367 P				74	37.799	1:57.955 P						

BRSCC TCR UK Race Weekend - Croft - 13th/14th July 2024

Milltek Sport Civic Cup Championship

RACE 2 - LAP CHART

LAP 6 @ 14:03:49.625

NO	BEHIND	LAP TIME
1		1:33.665
99	1.719	1:34.512
62	2.786	1:33.942
54	3.962	1:34.816
38	4.481	1:34.356
97	4.864	1:34.416
22	5.673	1:34.268
42	7.310	1:34.810
66	7.702	1:34.894
45	8.457	1:35.198
322	9.097	1:34.999
73	11.225	1:35.758
12	13.115	1:35.766
92	13.945	1:36.101
19	14.466	1:36.147
37	14.942	1:35.761
51	17.614	1:36.697
70	19.054	1:37.578
333	26.790	1:38.451
21	30.246	1:37.983
98	33.869	1:37.681
64	37.147	1:41.268
495	39.272	1:39.286
76	44.326	1:39.933
727	1 Lap	1:41.678

BRSCC TCR UK Race Weekend - Croft - 13th/14th July 2024

Milltek Sport Civic Cup Championship

RACE 2 - POSITION CHART

No	Name	Lap Pos	Lap					
			1	2	3	4	5	6
1	EDMUNDSON	1	1	38	99	99	1	1
54	CATON	2	38	99	38	1	99	99
62	McGILL	3	62	62	62	62	62	62
99	FILES	4	99	1	1	54	54	54
38	KENT	5	54	54	54	38	38	38
22	KIRKPATRICK	6	45	42	42	97	97	97
42	REDFORD	7	42	45	97	22	22	22
97	KITE	8	22	97	22	42	42	42
45	CAMP	9	97	22	66	66	66	66
73	MACDONALD	10	66	66	12	12	45	45
12	STEVENSON	11	12	12	45	45	322	322
322	PETTERS	12	92	322	322	322	73	73
92	SWAIN	13	73	92	73	73	12	12
19	RUDELLE	14	19	73	92	92	92	92
66	MARSHALL	15	322	19	19	19	19	19
98	BRENNAN	16	98	333	333	333	37	37
333	ENGLAND	17	333	37	37	37	51	51
70	HILLMAN	18	37	51	51	51	70	70
46	CHARLIER	19	51	70	70	70	333	333
51	BUKY	20	70	25	25	21	21	21
25	BUTT	21	25	21	21	64	64	98
21	McCONNELL	22	21	495	64	98	98	64
37	BROMLEY	23	495	64	495	495	495	495
64	HASSAN	24	64	74	98	76	76	76
74	GANNON	25	74	76	76	727	727	
495	HUGHES	26	76	98	74	74		
727	WHITE	27	727	727	727			
76	WELCH	28						

BRSCC TCR UK Race Weekend - Croft - 13th/14th July 2024

Milltek Sport Civic Cup Championship

RACE 2 - STATISTICS

Competitors Started	28
Planned Start	2024-07-13 @ 14:15:00.000
Actual Start	2024-07-13 @ 13:53:52.146
Finish Time	2024-07-13 @ 14:03:49.624
Track Length	2.1001mi.
Total Laps	156
Total Distance Covered	327.6269mi.

Session Fastest Lap History

NO	CL	NAME	LAP TIME	TIME OF DAY	LAP	VEHICLE
1	EP3	Max EDMUNDSON	1:47.699	13:55:39.866	1	Honda Civic EP3
38	EP3	Lewis KENT	1:42.564	13:57:25.357	2	Honda Civic EP3
99	EP3	Josh FILES	1:41.975	13:57:25.620	2	Honda Civic EP3
42	EP3	Will REDFORD	1:41.721	13:57:26.651	2	Honda Civic EP3
12	EP3	Spencer STEVENSON	1:41.707	13:57:28.932	2	Honda Civic EP3
322	EP3	Jamie PETERS	1:40.972	13:57:29.905	2	Honda Civic EP3
99	EP3	Josh FILES	1:39.721	13:59:05.341	3	Honda Civic EP3
97	EP3	Alex KITE	1:39.279	13:59:07.520	3	Honda Civic EP3
99	EP3	Josh FILES	1:36.587	14:00:41.926	4	Honda Civic EP3
1	EP3	Max EDMUNDSON	1:35.677	14:00:41.951	4	Honda Civic EP3
1	EP3	Max EDMUNDSON	1:34.009	14:02:15.983	5	Honda Civic EP3
1	EP3	Max EDMUNDSON	1:33.665	14:03:49.647	6	Honda Civic EP3

Session Leader History

NO	CL	NAME	FROM LAP	LAPS LED	DISTANCE	VEHICLE
1	EP3	Max EDMUNDSON	1	1	2.10 miles	Honda Civic EP3
38	EP3	Lewis KENT	2	1	2.10 miles	Honda Civic EP3
99	EP3	Josh FILES	3	2	4.20 miles	Honda Civic EP3
1	EP3	Max EDMUNDSON	5	2	4.20 miles	Honda Civic EP3

Flag History

TYPE	TIME OF DAY
GREEN	13:53:52.146
FINISH	14:03:49.624

Flag Statistics

TYPE	COUNT	TOTAL LAPS	TOTAL TIME
Green	1	6	14:14.046
Red	0	0	0.000
Safety Car	0	0	0.000
FCY	0	0	0.000

BRSCC TCR UK Race Weekend - Croft - 13th/14th July 2024

Milltek Sport Civic Cup Championship

RACE 2 - STATISTICS

CLASS : EP3

21 Starters

Fastest Lap History

NO	NAME	LAP TIME	TIME OF DAY	LAP	VEHICLE
1	Max EDMUNDSON	1:47.699	13:55:39.866	1	Honda Civic EP3
38	Lewis KENT	1:42.564	13:57:25.357	2	Honda Civic EP3
99	Josh FILES	1:41.975	13:57:25.620	2	Honda Civic EP3
42	Will REDFORD	1:41.721	13:57:26.651	2	Honda Civic EP3
12	Spencer STEVENSON	1:41.707	13:57:28.932	2	Honda Civic EP3
322	Jamie PETERS	1:40.972	13:57:29.905	2	Honda Civic EP3
99	Josh FILES	1:39.721	13:59:05.341	3	Honda Civic EP3
97	Alex KITE	1:39.279	13:59:07.520	3	Honda Civic EP3
99	Josh FILES	1:36.587	14:00:41.926	4	Honda Civic EP3
1	Max EDMUNDSON	1:35.677	14:00:41.951	4	Honda Civic EP3
1	Max EDMUNDSON	1:34.009	14:02:15.983	5	Honda Civic EP3
1	Max EDMUNDSON	1:33.665	14:03:49.647	6	Honda Civic EP3

Leader History

NO	NAME	FROM LAP	LAPS LED	DISTANCE	VEHICLE
1	Max EDMUNDSON	1	1	2.10 miles	Honda Civic EP3
38	Lewis KENT	2	1	2.10 miles	Honda Civic EP3
99	Josh FILES	3	2	4.20 miles	Honda Civic EP3
1	Max EDMUNDSON	5	2	4.20 miles	Honda Civic EP3

BRSCC TCR UK Race Weekend - Croft - 13th/14th July 2024

Milltek Sport Civic Cup Championship

RACE 2 - STATISTICS

CLASS : FN2

5 Starters

Fastest Lap History

NO	NAME	LAP TIME	TIME OF DAY	LAP	VEHICLE
45	Alistair CAMP	1:52.346	13:55:44.519	1	Honda Civic FN2
45	Alistair CAMP	1:42.759	13:57:27.277	2	Honda Civic FN2
66	Dave MARSHALL	1:41.937	13:57:28.620	2	Honda Civic FN2
66	Dave MARSHALL	1:40.031	13:59:08.754	3	Honda Civic FN2
66	Dave MARSHALL	1:37.837	14:00:46.591	4	Honda Civic FN2
45	Alistair CAMP	1:37.810	14:00:47.658	4	Honda Civic FN2
92	Wesley SWAIN	1:37.687	14:00:49.282	4	Honda Civic FN2
66	Dave MARSHALL	1:35.856	14:02:22.447	5	Honda Civic FN2
45	Alistair CAMP	1:35.252	14:02:22.909	5	Honda Civic FN2
66	Dave MARSHALL	1:34.894	14:03:57.341	6	Honda Civic FN2

Leader History

NO	NAME	FROM LAP	LAPS LED	DISTANCE	VEHICLE
45	Alistair CAMP	1	2	4.20 miles	Honda Civic FN2
66	Dave MARSHALL	3	4	8.40 miles	Honda Civic FN2

BRSCC TCR UK Race Weekend - Croft - 13th/14th July 2024

Milltek Sport Civic Cup Championship

RACE 2 - STATISTICS

CLASS : EP3 (G)

2 Starters

Fastest Lap History

NO	NAME	LAP TIME	TIME OF DAY	LAP	VEHICLE
51	David BUKY	1:58.711	13:55:50.882	1	Honda Civic EP3
51	David BUKY	1:42.498	13:57:33.377	2	Honda Civic EP3
51	David BUKY	1:40.443	13:59:13.819	3	Honda Civic EP3
51	David BUKY	1:38.415	14:00:52.233	4	Honda Civic EP3
51	David BUKY	1:38.328	14:02:30.562	5	Honda Civic EP3
51	David BUKY	1:36.697	14:04:07.261	6	Honda Civic EP3

Leader History

NO	NAME	FROM LAP	LAPS LED	DISTANCE	VEHICLE
51	David BUKY	1	6	12.60 miles	Honda Civic EP3

BRSCC TCR UK Race Weekend - Croft - 13th/14th July 2024

Milltek Sport Civic Cup Championship

RACE 16 - GRID (15 minutes)



ROW 14	27	25 William BUTT	28	46 Nick CHARLIER
ROW 13	25	97 Alex KITE	26	74 Anthony GANNON
ROW 12	23	76 Simon WELCH	24	727 Jackson WHITE
ROW 11	21	64 Aydan HASSAN	22	495 Mark HUGHES
ROW 10	19	21 Trevor McCONNELL	20	98 Jordan BRENNAN
ROW 9	17	70 Owen HILLMAN	18	333 Harry ENGLAND
ROW 8	15	37 Josh BROMLEY	16	51 David BUKY
ROW 7	13	92 Wesley SWAIN	14	19 Jack RUDELL
ROW 6	11	73 Daniel MACDONALD	12	12 Spencer STEVENSON
ROW 5	9	99 Josh FILES	10	1 Max EDMUNDSON
ROW 4	7	54 Harvey CATON	8	62 Liam MCGILL
ROW 3	5	22 Sam KIRKPATRICK	6	38 Lewis KENT
ROW 2	3	66 Dave MARSHALL	4	42 Will REDFORD
ROW 1	1	322 Jamie PETERS	2	45 Alistair CAMP
Pole				

These results are provisional until the conclusion of any judicial and technical matters.

Croft: 2.1001 miles

Clerk Of Course:	Stewards:	Timekeeper: Richard Evans	
------------------	-----------	---------------------------	--

Results can be found at www.tsl-timing.com

Printed - 14:16 Saturday, 13 July 2024



BRSCC TCR UK Race Weekend - Croft - 13th/14th July 2024

Milltek Sport Civic Cup Championship

RACE 16 - CLASSIFICATION - AMENDED

Race Distance: 4 Laps / 8.40 miles



POS	NO	CL	PIC	NAME	ENTRY	LAPS	TIME	GAP	DIFF	MPH	BEST	ON	GRD	↑↓
1	45	FN2	1	Alistair CAMP	Honda Civic FN2 - AREA Motorsport	4	9:47.254			51.49	1:54.281	1	2	1
2	38	EP3	1	Lewis KENT	Honda Civic EP3 - AREA Motorsport	4	9:48.428	1.174	1.174	51.39	1:55.721	1	6	4
3	99	EP3	2	Josh FILES	Honda Civic EP3 - AREA Motorsport	4	9:49.406	2.152	0.978	51.31	1:58.005	1	9	6
4	66	FN2	2	Dave MARSHALL	Honda Civic FN2 - DMR With Ka Car Sales	4	9:50.319	3.065	0.913	51.23	1:57.867	1	3	-1
5	62	EP3	3	Liam MCGILL	Honda Civic EP3 - AREA Motorsport	4	9:50.623	3.369	0.304	51.20	1:58.184	1	8	3
6	322	EP3	4	Jamie PETTERS	Honda Civic EP3 - Team Petters Racing	4	9:52.088	4.834	1.465	51.07	2:00.743	1	1	-5
7	19	EP3	5	Jack RUDELLE	Honda Civic EP3 - MJB Motorsport	4	9:52.645	5.391	0.557	51.02	2:01.203	1	14	7
8	92	FN2	3	Wesley SWAIN	Honda Civic FN2 - Pro Alloys Racing	4	9:53.519	6.265	0.874	50.95	2:02.794	1	13	5
9	54	EP3	6	Harvey CATON	Honda Civic EP3 - AREA Motorsport	4	9:53.808	6.554	0.289	50.92	2:03.055	1	7	-2
10	37	EP3	7	Josh BROMLEY	Honda Civic EP3 - Bromley Motorsport with AMW Motorsport	4	9:54.807	7.553	0.999	50.84	2:05.163	1	15	5
11	70	EP3	8	Owen HILLMAN	Honda Civic EP3 - Pro Alloys Racing	4	9:55.962	8.708	1.155	50.74	2:06.318	1	17	6
12	333	FN2	4	Harry ENGLAND	Honda Civic FN2 - Pro Alloys Racing	4	9:57.022	9.768	1.060	50.65	2:08.086	1	18	6
13	98	EP3	9	Jordan BRENNAN	Honda Civic EP3 - One Day Motorsport	4	9:57.351	10.097	0.329	50.62	2:08.500	1	20	7
14	495	FN2	5	Mark HUGHES	Honda Civic FN2 - DMR With Ka Car Sales	4	9:58.152	10.898	0.801	50.55	2:08.676	1	22	8
15	97	EP3	10	Alex KITE	Honda Civic EP3 - Pro Alloys Racing	4	9:58.686	11.432	0.534	50.51	2:09.566	1	25	10
16	21	EP3	11	Trevor McCONNELL	Honda Civic EP3 - McConnell Motorsport	4	9:59.649	12.395	0.963	50.43	2:09.725	1	19	3
17	25	EP3	12	William BUTT	Honda Civic EP3 - Privateer	4	10:00.834	13.580	1.185	50.33	2:11.710	1	27	10
18	727	EP3	13	Jackson WHITE	Honda Civic EP3 - Jackson White Racing	4	10:01.909	14.655	1.075	50.24	2:12.644	1	24	6
19	74	EP3	14	Anthony GANNON	Honda Civic EP3 - Detail Care Care Racing	4	10:03.127	15.873	1.218	50.14	2:13.410	1	26	7
20	64	EP3	15	Aydan HASSAN	Honda Civic EP3 - Pro Alloys Racing	4	10:03.341	16.087	0.214	50.12	2:14.528	1	21	1
21	76	EP3	16	Simon WELCH	Honda Civic EP3 - Team Squelch	4	10:05.112	17.858	1.771	49.97	2:15.357	2	23	2
22	46	EP3 (G)	1	Nick CHARLIER	Honda Civic EP3 - Kinetic Motorsport	4	10:25.890	38.636	20.778	48.31	2:17.451	1	28	6

NOT CLASSIFIED

DNF	42	EP3		Will REDFORD	Honda Civic EP3 - BSR - Ben Sharpe Racing	4	9:48.021	0.767		51.43	1:55.158	1	4	
DNF	22	EP3		Sam KIRKPATRICK	Honda Civic EP3 - AREA Motorsport	4	9:49.035	1.781	1.014	51.34	1:57.250	1	5	
DNF	1	EP3		Max EDMUNDSON	Honda Civic EP3 - AREA Motorsport	4	9:51.226	3.972	2.191	51.15	1:58.744	1	10	
DNF	51	EP3 (G)		David BUKY	Honda Civic EP3 - Kinetic Motorsport	4	9:54.630	7.376	3.404	50.85	2:03.931	1	16	
DNF	73	EP3		Daniel MACDONALD	Honda Civic EP3 - BSR - Ben Sharpe Racing	0							11	
DNF	12	EP3		Spencer STEVENSON	Honda Civic EP3 - BSR - Ben Sharpe Racing	0							12	

FASTEST LAP

45	FN2			Alistair CAMP	Honda Civic FN2 - AREA Motorsport	1	1:54.281			66.15 mph		106.47 kph		
42	EP3			Will REDFORD	Honda Civic EP3 - BSR - Ben Sharpe Racing	1	1:55.158			65.65 mph		105.66 kph		
51	EP3 (G)			David BUKY	Honda Civic EP3 - Kinetic Motorsport	1	2:03.931			61.00 mph		98.18 kph		

Comments:

#37 - Now classified as a finisher

Red Flag (end of session): 15:13

Weather / Track : Rain / Wet

These results are provisional until the conclusion of any judicial and technical matters.

Date: 14/07/2024 Start: 15:01 Finish: 15:11

Croft: 2.1001 miles

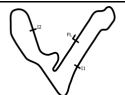
Clerk Of Course:

Andrew Roberts

Stewards:

Timekeeper:

Richard Evans



Results can be found at www.tsl-timing.com

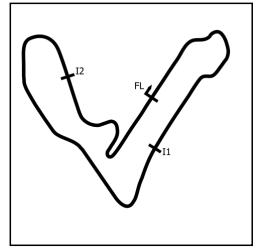
Printed - 16:23 Sunday, 14 July 2024



BRSCC TCR UK Race Weekend - Croft - 13th/14th July 2024

Milltek Sport Civic Cup Championship

RACE 16 - SECTOR ANALYSIS



SECTOR 1 = FL to I1, SECTOR 2 = I1 to I2, SECTOR 3 = I2 to FL, DIFF = Difference To Personal Best Lap, P = Crossed Finish Line in Pit Lane, D = Time Disallowed

P1 45 FN2 Alistair CAMP		Honda Civic FN2 - AREA Motorsport					
IDEAL LAP TIME : 1:53.313		BEST LAP TIME : 1:54.281		DIFFERENCE : 0.968			
LAP	SECTOR 1	SECTOR 2	SECTOR 3	LAP TIME	MPH	DIFF	TIME OF DAY
1 -		45.525	29.614	1:54.281 (1)	66.15		15:03:17.574
2 -	38.174	57.866	36.495	2:12.535 (2)	57.04	18.253	15:05:30.109
3 -	53.003	1:27.173	42.999	3:03.175	41.27	1:08.893	15:08:33.284
4 -	51.564	1:09.591	36.108	2:37.263 (3)	48.07	42.981	15:11:10.547

P2 38 EP3 Lewis KENT		Honda Civic EP3 - AREA Motorsport					
IDEAL LAP TIME : 1:53.878		BEST LAP TIME : 1:55.721		DIFFERENCE : 1.843			
LAP	SECTOR 1	SECTOR 2	SECTOR 3	LAP TIME	MPH	DIFF	TIME OF DAY
1 -		45.297	29.849	1:55.721 (1)	65.33		15:03:19.014
2 -	38.732	57.733	37.096	2:13.561 (2)	56.60	17.839	15:05:32.575
3 -	52.119	1:27.294	43.690	3:03.103	41.29	1:07.381	15:08:35.678
4 -	50.533	1:09.345	36.165	2:36.043 (3)	48.45	40.321	15:11:11.721

P3 99 EP3 Josh FILES		Honda Civic EP3 - AREA Motorsport					
IDEAL LAP TIME : 1:53.888		BEST LAP TIME : 1:58.005		DIFFERENCE : 4.117			
LAP	SECTOR 1	SECTOR 2	SECTOR 3	LAP TIME	MPH	DIFF	TIME OF DAY
1 -		45.360	30.156	1:58.005 (1)	64.07		15:03:21.298
2 -	38.372	57.010	38.044	2:13.426 (2)	56.66	15.420	15:05:34.724
3 -	51.708	1:26.933	44.121	3:02.762	41.36	1:04.756	15:08:37.486
4 -	50.360	1:08.641	36.212	2:35.213 (3)	48.71	37.207	15:11:12.699

P4 66 FN2 Dave MARSHALL		Honda Civic FN2 - DMR With Ka Car Sales					
IDEAL LAP TIME : 1:57.652		BEST LAP TIME : 1:57.867		DIFFERENCE : 0.215			
LAP	SECTOR 1	SECTOR 2	SECTOR 3	LAP TIME	MPH	DIFF	TIME OF DAY
1 -		47.311	30.782	1:57.867 (1)	64.14		15:03:21.160
2 -	39.559	56.547	38.596	2:14.702 (2)	56.12	16.834	15:05:35.862
3 -	51.169	1:27.091	44.124	3:02.384	41.45	1:04.516	15:08:38.246
4 -	50.443	1:08.568	36.355	2:35.366 (3)	48.66	37.498	15:11:13.612

P5 62 EP3 Liam MCGILL		Honda Civic EP3 - AREA Motorsport					
IDEAL LAP TIME : 1:57.173		BEST LAP TIME : 1:58.184		DIFFERENCE : 1.011			
LAP	SECTOR 1	SECTOR 2	SECTOR 3	LAP TIME	MPH	DIFF	TIME OF DAY
1 -		46.243	30.452	1:58.184 (1)	63.97		15:03:21.477
2 -	40.478	55.873	39.192	2:15.543 (2)	55.78	17.358	15:05:37.020
3 -	51.020	1:26.815	44.166	3:02.001	41.54	1:03.816	15:08:39.021
4 -	50.801	1:08.184	35.910	2:34.895 (3)	48.81	36.710	15:11:13.916

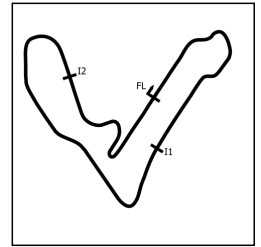
P6 322 EP3 Jamie PETTERS		Honda Civic EP3 - Team Petters Racing					
IDEAL LAP TIME : 1:57.896		BEST LAP TIME : 2:00.743		DIFFERENCE : 2.847			
LAP	SECTOR 1	SECTOR 2	SECTOR 3	LAP TIME	MPH	DIFF	TIME OF DAY
1 -		46.987	30.994	2:00.743 (1)	62.61		15:03:24.036
2 -	39.915	55.299	39.889	2:15.103 (2)	55.96	14.359	15:05:39.139
3 -	50.777	1:26.766	44.256	3:01.799	41.58	1:01.055	15:08:40.938
4 -	51.153	1:07.364	35.926	2:34.443 (3)	48.95	33.699	15:11:15.381

P7 19 EP3 Jack RUDELL		Honda Civic EP3 - MJB Motorsport					
IDEAL LAP TIME : 1:57.885		BEST LAP TIME : 2:01.203		DIFFERENCE : 3.318			
LAP	SECTOR 1	SECTOR 2	SECTOR 3	LAP TIME	MPH	DIFF	TIME OF DAY
1 -		46.755	30.864	2:01.203 (1)	62.37		15:03:24.496
2 -	40.266	55.356	40.355	2:15.977 (2)	55.60	14.773	15:05:40.473
3 -	50.684	1:26.524	44.644	3:01.852	41.57	1:00.648	15:08:42.325
4 -	51.276	1:06.675	35.662	2:33.613 (3)	49.21	32.409	15:11:15.938

BRSCC TCR UK Race Weekend - Croft - 13th/14th July 2024

Milltek Sport Civic Cup Championship

RACE 16 - SECTOR ANALYSIS



SECTOR 1 = FL to I1, SECTOR 2 = I1 to I2, SECTOR 3 = I2 to FL, DIFF = Difference To Personal Best Lap, P = Crossed Finish Line in Pit Lane, D = Time Disallowed

P8 92 FN2 Wesley SWAIN		Honda Civic FN2 - Pro Alloys Racing					
IDEAL LAP TIME : 1:58.132		BEST LAP TIME : 2:02.794		DIFFERENCE : 4.662			
LAP	SECTOR 1	SECTOR 2	SECTOR 3	LAP TIME	MPH	DIFF	TIME OF DAY
1 -		47.240	31.563	2:02.794 (1)	61.57		15:03:26.087
2 -	39.329	55.106	40.835	2:15.270 (2)	55.89	12.475	15:05:41.357
3 -	50.350	1:26.780	44.435	3:01.565	41.64	58.770	15:08:42.922
4 -	51.706	1:06.399	35.785	2:33.890 (3)	49.13	31.095	15:11:16.812

P9 54 EP3 Harvey CATON		Honda Civic EP3 - AREA Motorsport					
IDEAL LAP TIME : 2:01.457		BEST LAP TIME : 2:03.055		DIFFERENCE : 1.598			
LAP	SECTOR 1	SECTOR 2	SECTOR 3	LAP TIME	MPH	DIFF	TIME OF DAY
1 -		50.997	29.898	2:03.055 (1)	61.44		15:03:26.348
2 -	40.562	54.479	41.150	2:16.191 (2)	55.51	13.135	15:05:42.539
3 -	50.125	1:26.850	44.794	3:01.769	41.59	58.713	15:08:44.308
4 -	51.459	1:05.769	35.565	2:32.793 (3)	49.48	29.737	15:11:17.101

P10 70 EP3 Owen HILLMAN		Honda Civic EP3 - Pro Alloys Racing					
IDEAL LAP TIME : 2:01.385		BEST LAP TIME : 2:06.318		DIFFERENCE : 4.933			
LAP	SECTOR 1	SECTOR 2	SECTOR 3	LAP TIME	MPH	DIFF	TIME OF DAY
1 -		49.426	30.983	2:06.318 (1)	59.85		15:03:29.611
2 -	40.976	56.505	38.553	2:16.034 (2)	55.57	9.715	15:05:45.645
3 -	50.509	1:26.437	44.541	3:01.487	41.65	55.168	15:08:47.132
4 -	51.664	1:04.992	35.467	2:32.123 (3)	49.70	25.804	15:11:19.255

P11 333 FN2 Harry ENGLAND		Honda Civic FN2 - Pro Alloys Racing					
IDEAL LAP TIME : 2:02.012		BEST LAP TIME : 2:08.086		DIFFERENCE : 6.074			
LAP	SECTOR 1	SECTOR 2	SECTOR 3	LAP TIME	MPH	DIFF	TIME OF DAY
1 -		49.545	32.095	2:08.086 (1)	59.02		15:03:31.379
2 -	40.372	56.803	37.990	2:15.165 (2)	55.93	7.078	15:05:46.544
3 -	50.484	1:26.506	44.570	3:01.560	41.64	53.473	15:08:48.104
4 -	51.567	1:05.051	35.593	2:32.211 (3)	49.67	24.124	15:11:20.315

P12 98 EP3 Jordan BRENNAN		Honda Civic EP3 - One Day Motorsport					
IDEAL LAP TIME : 2:03.068		BEST LAP TIME : 2:08.500		DIFFERENCE : 5.432			
LAP	SECTOR 1	SECTOR 2	SECTOR 3	LAP TIME	MPH	DIFF	TIME OF DAY
1 -		49.412	31.362	2:08.500 (1)	58.83		15:03:31.793
2 -	42.294	55.510	38.552	2:16.356 (2)	55.44	7.855	15:05:48.149
3 -	50.698	1:26.245	44.181	3:01.124	41.74	52.623	15:08:49.273
4 -	51.762	1:04.370	35.239	2:31.371 (3)	49.94	22.870	15:11:20.644

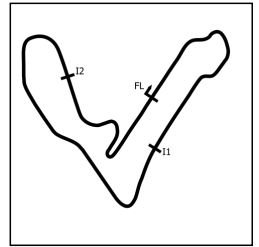
P13 495 FN2 Mark HUGHES		Honda Civic FN2 - DMR With Ka Car Sales					
IDEAL LAP TIME : 2:06.172		BEST LAP TIME : 2:08.676		DIFFERENCE : 2.504			
LAP	SECTOR 1	SECTOR 2	SECTOR 3	LAP TIME	MPH	DIFF	TIME OF DAY
1 -		49.593	31.963	2:08.676 (1)	58.75		15:03:31.969
2 -	44.616	55.414	37.546	2:17.576 (2)	54.95	8.899	15:05:49.545
3 -	51.800	1:24.935	44.481	3:01.216	41.72	52.539	15:08:50.761
4 -	52.149	1:04.142	34.393	2:30.684 (3)	50.17	22.007	15:11:21.445

P14 97 EP3 Alex KITE		Honda Civic EP3 - Pro Alloys Racing					
IDEAL LAP TIME : 2:05.622		BEST LAP TIME : 2:09.566		DIFFERENCE : 3.944			
LAP	SECTOR 1	SECTOR 2	SECTOR 3	LAP TIME	MPH	DIFF	TIME OF DAY
1 -		49.284	31.410	2:09.566 (1)	58.35		15:03:32.859
2 -	44.928	54.872	37.609	2:17.409 (2)	55.02	7.842	15:05:50.268
3 -	51.925	1:25.170	44.217	3:01.312	41.69	51.745	15:08:51.580
4 -	52.360	1:03.621	34.418	2:30.399 (3)	50.27	20.832	15:11:21.979

BRSCC TCR UK Race Weekend - Croft - 13th/14th July 2024

Milltek Sport Civic Cup Championship

RACE 16 - SECTOR ANALYSIS



SECTOR 1 = FL to I1, SECTOR 2 = I1 to I2, SECTOR 3 = I2 to FL, DIFF = Difference To Personal Best Lap, P = Crossed Finish Line in Pit Lane, D = Time Disallowed

P15		21 EP3		Trevor McCONNELL		Honda Civic EP3 - McConnell Motorsport	
IDEAL LAP TIME : 2:07.934		BEST LAP TIME : 2:09.725		DIFFERENCE : 1.791			
LAP	SECTOR 1	SECTOR 2	SECTOR 3	LAP TIME	MPH	DIFF	TIME OF DAY
1 -		50.557	32.064	2:09.725 (1)	58.28		15:03:33.018
2 -	45.313	55.283	38.104	2:18.700 (2)	54.51	8.974	15:05:51.718
3 -	51.348	1:24.823	44.443	3:00.614	41.86	50.888	15:08:52.332
4 -	52.247	1:03.719	34.644	2:30.610 (3)	50.19	20.884	15:11:22.942

P16		25 EP3		William BUTT		Honda Civic EP3 - Privateer	
IDEAL LAP TIME : 2:05.706		BEST LAP TIME : 2:11.710		DIFFERENCE : 6.004			
LAP	SECTOR 1	SECTOR 2	SECTOR 3	LAP TIME	MPH	DIFF	TIME OF DAY
1 -		49.516	31.580	2:11.710 (1)	57.40		15:03:35.003
2 -	44.610	54.938	38.015	2:17.563 (2)	54.96	5.852	15:05:52.566
3 -	51.626	1:24.515	44.479	3:00.620	41.85	48.909	15:08:53.186
4 -	52.119	1:03.738	35.084	2:30.941 (3)	50.08	19.230	15:11:24.127

P17		727 EP3		Jackson WHITE		Honda Civic EP3 - Jackson White Racing	
IDEAL LAP TIME : 2:08.801		BEST LAP TIME : 2:12.644		DIFFERENCE : 3.843			
LAP	SECTOR 1	SECTOR 2	SECTOR 3	LAP TIME	MPH	DIFF	TIME OF DAY
1 -		51.171	32.633	2:12.644 (1)	56.99		15:03:35.937
2 -	44.997	55.794	36.905	2:17.696 (2)	54.90	5.051	15:05:53.633
3 -	51.710	1:24.406	44.476	3:00.592	41.86	47.947	15:08:54.225
4 -	52.234	1:03.568	35.175	2:30.977 (3)	50.07	18.332	15:11:25.202

P18		74 EP3		Anthony GANNON		Honda Civic EP3 - Detail Care Care Racing	
IDEAL LAP TIME : 2:07.390		BEST LAP TIME : 2:13.410		DIFFERENCE : 6.020			
LAP	SECTOR 1	SECTOR 2	SECTOR 3	LAP TIME	MPH	DIFF	TIME OF DAY
1 -		49.564	32.929	2:13.410 (1)	56.67		15:03:36.703
2 -	44.897	55.863	36.766	2:17.526 (2)	54.97	4.115	15:05:54.229
3 -	52.476	1:23.672	44.957	3:01.105	41.74	47.694	15:08:55.334
4 -	51.976	1:03.932	35.178	2:31.086 (3)	50.04	17.675	15:11:26.420

P19		64 EP3		Aydan HASSAN		Honda Civic EP3 - Pro Alloys Racing	
IDEAL LAP TIME : 2:07.981		BEST LAP TIME : 2:14.528		DIFFERENCE : 6.547			
LAP	SECTOR 1	SECTOR 2	SECTOR 3	LAP TIME	MPH	DIFF	TIME OF DAY
1 -		49.502	33.798	2:14.528 (1)	56.20		15:03:37.821
2 -	44.681	55.866	36.687	2:17.234 (2)	55.09	2.705	15:05:55.055
3 -	53.108	1:23.159	44.889	3:01.156	41.73	46.627	15:08:56.211
4 -	52.137	1:04.442	33.844	2:30.423 (3)	50.26	15.894	15:11:26.634

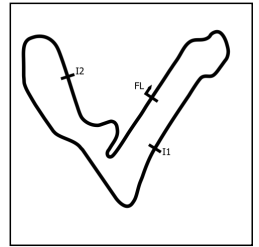
P20		76 EP3		Simon WELCH		Honda Civic EP3 - Team Squelch	
IDEAL LAP TIME : 2:10.059		BEST LAP TIME : 2:15.357		DIFFERENCE : 5.298			
LAP	SECTOR 1	SECTOR 2	SECTOR 3	LAP TIME	MPH	DIFF	TIME OF DAY
1 -		53.166	33.283	2:18.480 (2)	54.59	3.123	15:03:41.773
2 -	43.610	56.646	35.101	2:15.357 (1)	55.85		15:05:57.130
3 -	52.422	1:22.697	44.829	2:59.948	42.01	44.591	15:08:57.078
4 -	52.095	1:04.214	35.018	2:31.327 (3)	49.96	15.970	15:11:28.405

P21		46 EP3 (G)		Nick CHARLIER		Honda Civic EP3 - Kinetic Motorsport	
IDEAL LAP TIME : 2:03.025		BEST LAP TIME : 2:17.451		DIFFERENCE : 14.426			
LAP	SECTOR 1	SECTOR 2	SECTOR 3	LAP TIME	MPH	DIFF	TIME OF DAY
1 -		53.162	32.947	2:17.451 (1)	55.00		15:03:40.744
2 -	43.883	56.531	IN PIT	2:11.788 P	57.36		15:05:52.532
3 -	OUTLAP	53.527	IN PIT	3:00.789 P	41.82	43.337	15:08:53.321
4 -	OUTLAP	48.259	30.883	2:55.862	42.99	38.410	15:11:49.183

BRSCC TCR UK Race Weekend - Croft - 13th/14th July 2024

Milltek Sport Civic Cup Championship

RACE 16 - SECTOR ANALYSIS



SECTOR 1 = FL to I1, SECTOR 2 = I1 to I2, SECTOR 3 = I2 to FL, DIFF = Difference To Personal Best Lap, P = Crossed Finish Line in Pit Lane, D = Time Disallowed

P22		42 EP3		Will REDFORD		Honda Civic EP3 - BSR - Ben Sharpe Racing		
IDEAL LAP TIME : 1:54.022		BEST LAP TIME : 1:55.158		DIFFERENCE : 1.136				
LAP	SECTOR 1	SECTOR 2	SECTOR 3	LAP TIME	MPH	DIFF	TIME OF DAY	
1 -		45.613	29.506	1:55.158 (1)	65.65		15:03:18.451	
2 -	38.903	57.341	37.229	2:13.473 (2)	56.64	18.314	15:05:31.924	
3 -	52.126	1:27.286	43.225	3:02.637	41.39	1:07.478	15:08:34.561	
4 -	50.998	1:09.591	36.164	2:36.753 (3)	48.23	41.594	15:11:11.314	

P23		22 EP3		Sam KIRKPATRICK		Honda Civic EP3 - AREA Motorsport		
IDEAL LAP TIME : 1:54.108		BEST LAP TIME : 1:57.250		DIFFERENCE : 3.142				
LAP	SECTOR 1	SECTOR 2	SECTOR 3	LAP TIME	MPH	DIFF	TIME OF DAY	
1 -		45.962	30.119	1:57.250 (1)	64.48		15:03:20.543	
2 -	38.027	57.485	37.796	2:13.308 (2)	56.71	16.057	15:05:33.851	
3 -	51.974	1:26.928	43.673	3:02.575	41.41	1:05.324	15:08:36.426	
4 -	50.615	1:09.014	36.273	2:35.902 (3)	48.49	38.651	15:11:12.328	

P24		1 EP3		Max EDMUNDSON		Honda Civic EP3 - AREA Motorsport		
IDEAL LAP TIME : 1:56.905		BEST LAP TIME : 1:58.744		DIFFERENCE : 1.839				
LAP	SECTOR 1	SECTOR 2	SECTOR 3	LAP TIME	MPH	DIFF	TIME OF DAY	
1 -		46.094	29.989	1:58.744 (1)	63.67		15:03:22.037	
2 -	40.822	55.568	39.776	2:16.166 (2)	55.52	17.421	15:05:38.203	
3 -	50.621	1:27.045	43.915	3:01.581	41.63	1:02.836	15:08:39.784	
4 -	51.017	1:07.872	35.846	2:34.735 (3)	48.86	35.990	15:11:14.519	

P25		37 EP3		Josh BROMLEY		Honda Civic EP3 - Bromley Motorsport with AMW Motorsport		
IDEAL LAP TIME : 2:01.236		BEST LAP TIME : 2:16.242		DIFFERENCE : 15.006				
LAP	SECTOR 1	SECTOR 2	SECTOR 3	LAP TIME	MPH	DIFF	TIME OF DAY	
1 -	OUTLAP	49.359	30.818	2:05.163	60.40		15:03:28.456	
2 -	41.282	55.374	39.586	2:16.242 (1)	55.49		15:05:44.698	
3 -	50.149	1:26.902	44.349	3:01.400 (2)	41.67	45.158	15:08:46.098	
4 -	51.623	1:05.590	IN PIT	2:29.205 P	50.67	12.963	15:11:15.303	

P26		51 EP3 (G)		David BUKY		Honda Civic EP3 - Kinetic Motorsport		
IDEAL LAP TIME :		BEST LAP TIME : 2:03.931		DIFFERENCE :				
LAP	SECTOR 1	SECTOR 2	SECTOR 3	LAP TIME	MPH	DIFF	TIME OF DAY	
1 -				2:03.931 (1)	61.00		15:03:27.224	
2 -				2:16.483 (2)	55.39	12.551	15:05:43.707	
3 -				3:01.423	41.67	57.491	15:08:45.130	
4 -				2:32.793 (3)	49.48	28.861	15:11:17.923	

BRSCC TCR UK Race Weekend - Croft - 13th/14th July 2024

Milltek Sport Civic Cup Championship

RACE 16 - BEST SECTORS

SECTOR 1			SECTOR 2			SECTOR 3			IDEAL / BEST COMPARISON						
POS	NO	NAME	TIME	NO	NAME	TIME	NO	NAME	TIME	POS	NO	NAME	IDEAL	BEST	DIFF
												PERFECT LAP	1:52.830		
1	22	KIRKPATRICK	38.027	38	KENT	45.297	42	REDFORD	29.506	1	45	CAMP	1:53.313	1:54.281	0.968
2	45	CAMP	38.174	99	FILES	45.360	45	CAMP	29.614	2	38	KENT	1:53.878	1:55.721	1.843
3	99	FILES	38.372	45	CAMP	45.525	38	KENT	29.849	3	99	FILES	1:53.888	1:58.005	4.117
4	38	KENT	38.732	42	REDFORD	45.613	54	CATON	29.898	4	42	REDFORD	1:54.022	1:55.158	1.136
5	42	REDFORD	38.903	22	KIRKPATRICK	45.962	1	EDMUNDSON	29.989	5	22	KIRKPATRICK	1:54.108	1:57.250	3.142
6	92	SWAIN	39.329	1	EDMUNDSON	46.094	22	KIRKPATRICK	30.119	6	1	EDMUNDSON	1:56.905	1:58.744	1.839
7	66	MARSHALL	39.559	62	McGILL	46.243	99	FILES	30.156	7	62	McGILL	1:57.173	1:58.184	1.011
8	322	PETTERS	39.915	19	RUDELLE	46.755	62	McGILL	30.452	8	66	MARSHALL	1:57.652	1:57.867	0.215
9	19	RUDELLE	40.266	322	PETTERS	46.987	66	MARSHALL	30.782	9	19	RUDELLE	1:57.885	2:01.203	3.318
10	333	ENGLAND	40.372	92	SWAIN	47.240	37	BROMLEY	30.818	10	322	PETTERS	1:57.896	2:00.743	2.847
11	62	McGILL	40.478	66	MARSHALL	47.311	19	RUDELLE	30.864	11	92	SWAIN	1:58.132	2:02.794	4.662
12	54	CATON	40.562	46	CHARLIER	48.259	46	CHARLIER	30.883	12	37	BROMLEY	2:01.236	2:16.242	15.006
13	1	EDMUNDSON	40.822	37	BROMLEY	49.136	70	HILLMAN	30.983	13	70	HILLMAN	2:01.385	2:06.318	4.933
14	70	HILLMAN	40.976	97	KITE	49.284	322	PETTERS	30.994	14	54	CATON	2:01.457	2:03.055	1.598
15	37	BROMLEY	41.282	98	BRENNAN	49.412	98	BRENNAN	31.362	15	333	ENGLAND	2:02.012	2:08.086	6.074
16	98	BRENNAN	42.294	70	HILLMAN	49.426	97	KITE	31.410	16	46	CHARLIER	2:03.025	2:17.451	14.426
17	76	WELCH	43.610	64	HASSAN	49.502	92	SWAIN	31.563	17	98	BRENNAN	2:03.068	2:08.500	5.432
18	46	CHARLIER	43.883	25	BUTT	49.516	25	BUTT	31.580	18	97	KITE	2:05.622	2:09.566	3.944
19	25	BUTT	44.610	333	ENGLAND	49.545	495	HUGHES	31.963	19	25	BUTT	2:05.706	2:11.710	6.004
20	495	HUGHES	44.616	74	GANNON	49.564	21	McCONNELL	32.064	20	495	HUGHES	2:06.172	2:08.676	2.504
21	64	HASSAN	44.681	495	HUGHES	49.593	333	ENGLAND	32.095	21	74	GANNON	2:07.390	2:13.410	6.020
22	74	GANNON	44.897	21	McCONNELL	50.557	727	WHITE	32.633	22	21	McCONNELL	2:07.934	2:09.725	1.791
23	97	KITE	44.928	54	CATON	50.997	74	GANNON	32.929	23	64	HASSAN	2:07.981	2:14.528	6.547
24	727	WHITE	44.997	727	WHITE	51.171	76	WELCH	33.283	24	727	WHITE	2:08.801	2:12.644	3.843
25	21	McCONNELL	45.313	76	WELCH	53.166	64	HASSAN	33.798	25	76	WELCH	2:10.059	2:15.357	5.298
26										26	51	BUKY		2:03.931	
27															
28															

BRSCC TCR UK Race Weekend - Croft - 13th/14th July 2024

Milltek Sport Civic Cup Championship

RACE 16 - LAP CHART

LAP 1 @ 15:03:17.574			LAP 2 @ 15:05:30.109			LAP 3 @ 15:08:33.284			LAP 4 @ 15:11:10.547		
NO	BEHIND	LAP TIME	NO	BEHIND	LAP TIME	NO	BEHIND	LAP TIME	NO	BEHIND	LAP TIME
45		1:54.281	45		2:12.535	45		3:03.175	45		2:37.263
42	0.877	1:55.158	42	1.815	2:13.473	42	1.277	3:02.637	42	0.767	2:36.753
38	1.440	1:55.721	38	2.466	2:13.561	38	2.394	3:03.103	38	1.174	2:36.043
22	2.969	1:57.250	22	3.742	2:13.308	22	3.142	3:02.575	22	1.781	2:35.902
66	3.586	1:57.867	99	4.615	2:13.426	99	4.202	3:02.762	99	2.152	2:35.213
99	3.724	1:58.005	66	5.753	2:14.702	66	4.962	3:02.384	66	3.065	2:35.366
62	3.903	1:58.184	62	6.911	2:15.543	62	5.737	3:02.001	62	3.369	2:34.895
1	4.463	1:58.744	1	8.094	2:16.166	1	6.500	3:01.581	1	3.972	2:34.735
322	6.462	2:00.743	322	9.030	2:15.103	322	7.654	3:01.799	37	4.756	2:29.205 P
19	6.922	2:01.203	19	10.364	2:15.977	19	9.041	3:01.852	322	4.834	2:34.443
92	8.513	2:02.794	92	11.248	2:15.270	92	9.638	3:01.565	19	5.391	2:33.613
54	8.774	2:03.055	54	12.430	2:16.191	54	11.024	3:01.769	92	6.265	2:33.890
51	9.650	2:03.931	51	13.598	2:16.483	51	11.846	3:01.423	54	6.554	2:32.793
37	10.882	2:05.163	37	14.589	2:16.242	37	12.814	3:01.400	51	7.376	2:32.793
70	12.037	2:06.318	70	15.536	2:16.034	70	13.848	3:01.487	70	8.708	2:32.123
333	13.805	2:08.086	333	16.435	2:15.165	333	14.820	3:01.560	333	9.768	2:32.211
98	14.219	2:08.500	98	18.040	2:16.356	98	15.989	3:01.124	98	10.097	2:31.371
495	14.395	2:08.676	495	19.436	2:17.576	495	17.477	3:01.216	495	10.898	2:30.684
97	15.285	2:09.566	97	20.159	2:17.409	97	18.296	3:01.312	97	11.432	2:30.399
21	15.444	2:09.725	21	21.609	2:18.700	21	19.048	3:00.614	21	12.395	2:30.610
25	17.429	2:11.710	46	22.423	2:11.788 P	25	19.902	3:00.620	25	13.580	2:30.941
727	18.363	2:12.644	25	22.457	2:17.563	46	20.037	3:00.789 P	727	14.655	2:30.977
74	19.129	2:13.410	727	23.524	2:17.696	727	20.941	3:00.592	74	15.873	2:31.086
64	20.247	2:14.528	74	24.120	2:17.526	74	22.050	3:01.105	64	16.087	2:30.423
46	23.170	2:17.451	64	24.946	2:17.234	64	22.927	3:01.156	76	17.858	2:31.327
76	24.199	2:18.480	76	27.021	2:15.357	76	23.794	2:59.948	46	38.636	2:55.862
						SC	2 Laps	2:24.954 P			

BRSCC TCR UK Race Weekend - Croft - 13th/14th July 2024

Milltek Sport Civic Cup Championship

RACE 16 - POSITION CHART

No	Name	Lap Pos	Lap				
			1	2	3	4	5
322	PETTERS	1	45	45	45	45	
45	CAMP	2	42	42	42	42	
66	MARSHALL	3	38	38	38	38	
42	REDFORD	4	22	22	22	22	
22	KIRKPATRICK	5	66	99	99	99	
38	KENT	6	99	66	66	66	
54	CATON	7	62	62	62	62	
62	McGILL	8	1	1	1	1	
99	FILES	9	322	322	322	37	
1	EDMUNDSON	10	19	19	19	322	
73	MACDONALD	11	92	92	92	19	
12	STEVENSON	12	54	54	54	92	
92	SWAIN	13	51	51	51	54	
19	RUDELLE	14	37	37	37	51	
37	BROMLEY	15	70	70	70	70	
51	BUKY	16	333	333	333	333	
70	HILLMAN	17	98	98	98	98	
333	ENGLAND	18	495	495	495	495	
21	McCONNELL	19	97	97	97	97	
98	BRENNAN	20	21	21	21	21	
64	HASSAN	21	25	46	25	25	
495	HUGHES	22	727	25	46	727	
76	WELCH	23	74	727	727	74	
727	WHITE	24	64	74	74	64	
97	KITE	25	46	64	64	76	
74	GANNON	26	76	76	76	46	
25	BUTT	27					
46	CHARLIER	28					

BRSCC TCR UK Race Weekend - Croft - 13th/14th July 2024

Milltek Sport Civic Cup Championship

RACE 16 - STATISTICS

Competitors Started	28
Planned Start	2024-07-14 @ 15:20:00.000
Actual Start	2024-07-14 @ 15:01:23.292
Finish Time	2024-07-14 @ 15:11:10.546
Track Length	2.1001mi.
Total Laps	105
Total Distance Covered	220.5181mi.

Session Fastest Lap History

NO	CL	NAME	LAP TIME	TIME OF DAY	LAP	VEHICLE
45	FN2	Alistair CAMP	1:54.281	15:03:17.601	1	Honda Civic FN2

Session Leader History

NO	CL	NAME	FROM LAP	LAPS LED	DISTANCE	VEHICLE
45	FN2	Alistair CAMP	1	4	8.40 miles	Honda Civic FN2

Flag History

TYPE	TIME OF DAY
GREEN	15:01:23.292
SAFETY	15:03:16.739
GREEN	15:11:09.261
FINISH	15:11:10.546

Flag Statistics

TYPE	COUNT	TOTAL LAPS	TOTAL TIME
Green	2	1	9:18.740
Red	0	0	0.000
Safety Car	1	3	7:52.521
FCY	0	0	0.000

BRSCC TCR UK Race Weekend - Croft - 13th/14th July 2024

Milltek Sport Civic Cup Championship

RACE 16 - STATISTICS

CLASS : EP3

21 Starters

Fastest Lap History

NO	NAME	LAP TIME	TIME OF DAY	LAP	VEHICLE
42	Will REDFORD	1:55.158	15:03:18.469	1	Honda Civic EP3

Leader History

NO	NAME	FROM LAP	LAPS LED	DISTANCE	VEHICLE
42	Will REDFORD	1	4	8.40 miles	Honda Civic EP3

BRSCC TCR UK Race Weekend - Croft - 13th/14th July 2024

Milltek Sport Civic Cup Championship

RACE 16 - STATISTICS

CLASS : FN2

5 Starters

Fastest Lap History

NO	NAME	LAP TIME	TIME OF DAY	LAP	VEHICLE
45	Alistair CAMP	1:54.281	15:03:17.601	1	Honda Civic FN2

Leader History

NO	NAME	FROM LAP	LAPS LED	DISTANCE	VEHICLE
45	Alistair CAMP	1	4	8.40 miles	Honda Civic FN2

BRSCC TCR UK Race Weekend - Croft - 13th/14th July 2024

Milltek Sport Civic Cup Championship

RACE 16 - STATISTICS

CLASS : EP3 (G)

2 Starters

Fastest Lap History

NO	NAME	LAP TIME	TIME OF DAY	LAP	VEHICLE
51	David BUKY	2:03.931	15:03:27.224	1	Honda Civic EP3

Leader History

NO	NAME	FROM LAP	LAPS LED	DISTANCE	VEHICLE
51	David BUKY	1	4	8.40 miles	Honda Civic EP3