



SW MOTORSPORT CLUBSPORT TROPHY



BRSCC Summer Race Weekend
Snetterton 300
21st July 2024



Timing & Results Provided by Timing Solutions Ltd

www.tsl-timing.com

SW Motorsports ClubSport Trophy
QUALIFYING - RACE 9 - CLASSIFICATION


POS	NO	CL	PIC	NAME	ENTRY	TIME	ON	LAPS	GAP	DIFF	MPH
1	22*	A	1	Jamie HADLEY	VW Golf	2:07.037	2	8			84.13
2	777*	A	2	Rob ANDRADE	Volkswagen Golf GTi	2:07.847	2	8	0.810	0.810	83.60
3	61	A	3	Julian DANIEL	VW Golf	2:08.619	2	8	1.582	0.772	83.09
4	27	A	4	Phiroze BILIMORIA	VW Scirocco	2:09.310	12	12	2.273	0.691	82.65
5	111	A	5	Shane KELLY	Morgan Plus Four	2:11.427	6	8	4.390	2.117	81.32
6	14	B	1	WATLING / WHEELER	Ford Fiesta ST 150	2:12.737	6	10	5.700	1.310	80.52
7	82	B	2	Saranga SOTHISRIHARI	BMW 330Ci	2:13.374	8	11	6.337	0.637	80.13
8	24	B	3	Kieran POWER	BMW Z4	2:14.201	9	11	7.164	0.827	79.64
9	721	B	4	Chris MURPHY	BMW Z4	2:15.077	10	10	8.040	0.876	79.12
10	63*	B	5	Steve WOOD	BMW Z4	2:15.108	9	9	8.071	0.031	79.10
11	166*	B	6	Richard CLARKE	Clio Cup	2:15.429	6	9	8.392	0.321	78.92
12	3	C	1	Elliot LETTIS	Mazda MX5 Supercup	2:16.031	8	10	8.994	0.602	78.57
13	10*	C	2	Callum BATES	BMW z4	2:16.090	4	9	9.053	0.059	78.53
14	199	C	3	QUANTRELL / JARMAN	Renault Clio	2:16.631	6	6	9.594	0.541	78.22
15	91	B	7	ELLIOTT-NOWOBILSKI / NOWOBILSKI	BMW Z4 3.0	2:17.082	9	10	10.045	0.451	77.96
16	32	B	8	Mark JONES	Honda Civic Type R	2:17.607	11	11	10.570	0.525	77.67
17	16	B	9	WATTS / WATTS	Ford Fiesta	2:17.672	3	10	10.635	0.065	77.63
18	75	C	4	Craig EMMERSON	BMW 330	2:17.956	8	8	10.919	0.284	77.47
19	45*	C	5	Brendan MURPHY	BMW Compact	2:18.879	9	10	11.842	0.923	76.95
20	40	B	10	Adam RADFORD	BMW Z4	2:19.431	9	10	12.394	0.552	76.65
21	249	C	6	Jason ROGERS	Renault Clio	2:19.559	11	11	12.522	0.128	76.58
22	177	B	11	JUKES / JUKES	BMW Z4	2:20.795	3	10	13.758	1.236	75.91
23	333	C	7	Stuart KILROY	Peugeot 207 GTi	2:20.819	10	10	13.782	0.024	75.89
24	49	C	8	BYRNE / FIRTH	MG ZS	2:20.878	3	3	13.841	0.059	75.86
25	88	E	1	ADCOCK / ADCOCK	BMW Compact E36 1.9	2:21.098	8	9	14.061	0.220	75.74
26	8	D	1	Barnaby (Barney) FRANCIS	Mazda RX8	2:21.246	10	11	14.209	0.148	75.66
27	94	E	2	MITCHELL / COCHRANE	Mazda MX5	2:26.060	9	10	19.023	4.814	73.17
28	38	E	3	Gary HOBBS	Hyundai Coupe	2:29.608	9	10	22.571	3.548	71.44
29	133	E	4	RISBRIDGER / BOOT	Mazda 2	2:33.721	3	9	26.684	4.113	69.52
30	134*	E	5	OATES / WOODFORD	Mazda 2	2:38.411	2	9	31.374	4.690	67.47
31	26	E	6	Francis FALCONER	Mazda MX5 MK1	2:45.611	9	9	38.574	7.200	64.53

Comments: Cars 10 and 63 transponders not working please rectify for the race
 No. 45, 63, 134, 166, 777 - 1 Lap time disallowed; exceeding track limits.
 No. 10, 22 - 2 Lap times disallowed; exceeding track limits.

Weather / Track : Sunny / Dry

Date: 21/07/2024 Start: 09:00 Finish: 09:25
 Snetterton 300: 2.9689 miles

These results are provisional until the conclusion of any judicial and technical matters.

Clerk Of Course: Paul Levitt	Stewards:	Timekeeper: Andy Craker	
------------------------------	-----------	-------------------------	---

Results can be found at www.tsl-timing.com

Printed - 09:29 Sunday, 21 July 2024

SW Motorsports ClubSport Trophy

QUALIFYING - RACE 9 - LAP ANALYSIS

DIFF = Difference To Personal Best Lap

P1 22 Jamie HADLEY				
LAP	LAP TIME	DIFF	MPH	TIME OF DAY
1 -	2:15.691	8.654	78.76	09:02:23.055
2 -	2:07.037 (1)		84.13	09:04:30.092
3 -	2:13.790 D	6.753	79.88	09:06:43.882
4 -	2:07.199 (3)	0.162	84.02	09:08:51.081
5 -	4:30.698 P	2:23.661	39.48	09:13:21.779
6 -	2:18.380	11.343	77.23	09:15:40.159
7 -	2:27.323 D	20.286	72.54	09:18:07.482
8 -	2:07.149 (2)	0.112	84.05	09:20:14.631

P2 777 Rob ANDRADE				
LAP	LAP TIME	DIFF	MPH	TIME OF DAY
1 -	2:15.426	7.579	78.92	09:02:26.323
2 -	2:07.847 (1)		83.60	09:04:34.170
3 -	2:11.984 (3)	4.137	80.98	09:06:46.154
4 -	2:09.955 (2)	2.108	82.24	09:08:56.109
5 -	4:24.748 P	2:16.901	40.37	09:13:20.857
6 -	2:19.916	12.069	76.38	09:15:40.773
7 -	2:23.571	15.724	74.44	09:18:04.344
8 -	2:26.088 D	18.241	73.16	09:20:30.432

P3 61 Julian DANIEL				
LAP	LAP TIME	DIFF	MPH	TIME OF DAY
1 -	2:17.114	8.495	77.95	09:02:26.545
2 -	2:08.619 (1)		83.09	09:04:35.164
3 -	2:11.762	3.143	81.11	09:06:46.926
4 -	2:09.410 (3)	0.791	82.59	09:08:56.336
5 -	2:10.405	1.786	81.96	09:11:06.741
6 -	2:08.892 (2)	0.273	82.92	09:13:15.633
7 -	4:49.357 P	2:40.738	36.93	09:18:04.990
8 -	2:16.446	7.827	78.33	09:20:21.436

P4 27 Phiroze BILIMORIA				
LAP	LAP TIME	DIFF	MPH	TIME OF DAY
1 -	2:22.910	13.600	74.78	09:02:41.383
2 -	2:12.121	2.811	80.89	09:04:53.504
3 -	2:11.446	2.136	81.31	09:07:04.950
4 -	2:19.805	10.495	76.44	09:09:24.755
5 -	2:11.280	1.970	81.41	09:11:36.035
6 -	2:10.995 (2)	1.685	81.59	09:13:47.030
7 -	2:12.977	3.667	80.37	09:16:00.007
8 -	2:11.126 (3)	1.816	81.51	09:18:11.133
9 -	2:11.366	2.056	81.36	09:20:22.499
10 -	2:11.631	2.321	81.19	09:22:34.130
11 -	2:12.183	2.873	80.85	09:24:46.313
12 -	2:09.310 (1)		82.65	09:26:55.623

P5 111 Shane KELLY				
LAP	LAP TIME	DIFF	MPH	TIME OF DAY
1 -	2:15.782	4.355	78.71	09:02:29.063
2 -	2:11.637 (2)	0.210	81.19	09:04:40.700
3 -	2:12.295	0.868	80.78	09:06:52.995
4 -	2:31.331	19.904	70.62	09:09:24.326
5 -	2:12.063 (3)	0.636	80.93	09:11:36.389
6 -	2:11.427 (1)		81.32	09:13:47.816
7 -	2:12.496	1.069	80.66	09:16:00.312
8 -	3:02.898 P	51.471	58.43	09:19:03.210

DIFF = Difference To Personal Best Lap

P6 14 WATLING / WHEELER				
LAP	LAP TIME	DIFF	MPH	TIME OF DAY
1 -	2:36.123	23.386	68.45	09:03:03.939
2 -	2:18.361	5.624	77.24	09:05:22.300
3 -	2:16.321	3.584	78.40	09:07:38.621
4 -	2:20.180	7.443	76.24	09:09:58.801
5 -	2:14.050 (2)	1.313	79.73	09:12:12.851
6 -	2:12.737 (1)		80.52	09:14:25.588
7 -	4:15.678 P	2:02.941	41.80	09:18:41.266
8 -	2:20.457	7.720	76.09	09:21:01.723
9 -	2:15.204 (3)	2.467	79.05	09:23:16.927
10 -	2:15.315	2.578	78.98	09:25:32.242

P7 82 Saranga SOTHISRIHARI				
LAP	LAP TIME	DIFF	MPH	TIME OF DAY
1 -	2:32.922	19.548	69.89	09:03:02.981
2 -	2:18.582	5.208	77.12	09:05:21.563
3 -	2:16.517	3.143	78.29	09:07:38.080
4 -	2:15.476	2.102	78.89	09:09:53.556
5 -	2:14.886	1.512	79.23	09:12:08.442
6 -	2:14.282 (3)	0.908	79.59	09:14:22.724
7 -	2:32.387	19.013	70.13	09:16:55.111
8 -	2:13.374 (1)		80.13	09:19:08.485
9 -	2:16.538	3.164	78.27	09:21:25.023
10 -	2:14.084 (2)	0.710	79.71	09:23:39.107
11 -	2:14.982	1.608	79.18	09:25:54.089

P8 24 Kieran POWER				
LAP	LAP TIME	DIFF	MPH	TIME OF DAY
1 -	2:34.340	20.139	69.25	09:03:50.465
2 -	2:18.315	4.114	77.27	09:06:08.780
3 -	2:18.121	3.920	77.38	09:08:26.901
4 -	2:17.210	3.009	77.89	09:10:44.111
5 -	2:21.720	7.519	75.41	09:13:05.831
6 -	2:17.594	3.393	77.67	09:15:23.425
7 -	2:14.914 (2)	0.713	79.22	09:17:38.339
8 -	2:17.319	3.118	77.83	09:19:55.658
9 -	2:14.201 (1)		79.64	09:22:09.859
10 -	2:18.966	4.765	76.91	09:24:28.825
11 -	2:15.260 (3)	1.059	79.01	09:26:44.085

P9 721 Chris MURPHY				
LAP	LAP TIME	DIFF	MPH	TIME OF DAY
1 -	2:45.977	30.900	64.39	09:03:54.150
2 -	2:19.298	4.221	76.72	09:06:13.448
3 -	2:30.891	15.814	70.83	09:08:44.339
4 -	2:16.286 (3)	1.209	78.42	09:11:00.625
5 -	2:17.923	2.846	77.49	09:13:18.548
6 -	2:42.124	27.047	65.92	09:16:00.672
7 -	2:34.799	19.722	69.04	09:18:35.471
8 -	2:16.042 (2)	0.965	78.56	09:20:51.513
9 -	2:16.350	1.273	78.38	09:23:07.863
10 -	2:15.077 (1)		79.12	09:25:22.940

P10 63 Steve WOOD				
LAP	LAP TIME	DIFF	MPH	TIME OF DAY
1 -	2:23.487	8.379	74.48	09:06:20.818
2 -	2:23.932	8.824	74.25	09:08:44.750
3 -	2:16.736 (2)	1.628	78.16	09:11:01.486
4 -	2:23.032	7.924	74.72	09:13:24.518
5 -	2:19.544 (3)	4.436	76.59	09:15:44.062

SW Motorsports ClubSport Trophy

QUALIFYING - RACE 9 - LAP ANALYSIS

DIFF = Difference To Personal Best Lap

6 -	2:27.201	12.093	72.60	09:18:11.263
7 -	2:31.061	15.953	70.75	09:20:42.324
8 -	2:15.849 D	0.741	78.67	09:22:58.173
9 -	2:15.108 (1)		79.10	09:25:13.281

P11 166 Richard CLARKE

LAP	LAP TIME	DIFF	MPH	TIME OF DAY
1 -	2:32.354	16.925	70.15	09:02:52.432
2 -	2:18.997	3.568	76.89	09:05:11.429
3 -	2:17.202	1.773	77.90	09:07:28.631
4 -	2:17.027 (3)	1.598	77.99	09:09:45.658
5 -	2:21.265	5.836	75.65	09:12:06.923
6 -	2:15.429 (1)		78.92	09:14:22.352
7 -	6:04.481 P	3:49.052	29.32	09:20:26.833
8 -	2:34.664 D	16.235	70.47	09:22:58.497
9 -	2:15.456 (2)	0.027	78.90	09:25:13.953

P12 3 Elliot LETTIS

LAP	LAP TIME	DIFF	MPH	TIME OF DAY
1 -	3:17.726 P	1:01.695	54.05	09:03:54.917
2 -	2:28.139	12.108	72.14	09:06:23.056
3 -	3:51.992 P	1:35.961	46.07	09:10:15.048
4 -	2:26.005	9.974	73.20	09:12:41.053
5 -	2:17.865	1.834	77.52	09:14:58.918
6 -	2:16.353 (2)	0.322	78.38	09:17:15.271
7 -	2:17.743 (3)	1.712	77.59	09:19:33.014
8 -	2:16.031 (1)		78.57	09:21:49.045
9 -	2:20.881	4.850	75.86	09:24:09.926
10 -	2:22.567	6.536	74.96	09:26:32.493

P13 10 Callum BATES

LAP	LAP TIME	DIFF	MPH	TIME OF DAY
1 -	2:18.416	2.326	77.21	09:06:13.926
2 -	2:18.295	2.205	77.28	09:08:32.221
3 -	2:16.340 (2)	0.250	78.39	09:10:48.561
4 -	2:16.090 (1)		78.53	09:13:04.651
5 -	2:17.034	0.944	77.99	09:15:21.685
6 -	2:16.357 (3)	0.267	78.38	09:17:38.042
7 -	2:16.903	0.813	78.07	09:19:54.945
8 -	2:16.686 D	0.596	78.19	09:22:11.631
9 -	2:15.146 D		79.08	09:24:26.777

P14 199 QUANTRELL / JARMAN

LAP	LAP TIME	DIFF	MPH	TIME OF DAY
1 -	2:28.333	11.702	72.05	09:02:45.793
2 -	2:19.468 (3)	2.837	76.63	09:05:05.261
3 -	2:18.372 (2)	1.741	77.24	09:07:23.633
4 -	3:59.866 P	1:43.235	44.55	09:11:23.499
5 -	2:21.617	4.986	75.47	09:13:45.116
6 -	2:16.631 (1)		78.22	09:16:01.747

P15 91 ELLIOTT-NOWOBILSKI / NOWOBILSKI

LAP	LAP TIME	DIFF	MPH	TIME OF DAY
1 -	2:38.174	21.092	67.57	09:03:33.895
2 -	2:30.315	13.233	71.10	09:06:04.210
3 -	4:13.069 P	1:55.987	42.23	09:10:17.279
4 -	2:24.376	7.294	74.02	09:12:41.655
5 -	2:18.382	1.300	77.23	09:15:00.037
6 -	2:17.356 (3)	0.274	77.81	09:17:17.393
7 -	2:18.614	1.532	77.10	09:19:36.007
8 -	2:17.940	0.858	77.48	09:21:53.947

DIFF = Difference To Personal Best Lap

9 -	2:17.082 (1)		77.96	09:24:11.029
10 -	2:17.170 (2)	0.088	77.91	09:26:28.199

P16 32 Mark JONES

LAP	LAP TIME	DIFF	MPH	TIME OF DAY
1 -	2:40.463	22.856	66.60	09:03:24.848
2 -	2:23.633	6.026	74.41	09:05:48.481
3 -	2:21.735	4.128	75.40	09:08:10.216
4 -	2:33.533	15.926	69.61	09:10:43.749
5 -	2:21.084	3.477	75.75	09:13:04.833
6 -	2:26.007	8.400	73.20	09:15:30.840
7 -	2:20.449 (3)	2.842	76.09	09:17:51.289
8 -	2:18.179 (2)	0.572	77.34	09:20:09.468
9 -	2:21.134	3.527	75.73	09:22:30.602
10 -	2:21.168	3.561	75.71	09:24:51.770
11 -	2:17.607 (1)		77.67	09:27:09.377

P17 16 WATTS / WATTS

LAP	LAP TIME	DIFF	MPH	TIME OF DAY
1 -	2:26.022	8.350	73.19	09:03:36.856
2 -	2:19.076 (2)	1.404	76.85	09:05:55.932
3 -	2:17.672 (1)		77.63	09:08:13.604
4 -	3:40.477 P	1:22.805	48.47	09:11:54.081
5 -	2:26.555	8.883	72.92	09:14:20.636
6 -	2:21.946	4.274	75.29	09:16:42.582
7 -	2:24.001	6.329	74.22	09:19:06.583
8 -	2:21.869 (3)	4.197	75.33	09:21:28.452
9 -	2:23.966	6.294	74.24	09:23:52.418
10 -	2:22.125	4.453	75.20	09:26:14.543

P18 75 Craig EMMERSON

LAP	LAP TIME	DIFF	MPH	TIME OF DAY
1 -	2:39.550	21.594	66.98	09:03:11.953
2 -	2:26.144	8.188	73.13	09:05:38.097
3 -	2:21.148	3.192	75.72	09:07:59.245
4 -	2:28.472	10.516	71.98	09:10:27.717
5 -	2:24.520	6.564	73.95	09:12:52.237
6 -	2:20.594 (3)	2.638	76.02	09:15:12.831
7 -	2:20.115 (2)	2.159	76.28	09:17:32.946
8 -	2:17.956 (1)		77.47	09:19:50.902

P19 45 Brendan MURPHY

LAP	LAP TIME	DIFF	MPH	TIME OF DAY
1 -	2:38.367	19.488	67.48	09:03:13.200
2 -	2:25.739	6.860	73.33	09:05:38.939
3 -	2:21.068	2.189	75.76	09:08:00.007
4 -	2:22.094	3.215	75.21	09:10:22.101
5 -	2:19.896 D	1.017	76.40	09:12:41.997
6 -	4:32.349 P	2:13.470	39.24	09:17:14.346
7 -	2:26.392	7.513	73.01	09:19:40.738
8 -	2:20.510 (3)	1.631	76.06	09:22:01.248
9 -	2:18.879 (1)		76.95	09:24:20.127
10 -	2:20.086 (2)	1.207	76.29	09:26:40.213

P20 40 Adam RADFORD

LAP	LAP TIME	DIFF	MPH	TIME OF DAY
1 -	2:41.209	21.778	66.29	09:03:20.722
2 -	2:25.167	5.736	73.62	09:05:45.889
3 -	2:24.157	4.726	74.14	09:08:10.046
4 -	2:24.146	4.715	74.14	09:10:34.192
5 -	2:21.311	1.880	75.63	09:12:55.503

SW Motorsports ClubSport Trophy

QUALIFYING - RACE 9 - LAP ANALYSIS

DIFF = Difference To Personal Best Lap

6 -	2:20.574	1.143	76.03	09:15:16.077
7 -	2:21.708	2.277	75.42	09:17:37.785
8 -	2:19.453 (2)	0.022	76.64	09:19:57.238
9 -	2:19.431 (1)		76.65	09:22:16.669
10 -	2:20.530 (3)	1.099	76.05	09:24:37.199

P21 249 Jason ROGERS

LAP	LAP TIME	DIFF	MPH	TIME OF DAY
1 -	2:38.132	18.573	67.58	09:03:31.756
2 -	2:24.132	4.573	74.15	09:05:55.888
3 -	2:22.466	2.907	75.02	09:08:18.354
4 -	2:21.989	2.430	75.27	09:10:40.343
5 -	2:22.870	3.311	74.80	09:13:03.213
6 -	2:22.262	2.703	75.12	09:15:25.475
7 -	2:20.565 (2)	1.006	76.03	09:17:46.040
8 -	2:21.619	2.060	75.47	09:20:07.659
9 -	2:20.639 (3)	1.080	75.99	09:22:28.298
10 -	2:21.186	1.627	75.70	09:24:49.484
11 -	2:19.559 (1)		76.58	09:27:09.043

P22 177 JUKES / JUKES

LAP	LAP TIME	DIFF	MPH	TIME OF DAY
1 -	2:36.908	16.113	68.11	09:03:10.557
2 -	2:21.552 (3)	0.757	75.50	09:05:32.109
3 -	2:20.795 (1)		75.91	09:07:52.904
4 -	2:21.132 (2)	0.337	75.73	09:10:14.036
5 -	4:47.383 P	2:26.588	37.19	09:15:01.419
6 -	2:36.025	15.230	68.50	09:17:37.444
7 -	2:27.196	6.401	72.61	09:20:04.640
8 -	2:26.195	5.400	73.10	09:22:30.835
9 -	2:25.956	5.161	73.22	09:24:56.791
10 -	2:23.812	3.017	74.31	09:27:20.603

P23 333 Stuart KILROY

LAP	LAP TIME	DIFF	MPH	TIME OF DAY
1 -	2:46.708	25.889	64.11	09:03:09.341
2 -	2:29.444	8.625	71.51	09:05:38.785
3 -	2:30.603	9.784	70.96	09:08:09.388
4 -	2:29.657	8.838	71.41	09:10:39.045
5 -	2:23.852 (3)	3.033	74.29	09:13:02.897
6 -	2:35.687	14.868	68.65	09:15:38.584
7 -	2:31.686	10.867	70.46	09:18:10.270
8 -	2:21.844 (2)	1.025	75.35	09:20:32.114
9 -	2:32.198	11.379	70.22	09:23:04.312
10 -	2:20.819 (1)		75.89	09:25:25.131

P24 49 BYRNE / FIRTH

LAP	LAP TIME	DIFF	MPH	TIME OF DAY
1 -	2:46.093	25.215	64.34	09:03:10.219
2 -	2:24.623 (2)	3.745	73.90	09:05:34.842
3 -	2:20.878 (1)		75.86	09:07:55.720

P25 88 ADCOCK / ADCOCK

LAP	LAP TIME	DIFF	MPH	TIME OF DAY
1 -	2:44.071	22.973	65.14	09:03:25.677
2 -	2:26.304	5.206	73.05	09:05:51.981
3 -	4:29.333 P	2:08.235	39.68	09:10:21.314
4 -	2:32.928	11.830	69.88	09:12:54.242
5 -	2:25.251	4.153	73.58	09:15:19.493
6 -	2:22.420 (3)	1.322	75.04	09:17:41.913
7 -	2:21.259 (2)	0.161	75.66	09:20:03.172

DIFF = Difference To Personal Best Lap

8 -	2:21.098 (1)		75.74	09:22:24.270
9 -	2:52.036	30.938	62.12	09:25:16.306

P26 8 Barnaby (Barney) FRANCIS

LAP	LAP TIME	DIFF	MPH	TIME OF DAY
1 -	2:34.815	13.569	69.03	09:03:23.092
2 -	2:28.585	7.339	71.93	09:05:51.677
3 -	2:26.852	5.606	72.78	09:08:18.529
4 -	2:23.293	2.047	74.58	09:10:41.822
5 -	2:24.464	3.218	73.98	09:13:06.286
6 -	2:24.206	2.960	74.11	09:15:30.492
7 -	2:21.275 (2)	0.029	75.65	09:17:51.767
8 -	2:22.421 (3)	1.175	75.04	09:20:14.188
9 -	2:23.233	1.987	74.62	09:22:37.421
10 -	2:21.246 (1)		75.66	09:24:58.667
11 -	2:29.713	8.467	71.39	09:27:28.380

P27 94 MITCHELL / COCHRANE

LAP	LAP TIME	DIFF	MPH	TIME OF DAY
1 -	2:39.608	13.548	66.96	09:02:55.266
2 -	2:31.936	5.876	70.34	09:05:27.202
3 -	2:28.694	2.634	71.87	09:07:55.896
4 -	2:29.840	3.780	71.32	09:10:25.736
5 -	3:42.096 P	1:16.036	48.12	09:14:07.832
6 -	2:32.887	6.827	69.90	09:16:40.719
7 -	2:27.985	1.925	72.22	09:19:08.704
8 -	2:27.410 (2)	1.350	72.50	09:21:36.114
9 -	2:26.060 (1)		73.17	09:24:02.174
10 -	2:27.751 (3)	1.691	72.33	09:26:29.925

P28 38 Gary HOBBS

LAP	LAP TIME	DIFF	MPH	TIME OF DAY
1 -	2:45.537	15.929	64.56	09:03:43.869
2 -	2:36.546	6.938	68.27	09:06:20.415
3 -	2:34.658	5.050	69.10	09:08:55.073
4 -	2:32.734	3.126	69.97	09:11:27.807
5 -	2:31.536 (3)	1.928	70.53	09:13:59.343
6 -	2:32.382	2.774	70.14	09:16:31.725
7 -	2:31.931	2.323	70.34	09:19:03.656
8 -	2:30.995 (2)	1.387	70.78	09:21:34.651
9 -	2:29.608 (1)		71.44	09:24:04.259
10 -	2:38.091	8.483	67.60	09:26:42.350

P29 133 RISBRIDGER / BOOT

LAP	LAP TIME	DIFF	MPH	TIME OF DAY
1 -	2:45.204	11.483	64.69	09:03:36.803
2 -	2:36.960 (3)	3.239	68.09	09:06:13.763
3 -	2:33.721 (1)		69.52	09:08:47.484
4 -	4:08.921 P	1:35.200	42.93	09:12:56.405
5 -	2:49.976	16.255	62.87	09:15:46.381
6 -	2:39.347	5.626	67.07	09:18:25.728
7 -	2:37.717	3.996	67.76	09:21:03.445
8 -	2:36.965	3.244	68.09	09:23:40.410
9 -	2:36.026 (2)	2.305	68.50	09:26:16.436

P30 134 OATES / WOODFORD

LAP	LAP TIME	DIFF	MPH	TIME OF DAY
1 -	2:51.380	12.969	62.36	09:03:42.045
2 -	2:38.411 (1)		67.47	09:06:20.456
3 -	2:39.420 (2)	1.009	67.04	09:08:59.876
4 -	4:55.941 P	2:17.530	36.11	09:13:55.817

SW Motorsports ClubSport Trophy

QUALIFYING - RACE 9 - LAP ANALYSIS

DIFF = Difference To Personal Best Lap

5 -	2:50.480	12.069	62.69	09:16:46.297
6 -	2:42.518 D	4.107	65.76	09:19:28.815
7 -	2:42.447	4.036	65.79	09:22:11.262
8 -	2:39.965 (3)	1.554	66.81	09:24:51.227
9 -	2:40.367	1.956	66.64	09:27:31.594

P31	26 Francis FALCONER			
------------	----------------------------	--	--	--

LAP	LAP TIME	DIFF	MPH	TIME OF DAY
1 -	3:00.877	15.266	59.09	09:04:11.179
2 -	2:52.172	6.561	62.07	09:07:03.351
3 -	2:51.949	6.338	62.15	09:09:55.300
4 -	2:47.751	2.140	63.71	09:12:43.051
5 -	2:47.156	1.545	63.94	09:15:30.207
6 -	2:47.276	1.665	63.89	09:18:17.483
7 -	2:45.700 (2)	0.089	64.50	09:21:03.183
8 -	2:45.746 (3)	0.135	64.48	09:23:48.929
9 -	2:45.611 (1)		64.53	09:26:34.540

SW Motorsports ClubSport Trophy

QUALIFYING - RACE 9 - STATISTICS

Competitors Started 31
Planned Start 2024-07-21 @ 09:00:00.000
Actual Start 2024-07-21 @ 09:00:07.067
Finish Time 2024-07-21 @ 09:25:08.352
Track Length 2.9689mi.
Total Laps 289
Total Distance Covered 858.0154mi.

Session Fastest Lap History

NO	CL	NAME	LAP TIME	TIME OF DAY	LAP	VEHICLE
22	A	Jamie HADLEY	2:07.037	09:04:30.093	2	VW Golf

Flag History

TYPE	TIME OF DAY
GREEN	09:00:07.067
FINISH	09:25:08.352

Flag Statistics

TYPE	COUNT	TOTAL LAPS	TOTAL TIME
Green	1	12	29:13.339
Red	0	0	0.000
Safety Car	0	0	0.000
FCY	0	0	0.000

SW Motorsports ClubSport Trophy
QUALIFYING - RACE 9 - STATISTICS

CLASS : A

5 Starters

Fastest Lap History

NO	NAME	LAP TIME	TIME OF DAY	LAP	VEHICLE
22	Jamie HADLEY	2:07.037	09:04:30.093	2	VW Golf

SW Motorsports ClubSport Trophy

QUALIFYING - RACE 9 - STATISTICS

CLASS : B

11 Starters

Fastest Lap History

NO	NAME	LAP TIME	TIME OF DAY	LAP	VEHICLE
166	Richard CLARKE	2:18.997	09:05:11.445	2	Clio Cup
82	Saranga SOTHISRIHARI	2:18.582	09:05:21.574	2	BMW 330Ci
14	WATLING / WHEELER	2:18.361	09:05:22.300	2	Ford Fiesta ST 150
24	Kieran POWER	2:18.315	09:06:08.787	2	BMW Z4
166	Richard CLARKE	2:17.202	09:07:28.646	3	Clio Cup
82	Saranga SOTHISRIHARI	2:16.517	09:07:38.091	3	BMW 330Ci
14	WATLING / WHEELER	2:16.321	09:07:38.622	3	Ford Fiesta ST 150
82	Saranga SOTHISRIHARI	2:15.476	09:09:53.567	4	BMW 330Ci
82	Saranga SOTHISRIHARI	2:14.886	09:12:08.453	5	BMW 330Ci
14	WATLING / WHEELER	2:14.050	09:12:12.851	5	Ford Fiesta ST 150
14	WATLING / WHEELER	2:12.737	09:14:25.589	6	Ford Fiesta ST 150

SW Motorsports ClubSport Trophy

QUALIFYING - RACE 9 - STATISTICS

CLASS : C

8 Starters

Fastest Lap History

NO	NAME	LAP TIME	TIME OF DAY	LAP	VEHICLE
199	QUANTRELL / JARMAN	2:19.468	09:05:05.268	2	Renault Clio
10	Callum BATES	2:18.416	09:06:13.926	1	BMW z4
199	QUANTRELL / JARMAN	2:18.372	09:07:23.641	3	Renault Clio
10	Callum BATES	2:18.295	09:08:32.221	2	BMW z4
10	Callum BATES	2:16.340	09:10:48.561	3	BMW z4
10	Callum BATES	2:16.090	09:13:04.651	4	BMW z4
3	Elliot LETTIS	2:16.031	09:21:49.054	8	Mazda MX5 Supercup

SW Motorsports ClubSport Trophy

QUALIFYING - RACE 9 - STATISTICS

CLASS : D

1 Starters

Fastest Lap History

NO	NAME	LAP TIME	TIME OF DAY	LAP	VEHICLE
8	Barnaby (Barney) FRANCIS	2:28.585	09:05:51.718	2	Mazda RX8
8	Barnaby (Barney) FRANCIS	2:26.852	09:08:18.565	3	Mazda RX8
8	Barnaby (Barney) FRANCIS	2:23.293	09:10:41.858	4	Mazda RX8
8	Barnaby (Barney) FRANCIS	2:21.275	09:17:51.802	7	Mazda RX8
8	Barnaby (Barney) FRANCIS	2:21.246	09:24:58.704	10	Mazda RX8

SW Motorsports ClubSport Trophy

QUALIFYING - RACE 9 - STATISTICS

CLASS : E

6 Starters

Fastest Lap History


NO	NAME	LAP TIME	TIME OF DAY	LAP	VEHICLE
94	MITCHELL / COCHRANE	2:31.936	09:05:27.197	2	Mazda MX5
88	ADCOCK / ADCOCK	2:26.304	09:05:52.000	2	BMW Compact E36 1.9
88	ADCOCK / ADCOCK	2:25.251	09:15:19.511	5	BMW Compact E36 1.9
88	ADCOCK / ADCOCK	2:22.420	09:17:41.931	6	BMW Compact E36 1.9
88	ADCOCK / ADCOCK	2:21.259	09:20:03.189	7	BMW Compact E36 1.9
88	ADCOCK / ADCOCK	2:21.098	09:22:24.286	8	BMW Compact E36 1.9

SW Motorsports ClubSport Trophy
RACE 9 - GRID (45 minutes)

ROW 16	31	26	2:45.611 Francis FALCONER	
ROW 15	29	133	2:33.721 RISBRIDGER / BOOT	30
ROW 14	27	94	2:26.060 MITCHELL / COCHRANE	28
ROW 13	25	88	2:21.098 ADCOCK / ADCOCK	26
ROW 12	23	333	2:20.819 Stuart KILROY	24
ROW 11	21	249	2:19.559 Jason ROGERS	22
ROW 10	19	45	2:18.879 Brendan MURPHY	20
ROW 9	17	16	2:17.672 WATTS / WATTS	18
ROW 8	15	91	2:17.082 ELLIOTT-NOWOBILSKI / NOWOBILSKI	16
ROW 7	13	10	2:16.090 Callum BATES	14
ROW 6	11	166	2:15.429 Richard CLARKE	12
ROW 5	9	721	2:15.077 Chris MURPHY	10
ROW 4	7	82	2:13.374 Saranga SOTHISRIHARI	8
ROW 3	5	111	2:11.427 Shane KELLY	6
ROW 2	3	61	2:08.619 Julian DANIEL	4
ROW 1	1	22	2:07.037 Jamie HADLEY	2
			Pole	

These results are provisional until the conclusion of any judicial and technical matters.

Snetterton 300: 2.9689 miles

Clerk Of Course: Paul Levitt	Stewards:	Timekeeper: Andy Craker	
------------------------------	-----------	-------------------------	---

Results can be found at www.tsl-timing.com

Printed - 09:59 Sunday, 21 July 2024

SW Motorsports ClubSport Trophy

RACE 9 - CLASSIFICATION - AMENDED

Race Distance: 18 Laps / 53.44 miles

POS	NO	CL	PIC	NAME	ENTRY	LAPS	TIME	GAP	DIFF	MPH	BEST	ON	GRD	↑↓
1	22	A	1	Jamie HADLEY	VW Golf	18	45:15.779			70.83	2:08.141	15	1	0
2	27	A	2	Phiroze BILIMORIA	VW Scirocco	18	45:21.404	5.625	5.625	70.69	2:09.785	16	4	2
3	111	A	3	Shane KELLY	Morgan Plus Four	18	45:44.509	28.730	23.105	70.09	2:11.196	5	5	2
4	777*	A	4	Rob ANDRADE	Volkswagen Golf GTI	18	45:53.195	37.416	8.686	69.87	2:09.070	15	2	-2
5	14*	B	1	WATLING / WHEELER	Ford Fiesta ST 150	18	45:57.505	41.726	4.310	69.76	2:13.759	11	6	1
6	166	B	2	Richard CLARKE	Clio Cup	18	45:57.807	42.028	0.302	69.76	2:14.324	16	11	5
7	10*	C	1	Callum BATES	BMW z4	18	46:01.191	45.412	3.384	69.67	2:14.860	4	13	6
8	24	B	3	Kieran POWER	BMW Z4	18	46:03.488	47.709	2.297	69.61	2:14.475	16	8	0
9	721	B	4	Chris MURPHY	BMW Z4	18	46:04.105	48.326	0.617	69.60	2:15.184	4	9	0
10	199	C	2	QUANTRELL / JARMAN	Renault Clio	18	46:58.176	1:42.397	54.071	68.26	2:15.930	16	14	4
11	3	C	3	Elliot LETTIS	Mazda MX5 Supercup	18	47:06.188	1:50.409	8.012	68.07	2:16.387	16	12	1
12	45	C	4	Brendan MURPHY	BMW Compact	18	47:08.161	1:52.382	1.973	68.02	2:18.162	16	19	7
13	49	C	5	BYRNE / FIRTH	MG ZS	18	47:14.563	1:58.784	6.402	67.87	2:18.529	9	24	11
14	63*	B	5	Steve WOOD	BMW Z4	18	47:22.061	2:06.282	7.498	67.69	2:15.699	16	10	-4
15	40*	B	6	Adam RADFORD	BMW Z4	18	47:28.718	2:12.939	6.657	67.53	2:18.339	10	20	5
16	91	B	7	ELLIOTT-NOWOBILSKI / NOWOBILSKI	BMW Z4 3.0	17	45:33.398	1 Lap	1 Lap	66.47	2:16.553	5	15	-1
17	333	C	6	Stuart KILROY	Peugeot 207 GTI	17	46:24.004	1 Lap	50.606	65.26	2:21.693	15	23	6
18	8	D	1	Barnaby (Barney) FRANCIS	Mazda RX8	17	46:27.058	1 Lap	3.054	65.19	2:21.320	9	26	8
19	88	E	1	ADCOCK / ADCOCK	BMW Compact E36 1.9	17	46:28.197	1 Lap	1.139	65.16	2:21.675	17	25	6
20	177	B	8	JUKES / JUKES	BMW Z4	17	46:34.337	1 Lap	6.140	65.02	2:19.566	7	22	2
21	32*	B	9	Mark JONES	Honda Civic Type R	17	46:37.100	1 Lap	2.763	64.95	2:19.347	17	16	-5
22	94	E	2	MITCHELL / COCHRANE	Mazda MX5	17	46:46.721	1 Lap	9.621	64.73	2:26.982	16	27	5
23	38	E	3	Gary HOBBS	Hyundai Coupe	16	45:23.369	2 Laps	1 Lap	62.79	2:28.896	3	28	5
24	75	C	7	Craig EMMERSON	BMW 330	16	46:25.162	2 Laps	1:01.793	61.40	2:20.696	16	18	-6
25	133*	E	4	RISBRIDGER / BOOT	Mazda 2	16	46:39.711	2 Laps	14.549	61.08	2:33.659	7	29	4
26	26*	E	5	Francis FALCONER	Mazda MX5 MK1	16	47:43.315	2 Laps	1:03.604	59.72	2:34.468	15	31	5
27	134*	E	6	OATES / WOODFORD	Mazda 2	16	48:05.268	2 Laps	21.953	59.26	2:36.431	7	30	3

NOT CLASSIFIED

DNF	61	A		Julian DANIEL	VW Golf	10	23:56.386	8 Laps	6 Laps	74.40	2:08.490	4	3	
DNF	82	B		Saranga SOTHISRIHARI	BMW 330Ci	9	22:36.337	9 Laps	1 Lap	70.92	2:14.902	8	7	
DNF	249	C		Jason ROGERS	Renault Clio	0							21	

NOT STARTED

NS	16	B		WATTS / WATTS	Ford Fiesta								17	
----	----	---	--	---------------	-------------	--	--	--	--	--	--	--	----	--

FASTEST LAP

22	A			Jamie HADLEY	VW Golf	15	2:08.141			83.40 mph		134.23 kph		
14	B			WATLING / WHEELER	Ford Fiesta ST 150	11	2:13.759			79.90 mph		128.59 kph		
10	C			Callum BATES	BMW z4	4	2:14.860			79.25 mph		127.54 kph		
8	D			Barnaby (Barney) FRANCIS	Mazda RX8	9	2:21.320			75.63 mph		121.71 kph		
88	E			ADCOCK / ADCOCK	BMW Compact E36 1.9	17	2:21.675			75.44 mph		121.41 kph		

Comments: Cars 10, 14, 63 - 2 second penalty - C2.3 Gaining an unfair advantage
Cars 40 - 6 second penalty - C2.3 Gaining an unfair advantage


Cars 26 (30.521s), 32 (30.420s), 133 (32.007s), 134 (30.069s), 777(33.307s) - Race penalties for short pitstops

Weather / Track : Sunny / Dry

These results are provisional until the conclusion of any judicial and technical matters.

Date: 21/07/2024 Start: 13:16 Finish: 14:01

Snetterton 300: 2.9689 miles

Clerk Of Course: Paul Levitt	Stewards:	Timekeeper: Andy Craker	
------------------------------	-----------	-------------------------	---

Results can be found at www.tsl-timing.com

Printed - 15:41 Sunday, 21 July 2024

SW Motorsports ClubSport Trophy

RACE 9 - LAP CHART

LAP 1 @ 13:18:42.872			LAP 2 @ 13:20:51.936			LAP 3 @ 13:23:00.733			LAP 4 @ 13:25:09.715			LAP 5 @ 13:27:21.804		
NO	BEHIND	LAP TIME	NO	BEHIND	LAP TIME	NO	BEHIND	LAP TIME	NO	BEHIND	LAP TIME	NO	BEHIND	LAP TIME
22		2:16.273	22		2:09.064	22		2:08.797	22		2:08.982	61		2:09.534
777	0.601	2:16.874	61	2.079	2:08.622	82	1 Lap	4:10.040 P	61	2.555	2:08.490	22	0.150	2:12.239
61	2.521	2:18.794	777	2.696	2:11.159	61	3.047	2:09.765	777	6.100	2:10.659	777	7.028	2:13.017
27	3.470	2:19.743	27	5.979	2:11.573	777	4.423	2:10.524	27	8.879	2:10.605	27	7.689	2:10.899
111	4.123	2:20.396	111	6.410	2:11.351	27	7.256	2:10.074	111	11.819	2:11.923	111	10.926	2:11.196
14	6.855	2:23.128	14	11.994	2:14.203	111	8.878	2:11.265	82	1 Lap	2:24.005	26	1 Lap	2:43.114
24	9.002	2:25.275	24	16.930	2:16.992	14	17.524	2:14.327	14	23.356	2:14.814	82	1 Lap	2:17.628
82	10.068	2:26.341	721	19.763	2:17.890	24	24.655	2:16.522	24	31.778	2:16.105	14	25.308	2:14.041
721	10.937	2:27.210	10	20.812	2:17.855	721	26.572	2:15.606	721	32.774	2:15.184	24	34.914	2:15.225
166	11.839	2:28.112	166	20.964	2:18.189	166	27.322	2:15.155	166	32.975	2:14.635	166	36.696	2:15.810
10	12.021	2:28.294	91	23.302	2:17.774	10	27.938	2:15.923	10	33.816	2:14.860	721	37.449	2:16.764
91	14.592	2:30.865	199	23.554	2:17.200	199	31.851	2:17.094	199	39.816	2:16.947	10	37.806	2:16.079
199	15.418	2:31.691	3	24.195	2:17.351	3	32.267	2:16.869	91	41.102	2:17.314	199	44.839	2:17.112
3	15.908	2:32.181	177	33.122	2:20.516	91	32.770	2:18.265	3	41.434	2:18.149	91	45.566	2:16.553
40	21.338	2:37.611	40	33.952	2:21.678	177	44.533	2:20.208	177	55.585	2:20.034	3	46.251	2:16.906
177	21.670	2:37.943	49	34.251	2:20.598	40	45.131	2:19.976	40	56.113	2:19.964	40	1:03.957	2:19.933
49	22.717	2:38.990	45	36.324	2:21.786	49	45.451	2:19.997	49	56.540	2:20.071	63	1:04.730	2:18.562
75	23.054	2:39.327	75	39.105	2:25.115	45	47.165	2:19.638	63	58.257	2:19.543	49	1:04.945	2:20.494
45	23.602	2:39.875	32	39.466	2:24.736	63	47.696	2:16.894	45	58.452	2:20.269	177	1:05.921	2:22.425
32	23.794	2:40.067	63	39.599	2:21.159	75	54.192	2:23.884	32	1:09.027	2:23.623	45	1:06.235	2:19.872
333	27.346	2:43.619	333	45.014	2:26.732	32	54.386	2:23.717	75	1:09.840	2:24.630	32	1:19.078	2:22.140
63	27.504	2:43.777	8	46.569	2:26.891	333	1:01.805	2:25.588	333	1:18.783	2:25.960	75	1:20.944	2:23.193
8	28.742	2:45.015	94	48.598	2:28.735	8	1:02.232	2:24.460	8	1:19.380	2:26.130	333	1:30.625	2:23.931
94	28.927	2:45.200	88	48.811	2:26.694	88	1:06.220	2:26.206	88	1:23.047	2:25.809	8	1:30.814	2:23.523
38	30.225	2:46.498	38	51.747	2:30.586	94	1:07.117	2:27.316	94	1:25.267	2:27.132	88	1:37.852	2:26.894
88	31.181	2:47.454	133	1:00.719	2:35.049	38	1:11.846	2:28.896	38	1:32.460	2:29.596	94	1:40.453	2:27.275
133	34.734	2:51.007	134	1:07.964	2:38.697	133	1:27.319	2:35.397	133	1:52.024	2:33.687	38	1:50.182	2:29.811
134	38.331	2:54.604	26	1:19.349	2:43.751	134	1:38.020	2:38.853	134	2:07.122	2:38.084			
26	44.662	3:00.935				26	1:53.182	2:42.630						

SW Motorsports ClubSport Trophy

RACE 9 - LAP CHART

LAP 6 @ 13:29:32.177			LAP 7 @ 13:31:41.041			LAP 8 @ 13:33:50.022			LAP 9 @ 13:35:59.128			LAP 10 @ 13:38:10.151		
NO	BEHIND	LAP TIME	NO	BEHIND	LAP TIME	NO	BEHIND	LAP TIME	NO	BEHIND	LAP TIME	NO	BEHIND	LAP TIME
22		2:10.223	22		2:08.864	22		2:08.981	22		2:09.106	22		2:11.023
61	2.367	2:12.740	38	1 Lap	2:30.023	88	1 Lap	2:25.873	333	1 Lap	2:22.103	26	2 Laps	2:38.659
133	1 Lap	2:34.954	61	3.710	2:10.207	61	5.607	2:10.878	8	1 Lap	2:22.288	75	1 Lap	2:23.173
27	9.034	2:11.718	27	10.992	2:10.822	94	1 Lap	2:27.391	77	15.249	2:11.073	8	1 Lap	2:21.320
777	9.802	2:13.147	777	12.637	2:11.699	27	13.282	2:11.271	777	17.543	2:11.903	27	15.282	2:11.056
111	11.909	2:11.356	111	14.973	2:11.928	777	14.746	2:11.090	111	19.983	2:11.423	777	17.498	2:10.978
134	1 Lap	2:40.167	133	1 Lap	2:34.421	111	17.666	2:11.674	88	1 Lap	2:29.448	94	2 Laps	4:34.041 P
82	1 Lap	2:15.709	14	35.067	2:14.926	38	1 Lap	2:29.899	38	1 Lap	2:29.613	111	21.050	2:12.090
14	29.005	2:14.070	82	1 Lap	2:16.536	14	40.660	2:14.574	14	45.906	2:14.352	88	1 Lap	2:27.553
24	41.239	2:16.698	24	48.356	2:15.981	82	1 Lap	2:15.280	82	1 Lap	2:14.902	14	49.399	2:14.516
166	41.931	2:15.608	166	48.491	2:15.424	133	1 Lap	2:33.659	166	1:01.755	2:15.627	82	1 Lap	2:15.896
721	43.024	2:15.948	721	49.826	2:15.666	166	55.234	2:15.724	10	1:05.957	2:17.951	721	1 Lap	4:21.191 P
10	43.363	2:15.930	10	50.994	2:16.495	24	55.601	2:16.226	3	1:16.266	2:17.144	24	1 Lap	4:23.342 P
26	1 Lap	2:40.622	134	1 Lap	2:38.297	721	56.812	2:15.967	133	1 Lap	2:35.504	199	1 Lap	4:18.756 P
199	51.296	2:16.830	199	59.654	2:17.222	10	57.112	2:15.099	91	1:23.697	2:18.891	166	1:07.239	2:16.507
3	52.419	2:16.541	3	1:00.746	2:17.191	199	1:07.680	2:17.007	45	1 Lap	4:22.793 P	10	1:12.052	2:17.118
91	54.729	2:19.536	91	1:03.806	2:17.941	3	1:08.228	2:16.463	40	1 Lap	2:23.237	134	2 Laps	4:34.856 P
40	1:12.860	2:19.276	26	1 Lap	2:38.993	91	1:13.912	2:19.087	63	1:39.703	2:16.142	45	1 Lap	2:22.609
49	1:13.223	2:18.651	63	1:24.828	2:20.129	134	1 Lap	2:36.431	49	1:46.601	2:18.529	40	1 Lap	2:18.358
63	1:13.563	2:19.206	49	1:25.630	2:21.271	40	1 Lap	4:29.573 P	61	2:10.623	4:14.122 P	177	1 Lap	4:30.116 P
45	1:15.027	2:19.165	45	1:25.878	2:19.715	63	1:32.667	2:16.820				32	1 Lap	4:20.280 P
177	1:15.717	2:20.169	177	1:26.419	2:19.566	49	1:37.178	2:20.529				49	1:54.246	2:18.668
32	1:29.148	2:20.443	32	1:40.388	2:20.104	177	1:37.812	2:20.374				61	2:12.834	2:13.234
75	1:31.890	2:21.319	75	1:45.293	2:22.267	26	1 Lap	2:38.173				333	1 Lap	4:26.891 P
333	1:42.778	2:22.526	333	1:56.436	2:22.522	32	1:51.279	2:19.872						
8	1:43.820	2:23.379	8	1:58.827	2:23.871	75	2:00.431	2:24.119						
88	1:52.196	2:24.717												
94	1:57.512	2:27.432												

SW Motorsports ClubSport Trophy

RACE 9 - LAP CHART

LAP 11 @ 13:40:37.092			LAP 12 @ 13:44:43.838			LAP 13 @ 13:48:09.511			LAP 14 @ 13:53:06.870			LAP 15 @ 13:55:15.011		
NO	BEHIND	LAP TIME	NO	BEHIND	LAP TIME	NO	BEHIND	LAP TIME	NO	BEHIND	LAP TIME	NO	BEHIND	LAP TIME
27		2:11.659	22		2:23.786	22		3:25.673	22		4:57.359	22		2:08.141
777	1.384	2:10.827	777	0.849	4:06.211 P	777	1.751	3:26.575	777	0.551	4:56.159	777	1.480	2:09.070
8	1 Lap	2:26.525	27	5.252	4:11.998 P	27	2.505	3:22.926	27	1.542	4:56.396	27	3.247	2:09.846
26	2 Laps	2:40.800	32	1 Lap	2:26.971	32	1 Lap	3:18.179	32	1 Lap	4:56.971	32	1 Lap	2:21.464
94	2 Laps	2:32.834	177	1 Lap	2:43.535	177	1 Lap	3:04.635	177	1 Lap	4:56.399	14	17.267	2:18.546
38	2 Laps	4:30.991 P	8	1 Lap	4:24.925 P	8	1 Lap	3:01.947	14	6.862	4:47.822	111	17.392	2:14.120
14	36.217	2:13.759	26	2 Laps	4:40.725 P	26	2 Laps	2:47.652	8	1 Lap	4:57.011	10	21.980	2:17.256
88	1 Lap	2:27.282	14	52.799	4:23.328 P	14	16.399	2:49.273	26	2 Laps	4:52.899	166	23.836	2:17.226
24	1 Lap	2:18.246	134	2 Laps	3:02.135	134	2 Laps	2:50.877	134	2 Laps	4:46.236	177	1 Lap	2:27.199
721	1 Lap	2:19.208	75	2 Laps	7:27.832 P	111	23.134	2:51.065	111	11.413	4:45.638	24	25.679	2:18.396
3	1 Lap	4:20.833 P	111	57.742	2:54.294	333	1 Lap	2:50.906	333	1 Lap	4:45.304	721	25.827	2:18.811
199	1 Lap	2:21.073	333	1 Lap	2:42.455	75	2 Laps	2:52.636	75	2 Laps	4:44.692	8	1 Lap	2:28.302
10	1:01.394	2:16.283	88	1 Lap	4:33.720 P	88	1 Lap	2:47.620	10	12.865	4:43.381	333	1 Lap	2:25.145
91	1 Lap	4:26.239 P	10	1:20.522	4:25.874 P	10	26.843	2:31.994	88	1 Lap	4:44.005	75	2 Laps	2:27.719
133	2 Laps	4:30.245 P	94	1 Lap	2:41.814	94	1 Lap	2:36.869	94	1 Lap	4:29.434	88	1 Lap	2:27.986
63	1 Lap	4:23.789 P	166	1:31.868	2:42.533	166	42.756	2:36.561	166	14.751	4:29.354	94	1 Lap	2:29.844
45	1 Lap	2:18.483	721	1:32.576	2:32.355	721	43.578	2:36.675	721	15.157	4:28.938	26	2 Laps	2:38.056
40	1 Lap	2:18.339	24	1:33.234	2:32.469	24	43.989	2:36.428	24	15.424	4:28.794	134	2 Laps	2:43.021
22	1:42.960	4:09.901 P	38	1 Lap	4:07.265	38	1 Lap	3:36.006	38	1 Lap	2:43.634	199	1:18.646	2:16.628
177	1 Lap	2:29.375	199	3:14.607	3:59.276	199	3:24.092	3:35.158	199	1:10.159	2:43.426	3	1:20.501	2:17.882
32	1 Lap	2:26.763	3	3:15.688	3:54.596	3	3:24.569	3:34.554	3	1:10.760	2:43.550	63	1:21.625	2:18.476
134	2 Laps	2:52.317	49	3:16.568	3:32.712	49	3:25.306	3:34.411	49	1:10.966	2:43.019	49	1:24.123	2:21.298
111	2:10.194	4:16.085 P	91	3:18.874	3:26.538	91	3:26.268	3:33.067	63	1:11.290	2:41.882	45	1:24.295	2:18.908
333	1 Lap	2:33.423	63	3:19.900	3:27.229	63	3:26.767	3:32.540	91	1:13.037	2:44.128	38	1 Lap	2:30.339
166	2:56.081	4:15.783 P	45	3:21.316	3:28.176	45	3:27.514	3:31.871	45	1:13.528	2:43.373	40	1:36.318	2:30.158
94	1 Lap	2:29.246	133	1 Lap	3:23.462	133	1 Lap	3:31.349	40	1:14.301	2:42.632	91	1:38.536	2:33.640
721	3:06.967	2:16.826	40	3:23.711	3:23.919	40	3:29.028	3:30.990	133	1 Lap	2:49.123	133	1 Lap	2:44.223
24	3:07.511	2:17.392												
38	1 Lap	2:37.429												
199	3:22.077	2:21.638												
3	3:27.838	2:28.703												
49	3:50.602	4:23.297 P												
91	3:59.082	2:47.110												
63	3:59.417	2:33.889												
45	3:59.886	2:26.174												
133	1 Lap	2:52.550												
40	4:06.538	2:29.086												

SW Motorsports ClubSport Trophy

RACE 9 - LAP CHART

LAP 16 @ 13:57:23.546			LAP 17 @ 13:59:31.788			LAP 18 @ 14:01:42.378		
NO	BEHIND	LAP TIME	NO	BEHIND	LAP TIME	NO	BEHIND	LAP TIME
22		2:08.535	22		2:08.242	22		2:10.590
777	2.651	2:09.706	777	3.856	2:09.447	777	4.109	2:10.843
27	4.497	2:09.785	27	6.137	2:09.882	27	5.625	2:10.078
111	21.932	2:13.075	133	2 Laps	2:43.686	38	2 Laps	2:31.460
14	25.263	2:16.531	111	25.921	2:12.231	91	1 Lap	2:30.873
32	1 Lap	2:20.761	14	32.787	2:15.766	111	28.730	2:13.399
10	29.500	2:16.055	166	37.792	2:16.409	14	39.726	2:17.529
166	29.625	2:14.324	10	38.467	2:17.209	166	42.028	2:14.826
24	31.619	2:14.475	721	41.764	2:17.445	10	43.412	2:15.535
721	32.561	2:15.269	24	41.941	2:18.564	24	47.709	2:16.358
177	1 Lap	2:25.373	32	1 Lap	2:21.242	721	48.326	2:17.152
333	1 Lap	2:21.693	333	1 Lap	2:22.363	32	1 Lap	2:19.347
8	1 Lap	2:23.865	75	2 Laps	2:22.722	133	2 Laps	2:39.388
75	2 Laps	2:21.838	8	1 Lap	2:25.050	333	1 Lap	2:22.843
88	1 Lap	2:23.360	88	1 Lap	2:21.901	75	2 Laps	2:20.696
94	1 Lap	2:27.950	177	1 Lap	2:29.420	8	1 Lap	2:22.556
26	2 Laps	2:34.930	94	1 Lap	2:26.982	88	1 Lap	2:21.675
134	2 Laps	2:39.420	26	2 Laps	2:34.468	177	1 Lap	2:27.050
199	1:26.041	2:15.930	199	1:34.893	2:17.094	94	1 Lap	2:27.226
3	1:28.353	2:16.387	3	1:42.417	2:22.306	199	1:42.397	2:18.094
63	1:28.789	2:15.699	45	1:44.411	2:18.731	3	1:50.409	2:18.582
45	1:33.922	2:18.162	49	1:49.282	2:20.302	45	1:52.382	2:18.561
49	1:37.222	2:21.634	134	2 Laps	2:40.681	26	2 Laps	2:36.387
40	1:47.949	2:20.166	63	1:56.520	2:35.973	49	1:58.784	2:20.092
38	1 Lap	2:31.323	40	1:58.286	2:18.579	63	2:04.282	2:18.352
91	2:05.578	2:35.577				40	2:06.939	2:19.243
						134	2 Laps	2:40.523

SW Motorsports ClubSport Trophy

RACE 9 - POSITION CHART

No	Name	Lap Pos																		
			1	2	3	4	5	6	7	8	9	10	11	12	13	14	15	16	17	18
22	HADLEY	1	22	22	22	22	61	22	22	22	22	22	27	22	22	22	22	22	22	22
777	ANDRADE	2	777	61	61	61	22	61	61	61	27	27	777	777	777	777	777	777	777	777
61	DANIEL	3	61	777	777	777	777	27	27	27	777	777	14	27	27	27	27	27	27	27
27	BILIMORIA	4	27	27	27	27	27	777	777	777	111	111	10	14	14	14	14	111	111	111
111	KELLY	5	111	111	111	111	111	111	111	111	14	14	22	111	111	111	111	111	14	14
14	WATLING / WHEELER	6	14	14	14	14	14	14	14	14	166	166	111	10	10	10	10	10	166	166
82	SOTHISRIHARI	7	24	24	24	24	24	24	24	166	10	10	166	166	166	166	166	166	10	10
24	POWER	8	82	721	721	721	166	166	166	24	3	49	721	721	721	24	24	721	24	24
721	MURPHY	9	721	10	166	166	721	721	721	91	61	24	24	24	24	721	721	24	721	721
63	WOOD	10	166	166	10	10	10	10	10	63	8	199	199	199	199	199	199	199	199	199
166	CLARKE	11	10	91	199	199	199	199	199	49	88	3	3	3	3	3	3	3	3	3
3	LETTIS	12	91	199	3	91	91	3	3	3	61	24	49	49	49	49	63	63	45	45
10	BATES	13	199	3	91	3	3	91	91	91	75	721	91	91	91	63	49	45	49	49
199	QUANTRELL / JARMAN	14	3	177	177	177	40	40	63	63	8	3	63	63	63	91	45	49	63	63
91	ELLIOTT-NOWOBILSK	15	40	40	40	40	63	49	49	49	88	199	45	45	45	45	40	40	40	40
32	JONES	16	177	49	49	49	49	63	45	177	82	91	40	40	40	40	91	91	91	91
16	WATTS / WATTS	17	49	45	45	63	177	45	177	32	721	63	32	32	32	32	32	32	32	32
75	EMMERSON	18	75	75	63	45	45	177	32	75	24	45	177	177	177	177	177	333	333	333
45	MURPHY	19	45	32	75	32	32	32	75	333	199	40	8	8	8	8	333	8	8	8
40	RADFORD	20	32	63	32	75	75	75	333	8	45	177	333	333	333	333	8	88	88	88
249	ROGERS	21	333	333	333	333	333	333	8	88	40	32	88	88	88	88	88	177	177	177
177	JUKES / JUKES	22	63	8	8	8	8	8	88	38	177	333	94	94	94	94	94	94	94	94
333	KILROY	23	8	94	88	88	88	88	94	82	32	94	38	38	38	38	38	38	38	38
49	BYRNE / FIRTH	24	94	88	94	94	94	94	38	133	333	38	133	133	133	133	133	133	133	133
88	ADCOCK / ADCOCK	25	38	38	38	38	38	38	82	45	26	133	26	26	75	75	75	75	75	75
8	FRANCIS	26	88	133	133	133	133	133	133	40	94	26	134	134	26	26	26	26	26	26
94	MITCHELL / COCHRAN	27	133	134	134	134	134	82	134	26	38	134	75	75	134	134	134	134	134	134
38	HOBBS	28	134	26	26	26	82	134	40	94	133	75								
133	RISBRIDGER / BOOT	29	26	82	82	82	26	26	26	134	134									
134	OATES / WOODFORD	30																		
26	FALCONER	31																		

SW Motorsports ClubSport Trophy

RACE 9 - LAP ANALYSIS

DIFF = Difference To Personal Best Lap

P1 22 Jamie HADLEY				
LAP	LAP TIME	DIFF	MPH	TIME OF DAY
1 -	2:16.273	8.132	78.43	13:18:42.872
2 -	2:09.064	0.923	82.81	13:20:51.936
3 -	2:08.797	0.656	82.98	13:23:00.733
4 -	2:08.982	0.841	82.86	13:25:09.715
5 -	2:12.239	4.098	80.82	13:27:21.954
6 -	2:10.223	2.082	82.07	13:29:32.177
7 -	2:08.864	0.723	82.94	13:31:41.041
8 -	2:08.981	0.840	82.86	13:33:50.022
9 -	2:09.106	0.965	82.78	13:35:59.128
10 -	2:11.023	2.882	81.57	13:38:10.151
11 -	4:09.901 P	2:01.760	42.76	13:42:20.052
12 -	2:23.786	15.645	74.33	13:44:43.838
13 -	3:25.673	1:17.532	51.96	13:48:09.511
14 -	4:57.359	2:49.218	35.94	13:53:06.870
15 -	2:08.141 (1)		83.40	13:55:15.011
16 -	2:08.535 (3)	0.394	83.15	13:57:23.546
17 -	2:08.242 (2)	0.101	83.34	13:59:31.788
18 -	2:10.590	2.449	81.84	14:01:42.378

P2 27 Phiroze BILIMORIA				
LAP	LAP TIME	DIFF	MPH	TIME OF DAY
1 -	2:19.743	9.958	76.48	13:18:46.342
2 -	2:11.573	1.788	81.23	13:20:57.915
3 -	2:10.074	0.289	82.16	13:23:07.989
4 -	2:10.605	0.820	81.83	13:25:18.594
5 -	2:10.899	1.114	81.65	13:27:29.493
6 -	2:11.718	1.933	81.14	13:29:41.211
7 -	2:10.822	1.037	81.69	13:31:52.033
8 -	2:11.271	1.486	81.41	13:34:03.304
9 -	2:11.073	1.288	81.54	13:36:14.377
10 -	2:11.056	1.271	81.55	13:38:25.433
11 -	2:11.659	1.874	81.18	13:40:37.092
12 -	4:11.998 P	2:02.213	42.41	13:44:49.090
13 -	3:22.926	1:13.141	52.66	13:48:12.016
14 -	4:56.396	2:46.611	36.06	13:53:08.412
15 -	2:09.846 (2)	0.061	82.31	13:55:18.258
16 -	2:09.785 (1)		82.35	13:57:28.043
17 -	2:09.882 (3)	0.097	82.29	13:59:37.925
18 -	2:10.078	0.293	82.16	14:01:48.003

P3 111 Shane KELLY				
LAP	LAP TIME	DIFF	MPH	TIME OF DAY
1 -	2:20.396	9.200	76.12	13:18:46.995
2 -	2:11.351 (3)	0.155	81.37	13:20:58.346
3 -	2:11.265 (2)	0.069	81.42	13:23:09.611
4 -	2:11.923	0.727	81.01	13:25:21.534
5 -	2:11.196 (1)		81.46	13:27:32.730
6 -	2:11.356	0.160	81.36	13:29:44.086
7 -	2:11.928	0.732	81.01	13:31:56.014
8 -	2:11.674	0.478	81.17	13:34:07.688
9 -	2:11.423	0.227	81.32	13:36:19.111
10 -	2:12.090	0.894	80.91	13:38:31.201
11 -	4:16.085 P	2:04.889	41.73	13:42:47.286
12 -	2:54.294	43.098	61.32	13:45:41.580
13 -	2:51.065	39.869	62.47	13:48:32.645
14 -	4:45.638	2:34.442	37.41	13:53:18.283
15 -	2:14.120	2.924	79.69	13:55:32.403
16 -	2:13.075	1.879	80.31	13:57:45.478
17 -	2:12.231	1.035	80.82	13:59:57.709
18 -	2:13.399	2.203	80.12	14:02:11.108

DIFF = Difference To Personal Best Lap

P4 777 Rob ANDRADE				
LAP	LAP TIME	DIFF	MPH	TIME OF DAY
1 -	2:16.874	7.804	78.08	13:18:43.473
2 -	2:11.159	2.089	81.48	13:20:54.632
3 -	2:10.524	1.454	81.88	13:23:05.156
4 -	2:10.659	1.589	81.80	13:25:15.815
5 -	2:13.017	3.947	80.35	13:27:28.832
6 -	2:13.147	4.077	80.27	13:29:41.979
7 -	2:11.699	2.629	81.15	13:31:53.678
8 -	2:11.090	2.020	81.53	13:34:04.768
9 -	2:11.903	2.833	81.02	13:36:16.671
10 -	2:10.978	1.908	81.60	13:38:27.649
11 -	2:10.827	1.757	81.69	13:40:38.476
12 -	4:06.211 P	1:57.141	43.41	13:44:44.687
13 -	3:26.575	1:17.505	51.73	13:48:11.262
14 -	4:56.159	2:47.089	36.08	13:53:07.421
15 -	2:09.070 (1)		82.80	13:55:16.491
16 -	2:09.706 (3)	0.636	82.40	13:57:26.197
17 -	2:09.447 (2)	0.377	82.56	13:59:35.644
18 -	2:10.843	1.773	81.68	14:01:46.487

P5 14 WATLING / WHEELER				
LAP	LAP TIME	DIFF	MPH	TIME OF DAY
1 -	2:23.128	9.369	74.67	13:18:49.727
2 -	2:14.203	0.444	79.64	13:21:03.930
3 -	2:14.327	0.568	79.56	13:23:18.257
4 -	2:14.814	1.055	79.28	13:25:33.071
5 -	2:14.041 (2)	0.282	79.73	13:27:47.112
6 -	2:14.070 (3)	0.311	79.72	13:30:01.182
7 -	2:14.926	1.167	79.21	13:32:16.108
8 -	2:14.574	0.815	79.42	13:34:30.682
9 -	2:14.352	0.593	79.55	13:36:45.034
10 -	2:14.516	0.757	79.45	13:38:59.550
11 -	2:13.759 (1)		79.90	13:41:13.309
12 -	4:23.328 P	2:09.569	40.58	13:45:36.637
13 -	2:49.273	35.514	63.14	13:48:25.910
14 -	4:47.822	2:34.063	37.13	13:53:13.732
15 -	2:18.546	4.787	77.14	13:55:32.278
16 -	2:16.531	2.772	78.28	13:57:48.809
17 -	2:15.766	2.007	78.72	14:00:04.575
18 -	2:17.529	3.770	77.71	14:02:22.104

P6 166 Richard CLARKE				
LAP	LAP TIME	DIFF	MPH	TIME OF DAY
1 -	2:28.112	13.788	72.16	13:18:54.711
2 -	2:18.189	3.865	77.34	13:21:12.900
3 -	2:15.155	0.831	79.08	13:23:28.055
4 -	2:14.635 (2)	0.311	79.38	13:25:42.690
5 -	2:15.810	1.486	78.69	13:27:58.500
6 -	2:15.608	1.284	78.81	13:30:14.108
7 -	2:15.424	1.100	78.92	13:32:29.532
8 -	2:15.724	1.400	78.74	13:34:45.256
9 -	2:15.627	1.303	78.80	13:37:00.883
10 -	2:16.507	2.183	78.29	13:39:17.390
11 -	4:15.783 P	2:01.459	41.78	13:43:33.173
12 -	2:42.533	28.209	65.75	13:46:15.706
13 -	2:36.561	22.237	68.26	13:48:52.267
14 -	4:29.354	2:15.030	39.68	13:53:21.621
15 -	2:17.226	2.902	77.88	13:55:38.847
16 -	2:14.324 (1)		79.56	13:57:53.171
17 -	2:16.409	2.085	78.35	14:00:09.580
18 -	2:14.826 (3)	0.502	79.27	14:02:24.406

SW Motorsports ClubSport Trophy

RACE 9 - LAP ANALYSIS

DIFF = Difference To Personal Best Lap

P7 10 Callum BATES				
LAP	LAP TIME	DIFF	MPH	TIME OF DAY
1 -	2:28.294	13.434	72.07	13:18:54.893
2 -	2:17.855	2.995	77.53	13:21:12.748
3 -	2:15.923	1.063	78.63	13:23:28.671
4 -	2:14.860 (1)		79.25	13:25:43.531
5 -	2:16.079	1.219	78.54	13:27:59.610
6 -	2:15.930	1.070	78.62	13:30:15.540
7 -	2:16.495	1.635	78.30	13:32:32.035
8 -	2:15.099 (2)	0.239	79.11	13:34:47.134
9 -	2:17.951	3.091	77.47	13:37:05.085
10 -	2:17.118	2.258	77.94	13:39:22.203
11 -	2:16.283	1.423	78.42	13:41:38.486
12 -	4:25.874 P	2:11.014	40.19	13:46:04.360
13 -	2:31.994	17.134	70.31	13:48:36.354
14 -	4:43.381	2:28.521	37.71	13:53:19.735
15 -	2:17.256	2.396	77.86	13:55:36.991
16 -	2:16.055	1.195	78.55	13:57:53.046
17 -	2:17.209	2.349	77.89	14:00:10.255
18 -	2:15.535 (3)	0.675	78.85	14:02:25.790

P8 24 Kieran POWER				
LAP	LAP TIME	DIFF	MPH	TIME OF DAY
1 -	2:25.275	10.800	73.57	13:18:51.874
2 -	2:16.992	2.517	78.01	13:21:08.866
3 -	2:16.522	2.047	78.28	13:23:25.388
4 -	2:16.105	1.630	78.52	13:25:41.493
5 -	2:15.225 (2)	0.750	79.03	13:27:56.718
6 -	2:16.698	2.223	78.18	13:30:13.416
7 -	2:15.981 (3)	1.506	78.59	13:32:29.397
8 -	2:16.226	1.751	78.45	13:34:45.623
9 -	4:23.342 P	2:08.867	40.58	13:39:08.965
10 -	2:18.246	3.771	77.31	13:41:27.211
11 -	2:17.392	2.917	77.79	13:43:44.603
12 -	2:32.469	17.994	70.10	13:46:17.072
13 -	2:36.428	21.953	68.32	13:48:53.500
14 -	4:28.794	2:14.319	39.76	13:53:22.294
15 -	2:18.396	3.921	77.22	13:55:40.690
16 -	2:14.475 (1)		79.48	13:57:55.165
17 -	2:18.564	4.089	77.13	14:00:13.729
18 -	2:16.358	1.883	78.38	14:02:30.087

P9 721 Chris MURPHY				
LAP	LAP TIME	DIFF	MPH	TIME OF DAY
1 -	2:27.210	12.026	72.60	13:18:53.809
2 -	2:17.890	2.706	77.51	13:21:11.699
3 -	2:15.606 (3)	0.422	78.81	13:23:27.305
4 -	2:15.184 (1)		79.06	13:25:42.489
5 -	2:16.764	1.580	78.14	13:27:59.253
6 -	2:15.948	0.764	78.61	13:30:15.201
7 -	2:15.666	0.482	78.78	13:32:30.867
8 -	2:15.967	0.783	78.60	13:34:46.834
9 -	4:21.191 P	2:06.007	40.92	13:39:08.025
10 -	2:19.208	4.024	76.77	13:41:27.233
11 -	2:16.826	1.642	78.11	13:43:44.059
12 -	2:32.355	17.171	70.15	13:46:16.414
13 -	2:36.675	21.491	68.21	13:48:53.089
14 -	4:28.938	2:13.754	39.74	13:53:22.027
15 -	2:18.811	3.627	76.99	13:55:40.838
16 -	2:15.269 (2)	0.085	79.01	13:57:56.107
17 -	2:17.445	2.261	77.76	14:00:13.552
18 -	2:17.152	1.968	77.92	14:02:30.704

DIFF = Difference To Personal Best Lap

P10 199 QUANTRELL / JARMAN				
LAP	LAP TIME	DIFF	MPH	TIME OF DAY
1 -	2:31.691	15.761	70.45	13:18:58.290
2 -	2:17.200	1.270	77.90	13:21:15.490
3 -	2:17.094	1.164	77.96	13:23:32.584
4 -	2:16.947	1.017	78.04	13:25:49.531
5 -	2:17.112	1.182	77.95	13:28:06.643
6 -	2:16.830 (3)	0.900	78.11	13:30:23.473
7 -	2:17.222	1.292	77.88	13:32:40.695
8 -	2:17.007	1.077	78.01	13:34:57.702
9 -	4:18.756 P	2:02.826	41.30	13:39:16.458
10 -	2:21.073	5.143	75.76	13:41:37.531
11 -	2:21.638	5.708	75.46	13:43:59.169
12 -	3:59.276	1:43.346	44.66	13:47:58.445
13 -	3:35.158	1:19.228	49.67	13:51:33.603
14 -	2:43.426	27.496	65.40	13:54:17.029
15 -	2:16.628 (2)	0.698	78.22	13:56:33.657
16 -	2:15.930 (1)		78.62	13:58:49.587
17 -	2:17.094	1.164	77.96	14:01:06.681
18 -	2:18.094	2.164	77.39	14:03:24.775

P11 3 Elliot LETTIS				
LAP	LAP TIME	DIFF	MPH	TIME OF DAY
1 -	2:32.181	15.794	70.23	13:18:58.780
2 -	2:17.351	0.964	77.81	13:21:16.131
3 -	2:16.869	0.482	78.08	13:23:33.000
4 -	2:18.149	1.762	77.36	13:25:51.149
5 -	2:16.906	0.519	78.06	13:28:08.055
6 -	2:16.541 (3)	0.154	78.27	13:30:24.596
7 -	2:17.191	0.804	77.90	13:32:41.787
8 -	2:16.463 (2)	0.076	78.32	13:34:58.250
9 -	2:17.144	0.757	77.93	13:37:15.394
10 -	4:20.833 P	2:04.446	40.97	13:41:36.227
11 -	2:28.703	12.316	71.87	13:44:04.930
12 -	3:54.596	1:38.209	45.55	13:47:59.526
13 -	3:34.554	1:18.167	49.81	13:51:34.080
14 -	2:43.550	27.163	65.35	13:54:17.630
15 -	2:17.882	1.495	77.51	13:56:35.512
16 -	2:16.387 (1)		78.36	13:58:51.899
17 -	2:22.306	5.919	75.10	14:01:14.205
18 -	2:18.582	2.195	77.12	14:03:32.787

P12 45 Brendan MURPHY				
LAP	LAP TIME	DIFF	MPH	TIME OF DAY
1 -	2:39.875	21.713	66.85	13:19:06.474
2 -	2:21.786	3.624	75.38	13:21:28.260
3 -	2:19.638	1.476	76.54	13:23:47.898
4 -	2:20.269	2.107	76.19	13:26:08.167
5 -	2:19.872	1.710	76.41	13:28:28.039
6 -	2:19.165	1.003	76.80	13:30:47.204
7 -	2:19.715	1.553	76.49	13:33:06.919
8 -	4:22.793 P	2:04.631	40.67	13:37:29.712
9 -	2:22.609	4.447	74.94	13:39:52.321
10 -	2:18.483 (2)	0.321	77.17	13:42:10.804
11 -	2:26.174	8.012	73.11	13:44:36.978
12 -	3:28.176	1:10.014	51.34	13:48:05.154
13 -	3:31.871	1:13.709	50.44	13:51:37.025
14 -	2:43.373	25.211	65.42	13:54:20.398
15 -	2:18.908	0.746	76.94	13:56:39.306
16 -	2:18.162 (1)		77.35	13:58:57.468
17 -	2:18.731	0.569	77.04	14:01:16.199
18 -	2:18.561 (3)	0.399	77.13	14:03:34.760

SW Motorsports ClubSport Trophy

RACE 9 - LAP ANALYSIS

DIFF = Difference To Personal Best Lap

P13 49 BYRNE / FIRTH				
LAP	LAP TIME	DIFF	MPH	TIME OF DAY
1 -	2:38.990	20.461	67.22	13:19:05.589
2 -	2:20.598	2.069	76.01	13:21:26.187
3 -	2:19.997	1.468	76.34	13:23:46.184
4 -	2:20.071	1.542	76.30	13:26:06.255
5 -	2:20.494	1.965	76.07	13:28:26.749
6 -	2:18.651 (2)	0.122	77.08	13:30:45.400
7 -	2:21.271	2.742	75.65	13:33:06.671
8 -	2:20.529	2.000	76.05	13:35:27.200
9 -	2:18.529 (1)		77.15	13:37:45.729
10 -	2:18.668 (3)	0.139	77.07	13:40:04.397
11 -	4:23.297 P	2:04.768	40.59	13:44:27.694
12 -	3:32.712	1:14.183	50.24	13:48:00.406
13 -	3:34.411	1:15.882	49.84	13:51:34.817
14 -	2:43.019	24.490	65.56	13:54:17.836
15 -	2:21.298	2.769	75.64	13:56:39.134
16 -	2:21.634	3.105	75.46	13:59:00.768
17 -	2:20.302	1.773	76.17	14:01:21.070
18 -	2:20.092	1.563	76.29	14:03:41.162

P14 63 Steve WOOD				
LAP	LAP TIME	DIFF	MPH	TIME OF DAY
1 -	2:43.777	28.078	65.25	13:19:10.376
2 -	2:21.159	5.460	75.71	13:21:31.535
3 -	2:16.894	1.195	78.07	13:23:48.429
4 -	2:19.543	3.844	76.59	13:26:07.972
5 -	2:18.562	2.863	77.13	13:28:26.534
6 -	2:19.206	3.507	76.77	13:30:45.740
7 -	2:20.129	4.430	76.27	13:33:05.869
8 -	2:16.820 (3)	1.121	78.11	13:35:22.689
9 -	2:16.142 (2)	0.443	78.50	13:37:38.831
10 -	4:23.789 P	2:08.090	40.51	13:42:02.620
11 -	2:33.889	18.190	69.45	13:44:36.509
12 -	3:27.229	1:11.530	51.57	13:48:03.738
13 -	3:32.540	1:16.841	50.28	13:51:36.278
14 -	2:41.882	26.183	66.02	13:54:18.160
15 -	2:18.476	2.777	77.18	13:56:36.636
16 -	2:15.699 (1)		78.76	13:58:52.335
17 -	2:35.973	20.274	68.52	14:01:28.308
18 -	2:18.352	2.653	77.25	14:03:46.660

P15 40 Adam RADFORD				
LAP	LAP TIME	DIFF	MPH	TIME OF DAY
1 -	2:37.611	19.272	67.81	13:19:04.210
2 -	2:21.678	3.339	75.43	13:21:25.888
3 -	2:19.976	1.637	76.35	13:23:45.864
4 -	2:19.964	1.625	76.36	13:26:05.828
5 -	2:19.933	1.594	76.37	13:28:25.761
6 -	2:19.276	0.937	76.74	13:30:45.037
7 -	4:29.573 P	2:11.234	39.64	13:35:14.610
8 -	2:23.237	4.898	74.61	13:37:37.847
9 -	2:18.358 (2)	0.019	77.24	13:39:56.205
10 -	2:18.339 (1)		77.26	13:42:14.544
11 -	2:29.086	10.747	71.69	13:44:43.630
12 -	3:23.919	1:05.580	52.41	13:48:07.549
13 -	3:30.990	1:12.651	50.65	13:51:38.539
14 -	2:42.632	24.293	65.71	13:54:21.171
15 -	2:30.158	11.819	71.17	13:56:51.329
16 -	2:20.166	1.827	76.25	13:59:11.495
17 -	2:18.579 (3)	0.240	77.12	14:01:30.074
18 -	2:19.243	0.904	76.75	14:03:49.317

DIFF = Difference To Personal Best Lap

P16 91 ELLIOTT-NOWOBILSKI / NOWOBILSKI				
LAP	LAP TIME	DIFF	MPH	TIME OF DAY
1 -	2:30.865	14.312	70.84	13:18:57.464
2 -	2:17.774 (3)	1.221	77.57	13:21:15.238
3 -	2:18.265	1.712	77.30	13:23:33.503
4 -	2:17.314 (2)	0.761	77.83	13:25:50.817
5 -	2:16.553 (1)		78.27	13:28:07.370
6 -	2:19.536	2.983	76.59	13:30:26.906
7 -	2:17.941	1.388	77.48	13:32:44.847
8 -	2:19.087	2.534	76.84	13:35:03.934
9 -	2:18.891	2.338	76.95	13:37:22.825
10 -	4:26.239 P	2:09.686	40.14	13:41:49.064
11 -	2:47.110	30.557	63.95	13:44:36.174
12 -	3:26.538	1:09.985	51.74	13:48:02.712
13 -	3:33.067	1:16.514	50.16	13:51:35.779
14 -	2:44.128	27.575	65.12	13:54:19.907
15 -	2:33.640	17.087	69.56	13:56:53.547
16 -	2:35.577	19.024	68.69	13:59:29.124
17 -	2:30.873	14.320	70.84	14:01:59.997

P17 333 Stuart KILROY				
LAP	LAP TIME	DIFF	MPH	TIME OF DAY
1 -	2:43.619	21.926	65.32	13:19:10.218
2 -	2:26.732	5.039	72.84	13:21:36.950
3 -	2:25.588	3.895	73.41	13:24:02.538
4 -	2:25.960	4.267	73.22	13:26:28.498
5 -	2:23.931	2.238	74.25	13:28:52.429
6 -	2:22.526	0.833	74.99	13:31:14.955
7 -	2:22.522	0.829	74.99	13:33:37.477
8 -	2:22.103 (2)	0.410	75.21	13:35:59.580
9 -	4:26.891 P	2:05.198	40.04	13:40:26.471
10 -	2:33.423	11.730	69.66	13:42:59.894
11 -	2:42.455	20.762	65.79	13:45:42.349
12 -	2:50.906	29.213	62.53	13:48:33.255
13 -	4:45.304	2:23.611	37.46	13:53:18.559
14 -	2:25.145	3.452	73.63	13:55:43.704
15 -	2:21.693 (1)		75.43	13:58:05.397
16 -	2:22.363 (3)	0.670	75.07	14:00:27.760
17 -	2:22.843	1.150	74.82	14:02:50.603

P18 8 Barnaby (Barney) FRANCIS				
LAP	LAP TIME	DIFF	MPH	TIME OF DAY
1 -	2:45.015	23.695	64.77	13:19:11.614
2 -	2:26.891	5.571	72.76	13:21:38.505
3 -	2:24.460	3.140	73.98	13:24:02.965
4 -	2:26.130	4.810	73.14	13:26:29.095
5 -	2:23.523	2.203	74.46	13:28:52.618
6 -	2:23.379	2.059	74.54	13:31:15.997
7 -	2:23.871	2.551	74.28	13:33:39.868
8 -	2:22.288 (2)	0.968	75.11	13:36:02.156
9 -	2:21.320 (1)		75.63	13:38:23.476
10 -	2:26.525	5.205	72.94	13:40:50.001
11 -	4:24.925 P	2:03.605	40.34	13:45:14.926
12 -	3:01.947	40.627	58.74	13:48:16.873
13 -	4:57.011	2:35.691	35.98	13:53:13.884
14 -	2:28.302	6.982	72.06	13:55:42.186
15 -	2:23.865	2.545	74.29	13:58:06.051
16 -	2:25.050	3.730	73.68	14:00:31.101
17 -	2:22.556 (3)	1.236	74.97	14:02:53.657

SW Motorsports ClubSport Trophy

RACE 9 - LAP ANALYSIS

DIFF = Difference To Personal Best Lap

P19 88 ADCOCK / ADCOCK				
LAP	LAP TIME	DIFF	MPH	TIME OF DAY
1 -	2:47.454	25.779	63.82	13:19:14.053
2 -	2:26.694	5.019	72.85	13:21:40.747
3 -	2:26.206	4.531	73.10	13:24:06.953
4 -	2:25.809	4.134	73.30	13:26:32.762
5 -	2:26.894	5.219	72.76	13:28:59.656
6 -	2:24.717	3.042	73.85	13:31:24.373
7 -	2:25.873	4.198	73.26	13:33:50.246
8 -	2:29.448	7.773	71.51	13:36:19.694
9 -	2:27.553	5.878	72.43	13:38:47.247
10 -	2:27.282	5.607	72.56	13:41:14.529
11 -	4:33.720 P	2:12.045	39.04	13:45:48.249
12 -	2:47.620	25.945	63.76	13:48:35.869
13 -	4:44.005	2:22.330	37.63	13:53:19.874
14 -	2:27.986	6.311	72.22	13:55:47.860
15 -	2:23.360 (3)	1.685	74.55	13:58:11.220
16 -	2:21.901 (2)	0.226	75.32	14:00:33.121
17 -	2:21.675 (1)		75.44	14:02:54.796

P20 177 JUKES / JUKES				
LAP	LAP TIME	DIFF	MPH	TIME OF DAY
1 -	2:37.943	18.377	67.67	13:19:04.542
2 -	2:20.516	0.950	76.06	13:21:25.058
3 -	2:20.208	0.642	76.23	13:23:45.266
4 -	2:20.034 (2)	0.468	76.32	13:26:05.300
5 -	2:22.425	2.859	75.04	13:28:27.725
6 -	2:20.169 (3)	0.603	76.25	13:30:47.894
7 -	2:19.566 (1)		76.58	13:33:07.460
8 -	2:20.374	0.808	76.14	13:35:27.834
9 -	4:30.116 P	2:10.550	39.56	13:39:57.950
10 -	2:29.375	9.809	71.55	13:42:27.325
11 -	2:43.535	23.969	65.35	13:45:10.860
12 -	3:04.635	45.069	57.88	13:48:15.495
13 -	4:56.399	2:36.833	36.05	13:53:11.894
14 -	2:27.199	7.633	72.60	13:55:39.093
15 -	2:25.373	5.807	73.52	13:58:04.466
16 -	2:29.420	9.854	71.53	14:00:33.886
17 -	2:27.050	7.484	72.68	14:03:00.936

P21 32 Mark JONES				
LAP	LAP TIME	DIFF	MPH	TIME OF DAY
1 -	2:40.067	20.720	66.77	13:19:06.666
2 -	2:24.736	5.389	73.84	13:21:31.402
3 -	2:23.717	4.370	74.36	13:23:55.119
4 -	2:23.623	4.276	74.41	13:26:18.742
5 -	2:22.140	2.793	75.19	13:28:40.882
6 -	2:20.443	1.096	76.10	13:31:01.325
7 -	2:20.104 (3)	0.757	76.28	13:33:21.429
8 -	2:19.872 (2)	0.525	76.41	13:35:41.301
9 -	4:20.280 P	2:00.933	41.06	13:40:01.581
10 -	2:26.763	7.416	72.82	13:42:28.344
11 -	2:26.971	7.624	72.72	13:44:55.315
12 -	3:18.179	58.832	53.93	13:48:13.494
13 -	4:56.971	2:37.624	35.99	13:53:10.465
14 -	2:21.464	2.117	75.55	13:55:31.929
15 -	2:20.761	1.414	75.93	13:57:52.690
16 -	2:21.242	1.895	75.67	14:00:13.932
17 -	2:19.347 (1)		76.70	14:02:33.279

DIFF = Difference To Personal Best Lap

P22 94 MITCHELL / COCHRANE				
LAP	LAP TIME	DIFF	MPH	TIME OF DAY
1 -	2:45.200	18.218	64.69	13:19:11.799
2 -	2:28.735	1.753	71.85	13:21:40.534
3 -	2:27.316	0.334	72.55	13:24:07.850
4 -	2:27.132 (2)	0.150	72.64	13:26:34.982
5 -	2:27.275	0.293	72.57	13:29:02.257
6 -	2:27.432	0.450	72.49	13:31:29.689
7 -	2:27.391	0.409	72.51	13:33:57.080
8 -	4:34.041 P	2:07.059	39.00	13:38:31.121
9 -	2:32.834	5.852	69.93	13:41:03.955
10 -	2:29.246	2.264	71.61	13:43:33.201
11 -	2:41.814	14.832	66.05	13:46:15.015
12 -	2:36.869	9.887	68.13	13:48:51.884
13 -	4:29.434	2:02.452	39.66	13:53:21.318
14 -	2:29.844	2.862	71.32	13:55:51.162
15 -	2:27.950	0.968	72.24	13:58:19.112
16 -	2:26.982 (1)		72.71	14:00:46.094
17 -	2:27.226 (3)	0.244	72.59	14:03:13.320

P23 38 Gary HOBBS				
LAP	LAP TIME	DIFF	MPH	TIME OF DAY
1 -	2:46.498	17.602	64.19	13:19:13.097
2 -	2:30.586	1.690	70.97	13:21:43.683
3 -	2:28.896 (1)		71.78	13:24:12.579
4 -	2:29.596 (2)	0.700	71.44	13:26:42.175
5 -	2:29.811	0.915	71.34	13:29:11.986
6 -	2:30.023	1.127	71.24	13:31:42.009
7 -	2:29.899	1.003	71.30	13:34:11.908
8 -	2:29.613 (3)	0.717	71.43	13:36:41.521
9 -	4:30.991 P	2:02.095	39.44	13:41:12.512
10 -	2:37.429	8.533	67.89	13:43:49.941
11 -	4:07.265	1:38.369	43.22	13:47:57.206
12 -	3:36.006	1:07.110	49.48	13:51:33.212
13 -	2:43.634	14.738	65.31	13:54:16.846
14 -	2:30.339	1.443	71.09	13:56:47.185
15 -	2:31.323	2.427	70.63	13:59:18.508
16 -	2:31.460	2.564	70.56	14:01:49.968

P24 75 Craig EMMERSON				
LAP	LAP TIME	DIFF	MPH	TIME OF DAY
1 -	2:39.327	18.631	67.08	13:19:05.926
2 -	2:25.115	4.419	73.65	13:21:31.041
3 -	2:23.884	3.188	74.28	13:23:54.925
4 -	2:24.630	3.934	73.89	13:26:19.555
5 -	2:23.193	2.497	74.64	13:28:42.748
6 -	2:21.319 (2)	0.623	75.63	13:31:04.067
7 -	2:22.267	1.571	75.12	13:33:26.334
8 -	2:24.119	3.423	74.16	13:35:50.453
9 -	2:23.173	2.477	74.65	13:38:13.626
10 -	7:27.832 P	5:07.136	23.86	13:45:41.458
11 -	2:52.636	31.940	61.91	13:48:34.094
12 -	4:44.692	2:23.996	37.54	13:53:18.786
13 -	2:27.719	7.023	72.35	13:55:46.505
14 -	2:21.838 (3)	1.142	75.35	13:58:08.343
15 -	2:22.722	2.026	74.88	14:00:31.065
16 -	2:20.696 (1)		75.96	14:02:51.761

P25 133 RISBRIDGER / BOOT				
LAP	LAP TIME	DIFF	MPH	TIME OF DAY
1 -	2:51.007	17.348	62.50	13:19:17.606
2 -	2:35.049	1.390	68.93	13:21:52.655

SW Motorsports ClubSport Trophy

RACE 9 - LAP ANALYSIS

DIFF = Difference To Personal Best Lap

3 -	2:35.397	1.738	68.77	13:24:28.052
4 -	2:33.687 (2)	0.028	69.54	13:27:01.739
5 -	2:34.954	1.295	68.97	13:29:36.693
6 -	2:34.421 (3)	0.762	69.21	13:32:11.114
7 -	2:33.659 (1)		69.55	13:34:44.773
8 -	2:35.504	1.845	68.73	13:37:20.277
9 -	4:30.245 P	1:56.586	39.54	13:41:50.522
10 -	2:52.550	18.891	61.94	13:44:43.072
11 -	3:23.462	49.803	52.53	13:48:06.534
12 -	3:31.349	57.690	50.57	13:51:37.883
13 -	2:49.123	15.464	63.19	13:54:27.006
14 -	2:44.223	10.564	65.08	13:57:11.229
15 -	2:43.686	10.027	65.29	13:59:54.915
16 -	2:39.388	5.729	67.05	14:02:34.303

DIFF = Difference To Personal Best Lap

9 -	4:14.122 P	2:05.632	42.05	13:38:09.751
10 -	2:13.234	4.744	80.22	13:40:22.985

P29 82 Saranga SOTHISRIHARI				
LAP	LAP TIME	DIFF	MPH	TIME OF DAY
1 -	2:26.341	11.439	73.03	13:18:52.940
2 -	4:10.040 P	1:55.138	42.74	13:23:02.980
3 -	2:24.005	9.103	74.22	13:25:26.985
4 -	2:17.628	2.726	77.65	13:27:44.613
5 -	2:15.709 (3)	0.807	78.75	13:30:00.322
6 -	2:16.536	1.634	78.28	13:32:16.858
7 -	2:15.280 (2)	0.378	79.00	13:34:32.138
8 -	2:14.902 (1)		79.22	13:36:47.040
9 -	2:15.896	0.994	78.64	13:39:02.936

P26 26 Francis FALCONER				
LAP	LAP TIME	DIFF	MPH	TIME OF DAY

1 -	3:00.935	26.467	59.07	13:19:27.534
2 -	2:43.751	9.283	65.27	13:22:11.285
3 -	2:42.630	8.162	65.72	13:24:53.915
4 -	2:43.114	8.646	65.52	13:27:37.029
5 -	2:40.622	6.154	66.54	13:30:17.651
6 -	2:38.993	4.525	67.22	13:32:56.644
7 -	2:38.173	3.705	67.57	13:35:34.817
8 -	2:38.659	4.191	67.36	13:38:13.476
9 -	2:40.800	6.332	66.46	13:40:54.276
10 -	4:40.725 P	2:06.257	38.07	13:45:35.001
11 -	2:47.652	13.184	63.75	13:48:22.653
12 -	4:52.899	2:18.431	36.49	13:53:15.552
13 -	2:38.056	3.588	67.62	13:55:53.608
14 -	2:34.930 (2)	0.462	68.98	13:58:28.538
15 -	2:34.468 (1)		69.19	14:01:03.006
16 -	2:36.387 (3)	1.919	68.34	14:03:39.393

P27 134 OATES / WOODFORD				
LAP	LAP TIME	DIFF	MPH	TIME OF DAY

1 -	2:54.604	18.173	61.21	13:19:21.203
2 -	2:38.697	2.266	67.34	13:21:59.900
3 -	2:38.853	2.422	67.28	13:24:38.753
4 -	2:38.084 (2)	1.653	67.61	13:27:16.837
5 -	2:40.167	3.736	66.73	13:29:57.004
6 -	2:38.297 (3)	1.866	67.51	13:32:35.301
7 -	2:36.431 (1)		68.32	13:35:11.732
8 -	4:34.856 P	1:58.425	38.88	13:39:46.588
9 -	2:52.317	15.886	62.02	13:42:38.905
10 -	3:02.135	25.704	58.68	13:45:41.040
11 -	2:50.877	14.446	62.54	13:48:31.917
12 -	4:46.236	2:09.805	37.34	13:53:18.153
13 -	2:43.021	6.590	65.56	13:56:01.174
14 -	2:39.420	2.989	67.04	13:58:40.594
15 -	2:40.681	4.250	66.51	14:01:21.275
16 -	2:40.523	4.092	66.58	14:04:01.798

P28 61 Julian DANIEL				
LAP	LAP TIME	DIFF	MPH	TIME OF DAY

1 -	2:18.794	10.304	77.00	13:18:45.393
2 -	2:08.622 (2)	0.132	83.09	13:20:54.015
3 -	2:09.765	1.275	82.36	13:23:03.780
4 -	2:08.490 (1)		83.18	13:25:12.270
5 -	2:09.534 (3)	1.044	82.51	13:27:21.804
6 -	2:12.740	4.250	80.51	13:29:34.544
7 -	2:10.207	1.717	82.08	13:31:44.751
8 -	2:10.878	2.388	81.66	13:33:55.629

SW Motorsports ClubSport Trophy

RACE 9 - PIT STOP ANALYSIS

P1 22 Jamie HADLEY				
STOP	IN TIME	STOP TIME	TOTAL TIME	OUT TIME
1 -	13:40:16.746	2:03.306	2:03.306	13:42:20.052

P2 27 Phiroze BILIMORIA				
STOP	IN TIME	STOP TIME	TOTAL TIME	OUT TIME
1 -	13:42:46.840	2:02.250	2:02.250	13:44:49.090

P3 111 Shane KELLY				
STOP	IN TIME	STOP TIME	TOTAL TIME	OUT TIME
1 -	13:40:41.897	2:05.389	2:05.389	13:42:47.286

P4 777 Rob ANDRADE				
STOP	IN TIME	STOP TIME	TOTAL TIME	OUT TIME
1 -	13:42:47.994	1:56.693	1:56.693	13:44:44.687

P5 14 WATLING / WHEELER				
STOP	IN TIME	STOP TIME	TOTAL TIME	OUT TIME
1 -	13:43:27.558	2:09.079	2:09.079	13:45:36.637

P6 166 Richard CLARKE				
STOP	IN TIME	STOP TIME	TOTAL TIME	OUT TIME
1 -	13:41:31.124	2:02.049	2:02.049	13:43:33.173

P7 10 Callum BATES				
STOP	IN TIME	STOP TIME	TOTAL TIME	OUT TIME
1 -	13:43:58.550	2:05.810	2:05.810	13:46:04.360

P8 24 Kieran POWER				
STOP	IN TIME	STOP TIME	TOTAL TIME	OUT TIME
1 -	13:37:00.250	2:08.715	2:08.715	13:39:08.965

P9 721 Chris MURPHY				
STOP	IN TIME	STOP TIME	TOTAL TIME	OUT TIME
1 -	13:37:02.003	2:06.022	2:06.022	13:39:08.025

P10 199 QUANTRELL / JARMAN				
STOP	IN TIME	STOP TIME	TOTAL TIME	OUT TIME
1 -	13:37:12.498	2:03.960	2:03.960	13:39:16.458

P11 3 Elliot LETTIS				
STOP	IN TIME	STOP TIME	TOTAL TIME	OUT TIME
1 -	13:39:31.870	2:04.357	2:04.357	13:41:36.227

P12 45 Brendan MURPHY				
STOP	IN TIME	STOP TIME	TOTAL TIME	OUT TIME
1 -	13:35:24.486	2:05.226	2:05.226	13:37:29.712

P13 49 BYRNE / FIRTH				
STOP	IN TIME	STOP TIME	TOTAL TIME	OUT TIME
1 -	13:42:23.915	2:03.779	2:03.779	13:44:27.694

P14 63 Steve WOOD				
STOP	IN TIME	STOP TIME	TOTAL TIME	OUT TIME
1 -	13:39:54.495	2:08.125	2:08.125	13:42:02.620

P15 40 Adam RADFORD				
STOP	IN TIME	STOP TIME	TOTAL TIME	OUT TIME
1 -	13:33:04.895	2:09.715	2:09.715	13:35:14.610

P16 91 ELLIOTT-NOWOBILSKI / NOWOBILSKI				
STOP	IN TIME	STOP TIME	TOTAL TIME	OUT TIME
1 -	13:39:42.410	2:06.654	2:06.654	13:41:49.064

P17 333 Stuart KILROY				
STOP	IN TIME	STOP TIME	TOTAL TIME	OUT TIME
1 -	13:38:21.629	2:04.842	2:04.842	13:40:26.471

P18 8 Barnaby (Barney) FRANCIS				
STOP	IN TIME	STOP TIME	TOTAL TIME	OUT TIME
1 -	13:43:12.988	2:01.938	2:01.938	13:45:14.926

P19 88 ADCOCK / ADCOCK				
STOP	IN TIME	STOP TIME	TOTAL TIME	OUT TIME
1 -	13:43:44.079	2:04.170	2:04.170	13:45:48.249

P20 177 JUKES / JUKES				
STOP	IN TIME	STOP TIME	TOTAL TIME	OUT TIME
1 -	13:37:47.560	2:10.390	2:10.390	13:39:57.950

P21 32 Mark JONES				
STOP	IN TIME	STOP TIME	TOTAL TIME	OUT TIME
1 -	13:38:02.001	1:59.580	1:59.580	13:40:01.581

P22 94 MITCHELL / COCHRANE				
STOP	IN TIME	STOP TIME	TOTAL TIME	OUT TIME
1 -	13:36:22.788	2:08.333	2:08.333	13:38:31.121

P23 38 Gary HOBBS				
STOP	IN TIME	STOP TIME	TOTAL TIME	OUT TIME
1 -	13:39:11.687	2:00.825	2:00.825	13:41:12.512

P24 75 Craig EMMERSON				
STOP	IN TIME	STOP TIME	TOTAL TIME	OUT TIME
1 -	13:40:37.102	5:04.356	5:04.356	13:45:41.458

P25 133 RISBRIDGER / BOOT				
STOP	IN TIME	STOP TIME	TOTAL TIME	OUT TIME
1 -	13:39:52.529	1:57.993	1:57.993	13:41:50.522

P26 26 Francis FALCONER				
STOP	IN TIME	STOP TIME	TOTAL TIME	OUT TIME
1 -	13:43:35.522	1:59.479	1:59.479	13:45:35.001

SW Motorsports ClubSport Trophy

RACE 9 - PIT STOP ANALYSIS

P27 134 OATES / WOODFORD				
STOP	IN TIME	STOP TIME	TOTAL TIME	OUT TIME
1 -	13:37:46.657	1:59.931	1:59.931	13:39:46.588

P28 61 Julian DANIEL				
STOP	IN TIME	STOP TIME	TOTAL TIME	OUT TIME
1 -	13:36:04.794	2:04.957	2:04.957	13:38:09.751

P29 82 Saranga SOTHISRIHARI				
STOP	IN TIME	STOP TIME	TOTAL TIME	OUT TIME
1 -	13:21:19.777	1:43.203	1:43.203	13:23:02.980
2 -	13:41:19.697			

SW Motorsports ClubSport Trophy

RACE 9 - STATISTICS

Competitors Started 29
Planned Start 2024-07-21 @ 13:25:00.000
Actual Start 2024-07-21 @ 13:16:26.599
Finish Time 2024-07-21 @ 14:01:39.908
Track Length 2.9689mi.
Total Laps 488
Total Distance Covered 1448.8288mi.

Session Fastest Lap History

NO	CL	NAME	LAP TIME	TIME OF DAY	LAP	VEHICLE
22	A	Jamie HADLEY	2:16.273	13:18:42.871	1	VW Golf
22	A	Jamie HADLEY	2:09.064	13:20:51.936	2	VW Golf
61	A	Julian DANIEL	2:08.622	13:20:54.026	2	VW Golf
61	A	Julian DANIEL	2:08.490	13:25:12.282	4	VW Golf
22	A	Jamie HADLEY	2:08.141	13:55:15.012	15	VW Golf

Session Leader History

NO	CL	NAME	FROM LAP	LAPS LED	DISTANCE	VEHICLE
22	A	Jamie HADLEY	1	4	11.87 miles	VW Golf
61	A	Julian DANIEL	5	1	2.96 miles	VW Golf
22	A	Jamie HADLEY	6	5	14.84 miles	VW Golf
27	A	Phiroze BILIMORIA	11	1	2.96 miles	VW Scirocco
22	A	Jamie HADLEY	12	7	20.78 miles	VW Golf

Flag History

TYPE	TIME OF DAY
GREEN	13:16:26.599
SAFETY	13:43:47.344
GREEN	13:53:02.834
FINISH	14:01:39.908

Flag Statistics

TYPE	COUNT	TOTAL LAPS	TOTAL TIME
Green	2	16	38:29.967
Red	0	0	0.000
Safety Car	1	2	9:15.490
FCY	0	0	0.000

SW Motorsports ClubSport Trophy

RACE 9 - STATISTICS

CLASS : A

5 Starters

Fastest Lap History

NO	NAME	LAP TIME	TIME OF DAY	LAP	VEHICLE
22	Jamie HADLEY	2:16.273	13:18:42.871	1	VW Golf
22	Jamie HADLEY	2:09.064	13:20:51.936	2	VW Golf
61	Julian DANIEL	2:08.622	13:20:54.026	2	VW Golf
61	Julian DANIEL	2:08.490	13:25:12.282	4	VW Golf
22	Jamie HADLEY	2:08.141	13:55:15.012	15	VW Golf

Leader History

NO	NAME	FROM LAP	LAPS LED	DISTANCE	VEHICLE
22	Jamie HADLEY	1	4	11.87 miles	VW Golf
61	Julian DANIEL	5	1	2.96 miles	VW Golf
22	Jamie HADLEY	6	5	14.84 miles	VW Golf
27	Phiroze BILIMORIA	11	1	2.96 miles	VW Scirocco
22	Jamie HADLEY	12	7	20.78 miles	VW Golf

SW Motorsports ClubSport Trophy

RACE 9 - STATISTICS

CLASS : B

10 Starters

Fastest Lap History

NO	NAME	LAP TIME	TIME OF DAY	LAP	VEHICLE
14	WATLING / WHEELER	2:23.128	13:18:49.728	1	Ford Fiesta ST 150
14	WATLING / WHEELER	2:14.203	13:21:03.931	2	Ford Fiesta ST 150
14	WATLING / WHEELER	2:14.041	13:27:47.112	5	Ford Fiesta ST 150
14	WATLING / WHEELER	2:13.759	13:41:13.309	11	Ford Fiesta ST 150

Leader History

NO	NAME	FROM LAP	LAPS LED	DISTANCE	VEHICLE
14	WATLING / WHEELER	1	18	53.44 miles	Ford Fiesta ST 150

SW Motorsports ClubSport Trophy

RACE 9 - STATISTICS

CLASS : C

7 Starters

Fastest Lap History

NO	NAME	LAP TIME	TIME OF DAY	LAP	VEHICLE
10	Callum BATES	2:28.294	13:18:54.905	1	BMW z4
10	Callum BATES	2:17.855	13:21:12.758	2	BMW z4
199	QUANTRELL / JARMAN	2:17.200	13:21:15.497	2	Renault Clio
10	Callum BATES	2:15.923	13:23:28.680	3	BMW z4
10	Callum BATES	2:14.860	13:25:43.541	4	BMW z4

Leader History

NO	NAME	FROM LAP	LAPS LED	DISTANCE	VEHICLE
10	Callum BATES	1	18	53.44 miles	BMW z4

SW Motorsports ClubSport Trophy

RACE 9 - STATISTICS

CLASS : D

1 Starters

Fastest Lap History

NO	NAME	LAP TIME	TIME OF DAY	LAP	VEHICLE
8	Barnaby (Barney) FRANCIS	2:45.015	13:19:11.651	1	Mazda RX8
8	Barnaby (Barney) FRANCIS	2:26.891	13:21:38.541	2	Mazda RX8
8	Barnaby (Barney) FRANCIS	2:24.460	13:24:03.002	3	Mazda RX8
8	Barnaby (Barney) FRANCIS	2:23.523	13:28:52.655	5	Mazda RX8
8	Barnaby (Barney) FRANCIS	2:23.379	13:31:16.034	6	Mazda RX8
8	Barnaby (Barney) FRANCIS	2:22.288	13:36:02.192	8	Mazda RX8
8	Barnaby (Barney) FRANCIS	2:21.320	13:38:23.511	9	Mazda RX8

Leader History

NO	NAME	FROM LAP	LAPS LED	DISTANCE	VEHICLE
8	Barnaby (Barney) FRANCIS	1	17	50.47 miles	Mazda RX8

SW Motorsports ClubSport Trophy

RACE 9 - STATISTICS

CLASS : E

6 Starters

Fastest Lap History

NO	NAME	LAP TIME	TIME OF DAY	LAP	VEHICLE
94	MITCHELL / COCHRANE	2:45.200	13:19:11.718	1	Mazda MX5
94	MITCHELL / COCHRANE	2:28.735	13:21:40.533	2	Mazda MX5
88	ADCOCK / ADCOCK	2:26.694	13:21:40.673	2	BMW Compact E36 1.9
88	ADCOCK / ADCOCK	2:26.206	13:24:06.971	3	BMW Compact E36 1.9
88	ADCOCK / ADCOCK	2:25.809	13:26:32.779	4	BMW Compact E36 1.9
88	ADCOCK / ADCOCK	2:24.717	13:31:24.391	6	BMW Compact E36 1.9
88	ADCOCK / ADCOCK	2:23.360	13:58:11.236	15	BMW Compact E36 1.9
88	ADCOCK / ADCOCK	2:21.901	14:00:33.138	16	BMW Compact E36 1.9
88	ADCOCK / ADCOCK	2:21.675	14:02:54.814	17	BMW Compact E36 1.9

Leader History

NO	NAME	FROM LAP	LAPS LED	DISTANCE	VEHICLE
94	MITCHELL / COCHRANE	1	2	5.93 miles	Mazda MX5
88	ADCOCK / ADCOCK	3	15	44.53 miles	BMW Compact E36 1.9