



GINETTA
JUNIOR CHAMPIONSHIP

2024 GINETTA JUNIOR CHAMPIONSHIP

brscc
DRIVEN BY RACING

Rounds 10, 11, 12 & 13
Anglesey International
29th / 30th June 2024

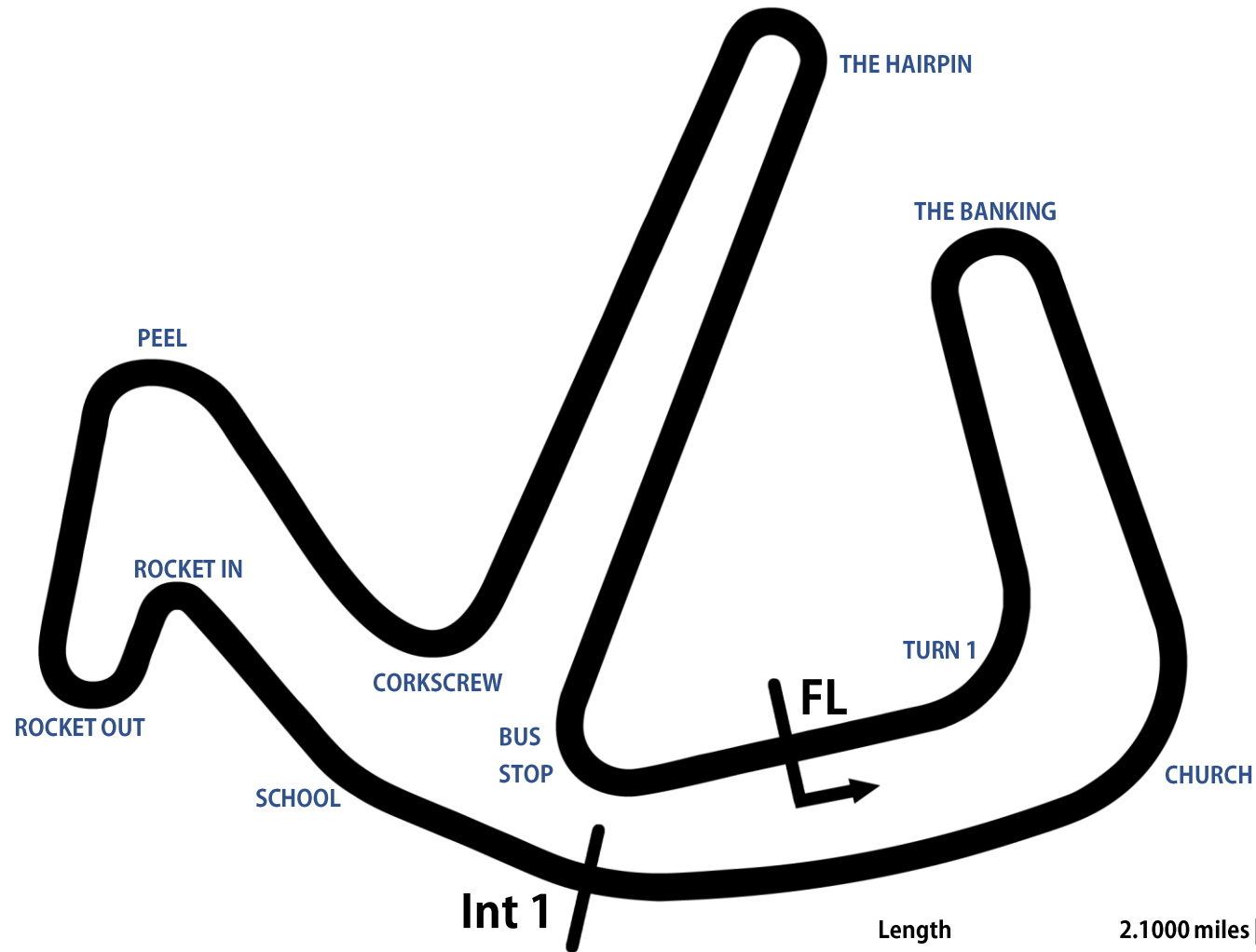
T S L
SPORTS TIMING
TIMING SOLUTIONS LTD

Timing & Results Provided by Timing Solutions Ltd

www.tsl-timing.com

Anglesey International Circuit / Trac Mon

Ty Croes, Anglesey, UK



Length	2.1000 miles 3.379 km 3379.6 m		
FL		53.18840 N	4.49640 W
Int 1	1268m	53.18760 N	4.49731 W
Pit Entry	3332m	53.18843 N	4.49731 W
Pit Exit	88m after FL	53.18869 N	4.49515 W
Pit Entry - Pit Exit	144m, 10.4s @ 50kph, 8.6m @ 60kph		

2024 Ginetta Junior Championship

SATURDAY QUALIFYING - CLASSIFICATION

POS	NO	CL	PIC	NAME	NAT	ENTRY	TIME	ON	LAPS	GAP	DIFF	MPH
1	25	R	1	Ethan JEFF-HALL	GBR	R Racing	2:00.625	4	5			62.67
2	67	R	2	Marcus SAETER	NOR	R Racing	2:01.124	4	5	0.499	0.499	62.41
3	26	J	1	Henry JOSLYN	GBR	Preptech UK	2:01.149	2	5	0.524	0.025	62.40
4	50*	J	2	Charlie HART	GBR	Elite Motorsport	2:01.323	3	5	0.698	0.174	62.31
5	43	R	3	Archie CLARK	GBR	Elite Motorsport	2:01.549	4	5	0.924	0.226	62.19
6	27	R	4	Alfie SLATER	GBR	R Racing	2:01.807	2	4	1.182	0.258	62.06
7	35	R	5	Isaac PHELPS	GBR	Elite Motorsport	2:02.074	3	5	1.449	0.267	61.92
8	28	J	3	Harry MOSS	GBR	R Racing	2:02.129	4	5	1.504	0.055	61.90
9	90	J	4	Chase FERNANDEZ	GBR	R Racing	2:02.130	4	5	1.505	0.001	61.90
10	5*	R	6	Tom INGRAM HILL	GBR	R Racing	2:02.134	4	5	1.509	0.004	61.89
11	11	R	7	Ruben DAN	AUS	Elite Motorsport	2:02.294	2	5	1.669	0.160	61.81
12	17*	R	8	James SHOTTON	GBR	Fox Motorsport	2:02.380	4	5	1.755	0.086	61.77
13	70	R	9	Jude PETERS (F)	GBR	E3 Sport	2:02.528	4	4	1.903	0.148	61.70
14	53	R	10	Ethan CARNEY	USA	Preptech UK	2:02.848	4	4	2.223	0.320	61.53
15	74*	R	11	Alfie DAVIES (F)	GBR	Preptech UK	2:03.212	4	4	2.587	0.364	61.35
16	31	J	5	Felix LIVESEY	GBR	MDD Racing	2:03.421	2	5	2.796	0.209	61.25
17	18	R	12	Torri BYRNE (F)	GBR	Pace Performance	2:03.429	3	4	2.804	0.008	61.24
18	75	R	13	Colin CRONIN	IRL	Fox Motorsport	2:04.226	2	5	3.601	0.797	60.85
19	20	R	14	Ntiyiso MABUNDA (F)	ZAF	Pace Performance	2:04.355	3	4	3.730	0.129	60.79
20	7*	R	15	Nickolas ELLIS	IMN	Elite Motorsport	2:04.437	3	4	3.812	0.082	60.75
21	45	R	16	Jack ROBINSON (F)	GBR	Fox Motorsport	2:04.453	4	4	3.828	0.016	60.74
22	23	J	6	Holly MIALL	GBR	Fox Motorsport	2:04.732	2	4	4.107	0.279	60.60
23	4	R	17	James ELLIS (F)	GBR	MDD Racing	2:04.989	3	4	4.364	0.257	60.48
24	19	R	18	Mahlori MABUNDA (F)	ZAF	Pace Performance	2:06.588	2	4	5.963	1.599	59.72

Comments:

No. 5, 17, 50, 74 - 1 Lap time disallowed; exceeding track limits.

No. 7 - 2 Lap times disallowed; exceeding track limits.

Weather / Track : Rain / Wet

These results are provisional until the conclusion of any judicial and technical matters.

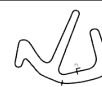
Date: 29/06/2024 Start: 10:12 Finish: 10:25

Anglesey International GP: 2.1000 miles

Clerk Of Course: Paul Levitt

Stewards:

Timekeeper: Gethin Rees



Results can be found at www.tsl-timing.com

Printed - 10:26 Saturday, 29 June 2024

2024 Ginetta Junior Championship

SATURDAY QUALIFYING - 2ND FASTEST CLASSIFICATION

POS	NO	CL	PIC	NAME	NAT	ENTRY	TIME	ON	LAPS	GAP	DIFF	MPH
1	25	R	1	Ethan JEFF-HALL	GBR	R Racing	2:00.628	2	5			62.67
2	67	R	2	Marcus SAETER	NOR	R Racing	2:01.143	3	5	0.515	0.515	62.40
3	26	J	1	Henry JOSLYN	GBR	Preptech UK	2:01.240	3	5	0.612	0.097	62.35
4	50*	J	2	Charlie HART	GBR	Elite Motorsport	2:01.383	4	5	0.755	0.143	62.28
5	43	R	3	Archie CLARK	GBR	Elite Motorsport	2:01.731	2	5	1.103	0.348	62.10
6	27	R	4	Alfie SLATER	GBR	R Racing	2:01.880	3	4	1.252	0.149	62.02
7	5*	R	5	Tom INGRAM HILL	GBR	R Racing	2:02.336	3	5	1.708	0.456	61.79
8	35	R	6	Isaac PHELPS	GBR	Elite Motorsport	2:02.346	4	5	1.718	0.010	61.79
9	17*	R	7	James SHOTTON	GBR	Fox Motorsport	2:02.524	2	5	1.896	0.178	61.70
10	28	J	3	Harry MOSS	GBR	R Racing	2:02.634	2	5	2.006	0.110	61.64
11	70	R	8	Jude PETERS (F)	GBR	E3 Sport	2:02.985	3	4	2.357	0.351	61.47
12	53	R	9	Ethan CARNEY	USA	Preptech UK	2:03.059	2	4	2.431	0.074	61.43
13	90	J	4	Chase FERNANDEZ	GBR	R Racing	2:03.213	3	5	2.585	0.154	61.35
14	31	J	5	Felix LIVESEY	GBR	MDD Racing	2:03.478	4	5	2.850	0.265	61.22
15	18	R	10	Torrin BYRNE (F)	GBR	Pace Performance	2:03.621	2	4	2.993	0.143	61.15
16	11	R	11	Ruben DAN	AUS	Elite Motorsport	2:03.667	3	5	3.039	0.046	61.13
17	74*	R	12	Alfie DAVIES (F)	GBR	Preptech UK	2:03.776	2	4	3.148	0.109	61.07
18	75	R	13	Colin CRONIN	IRL	Fox Motorsport	2:04.374	4	5	3.746	0.598	60.78
19	23	J	6	Holly MIALL	GBR	Fox Motorsport	2:04.914	4	4	4.286	0.540	60.52
20	4	R	14	James ELLIS (F)	GBR	MDD Racing	2:05.387	4	4	4.759	0.473	60.29
21	20	R	15	Ntiyiso MABUNDA (F)	ZAF	Pace Performance	2:05.543	2	4	4.915	0.156	60.21
22	45	R	16	Jack ROBINSON (F)	GBR	Fox Motorsport	2:05.880	3	4	5.252	0.337	60.05
23	19	R	17	Mahlori MABUNDA (F)	ZAF	Pace Performance	2:08.040	4	4	7.412	2.160	59.04
26	7*	R	20	Nickolas ELLIS	IMN	Elite Motorsport			4			

Comments:

No. 5, 17, 50, 74 - 1 Lap time disallowed; exceeding track limits.

No. 7 - 2 Lap times disallowed; exceeding track limits.

Weather / Track : Rain / Wet

These results are provisional until the conclusion of any judicial and technical matters.

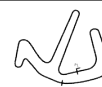
Date: 29/06/2024 Start: 10:12 Finish: 10:25

Anglesey International GP: 2.1000 miles

Clerk Of Course: Paul Levitt

Stewards:

Timekeeper: Gethin Rees

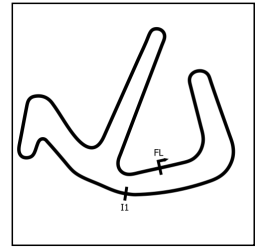


Results can be found at www.tsl-timing.com

Printed - 10:26 Saturday, 29 June 2024

2024 Ginetta Junior Championship

SATURDAY QUALIFYING - SECTOR ANALYSIS



SECTOR 1 = FL to I1, SECTOR 2 = I1 to FL, DIFF = Difference To Personal Best Lap, P = Crossed Finish Line in Pit Lane, D = Time Disallowed

P1		25 R		Ethan JEFF-HALL		R Racing		
IDEAL LAP TIME : 2:00.440		BEST LAP TIME : 2:00.625		DIFFERENCE : 0.185				
LAP	SECTOR 1	SECTOR 2		LAP TIME	MPH	DIFF	TIME OF DAY	
1 -	OUTLAP	96.9	1:19.445	64.5			10:14:38.749	
2 -	41.400	96.8	1:19.228	63.2	2:00.628 (2)	62.67	0.003	10:16:39.377
3 -	41.734	96.5	1:19.161	63.2	2:00.895 (3)	62.53	0.270	10:18:40.272
4 -	41.585	96.6	1:19.040	63.4	2:00.625 (1)	62.67		10:20:40.897
5 -	43.419	90.8	IN PIT		2:13.291 P	56.71	12.666	10:22:54.188

P2		67 R		Marcus SAETER		R Racing		
IDEAL LAP TIME : 2:01.124		BEST LAP TIME : 2:01.124		DIFFERENCE : 0.000				
LAP	SECTOR 1	SECTOR 2		LAP TIME	MPH	DIFF	TIME OF DAY	
1 -	OUTLAP	95.1	1:19.696	62.1				10:14:35.680
2 -	41.833	94.7	1:19.727	61.5	2:01.560 (3)	62.19	0.436	10:16:37.240
3 -	41.738	95.8	1:19.405	61.7	2:01.143 (2)	62.40	0.019	10:18:38.383
4 -	41.729	95.4	1:19.395	62.0	2:01.124 (1)	62.41		10:20:39.507
5 -	43.952	93.7	IN PIT		2:11.551 P	57.46	10.427	10:22:51.058

P3		26 J		Henry JOSLYN		Preptech UK		
IDEAL LAP TIME : 2:01.094		BEST LAP TIME : 2:01.149		DIFFERENCE : 0.055				
LAP	SECTOR 1	SECTOR 2		LAP TIME	MPH	DIFF	TIME OF DAY	
1 -	OUTLAP	95.7	1:19.801	64.2				10:14:27.020
2 -	41.796	95.4	1:19.353	63.8	2:01.149 (1)	62.40		10:16:28.169
3 -	41.942	96.1	1:19.298	63.8	2:01.240 (2)	62.35	0.091	10:18:29.409
4 -	41.885	95.1	1:20.295	64.0	2:02.180 (3)	61.87	1.031	10:20:31.589
5 -	42.161	94.9	IN PIT		2:12.941 P	56.86	11.792	10:22:44.530

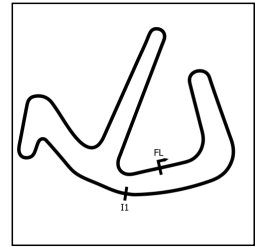
P4		50 J		Charlie HART		Elite Motorsport		
IDEAL LAP TIME : 2:00.945		BEST LAP TIME : 2:01.323		DIFFERENCE : 0.378				
LAP	SECTOR 1	SECTOR 2		LAP TIME	MPH	DIFF	TIME OF DAY	
1 -	OUTLAP	95.1	1:19.505	63.6				10:14:30.447
2 -	41.907	94.5	1:19.244	62.7	2:04.154 D	62.40		10:16:31.598
3 -	41.701	95.1	1:19.622	62.4	2:01.323 (1)	62.31		10:18:32.921
4 -	41.958	94.5	1:19.425	61.9	2:01.383 (2)	62.28	0.060	10:20:34.304
5 -	42.774	90.6	IN PIT		2:15.141 P	55.94	13.818	10:22:49.445

P5		43 R		Archie CLARK		Elite Motorsport		
IDEAL LAP TIME : 2:01.520		BEST LAP TIME : 2:01.549		DIFFERENCE : 0.029				
LAP	SECTOR 1	SECTOR 2		LAP TIME	MPH	DIFF	TIME OF DAY	
1 -	OUTLAP	96.1	1:19.998	61.9				10:14:44.801
2 -	42.202	95.4	1:19.529	62.1	2:01.731 (2)	62.10	0.182	10:16:46.532
3 -	42.025	95.4	1:19.785	62.0	2:01.810 (3)	62.06	0.261	10:18:48.342
4 -	42.054	95.4	1:19.495	62.6	2:01.549 (1)	62.19		10:20:49.891
5 -	44.165	79.7	IN PIT		2:10.408 P	57.97	8.859	10:23:00.299

P6		27 R		Alfie SLATER		R Racing		
IDEAL LAP TIME : 2:01.585		BEST LAP TIME : 2:01.807		DIFFERENCE : 0.222				
LAP	SECTOR 1	SECTOR 2		LAP TIME	MPH	DIFF	TIME OF DAY	
1 -	OUTLAP	95.8	1:20.161	63.8				10:15:22.385
2 -	42.038	95.5	1:19.769	63.2	2:01.807 (1)	62.06		10:17:24.192
3 -	42.210	95.1	1:19.670	63.9	2:01.880 (2)	62.02	0.073	10:19:26.072
4 -	41.915	96.1	1:25.710	60.2	2:07.625 (3)	59.23	5.818	10:21:33.697

2024 Ginetta Junior Championship

SATURDAY QUALIFYING - SECTOR ANALYSIS



SECTOR 1 = FL to I1, SECTOR 2 = I1 to FL, DIFF = Difference To Personal Best Lap, P = Crossed Finish Line in Pit Lane, D = Time Disallowed

P7		35 R		Isaac PHELPS		Elite Motorsport		
IDEAL LAP TIME : 2:02.045		BEST LAP TIME : 2:02.074		DIFFERENCE : 0.029				
LAP	SECTOR 1	SECTOR 2		LAP TIME	MPH	DIFF	TIME OF DAY	
1 -	OUTLAP	94.7	1:20.013	62.7			10:15:33.692	
2 -	42.151	93.8	1:20.250	63.7	2:02.401 (3)	61.76	0.327	10:17:36.093
3 -	42.032	94.2	1:20.042	62.6	2:02.074 (1)	61.92		10:19:38.167
4 -	42.125	93.4	1:20.221	62.1	2:02.346 (2)	61.79	0.272	10:21:40.513
5 -	42.289	93.4	IN PIT		2:18.644 P	54.52	16.570	10:23:59.157

P8		28 J		Harry MOSS		R Racing		
IDEAL LAP TIME : 2:02.129		BEST LAP TIME : 2:02.129		DIFFERENCE : 0.000				
LAP	SECTOR 1	SECTOR 2		LAP TIME	MPH	DIFF	TIME OF DAY	
1 -	OUTLAP	95.1	1:21.215	63.6			10:15:18.945	
2 -	42.243	95.1	1:20.391	63.4	2:02.634 (2)	61.64	0.505	10:17:21.579
3 -	42.357	95.7	1:20.364	63.7	2:02.721 (3)	61.60	0.592	10:19:24.300
4 -	41.881	95.3	1:20.248	63.8	2:02.129 (1)	61.90		10:21:26.429
5 -	42.544	94.7	IN PIT		2:19.232 P	54.29	17.103	10:23:45.661

P9		90 J		Chase FERNANDEZ		R Racing		
IDEAL LAP TIME : 2:02.130		BEST LAP TIME : 2:02.130		DIFFERENCE : 0.000				
LAP	SECTOR 1	SECTOR 2		LAP TIME	MPH	DIFF	TIME OF DAY	
1 -	OUTLAP	94.2	1:20.490	63.4			10:14:24.064	
2 -	42.539	93.9	1:21.112	63.7	2:03.651 (3)	61.13	1.521	10:16:27.715
3 -	42.262	95.1	1:20.951	61.7	2:03.213 (2)	61.35	1.083	10:18:30.928
4 -	42.078	94.5	1:20.052	63.0	2:02.130 (1)	61.90		10:20:33.058
5 -	42.162	94.6	IN PIT		2:12.578 P	57.02	10.448	10:22:45.636

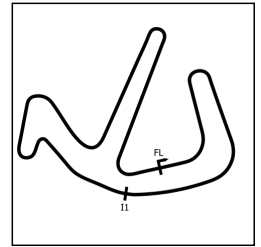
P10		5 R		Tom INGRAM HILL		R Racing		
IDEAL LAP TIME : 2:01.920		BEST LAP TIME : 2:02.134		DIFFERENCE : 0.214				
LAP	SECTOR 1	SECTOR 2		LAP TIME	MPH	DIFF	TIME OF DAY	
1 -	OUTLAP	94.7	1:20.378	62.6			10:15:38.943	
2 -	41.733	95.4	1:20.342	62.5	2:02.075 D	61.92		10:17:41.018
3 -	41.955	95.0	1:20.381	62.1	2:02.336 (2)	61.79	0.202	10:19:43.354
4 -	41.947	94.7	1:20.187	62.4	2:02.134 (1)	61.89		10:21:45.488
5 -	42.050	96.4	IN PIT		2:34.116 P	49.05	31.982	10:24:19.604

P11		11 R		Ruben DAN		Elite Motorsport		
IDEAL LAP TIME : 2:02.294		BEST LAP TIME : 2:02.294		DIFFERENCE : 0.000				
LAP	SECTOR 1	SECTOR 2		LAP TIME	MPH	DIFF	TIME OF DAY	
1 -	OUTLAP	94.3	1:20.448	62.3			10:15:09.832	
2 -	42.051	94.7	1:20.243	62.7	2:02.294 (1)	61.81		10:17:12.126
3 -	42.105	95.5	1:21.562	62.8	2:03.667 (2)	61.13	1.373	10:19:15.793
4 -	44.476	94.9	1:21.011	63.4	2:05.487 (3)	60.24	3.193	10:21:21.280
5 -	43.273	92.6	IN PIT		2:07.695 P	59.20	5.401	10:23:28.975

P12		17 R		James SHOTTON		Fox Motorsport		
IDEAL LAP TIME : 2:01.922		BEST LAP TIME : 2:02.380		DIFFERENCE : 0.458				
LAP	SECTOR 1	SECTOR 2		LAP TIME	MPH	DIFF	TIME OF DAY	
1 -	OUTLAP	94.2	1:21.164	59.5			10:14:51.542	
2 -	42.179	94.2	1:20.345	60.5	2:02.524 (2)	61.70	0.144	10:16:54.066
3 -	41.925	94.6	1:20.359	62.1	2:02.284 D	61.82		10:18:56.350
4 -	42.383	94.3	1:19.997	61.6	2:02.380 (1)	61.77		10:20:58.730
5 -	41.933	94.7	IN PIT		2:04.008 P	60.96	1.628	10:23:02.738

2024 Ginetta Junior Championship

SATURDAY QUALIFYING - SECTOR ANALYSIS



SECTOR 1 = FL to I1, SECTOR 2 = I1 to FL, DIFF = Difference To Personal Best Lap, P = Crossed Finish Line in Pit Lane, D = Time Disallowed

P13		70 R		Jude PETERS (F)		E3 Sport	
IDEAL LAP TIME : 2:02.528		BEST LAP TIME : 2:02.528		DIFFERENCE : 0.000			
LAP	SECTOR 1	SECTOR 2		LAP TIME	MPH	DIFF	TIME OF DAY
1 -	OUTLAP	95.3	1:20.791	61.2			10:15:01.558
2 -	42.470	94.6	1:20.735	61.7	2:03.205 (3)	0.677	10:17:04.763
3 -	42.215	94.3	1:20.770	62.8	2:02.985 (2)	0.457	10:19:07.748
4 -	42.138	94.5	1:20.390	62.8	2:02.528 (1)	61.70	10:21:10.276

P14		53 R		Ethan CARNEY		Preptech UK	
IDEAL LAP TIME : 2:02.658		BEST LAP TIME : 2:02.848		DIFFERENCE : 0.190			
LAP	SECTOR 1	SECTOR 2		LAP TIME	MPH	DIFF	TIME OF DAY
1 -	OUTLAP	94.3	1:21.472	63.3			10:15:57.811
2 -	42.483	94.3	1:20.576	61.4	2:03.059 (2)	0.211	10:18:00.870
3 -	42.591	94.5	1:20.554	63.0	2:03.145 (3)	0.297	10:20:04.015
4 -	42.465	94.9	1:20.383	63.4	2:02.848 (1)	61.53	10:22:06.863

P15		74 R		Alfie DAVIES (F)		Preptech UK	
IDEAL LAP TIME : 2:03.212		BEST LAP TIME : 2:03.212		DIFFERENCE : 0.000			
LAP	SECTOR 1	SECTOR 2		LAP TIME	MPH	DIFF	TIME OF DAY
1 -	OUTLAP	94.3	1:21.407	61.9			10:14:57.608
2 -	42.649	93.9	1:21.127	62.7	2:03.776 (2)	0.564	10:17:01.384
3 -	42.726	93.8	1:21.428	62.7	2:04.154 D	0.942	10:19:05.538
4 -	42.635	94.2	1:20.577	62.7	2:03.212 (1)	61.35	10:21:08.750

P16		31 J		Felix LIVESEY		MDD Racing	
IDEAL LAP TIME : 2:03.171		BEST LAP TIME : 2:03.421		DIFFERENCE : 0.250			
LAP	SECTOR 1	SECTOR 2		LAP TIME	MPH	DIFF	TIME OF DAY
1 -	OUTLAP	93.4	1:20.839	61.0			10:15:14.905
2 -	42.369	93.4	1:21.052	59.9	2:03.421 (1)	61.25	10:17:18.326
3 -	42.521	93.8	1:21.072	60.8	2:03.593 (3)	0.172	10:19:21.919
4 -	42.595	93.9	1:20.883	60.5	2:03.478 (2)	0.057	10:21:25.397
5 -	42.332	94.1	IN PIT		2:07.347 P	59.36	3.926 10:23:32.744

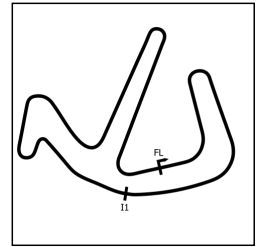
P17		18 R		Torrin BYRNE (F)		Pace Performance	
IDEAL LAP TIME : 2:03.192		BEST LAP TIME : 2:03.429		DIFFERENCE : 0.237			
LAP	SECTOR 1	SECTOR 2		LAP TIME	MPH	DIFF	TIME OF DAY
1 -	OUTLAP	94.6	1:21.342	61.5			10:15:53.026
2 -	42.294	94.5	1:21.327	56.3	2:03.621 (2)	0.192	10:17:56.647
3 -	42.531	94.1	1:20.898	60.7	2:03.429 (1)	61.24	10:20:00.076
4 -	42.762	93.5	1:21.172	62.6	2:03.934 (3)	0.505	10:22:04.010

P18		75 R		Colin CRONIN		Fox Motorsport	
IDEAL LAP TIME : 2:03.897		BEST LAP TIME : 2:04.226		DIFFERENCE : 0.329			
LAP	SECTOR 1	SECTOR 2		LAP TIME	MPH	DIFF	TIME OF DAY
1 -	OUTLAP	93.7	1:21.385	62.3			10:15:06.719
2 -	42.512	93.8	1:21.714	61.6	2:04.226 (1)	60.85	10:17:10.945
3 -	42.764	93.8	1:22.671	62.5	2:05.435 (3)	1.209	10:19:16.380
4 -	42.609	93.5	1:21.765	61.9	2:04.374 (2)	0.148	10:21:20.754
5 -	44.356	85.7	IN PIT		2:10.154 P	58.08	5.928 10:23:30.908

P19		20 R		Ntiyiso MABUNDA (F)		Pace Performance	
IDEAL LAP TIME : 2:04.355		BEST LAP TIME : 2:04.355		DIFFERENCE : 0.000			
LAP	SECTOR 1	SECTOR 2		LAP TIME	MPH	DIFF	TIME OF DAY
1 -	OUTLAP	93.0	1:22.817	61.0			10:16:09.704
2 -	43.131	94.7	1:22.412	60.1	2:05.543 (2)	1.188	10:18:15.247
3 -	42.867	94.5	1:21.488	59.9	2:04.355 (1)	60.79	10:20:19.602
4 -	48.850	90.3	1:24.122	59.0	2:12.972 (3)	8.617	10:22:32.574

2024 Ginetta Junior Championship

SATURDAY QUALIFYING - SECTOR ANALYSIS



SECTOR 1 = FL to I1, SECTOR 2 = I1 to FL, DIFF = Difference To Personal Best Lap, P = Crossed Finish Line in Pit Lane, D = Time Disallowed

P20		7 R		Nickolas ELLIS		Elite Motorsport	
IDEAL LAP TIME : 2:01.803		BEST LAP TIME : 2:04.437		DIFFERENCE : 2.634			
LAP	SECTOR 1	SECTOR 2		LAP TIME	MPH	DIFF	TIME OF DAY
1 -	OUTLAP	95.0	1:20.584	64.2			10:15:43.571
2 -	41.865	94.5	1:20.151	62.0	2:02.016	D	61.95 10:17:45.587
3 -	43.662	88.7	1:20.775	60.8	2:04.437 (1)	60.75	10:19:50.024
4 -	42.094	93.7	1:19.938	61.9	2:02.032	D	61.95 10:21:52.056

P21		45 R		Jack ROBINSON (F)		Fox Motorsport	
IDEAL LAP TIME : 2:03.879		BEST LAP TIME : 2:04.453		DIFFERENCE : 0.574			
LAP	SECTOR 1	SECTOR 2		LAP TIME	MPH	DIFF	TIME OF DAY
1 -	OUTLAP	93.4	1:22.052	59.9			10:15:50.736
2 -	42.858	94.2	1:33.989	5.1	2:16.847	(3)	55.24 12.394 10:18:07.583
3 -	44.269	94.6	1:21.611	62.2	2:05.880	(2)	60.05 1.427 10:20:13.463
4 -	42.716	94.2	1:21.737	60.8	2:04.453 (1)	60.74	10:22:17.916

P22		23 J		Holly MIALL		Fox Motorsport	
IDEAL LAP TIME : 2:04.326		BEST LAP TIME : 2:04.732		DIFFERENCE : 0.406			
LAP	SECTOR 1	SECTOR 2		LAP TIME	MPH	DIFF	TIME OF DAY
1 -	OUTLAP	94.3	1:22.189	59.5			10:15:29.018
2 -	43.107	94.1	1:21.625	61.9	2:04.732 (1)	60.60	10:17:33.750
3 -	42.701	94.5	1:22.296	61.8	2:04.997	(3)	60.48 0.265 10:19:38.747
4 -	42.742	94.6	1:22.172	61.9	2:04.914	(2)	60.52 0.182 10:21:43.661

P23		4 R		James ELLIS (F)		MDD Racing	
IDEAL LAP TIME : 2:04.771		BEST LAP TIME : 2:04.989		DIFFERENCE : 0.218			
LAP	SECTOR 1	SECTOR 2		LAP TIME	MPH	DIFF	TIME OF DAY
1 -	OUTLAP	91.8	1:22.870	61.0			10:15:34.573
2 -	43.137	92.5	1:22.413	60.7	2:05.550	(3)	60.21 0.561 10:17:40.123
3 -	42.879	91.9	1:22.110	60.9	2:04.989 (1)	60.48	10:19:45.112
4 -	43.456	90.8	1:21.931	62.4	2:05.387	(2)	60.29 0.398 10:21:50.499

P24		19 R		Mahlori MABUNDA (F)		Pace Performance	
IDEAL LAP TIME : 2:06.588		BEST LAP TIME : 2:06.588		DIFFERENCE : 0.000			
LAP	SECTOR 1	SECTOR 2		LAP TIME	MPH	DIFF	TIME OF DAY
1 -	OUTLAP	91.9	1:23.618	60.5			10:16:07.411
2 -	43.533	92.6	1:23.055	59.0	2:06.588 (1)	59.72	10:18:13.999
3 -	44.524	77.2	1:23.752	58.2	2:08.276	(3)	58.93 1.688 10:20:22.275
4 -	44.328	92.0	1:23.712	59.4	2:08.040	(2)	59.04 1.452 10:22:30.315

2024 Ginetta Junior Championship

SATURDAY QUALIFYING - BEST SECTORS

SECTOR 1				SECTOR 2				IDEAL / BEST COMPARISON				
POS	NO	NAME	TIME	NO	NAME	TIME	POS	NO	NAME	IDEAL	BEST	DIFF
									PERFECT LAP	2:00.440		
1	25	JEFF-HALL	41.400	25	JEFF-HALL	1:19.040	1	25	JEFF-HALL	2:00.440	2:00.625	0.185
2	50	HART	41.701	50	HART	1:19.244	2	50	HART	2:00.945	2:01.323	0.378
3	67	SAETER	41.729	26	JOSLYN	1:19.298	3	26	JOSLYN	2:01.094	2:01.149	0.055
4	5	INGRAM HILL	41.733	67	SAETER	1:19.395	4	67	SAETER	2:01.124	2:01.124	0.000
5	26	JOSLYN	41.796	43	CLARK	1:19.495	5	43	CLARK	2:01.520	2:01.549	0.029
6	7	ELLIS	41.865	27	SLATER	1:19.670	6	27	SLATER	2:01.585	2:01.807	0.222
7	28	MOSS	41.881	7	ELLIS	1:19.938	7	7	ELLIS	2:01.803	2:04.437	2.634
8	27	SLATER	41.915	17	SHOTTON	1:19.997	8	5	INGRAM HILL	2:01.920	2:02.134	0.214
9	17	SHOTTON	41.925	35	PHELPS	1:20.013	9	17	SHOTTON	2:01.922	2:02.380	0.458
10	43	CLARK	42.025	90	FERNANDEZ	1:20.052	10	35	PHELPS	2:02.045	2:02.074	0.029
11	35	PHELPS	42.032	5	INGRAM HILL	1:20.187	11	28	MOSS	2:02.129	2:02.129	0.000
12	11	DAN	42.051	11	DAN	1:20.243	12	90	FERNANDEZ	2:02.130	2:02.130	0.000
13	90	FERNANDEZ	42.078	28	MOSS	1:20.248	13	11	DAN	2:02.294	2:02.294	0.000
14	70	PETERS (F)	42.138	53	CARNEY	1:20.383	14	70	PETERS (F)	2:02.528	2:02.528	0.000
15	45	ROBINSON (F)	42.268	70	PETERS (F)	1:20.390	15	53	CARNEY	2:02.658	2:02.848	0.190
16	53	CARNEY	42.275	74	DAVIES (F)	1:20.577	16	31	LIVESEY	2:03.171	2:03.421	0.250
17	18	BYRNE (F)	42.294	31	LIVESEY	1:20.839	17	18	BYRNE (F)	2:03.192	2:03.429	0.237
18	31	LIVESEY	42.332	18	BYRNE (F)	1:20.898	18	74	DAVIES (F)	2:03.212	2:03.212	0.000
19	75	CRONIN	42.512	75	CRONIN	1:21.385	19	45	ROBINSON (F)	2:03.879	2:04.453	0.574
20	74	DAVIES (F)	42.635	20	MABUNDA (F)	1:21.488	20	75	CRONIN	2:03.897	2:04.226	0.329
21	23	MIALL	42.701	45	ROBINSON (F)	1:21.611	21	23	MIALL	2:04.326	2:04.732	0.406
22	4	ELLIS (F)	42.840	23	MIALL	1:21.625	22	20	MABUNDA (F)	2:04.355	2:04.355	0.000
23	20	MABUNDA (F)	42.867	4	ELLIS (F)	1:21.931	23	4	ELLIS (F)	2:04.771	2:04.989	0.218
24	19	MABUNDA (F)	43.533	19	MABUNDA (F)	1:23.055	24	19	MABUNDA (F)	2:06.588	2:06.588	0.000

2024 Ginetta Junior Championship

SATURDAY QUALIFYING - BEST SPEEDS

INTERMEDIATE 1				FINISH LINE			
POS	NO	NAME	MPH	NO	NAME	MPH	
1	25	JEFF-HALL	96.9	25	JEFF-HALL	64.5	
2	5	INGRAM HILL	96.4	26	JOSLYN	64.2	
3	26	JOSLYN	96.1	7	ELLIS	64.2	
4	43	CLARK	96.1	27	SLATER	63.9	
5	27	SLATER	96.1	28	MOSS	63.8	
6	67	SAETER	95.8	35	PHELPS	63.7	
7	28	MOSS	95.7	90	FERNANDEZ	63.7	
8	11	DAN	95.5	50	HART	63.6	
9	70	PETERS (F)	95.3	11	DAN	63.4	
10	50	HART	95.1	53	CARNEY	63.4	
11	90	FERNANDEZ	95.1	70	PETERS (F)	62.8	
12	53	CARNEY	95.0	74	DAVIES (F)	62.7	
13	7	ELLIS	95.0	43	CLARK	62.6	
14	20	MABUNDA (F)	94.9	5	INGRAM HILL	62.6	
15	35	PHELPS	94.7	18	BYRNE (F)	62.6	
16	17	SHOTTON	94.7	75	CRONIN	62.5	
17	18	BYRNE (F)	94.6	4	ELLIS (F)	62.4	
18	45	ROBINSON (F)	94.6	45	ROBINSON (F)	62.2	
19	23	MIALL	94.6	17	SHOTTON	62.1	
20	74	DAVIES (F)	94.3	67	SAETER	62.1	
21	31	LIVESEY	94.1	23	MIALL	61.9	
22	75	CRONIN	93.8	20	MABUNDA (F)	61.0	
23	19	MABUNDA (F)	92.6	31	LIVESEY	61.0	
24	4	ELLIS (F)	92.5	19	MABUNDA (F)	60.5	

2024 Ginetta Junior Championship

SATURDAY QUALIFYING - STATISTICS

Competitors Started 24
Planned Start 2024-06-29 @ 10:00:00.000
Actual Start 2024-06-29 @ 10:12:21.211
Finish Time 2024-06-29 @ 10:25:16.657
Track Length 2.1000mi.
Total Laps 109
Total Distance Covered 228.9000mi.

Session Fastest Lap History

NO	CL	NAME	LAP TIME	TIME OF DAY	LAP	VEHICLE
90	JUNIOR	Chase FERNANDEZ	2:03.651	10:16:27.762	2	R Racing
26	JUNIOR	Henry JOSLYN	2:01.149	10:16:28.219	2	Preptech UK
25	ROOKIE	Ethan JEFF-HALL	2:00.628	10:16:39.417	2	R Racing
25	ROOKIE	Ethan JEFF-HALL	2:00.625	10:20:40.937	4	R Racing

Flag History

TYPE	TIME OF DAY
GREEN	10:12:21.211
FINISH	10:25:16.657

Flag Statistics

TYPE	COUNT	TOTAL LAPS	TOTAL TIME
Green	1	5	12:57.984
Red	0	0	0.000
Safety Car	0	0	0.000
FCY	0	0	0.000

2024 Ginetta Junior Championship

SATURDAY QUALIFYING - STATISTICS

CLASS : JUNIOR

6 Starters

Fastest Lap History

NO	NAME	LAP TIME	TIME OF DAY	LAP	VEHICLE
90	Chase FERNANDEZ	2:03.651	10:16:27.762	2	R Racing
26	Henry JOSLYN	2:01.149	10:16:28.219	2	Preptech UK

2024 Ginetta Junior Championship

SATURDAY QUALIFYING - STATISTICS

CLASS : ROOKIE

18 Starters

Fastest Lap History

NO	NAME	LAP TIME	TIME OF DAY	LAP	VEHICLE
67	Marcus SAETER	2:01.560	10:16:37.281	2	R Racing
25	Ethan JEFF-HALL	2:00.628	10:16:39.417	2	R Racing
25	Ethan JEFF-HALL	2:00.625	10:20:40.937	4	R Racing

2024 Ginetta Junior Championship

RACE 1 - ROUND 10 - GRID (20 minutes) - AMENDED

ROW 12	24	2:06.588	19 Mahlori MABUNDA (F)	23	2:04.989	4 James ELLIS (F)
ROW 11	22	2:04.732	23 Holly MIALL	21	2:04.453	45 Jack ROBINSON (F)
ROW 10	20	2:04.437	7 Nickolas ELLIS	19	2:04.355	20 Ntiyiso MABUNDA (F)
ROW 9	18	2:04.226	75 Colin CRONIN	17	2:03.429	18 Torrin BYRNE (F)
ROW 8	16	2:03.421	31 Felix LIVESEY	15	2:03.212	74 Alfie DAVIES (F)
ROW 7	14	2:02.848	53 Ethan CARNEY	13	2:02.129	28 Harry MOSS
ROW 6	12	2:02.528	70 Jude PETERS (F)	11	2:02.380	17 James SHOTTON
ROW 5	10	2:02.294	11 Ruben DAN	9	2:02.134	5 Tom INGRAM HILL
ROW 4	8	2:02.130	90 Chase FERNANDEZ	7	2:02.074	35 Isaac PHELPS
ROW 3	6	2:01.807	27 Alfie SLATER	5	2:01.549	43 Archie CLARK
ROW 2	4	2:01.323	50 Charlie HART	3	2:01.149	26 Henry JOSLYN
ROW 1	2	2:01.124	67 Marcus SAETER	1	2:00.625	25 Ethan JEFF-HALL Pole

Comments:

*Car 28 - 5 place grid penalty from a following race

These results are provisional until the conclusion of any judicial and technical matters.

Anglesey International GP: 2.1000 miles

Clerk Of Course: Paul Levitt	Stewards:	Timekeeper: Gethin Rees	
------------------------------	-----------	-------------------------	--

Results can be found at www.tsl-timing.com

Printed - 10:40 Saturday, 29 June 2024

2024 Ginetta Junior Championship

RACE 2 - ROUND 11 - GRID (20 minutes)

ROW 12	24	7 Nickolas ELLIS	2:08.040	23	19 Mahlori MABUNDA (F)
		2:05.880			
ROW 11	22	45 Jack ROBINSON (F)	2:05.543	21	20 Ntjiso MABUNDA (F)
		2:05.387			
ROW 10	20	4 James ELLIS (F)	2:04.914	19	23 Holly MIALL
		2:04.374			
ROW 9	18	75 Colin CRONIN	2:03.776	17	74 Alfie DAVIES (F)
		2:03.667			
ROW 8	16	11 Ruben DAN	2:03.621	15	18 Torrin BYRNE (F)
		2:03.478			
ROW 7	14	31 Felix LIVESEY	2:03.213	13	90 Chase FERNANDEZ
		2:03.059			
ROW 6	12	53 Ethan CARNEY	2:02.985	11	70 Jude PETERS (F)
		2:02.634			
ROW 5	10	28 Harry MOSS	2:02.524	9	17 James SHOTTON
		2:02.346			
ROW 4	8	35 Isaac PHELPS	2:02.336	7	5 Tom INGRAM HILL
		2:01.880			
ROW 3	6	27 Alfie SLATER	2:01.731	5	43 Archie CLARK
		2:01.383			
ROW 2	4	50 Charlie HART	2:01.240	3	26 Henry JOSLYN
		2:01.143			
ROW 1	2	67 Marcus SAETER	2:00.628	1	25 Ethan JEFF-HALL
					Pole

These results are provisional until the conclusion of any judicial and technical matters.

Anglesey International GP: 2.1000 miles

Clerk Of Course: Paul Levitt	Stewards:	Timekeeper: Gethin Rees	
------------------------------	-----------	-------------------------	--

Results can be found at www.tsl-timing.com

Printed - 12:46 Saturday, 29 June 2024

2024 Ginetta Junior Championship

RACE 1 - ROUND 10 - CLASSIFICATION - AMENDED

Race Distance: 10 Laps / 21.00 miles

POS	NO	CL	PIC	NAME	NAT	ENTRY	LAPS	TIME	GAP	DIFF	MPH	BEST	ON	GRD	↑↓
1	25	R	1	Ethan JEFF-HALL	GBR	R Racing	10	20:14.136			62.26	2:00.601	2	1	0
2	67	R	2	Marcus SAETER	NOR	R Racing	10	20:17.481	3.345	3.345	62.09	2:00.758	8	2	0
3	50	J	1	Charlie HART	GBR	Elite Motorsport	10	20:21.827	7.691	4.346	61.87	2:01.066	5	4	1
4	26*	J	2	Henry JOSLYN	GBR	Preptech UK	10	20:20.401			61.94	2:00.650	5	3	-1
5	43	R	3	Archie CLARK	GBR	Elite Motorsport	10	20:22.362	8.226		61.84	2:01.099	10	5	0
6	35	R	4	Isaac PHELPS	GBR	Elite Motorsport	10	20:23.225	9.089	0.863	61.80	2:01.064	5	7	1
7	11	R	5	Ruben DAN	AUS	Elite Motorsport	10	20:28.224	14.088	4.999	61.55	2:00.990	9	10	3
8	5	R	6	Tom INGRAM HILL	GBR	R Racing	10	20:30.799	16.663	2.575	61.42	2:01.469	8	9	1
9	17	R	7	James SHOTTON	GBR	Fox Motorsport	10	20:33.091	18.955	2.292	61.30	2:01.233	9	11	2
10	28	J	3	Harry MOSS	GBR	R Racing	10	20:33.353	19.217	0.262	61.29	2:01.241	10	13	3
11	90	J	4	Chase FERNANDEZ	GBR	R Racing	10	20:36.049	21.913	2.696	61.16	2:01.995	6	8	-3
12	7	R	8	Nickolas ELLIS	IMN	Elite Motorsport	10	20:39.548	25.412	3.499	60.98	2:01.821	5	20	8
13	70	R	9	Jude PETERS (F)	GBR	E3 Sport	10	20:43.012	28.876	3.464	60.81	2:02.192	7	12	-1
14	53	R	10	Ethan CARNEY	USA	Preptech UK	10	20:44.792	30.656	1.780	60.73	2:01.958	7	14	0
15	75	R	11	Colin CRONIN	IRL	Fox Motorsport	10	20:48.621	34.485	3.829	60.54	2:02.775	10	18	3
16	74	R	12	Alfie DAVIES (F)	GBR	Preptech UK	10	20:50.199	36.063	1.578	60.47	2:02.856	9	15	-1
17	45	R	13	Jack ROBINSON (F)	GBR	Fox Motorsport	10	20:59.158	45.022	8.959	60.04	2:03.429	7	21	4
18	27	R	14	Alfie SLATER	GBR	R Racing	10	21:00.024	45.888	0.866	59.99	2:02.025	3	6	-12
19	31	J	5	Felix LIVESEY	GBR	MDD Racing	10	21:04.905	50.769	4.881	59.76	2:03.369	7	16	-3
20	23	J	6	Holly MIALL	GBR	Fox Motorsport	10	21:06.874	52.738	1.969	59.67	2:04.325	3	22	2
21	20	R	15	Ntiyiso MABUNDA (F)	ZAF	Pace Performance	10	21:11.078	56.942	4.204	59.47	2:04.105	10	19	-2
22	18	R	16	Torrin BYRNE (F)	GBR	Pace Performance	10	21:12.032	57.896	0.954	59.43	2:03.878	10	17	-5
23	19	R	17	Mahlori MABUNDA (F)	ZAF	Pace Performance	10	21:30.919	1:16.783	18.887	58.56	2:06.719	9	24	1
24	4*	R	18	James ELLIS (F)	GBR	MDD Racing	10	21:37.231	1:23.095	6.312	58.27	2:04.747	7	23	-1

FASTEST LAP

25	R	Ethan JEFF-HALL	GBR	R Racing	2	2:00.601	62.68 mph	100.88 kph
26	J	Henry JOSLYN	GBR	Preptech UK	5	2:00.650	62.66 mph	100.84 kph

Comments:

- *Car 4 - 5 second time penalty added to race time for exceeding track limits
- *Car 4 - 10 second time penalty added to race time for exceeding track limits
- *Car 26 - 1 place position penalty for C2.3 Gaining an unfair advantage

Weather / Track : Showers / Wet

These results are provisional until the conclusion of any judicial and technical matters.

Date: 29/06/2024 Start: 12:47 Finish: 13:07

Anglesey International GP: 2.1000 miles

Clerk Of Course: Paul Levitt	Stewards:	Timekeeper: Gethin Rees	
------------------------------	-----------	-------------------------	--

Results can be found at www.tsl-timing.com

Printed - 14:54 Saturday, 29 June 2024

2024 Ginetta Junior Championship

RACE 1 - ROUND 10 - LAP CHART

LAP 1 @ 12:49:29.160			LAP 2 @ 12:51:29.761			LAP 3 @ 12:53:30.490			LAP 4 @ 12:55:31.240			LAP 5 @ 12:57:31.980		
NO	BEHIND	LAP TIME	NO	BEHIND	LAP TIME	NO	BEHIND	LAP TIME	NO	BEHIND	LAP TIME	NO	BEHIND	LAP TIME
25		2:05.141	25		2:00.601	25		2:00.729	25		2:00.750	25		2:00.740
50	1.058	2:06.199	26	2.357	2:01.645	26	2.750	2:01.122	26	3.228	2:01.228	26	3.138	2:00.650
26	1.313	2:06.454	67	2.738	2:01.804	67	3.248	2:01.239	67	3.595	2:01.097	67	3.767	2:00.912
67	1.535	2:06.676	50	3.404	2:02.947	50	4.373	2:01.698	50	4.831	2:01.208	50	5.157	2:01.066
35	2.115	2:07.256	35	3.833	2:02.319	35	5.010	2:01.906	35	5.385	2:01.125	35	5.709	2:01.064
43	2.544	2:07.685	43	3.988	2:02.045	43	5.528	2:02.269	43	6.595	2:01.817	43	6.995	2:01.140
11	4.008	2:09.149	5	6.993	2:03.110	5	8.532	2:02.268	5	10.479	2:02.697	11	12.479	2:02.493
5	4.484	2:09.625	11	7.257	2:03.850	11	8.754	2:02.226	11	10.726	2:02.722	5	13.356	2:03.617
27	5.317	2:10.458	27	7.827	2:03.111	27	9.123	2:02.025	17	15.013	2:04.675	17	16.366	2:02.093
17	5.848	2:10.989	17	8.174	2:02.927	90	10.812	2:03.192	90	15.635	2:05.573	90	17.054	2:02.159
90	6.532	2:11.673	90	8.349	2:02.418	17	11.088	2:03.643	53	16.041	2:03.366	28	17.786	2:01.598
74	7.695	2:12.836	28	10.582	2:01.883	53	13.425	2:03.078	28	16.928	2:02.692	53	19.183	2:03.882
53	7.999	2:13.140	53	11.076	2:03.678	28	14.986	2:05.133	7	19.427	2:03.381	7	20.508	2:01.821
28	9.300	2:14.441	74	12.055	2:04.961	74	15.178	2:03.852	74	20.010	2:05.582	70	22.885	2:02.421
31	10.969	2:16.110	31	14.278	2:03.910	7	16.796	2:02.294	70	21.204	2:03.631	74	23.847	2:04.577
75	11.862	2:17.003	7	15.231	2:02.995	75	17.853	2:03.129	75	21.705	2:04.602	75	24.252	2:03.287
20	12.313	2:17.454	75	15.453	2:04.192	70	18.323	2:02.641	23	25.998	2:04.666	27	29.907	2:03.464
7	12.837	2:17.978	70	16.411	2:03.492	23	22.082	2:04.325	45	26.450	2:04.729	23	30.924	2:05.666
70	13.520	2:18.661	20	17.654	2:05.942	45	22.471	2:04.135	27	27.183	2:18.810	31	31.250	2:04.388
23	14.642	2:19.783	23	18.486	2:04.445	31	23.461	2:09.912	31	27.602	2:04.891	45	32.376	2:06.666
45	15.664	2:20.805	45	19.065	2:04.002	4	28.304	2:05.485	4	33.020	2:05.466	4	37.916	2:05.636
19	18.018	2:23.159	4	23.548	2:05.630	20	30.114	2:13.189	18	34.000	2:04.340	18	38.210	2:04.950
4	18.519	2:23.660	19	25.792	2:08.375	18	30.410	2:04.667	20	35.326	2:05.962	20	39.290	2:04.704
18	23.185	2:28.326	18	26.472	2:03.888	19	32.296	2:07.233	19	39.009	2:07.463	19	46.431	2:08.162

2024 Ginetta Junior Championship

RACE 1 - ROUND 10 - LAP CHART

LAP 6 @ 12:59:32.984			LAP 7 @ 13:01:33.793			LAP 8 @ 13:03:34.992			LAP 9 @ 13:05:35.987			LAP 10 @ 13:07:38.155		
NO	BEHIND	LAP TIME	NO	BEHIND	LAP TIME	NO	BEHIND	LAP TIME	NO	BEHIND	LAP TIME	NO	BEHIND	LAP TIME
25		2:01.004	25		2:00.809	25		2:01.199	25		2:00.995	25		2:02.168
67	4.925	2:02.162	67	5.120	2:01.004	67	4.679	2:00.758	67	4.624	2:00.940	67	3.345	2:00.889
50	5.752	2:01.599	50	6.822	2:01.879	50	7.526	2:01.903	26	7.705	2:01.023	26	6.265	2:00.728
35	6.315	2:01.610	26	7.049	2:00.887	26	7.677	2:01.827	50	8.345	2:01.814	50	7.691	2:01.514
26	6.971	2:04.837	35	7.369	2:01.863	35	7.867	2:01.697	35	8.974	2:02.102	43	8.226	2:01.099
43	7.647	2:01.656	43	8.103	2:01.265	43	8.409	2:01.505	43	9.295	2:01.881	35	9.089	2:02.283
11	13.016	2:01.541	11	13.634	2:01.427	11	13.932	2:01.497	11	13.927	2:00.990	11	14.088	2:02.329
5	14.588	2:02.236	5	15.668	2:01.889	5	15.938	2:01.469	5	16.926	2:01.983	5	16.663	2:01.905
17	16.972	2:01.610	17	18.576	2:02.413	17	19.233	2:01.856	17	19.471	2:01.233	17	18.955	2:01.652
90	18.045	2:01.995	28	19.334	2:01.665	28	19.675	2:01.540	28	20.144	2:01.464	28	19.217	2:01.241
28	18.478	2:01.696	90	20.038	2:02.802	90	20.859	2:02.020	90	21.891	2:02.027	90	21.913	2:02.190
53	20.363	2:02.184	53	21.512	2:01.958	53	22.315	2:02.002	7	25.267	2:02.249	7	25.412	2:02.313
7	21.411	2:01.907	7	23.137	2:02.535	7	24.013	2:02.075	70	28.664	2:02.811	70	28.876	2:02.380
70	24.202	2:02.321	70	25.585	2:02.192	70	26.848	2:02.462	53	29.757	2:08.437	53	30.656	2:03.067
75	27.093	2:03.845	75	29.087	2:02.803	75	31.199	2:03.311	75	33.878	2:03.674	75	34.485	2:02.775
74	27.880	2:05.037	74	31.262	2:04.191	74	33.216	2:03.153	74	35.077	2:02.856	74	36.063	2:03.154
27	32.961	2:04.058	27	34.350	2:02.198	31	39.461	2:03.877	45	43.638	2:04.118	45	45.022	2:03.552
31	34.223	2:03.977	31	36.783	2:03.369	45	40.515	2:03.819	27	44.966	2:03.228	27	45.888	2:03.090
45	35.275	2:03.903	45	37.895	2:03.429	27	42.733	2:09.582	31	48.739	2:10.273	31	50.769	2:04.198
23	35.743	2:05.823	23	40.528	2:05.594	23	44.528	2:05.199	23	49.213	2:05.680	23	52.738	2:05.693
4	42.559	2:05.647	4	46.497	2:04.747	4	50.097	2:04.799	20	55.005	2:05.247	20	56.942	2:04.105
18	42.734	2:05.528	20	46.867	2:04.622	20	50.753	2:05.085	18	56.186	2:06.249	18	57.896	2:03.878
20	43.054	2:04.768	18	47.136	2:05.211	18	50.932	2:04.995	4	1:04.611	2:15.509	4	1:08.095	2:05.652
19	52.639	2:07.212	19	59.129	2:07.299	19	1:05.114	2:07.184	19	1:10.838	2:06.719	19	1:16.783	2:08.113

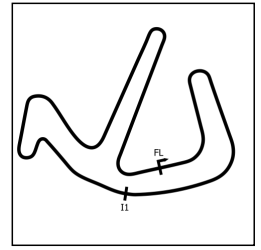
2024 Ginetta Junior Championship

RACE 1 - ROUND 10 - POSITION CHART WITH INTERMEDIATES

No	Name	Lap																					
		Pos	L0 - Int1 M	L1 - Finish	L1 - Int1 M	L2 - Finish	L2 - Int1 M	L3 - Finish	L3 - Int1 M	L4 - Finish	L4 - Int1 M	L5 - Finish	L5 - Int1 M	L6 - Finish	L6 - Int1 M	L7 - Finish	L7 - Int1 M	L8 - Finish	L8 - Int1 M	L9 - Finish	L9 - Int1 M	L10 - Finish	
25	JEFF-HALL	1	25	25	25	25	25	25	25	25	25	25	25	25	25	25	25	25	25	25	25	25	25
67	SAETER	2	50	50	50	26	26	26	26	26	26	26	67	67	67	67	67	67	67	67	67	67	67
26	JOSLYN	3	26	26	26	67	67	67	67	67	67	67	50	50	50	50	50	50	26	26	26	26	26
50	HART	4	67	67	67	50	50	50	50	50	50	50	35	35	35	26	26	26	50	50	50	50	50
43	CLARK	5	35	35	35	35	35	35	35	35	35	35	26	26	26	35	35	35	35	35	35	43	43
27	SLATER	6	43	43	43	43	43	43	43	43	43	43	43	43	43	43	43	43	43	43	43	35	35
35	PHELPS	7	11	11	5	5	5	5	5	5	5	11	11	11	11	11	11	11	11	11	11	11	11
90	FERNANDEZ	8	5	5	11	11	11	11	11	11	11	11	5	5	5	5	5	5	5	5	5	5	5
5	INGRAM HILL	9	17	27	27	27	27	27	27	27	17	17	17	17	17	17	17	17	17	17	17	17	17
11	DAN	10	27	17	17	17	90	90	90	90	90	90	90	90	90	28	28	28	28	28	28	28	28
17	SHOTTON	11	28	90	90	90	17	17	17	53	53	28	28	28	90	90	90	90	90	90	90	90	90
70	PETERS (F)	12	53	74	74	28	53	53	53	28	28	53	53	53	53	53	53	53	53	7	7	7	7
28	MOSS	13	90	53	53	53	74	28	28	7	7	7	7	7	7	7	7	7	7	7	70	70	70
53	CARNEY	14	74	28	28	74	28	74	74	74	74	70	70	70	70	70	70	70	70	70	53	53	53
74	DAVIES (F)	15	31	31	31	31	7	7	7	70	70	74	74	75	75	75	75	75	75	75	75	75	75
31	LIVESEY	16	18	75	75	7	75	75	75	75	75	75	75	75	74	74	74	74	74	74	74	74	74
18	BYRNE (F)	17	20	20	7	75	70	70	70	23	23	27	27	27	27	27	27	27	31	45	45	45	45
75	CRONIN	18	75	7	20	70	23	23	23	45	45	23	23	31	31	31	31	31	45	27	27	27	27
20	MABUNDA (F)	19	23	70	70	20	45	45	45	27	27	31	31	45	45	45	45	27	23	31	31	31	31
7	ELLIS	20	7	23	23	23	31	31	31	31	31	45	45	23	23	23	23	23	23	31	23	23	23
45	ROBINSON (F)	21	70	45	45	45	4	4	4	4	4	4	4	4	4	4	4	4	4	20	20	20	20
23	MIALL	22	45	19	4	4	20	20	18	18	18	18	18	18	20	20	20	20	20	18	18	18	18
4	ELLIS (F)	23	19	4	19	19	18	18	20	20	20	20	20	20	18	18	18	18	18	4	4	4	4
19	MABUNDA (F)	24	4	18	18	18	19	19	19	19	19	19	19	19	19	19	19	19	19	19	19	19	19

2024 Ginetta Junior Championship

RACE 1 - ROUND 10 - SECTOR ANALYSIS



SECTOR 1 = FL to I1, SECTOR 2 = I1 to FL, DIFF = Difference To Personal Best Lap, P = Crossed Finish Line in Pit Lane, D = Time Disallowed

P1 25 R		Ethan JEFF-HALL			R Racing			
IDEAL LAP TIME : 2:00.442		BEST LAP TIME : 2:00.601			DIFFERENCE : 0.159			
LAP	SECTOR 1	SECTOR 2		LAP TIME	MPH	DIFF	TIME OF DAY	
1 -		96.8	1:19.184	62.4	2:05.141	60.41	4.540	12:49:29.160
2 -	41.406	96.5	1:19.195	64.2	2:00.601 (1)	62.68		12:51:29.761
3 -	41.693	96.4	1:19.036	63.3	2:00.729 (2)	62.61	0.128	12:53:30.490
4 -	41.704	96.6	1:19.046	63.2	2:00.750	62.60	0.149	12:55:31.240
5 -	41.635	96.6	1:19.105	63.8	2:00.740 (3)	62.61	0.139	12:57:31.980
6 -	41.649	96.6	1:19.355	63.2	2:01.004	62.47	0.403	12:59:32.984
7 -	41.465	97.1	1:19.344	62.2	2:00.809	62.57	0.208	13:01:33.793
8 -	41.595	96.6	1:19.604	62.5	2:01.199	62.37	0.598	13:03:34.992
9 -	41.584	96.5	1:19.411	63.2	2:00.995	62.48	0.394	13:05:35.987
10 -	42.589	96.6	1:19.579	62.8	2:02.168	61.88	1.567	13:07:38.155

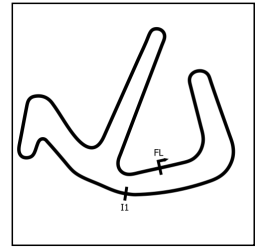
P2 67 R		Marcus SAETER			R Racing			
IDEAL LAP TIME : 2:00.599		BEST LAP TIME : 2:00.758			DIFFERENCE : 0.159			
LAP	SECTOR 1	SECTOR 2		LAP TIME	MPH	DIFF	TIME OF DAY	
1 -		98.1	1:19.665	63.9	2:06.676	59.67	5.918	12:49:30.695
2 -	41.699	98.1	1:20.105	62.7	2:01.804	62.06	1.046	12:51:32.499
3 -	41.659	96.9	1:19.580	61.9	2:01.239	62.35	0.481	12:53:33.738
4 -	41.785	96.8	1:19.312	63.2	2:01.097	62.42	0.339	12:55:34.835
5 -	41.484	97.6	1:19.428	63.1	2:00.912 (3)	62.52	0.154	12:57:35.747
6 -	42.908	95.8	1:19.254	62.4	2:02.162	61.88	1.404	12:59:37.909
7 -	41.819	95.8	1:19.185	61.1	2:01.004	62.47	0.246	13:01:38.913
8 -	41.643	96.0	1:19.115	63.2	2:00.758 (1)	62.60		13:03:39.671
9 -	41.683	96.2	1:19.257	61.5	2:00.940	62.51	0.182	13:05:40.611
10 -	41.632	96.0	1:19.257	60.9	2:00.889 (2)	62.53	0.131	13:07:41.500

P3 26 J		Henry JOSLYN			Preptech UK			
IDEAL LAP TIME : 2:00.597		BEST LAP TIME : 2:00.650			DIFFERENCE : 0.053			
LAP	SECTOR 1	SECTOR 2		LAP TIME	MPH	DIFF	TIME OF DAY	
1 -		98.1	1:19.773	64.0	2:06.454	59.78	5.804	12:49:30.473
2 -	41.770	96.5	1:19.875	63.1	2:01.645	62.14	0.995	12:51:32.118
3 -	41.672	96.0	1:19.450	62.7	2:01.122	62.41	0.472	12:53:33.240
4 -	41.880	95.3	1:19.348	64.0	2:01.228	62.36	0.578	12:55:34.468
5 -	41.494	96.1	1:19.156	64.1	2:00.650 (1)	62.66		12:57:35.118
6 -	45.693	96.6	1:19.144	63.3	2:04.837	60.55	4.187	12:59:39.955
7 -	41.583	97.1	1:19.304	62.1	2:00.887 (3)	62.53	0.237	13:01:40.842
8 -	41.823	97.9	1:20.004	64.3	2:01.827	62.05	1.177	13:03:42.669
9 -	41.734	96.1	1:19.289	62.6	2:01.023	62.46	0.373	13:05:43.692
10 -	41.625	96.2	1:19.103	64.5	2:00.728 (2)	62.62	0.078	13:07:44.420

P4 50 J		Charlie HART			Elite Motorsport			
IDEAL LAP TIME : 2:01.066		BEST LAP TIME : 2:01.066			DIFFERENCE : 0.000			
LAP	SECTOR 1	SECTOR 2		LAP TIME	MPH	DIFF	TIME OF DAY	
1 -		96.9	1:19.775	62.3	2:06.199	59.90	5.133	12:49:30.218
2 -	41.925	96.9	1:21.022	62.8	2:02.947	61.48	1.881	12:51:33.165
3 -	42.213	95.8	1:19.485	61.5	2:01.698	62.12	0.632	12:53:34.863
4 -	41.759	96.1	1:19.449	62.0	2:01.208 (2)	62.37	0.142	12:55:36.071
5 -	41.724	95.5	1:19.342	63.0	2:01.066 (1)	62.44		12:57:37.137
6 -	42.077	96.9	1:19.522	61.7	2:01.599	62.17	0.533	12:59:38.736
7 -	42.017	96.2	1:19.862	62.4	2:01.879	62.02	0.813	13:01:40.615
8 -	41.958	96.5	1:19.945	63.2	2:01.903	62.01	0.837	13:03:42.518
9 -	42.344	96.6	1:19.470	62.7	2:01.814	62.06	0.748	13:05:44.332
10 -	41.870	96.6	1:19.644	62.5	2:01.514 (3)	62.21	0.448	13:07:45.846

2024 Ginetta Junior Championship

RACE 1 - ROUND 10 - SECTOR ANALYSIS



SECTOR 1 = FL to I1, SECTOR 2 = I1 to FL, DIFF = Difference To Personal Best Lap, P = Crossed Finish Line in Pit Lane, D = Time Disallowed

P5		43 R		Archie CLARK		Elite Motorsport			
IDEAL LAP TIME : 2:00.836		BEST LAP TIME : 2:01.099		DIFFERENCE : 0.263					
LAP	SECTOR 1	SECTOR 2	LAP TIME	MPH	DIFF	TIME OF DAY			
1 -		98.2	1:19.754	60.4	2:07.685	59.20	6.586	12:49:31.704	
2 -	41.766	97.3	1:20.279	63.0	2:02.045	61.94	0.946	12:51:33.749	
3 -	42.143	97.2	1:20.126	62.4	2:02.269	61.83	1.170	12:53:36.018	
4 -	42.105	96.1	1:19.712	62.4	2:01.817	62.06	0.718	12:55:37.835	
5 -	41.723	96.0	1:19.417	62.9	2:01.140 (2)	62.40	0.041	12:57:38.975	
6 -	42.003	97.2	1:19.653	62.6	2:01.656	62.14	0.557	12:59:40.631	
7 -	41.865	97.1	1:19.400	62.4	2:01.265 (3)	62.34	0.166	13:01:41.896	
8 -	41.647	97.8	1:19.858	63.2	2:01.505	62.21	0.406	13:03:43.401	
9 -	41.984	98.2	1:19.897	62.7	2:01.881	62.02	0.782	13:05:45.282	
10 -	41.910	97.5	1:19.189	62.3	2:01.099 (1)	62.42		13:07:46.381	

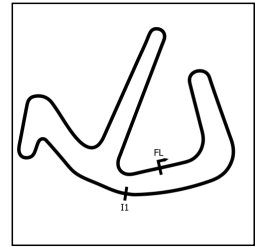
P6		35 R		Isaac PHELPS		Elite Motorsport			
IDEAL LAP TIME : 2:00.942		BEST LAP TIME : 2:01.064		DIFFERENCE : 0.122					
LAP	SECTOR 1	SECTOR 2	LAP TIME	MPH	DIFF	TIME OF DAY			
1 -		97.1	1:19.692	63.6	2:07.256	59.40	6.192	12:49:31.275	
2 -	41.857	96.2	1:20.462	61.9	2:02.319	61.80	1.255	12:51:33.594	
3 -	41.920	96.9	1:19.986	63.7	2:01.906	62.01	0.842	12:53:35.500	
4 -	41.521	96.6	1:19.604	62.2	2:01.125 (2)	62.41	0.061	12:55:36.625	
5 -	41.594	96.1	1:19.470	61.7	2:01.064 (1)	62.44		12:57:37.689	
6 -	41.611	97.2	1:19.999	63.5	2:01.610 (3)	62.16	0.546	12:59:39.299	
7 -	41.655	97.5	1:20.208	62.7	2:01.863	62.03	0.799	13:01:41.162	
8 -	41.775	96.8	1:19.922	63.0	2:01.697	62.12	0.633	13:03:42.859	
9 -	42.209	96.5	1:19.893	62.1	2:02.102	61.91	1.038	13:05:44.961	
10 -	42.862	96.1	1:19.421	62.6	2:02.283	61.82	1.219	13:07:47.244	

P7		11 R		Ruben DAN		Elite Motorsport			
IDEAL LAP TIME : 2:00.990		BEST LAP TIME : 2:00.990		DIFFERENCE : 0.000					
LAP	SECTOR 1	SECTOR 2	LAP TIME	MPH	DIFF	TIME OF DAY			
1 -		96.0	1:20.291	61.6	2:09.149	58.53	8.159	12:49:33.168	
2 -	42.740	97.1	1:21.110	62.3	2:03.850	61.04	2.860	12:51:37.018	
3 -	42.104	95.5	1:20.122	61.8	2:02.226	61.85	1.236	12:53:39.244	
4 -	42.168	97.5	1:20.554	63.4	2:02.722	61.60	1.732	12:55:41.966	
5 -	41.892	97.3	1:20.601	62.7	2:02.493	61.71	1.503	12:57:44.459	
6 -	41.892	95.8	1:19.649	62.7	2:01.541	62.20	0.551	12:59:46.000	
7 -	41.893	96.0	1:19.534	62.3	2:01.427 (2)	62.25	0.437	13:01:47.427	
8 -	41.975	95.7	1:19.522	62.8	2:01.497 (3)	62.22	0.507	13:03:48.924	
9 -	41.782	96.1	1:19.208	62.4	2:00.990 (1)	62.48		13:05:49.914	
10 -	41.925	95.8	1:20.404	63.0	2:02.329	61.80	1.339	13:07:52.243	

P8		5 R		Tom INGRAM HILL		R Racing			
IDEAL LAP TIME : 2:01.469		BEST LAP TIME : 2:01.469		DIFFERENCE : 0.000					
LAP	SECTOR 1	SECTOR 2	LAP TIME	MPH	DIFF	TIME OF DAY			
1 -		96.9	1:20.246	62.6	2:09.625	58.32	8.156	12:49:33.644	
2 -	42.081	95.5	1:21.029	62.3	2:03.110	61.40	1.641	12:51:36.754	
3 -	41.986	95.3	1:20.282	62.0	2:02.268	61.83	0.799	12:53:39.022	
4 -	42.223	96.2	1:20.474	62.1	2:02.697	61.61	1.228	12:55:41.719	
5 -	42.016	96.8	1:21.601	62.1	2:03.617	61.15	2.148	12:57:45.336	
6 -	41.977	96.8	1:20.259	62.0	2:02.236	61.84	0.767	12:59:47.572	
7 -	41.906	96.4	1:19.983	61.9	2:01.889 (2)	62.02	0.420	13:01:49.461	
8 -	41.646	96.5	1:19.823	61.9	2:01.469 (1)	62.23		13:03:50.930	
9 -	41.929	96.1	1:20.054	62.3	2:01.983	61.97	0.514	13:05:52.913	
10 -	41.747	96.2	1:20.158	61.8	2:01.905 (3)	62.01	0.436	13:07:54.818	

2024 Ginetta Junior Championship

RACE 1 - ROUND 10 - SECTOR ANALYSIS



SECTOR 1 = FL to I1, SECTOR 2 = I1 to FL, DIFF = Difference To Personal Best Lap, P = Crossed Finish Line in Pit Lane, D = Time Disallowed

P9		17 R		James SHOTTON		Fox Motorsport			
IDEAL LAP TIME : 2:01.202		BEST LAP TIME : 2:01.233		DIFFERENCE : 0.031					
LAP	SECTOR 1		SECTOR 2		LAP TIME	MPH	DIFF	TIME OF DAY	
1 -		95.8	1:21.150	60.7	2:10.989	57.71	9.756	12:49:35.008	
2 -	42.189	95.5	1:20.738	61.4	2:02.927	61.49	1.694	12:51:37.935	
3 -	42.928	95.5	1:20.715	61.9	2:03.643	61.14	2.410	12:53:41.578	
4 -	43.196	94.2	1:21.479	60.5	2:04.675	60.63	3.442	12:55:46.253	
5 -	42.077	94.1	1:20.016	62.6	2:02.093	61.92	0.860	12:57:48.346	
6 -	41.850	95.1	1:19.760	62.6	2:01.610 (2)	62.16	0.377	12:59:49.956	
7 -	42.110	94.7	1:20.303	62.7	2:02.413	61.75	1.180	13:01:52.369	
8 -	42.066	95.3	1:19.790	62.4	2:01.856	62.04	0.623	13:03:54.225	
9 -	41.819	95.3	1:19.414	61.5	2:01.233 (1)	62.35		13:05:55.458	
10 -	41.788	96.1	1:19.864	62.7	2:01.652 (3)	62.14	0.419	13:07:57.110	

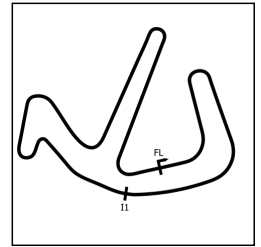
P10		28 J		Harry MOSS		R Racing			
IDEAL LAP TIME : 2:01.009		BEST LAP TIME : 2:01.241		DIFFERENCE : 0.232					
LAP	SECTOR 1		SECTOR 2		LAP TIME	MPH	DIFF	TIME OF DAY	
1 -		97.6	1:24.337	60.0	2:14.441	56.23	13.200	12:49:38.460	
2 -	41.623	96.4	1:20.260	62.6	2:01.883	62.02	0.642	12:51:40.343	
3 -	45.152	96.0	1:19.981	62.0	2:05.133	60.41	3.892	12:53:45.476	
4 -	42.105	95.3	1:20.587	62.7	2:02.692	61.61	1.451	12:55:48.168	
5 -	41.436	97.6	1:20.162	63.4	2:01.598	62.17	0.357	12:57:49.766	
6 -	41.712	97.3	1:19.984	63.0	2:01.696	62.12	0.455	12:59:51.462	
7 -	41.989	95.5	1:19.676	62.7	2:01.665	62.13	0.424	13:01:53.127	
8 -	41.689	97.1	1:19.851	62.4	2:01.540 (3)	62.20	0.299	13:03:54.667	
9 -	41.747	97.1	1:19.717	62.8	2:01.464 (2)	62.24	0.223	13:05:56.131	
10 -	41.668	96.2	1:19.573	62.8	2:01.241 (1)	62.35		13:07:57.372	

P11		90 J		Chase FERNANDEZ		R Racing			
IDEAL LAP TIME : 2:01.763		BEST LAP TIME : 2:01.995		DIFFERENCE : 0.232					
LAP	SECTOR 1		SECTOR 2		LAP TIME	MPH	DIFF	TIME OF DAY	
1 -		96.9	1:20.621	62.7	2:11.673	57.41	9.678	12:49:35.692	
2 -	41.960	97.2	1:20.458	63.0	2:02.418	61.75	0.423	12:51:38.110	
3 -	42.185	96.1	1:21.007	62.7	2:03.192	61.36	1.197	12:53:41.302	
4 -	43.293	94.9	1:22.280	61.8	2:05.573	60.20	3.578	12:55:46.875	
5 -	41.928	95.5	1:20.231	61.9	2:02.159	61.88	0.164	12:57:49.034	
6 -	42.144	95.7	1:19.851	62.0	2:01.995 (1)	61.96		12:59:51.029	
7 -	42.651	97.2	1:20.151	63.2	2:02.802	61.56	0.807	13:01:53.831	
8 -	41.912	96.1	1:20.108	61.8	2:02.020 (2)	61.95	0.025	13:03:55.851	
9 -	41.988	96.1	1:20.039	61.4	2:02.027 (3)	61.95	0.032	13:05:57.878	
10 -	42.116	95.3	1:20.074	61.3	2:02.190	61.87	0.195	13:08:00.068	

P12		7 R		Nickolas ELLIS		Elite Motorsport			
IDEAL LAP TIME : 2:01.761		BEST LAP TIME : 2:01.821		DIFFERENCE : 0.060					
LAP	SECTOR 1		SECTOR 2		LAP TIME	MPH	DIFF	TIME OF DAY	
1 -		96.9	1:20.527	61.0	2:17.978	54.79	16.157	12:49:41.997	
2 -	42.188	95.7	1:20.807	61.6	2:02.995	61.46	1.174	12:51:44.992	
3 -	42.271	94.3	1:20.023	62.8	2:02.294	61.81	0.473	12:53:47.286	
4 -	42.012	96.0	1:21.369	61.2	2:03.381	61.27	1.560	12:55:50.667	
5 -	42.006	94.5	1:19.815	63.2	2:01.821 (1)	62.05		12:57:52.488	
6 -	41.981	95.5	1:19.926	62.4	2:01.907 (2)	62.01	0.086	12:59:54.395	
7 -	42.621	93.4	1:19.914	62.2	2:02.535	61.69	0.714	13:01:56.930	
8 -	42.057	94.5	1:20.018	63.1	2:02.075 (3)	61.92	0.254	13:03:59.005	
9 -	41.946	95.5	1:20.303	62.4	2:02.249	61.84	0.428	13:06:01.254	
10 -	42.098	95.3	1:20.215	62.4	2:02.313	61.80	0.492	13:08:03.567	

2024 Ginetta Junior Championship

RACE 1 - ROUND 10 - SECTOR ANALYSIS



SECTOR 1 = FL to I1, SECTOR 2 = I1 to FL, DIFF = Difference To Personal Best Lap, P = Crossed Finish Line in Pit Lane, D = Time Disallowed

P13		70 R		Jude PETERS (F)		E3 Sport		
IDEAL LAP TIME : 2:02.017		BEST LAP TIME : 2:02.192		DIFFERENCE : 0.175				
LAP	SECTOR 1	SECTOR 2	LAP TIME	MPH	DIFF	TIME OF DAY		
1 -		97.3	1:20.575	62.2	2:18.661	54.52	16.469	12:49:42.680
2 -	42.343	97.1	1:21.149	61.9	2:03.492	61.21	1.300	12:51:46.172
3 -	42.141	96.8	1:20.500	63.5	2:02.641	61.64	0.449	12:53:48.813
4 -	42.022	97.8	1:21.609	63.3	2:03.631	61.14	1.439	12:55:52.444
5 -	41.925	96.5	1:20.496	63.5	2:02.421	61.75	0.229	12:57:54.865
6 -	41.881	95.4	1:20.440	63.2	2:02.321 (2)	61.80	0.129	12:59:57.186
7 -	42.056	95.8	1:20.136	62.3	2:02.192 (1)	61.86		13:01:59.378
8 -	42.100	95.7	1:20.362	63.7	2:02.462	61.73	0.270	13:04:01.840
9 -	42.040	95.7	1:20.771	63.6	2:02.811	61.55	0.619	13:06:04.651
10 -	42.076	95.7	1:20.304	63.8	2:02.380 (3)	61.77	0.188	13:08:07.031

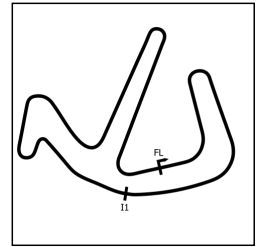
P14		53 R		Ethan CARNEY		Preptech UK		
IDEAL LAP TIME : 2:01.942		BEST LAP TIME : 2:01.958		DIFFERENCE : 0.016				
LAP	SECTOR 1	SECTOR 2	LAP TIME	MPH	DIFF	TIME OF DAY		
1 -		97.2	1:22.529	62.0	2:13.140	56.78	11.182	12:49:37.159
2 -	42.424	96.6	1:21.254	59.8	2:03.678	61.12	1.720	12:51:40.837
3 -	42.508	94.6	1:20.570	62.9	2:03.078	61.42	1.120	12:53:43.915
4 -	41.834	95.4	1:21.532	61.9	2:03.366	61.28	1.408	12:55:47.281
5 -	42.146	94.5	1:21.736	62.0	2:03.882	61.02	1.924	12:57:51.163
6 -	42.070	95.4	1:20.114	63.2	2:02.184 (3)	61.87	0.226	12:59:53.347
7 -	41.828	96.0	1:20.130	62.8	2:01.958 (1)	61.98		13:01:55.305
8 -	41.834	95.8	1:20.168	63.0	2:02.002 (2)	61.96	0.044	13:03:57.307
9 -	41.833	96.1	1:26.604	63.1	2:08.437	58.86	6.479	13:06:05.744
10 -	42.199	95.8	1:20.868	63.1	2:03.067	61.42	1.109	13:08:08.811

P15		75 R		Colin CRONIN		Fox Motorsport		
IDEAL LAP TIME : 2:02.758		BEST LAP TIME : 2:02.775		DIFFERENCE : 0.017				
LAP	SECTOR 1	SECTOR 2	LAP TIME	MPH	DIFF	TIME OF DAY		
1 -		95.4	1:21.581	57.8	2:17.003	55.18	14.228	12:49:41.022
2 -	42.333	96.2	1:21.859	61.5	2:04.192	60.87	1.417	12:51:45.214
3 -	42.530	96.1	1:20.599	61.8	2:03.129 (3)	61.39	0.354	12:53:48.343
4 -	42.302	95.5	1:22.300	62.3	2:04.602	60.67	1.827	12:55:52.945
5 -	42.250	96.0	1:21.037	61.9	2:03.287	61.32	0.512	12:57:56.232
6 -	42.529	97.2	1:21.316	62.4	2:03.845	61.04	1.070	13:00:00.077
7 -	42.295	94.9	1:20.508	62.4	2:02.803 (2)	61.56	0.028	13:02:02.880
8 -	42.663	94.5	1:20.648	61.5	2:03.311	61.30	0.536	13:04:06.191
9 -	42.530	94.6	1:21.144	61.3	2:03.674	61.12	0.899	13:06:09.865
10 -	42.254	94.7	1:20.521	61.2	2:02.775 (1)	61.57		13:08:12.640

P16		74 R		Alfie DAVIES (F)		Preptech UK		
IDEAL LAP TIME : 2:02.856		BEST LAP TIME : 2:02.856		DIFFERENCE : 0.000				
LAP	SECTOR 1	SECTOR 2	LAP TIME	MPH	DIFF	TIME OF DAY		
1 -		97.1	1:21.450	61.3	2:12.836	56.91	9.980	12:49:36.855
2 -	42.642	95.5	1:22.319	61.1	2:04.961	60.49	2.105	12:51:41.816
3 -	42.804	93.9	1:21.048	62.4	2:03.852	61.04	0.996	12:53:45.668
4 -	43.008	94.9	1:22.574	61.8	2:05.582	60.19	2.726	12:55:51.250
5 -	42.603	94.1	1:21.974	63.0	2:04.577	60.68	1.721	12:57:55.827
6 -	42.845	94.6	1:22.192	61.8	2:05.037	60.46	2.181	13:00:00.864
7 -	43.173	94.2	1:21.018	62.4	2:04.191	60.87	1.335	13:02:05.055
8 -	42.495	94.6	1:20.658	62.1	2:03.153 (2)	61.38	0.297	13:04:08.208
9 -	42.362	94.5	1:20.494	62.1	2:02.856 (1)	61.53		13:06:11.064
10 -	42.415	94.6	1:20.739	63.6	2:03.154 (3)	61.38	0.298	13:08:14.218

2024 Ginetta Junior Championship

RACE 1 - ROUND 10 - SECTOR ANALYSIS



SECTOR 1 = FL to I1, SECTOR 2 = I1 to FL, DIFF = Difference To Personal Best Lap, P = Crossed Finish Line in Pit Lane, D = Time Disallowed

P17 45 R		Jack ROBINSON (F)		Fox Motorsport				
IDEAL LAP TIME : 2:03.139		BEST LAP TIME : 2:03.429		DIFFERENCE : 0.290				
LAP	SECTOR 1	SECTOR 2		LAP TIME	MPH	DIFF	TIME OF DAY	
1 -		94.1	1:22.601	61.7	2:20.805	53.69	17.376	12:49:44.824
2 -	42.332	95.7	1:21.670	61.3	2:04.002	60.96	0.573	12:51:48.826
3 -	42.660	95.7	1:21.475	62.2	2:04.135	60.90	0.706	12:53:52.961
4 -	42.945	94.9	1:21.784	61.7	2:04.729	60.61	1.300	12:55:57.690
5 -	42.567	96.5	1:24.099		2:06.666	59.68	3.237	12:58:04.356
6 -	42.566	96.2	1:21.337	59.0	2:03.903	61.01	0.474	13:00:08.259
7 -	42.244	96.0	1:21.185	61.1	2:03.429 (1)	61.24		13:02:11.688
8 -	42.333	95.0	1:21.486	60.7	2:03.819 (3)	61.05	0.390	13:04:15.507
9 -	42.784	94.5	1:21.334	61.3	2:04.118	60.90	0.689	13:06:19.625
10 -	42.657	94.1	1:20.895	60.4	2:03.552 (2)	61.18	0.123	13:08:23.177

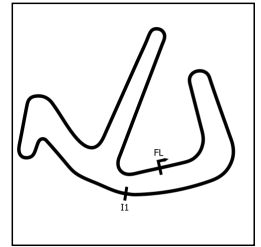
P18 27 R		Alfie SLATER		R Racing				
IDEAL LAP TIME : 2:01.945		BEST LAP TIME : 2:02.025		DIFFERENCE : 0.080				
LAP	SECTOR 1	SECTOR 2		LAP TIME	MPH	DIFF	TIME OF DAY	
1 -		97.9	1:20.554	61.8	2:10.458	57.94	8.433	12:49:34.477
2 -	42.099	96.5	1:21.012	62.8	2:03.111	61.40	1.086	12:51:37.588
3 -	41.944	97.6	1:20.081	62.9	2:02.025 (1)	61.95		12:53:39.613
4 -	41.991	98.3	1:36.819	62.6	2:18.810	54.46	16.785	12:55:58.423
5 -	42.050	98.1	1:21.414	62.1	2:03.464	61.23	1.439	12:58:01.887
6 -	42.040	96.2	1:22.018	60.0	2:04.058	60.93	2.033	13:00:05.945
7 -	41.864	96.2	1:20.334	63.1	2:02.198 (2)	61.86	0.173	13:02:08.143
8 -	42.096	95.5	1:27.486	62.4	2:09.582	58.34	7.557	13:04:17.725
9 -	42.714	94.7	1:20.514	61.6	2:03.228	61.34	1.203	13:06:20.953
10 -	42.392	96.1	1:20.698	62.4	2:03.090 (3)	61.41	1.065	13:08:24.043

P19 31 J		Felix LIVESEY		MDD Racing				
IDEAL LAP TIME : 2:03.369		BEST LAP TIME : 2:03.369		DIFFERENCE : 0.000				
LAP	SECTOR 1	SECTOR 2		LAP TIME	MPH	DIFF	TIME OF DAY	
1 -		95.7	1:23.302	55.8	2:16.110	55.54	12.741	12:49:40.129
2 -	42.791	94.5	1:21.119	60.4	2:03.910 (3)	61.01	0.541	12:51:44.039
3 -	48.797	94.5	1:21.115	60.8	2:09.912	58.19	6.543	12:53:53.951
4 -	42.982	94.6	1:21.909	59.4	2:04.891	60.53	1.522	12:55:58.842
5 -	42.665	95.0	1:21.723	59.9	2:04.388	60.77	1.019	12:58:03.230
6 -	42.747	97.1	1:21.230	60.8	2:03.977	60.97	0.608	13:00:07.207
7 -	42.311	95.0	1:21.058	59.5	2:03.369 (1)	61.27		13:02:10.576
8 -	42.322	95.3	1:21.555	62.0	2:03.877 (2)	61.02	0.508	13:04:14.453
9 -	48.873	96.0	1:21.400	62.3	2:10.273	58.03	6.904	13:06:24.726
10 -	42.694	95.0	1:21.504	60.7	2:04.198	60.87	0.829	13:08:28.924

P20 23 J		Holly MIALI		Fox Motorsport				
IDEAL LAP TIME : 2:03.754		BEST LAP TIME : 2:04.325		DIFFERENCE : 0.571				
LAP	SECTOR 1	SECTOR 2		LAP TIME	MPH	DIFF	TIME OF DAY	
1 -		94.9	1:22.749	61.5	2:19.783	54.08	15.458	12:49:43.802
2 -	42.428	96.0	1:22.017	62.0	2:04.445 (2)	60.74	0.120	12:51:48.247
3 -	42.999	94.1	1:21.326	62.5	2:04.325 (1)	60.80		12:53:52.572
4 -	42.772	94.2	1:21.894	61.6	2:04.666 (3)	60.64	0.341	12:55:57.238
5 -	42.789	94.5	1:22.877	61.7	2:05.666	60.15	1.341	12:58:02.904
6 -	42.848	94.5	1:22.975	61.9	2:05.823	60.08	1.498	13:00:08.727
7 -	43.012	94.5	1:22.582	61.6	2:05.594	60.19	1.269	13:02:14.321
8 -	42.773	94.5	1:22.426	62.4	2:05.199	60.38	0.874	13:04:19.520
9 -	43.422	93.3	1:22.258	63.0	2:05.680	60.15	1.355	13:06:25.200
10 -	43.403	94.5	1:22.290	62.0	2:05.693	60.14	1.368	13:08:30.893

2024 Ginetta Junior Championship

RACE 1 - ROUND 10 - SECTOR ANALYSIS



SECTOR 1 = FL to I1, SECTOR 2 = I1 to FL, DIFF = Difference To Personal Best Lap, P = Crossed Finish Line in Pit Lane, D = Time Disallowed

P21		20 R		Ntiyiso MABUNDA (F)		Pace Performance			
IDEAL LAP TIME : 2:03.861		BEST LAP TIME : 2:04.105		DIFFERENCE : 0.244					
LAP	SECTOR 1	SECTOR 2	LAP TIME	MPH	DIFF	TIME OF DAY			
1 -		94.6	1:22.697	59.2	2:17.454	54.99	13.349	12:49:41.473	
2 -	43.367	96.0	1:22.575	62.0	2:05.942	60.02	1.837	12:51:47.415	
3 -	50.782	94.3	1:22.407	62.3	2:13.189	56.76	9.084	12:54:00.604	
4 -	43.729	94.9	1:22.233	61.2	2:05.962	60.01	1.857	12:56:06.566	
5 -	42.773	94.9	1:21.931	59.8	2:04.704 (3)	60.62	0.599	12:58:11.270	
6 -	42.691	94.7	1:22.077	60.4	2:04.768	60.59	0.663	13:00:16.038	
7 -	42.857	95.4	1:21.765	60.5	2:04.622 (2)	60.66	0.517	13:02:20.660	
8 -	42.844	96.0	1:22.241	61.2	2:05.085	60.43	0.980	13:04:25.745	
9 -	43.896	95.3	1:21.351	59.9	2:05.247	60.36	1.142	13:06:30.992	
10 -	42.935	95.1	1:21.170	60.4	2:04.105 (1)	60.91		13:08:35.097	

P22		18 R		Torrin BYRNE (F)		Pace Performance			
IDEAL LAP TIME : 2:03.719		BEST LAP TIME : 2:03.878		DIFFERENCE : 0.159					
LAP	SECTOR 1	SECTOR 2	LAP TIME	MPH	DIFF	TIME OF DAY			
1 -		96.8	1:35.443	49.6	2:28.326	50.96	24.448	12:49:52.345	
2 -	42.774	93.0	1:21.114	60.6	2:03.888 (2)	61.02	0.010	12:51:56.233	
3 -	42.973	95.1	1:21.694	61.1	2:04.667	60.64	0.789	12:54:00.900	
4 -	43.012	93.5	1:21.328	61.2	2:04.340 (3)	60.80	0.462	12:56:05.240	
5 -	42.837	94.7	1:22.113	61.6	2:04.950	60.50	1.072	12:58:10.190	
6 -	43.116	93.2	1:22.412	58.7	2:05.528	60.22	1.650	13:00:15.718	
7 -	43.624	94.5	1:21.587	61.4	2:05.211	60.37	1.333	13:02:20.929	
8 -	43.170	94.9	1:21.825	61.1	2:04.995	60.48	1.117	13:04:25.924	
9 -	44.836	94.6	1:21.413	61.1	2:06.249	59.88	2.371	13:06:32.173	
10 -	42.605	95.0	1:21.273	61.5	2:03.878 (1)	61.02		13:08:36.051	

P23		19 R		Mahlori MABUNDA (F)		Pace Performance			
IDEAL LAP TIME : 2:06.719		BEST LAP TIME : 2:06.719		DIFFERENCE : 0.000					
LAP	SECTOR 1	SECTOR 2	LAP TIME	MPH	DIFF	TIME OF DAY			
1 -		92.9	1:23.504	59.0	2:23.159	52.80	16.440	12:49:47.178	
2 -	44.540	92.1	1:23.835	59.8	2:08.375	58.88	1.656	12:51:55.553	
3 -	43.795	86.4	1:23.438	60.1	2:07.233	59.41	0.514	12:54:02.786	
4 -	43.965	92.1	1:23.498	60.1	2:07.463	59.31	0.744	12:56:10.249	
5 -	43.698	92.9	1:24.464	59.5	2:08.162	58.98	1.443	12:58:18.411	
6 -	43.886	93.0	1:23.326	60.8	2:07.212 (3)	59.42	0.493	13:00:25.623	
7 -	43.905	92.5	1:23.394	59.0	2:07.299	59.38	0.580	13:02:32.922	
8 -	43.742	92.6	1:23.442	58.9	2:07.184 (2)	59.44	0.465	13:04:40.106	
9 -	43.605	93.0	1:23.114	59.2	2:06.719 (1)	59.65		13:06:46.825	
10 -	44.128	92.6	1:23.985	60.2	2:08.113	59.01	1.394	13:08:54.938	

P24		4 R		James ELLIS (F)		MDD Racing			
IDEAL LAP TIME : 2:04.719		BEST LAP TIME : 2:04.747		DIFFERENCE : 0.028					
LAP	SECTOR 1	SECTOR 2	LAP TIME	MPH	DIFF	TIME OF DAY			
1 -		93.2	1:22.155	60.4	2:23.660	52.62	18.913	12:49:47.679	
2 -	43.519	92.0	1:22.111	60.9	2:05.630	60.17	0.883	12:51:53.309	
3 -	43.371	93.0	1:22.114	61.7	2:05.485	60.24	0.738	12:53:58.794	
4 -	43.398	91.6	1:22.068	60.9	2:05.466 (3)	60.25	0.719	12:56:04.260	
5 -	43.566	92.1	1:22.070	60.3	2:05.636	60.17	0.889	12:58:09.896	
6 -	43.075	93.0	1:22.572	60.9	2:05.647	60.16	0.900	13:00:15.543	
7 -	42.920	93.8	1:21.827	61.0	2:04.747 (1)	60.60		13:02:20.290	
8 -	43.000	94.1	1:21.799	61.0	2:04.799 (2)	60.57	0.052	13:04:25.089	
9 -	53.155	78.3	1:22.354	60.1	2:15.509	55.78	10.762	13:06:40.598	
10 -	43.019	93.2	1:22.633	62.2	2:05.652	60.16	0.905	13:08:46.250	

2024 Ginetta Junior Championship

RACE 1 - ROUND 10 - BEST SECTORS

SECTOR 1				SECTOR 2				IDEAL / BEST COMPARISON				
POS	NO	NAME	TIME	NO	NAME	TIME	POS	NO	NAME	IDEAL	BEST	DIFF
									PERFECT LAP	2:00.442		
1	25	JEFF-HALL	41.406	25	JEFF-HALL	1:19.036	1	25	JEFF-HALL	2:00.442	2:00.601	0.159
2	28	MOSS	41.436	26	JOSLYN	1:19.103	2	26	JOSLYN	2:00.597	2:00.650	0.053
3	67	SAETER	41.484	67	SAETER	1:19.115	3	67	SAETER	2:00.599	2:00.758	0.159
4	26	JOSLYN	41.494	43	CLARK	1:19.189	4	43	CLARK	2:00.836	2:01.099	0.263
5	35	PHELPS	41.521	11	DAN	1:19.208	5	35	PHELPS	2:00.942	2:01.064	0.122
6	5	INGRAM HILL	41.646	50	HART	1:19.342	6	11	DAN	2:00.990	2:00.990	0.000
7	43	CLARK	41.647	17	SHOTTON	1:19.414	7	28	MOSS	2:01.009	2:01.241	0.232
8	50	HART	41.724	35	PHELPS	1:19.421	8	50	HART	2:01.066	2:01.066	0.000
9	11	DAN	41.782	28	MOSS	1:19.573	9	17	SHOTTON	2:01.202	2:01.233	0.031
10	17	SHOTTON	41.788	7	ELLIS	1:19.815	10	5	INGRAM HILL	2:01.469	2:01.469	0.000
11	53	CARNEY	41.828	5	INGRAM HILL	1:19.823	11	7	ELLIS	2:01.761	2:01.821	0.060
12	27	SLATER	41.864	90	FERNANDEZ	1:19.851	12	90	FERNANDEZ	2:01.763	2:01.995	0.232
13	70	PETERS (F)	41.881	27	SLATER	1:20.081	13	53	CARNEY	2:01.942	2:01.958	0.016
14	90	FERNANDEZ	41.912	53	CARNEY	1:20.114	14	27	SLATER	2:01.945	2:02.025	0.080
15	7	ELLIS	41.946	70	PETERS (F)	1:20.136	15	70	PETERS (F)	2:02.017	2:02.192	0.175
16	45	ROBINSON (F)	42.244	74	DAVIES (F)	1:20.494	16	75	CRONIN	2:02.758	2:02.775	0.017
17	75	CRONIN	42.250	75	CRONIN	1:20.508	17	74	DAVIES (F)	2:02.856	2:02.856	0.000
18	31	LIVESEY	42.311	45	ROBINSON (F)	1:20.895	18	45	ROBINSON (F)	2:03.139	2:03.429	0.290
19	74	DAVIES (F)	42.362	31	LIVESEY	1:21.058	19	31	LIVESEY	2:03.369	2:03.369	0.000
20	23	MIALL	42.428	18	BYRNE (F)	1:21.114	20	18	BYRNE (F)	2:03.719	2:03.878	0.159
21	18	BYRNE (F)	42.605	20	MABUNDA (F)	1:21.170	21	23	MIALL	2:03.754	2:04.325	0.571
22	20	MABUNDA (F)	42.691	23	MIALL	1:21.326	22	20	MABUNDA (F)	2:03.861	2:04.105	0.244
23	4	ELLIS (F)	42.920	4	ELLIS (F)	1:21.799	23	4	ELLIS (F)	2:04.719	2:04.747	0.028
24	19	MABUNDA (F)	43.605	19	MABUNDA (F)	1:23.114	24	19	MABUNDA (F)	2:06.719	2:06.719	0.000

2024 Ginetta Junior Championship
RACE 1 - ROUND 10 - BEST SPEEDS

INTERMEDIATE 1				FINISH LINE			
POS	NO	NAME	MPH	NO	NAME	MPH	
1	27	SLATER	98.3	26	JOSLYN	64.5	
2	43	CLARK	98.2	25	JEFF-HALL	64.2	
3	67	SAETER	98.1	67	SAETER	63.9	
4	26	JOSLYN	98.1	70	PETERS (F)	63.8	
5	70	PETERS (F)	97.8	35	PHELPS	63.7	
6	28	MOSS	97.6	74	DAVIES (F)	63.6	
7	35	PHELPS	97.5	11	DAN	63.4	
8	11	DAN	97.5	28	MOSS	63.4	
9	90	FERNANDEZ	97.2	50	HART	63.2	
10	53	CARNEY	97.2	43	CLARK	63.2	
11	75	CRONIN	97.2	90	FERNANDEZ	63.2	
12	25	JEFF-HALL	97.1	7	ELLIS	63.2	
13	74	DAVIES (F)	97.1	53	CARNEY	63.2	
14	31	LIVESEY	97.1	27	SLATER	63.1	
15	50	HART	96.9	23	MIALL	63.0	
16	5	INGRAM HILL	96.9	17	SHOTTON	62.7	
17	7	ELLIS	96.9	5	INGRAM HILL	62.6	
18	18	BYRNE (F)	96.8	75	CRONIN	62.4	
19	45	ROBINSON (F)	96.5	31	LIVESEY	62.3	
20	17	SHOTTON	96.1	20	MABUNDA (F)	62.3	
21	23	MIALL	96.0	45	ROBINSON (F)	62.2	
22	20	MABUNDA (F)	96.0	4	ELLIS (F)	62.2	
23	4	ELLIS (F)	94.1	18	BYRNE (F)	61.6	
24	19	MABUNDA (F)	93.0	19	MABUNDA (F)	60.8	

2024 Ginetta Junior Championship

RACE 1 - ROUND 10 - STATISTICS

Competitors Started 24
Planned Start 2024-06-29 @ 12:50:00.000
Actual Start 2024-06-29 @ 12:47:24.018
Finish Time 2024-06-29 @ 13:07:38.121
Track Length 2.1000mi.
Total Laps 240
Total Distance Covered 504.0000mi.

Session Fastest Lap History

NO	CL	NAME	LAP TIME	TIME OF DAY	LAP	VEHICLE
25	ROOKIE	Ethan JEFF-HALL	2:05.141	12:49:29.200	1	R Racing
25	ROOKIE	Ethan JEFF-HALL	2:00.601	12:51:29.801	2	R Racing

Session Leader History

NO	CL	NAME	FROM LAP	LAPS LED	DISTANCE	VEHICLE
25	ROOKIE	Ethan JEFF-HALL	1	10	21.00 miles	R Racing

Flag History

TYPE	TIME OF DAY
GREEN	12:47:24.018
FINISH	13:07:38.121

Flag Statistics

TYPE	COUNT	TOTAL LAPS	TOTAL TIME
Green	1	10	22:10.362
Red	0	0	0.000
Safety Car	0	0	0.000
FCY	0	0	0.000

2024 Ginetta Junior Championship

RACE 1 - ROUND 10 - STATISTICS

CLASS : JUNIOR

6 Starters

Fastest Lap History

NO	NAME	LAP TIME	TIME OF DAY	LAP	VEHICLE
50	Charlie HART	2:06.199	12:49:30.260	1	Elite Motorsport
26	Henry JOSLYN	2:01.645	12:51:32.168	2	Preptech UK
26	Henry JOSLYN	2:01.122	12:53:33.290	3	Preptech UK
26	Henry JOSLYN	2:00.650	12:57:35.164	5	Preptech UK

Leader History

NO	NAME	FROM LAP	LAPS LED	DISTANCE	VEHICLE
50	Charlie HART	1	1	2.10 miles	Elite Motorsport
26	Henry JOSLYN	2	4	8.40 miles	Preptech UK
50	Charlie HART	6	3	6.30 miles	Elite Motorsport
26	Henry JOSLYN	9	2	4.20 miles	Preptech UK

2024 Ginetta Junior Championship

RACE 1 - ROUND 10 - STATISTICS

CLASS : ROOKIE

18 Starters

Fastest Lap History

NO	NAME	LAP TIME	TIME OF DAY	LAP	VEHICLE
25	Ethan JEFF-HALL	2:05.141	12:49:29.200	1	R Racing
25	Ethan JEFF-HALL	2:00.601	12:51:29.801	2	R Racing

Leader History

NO	NAME	FROM LAP	LAPS LED	DISTANCE	VEHICLE
25	Ethan JEFF-HALL	1	10	21.00 miles	R Racing

2024 Ginetta Junior Championship

RACE 2 - ROUND 11 - CLASSIFICATION

Race Distance: 10 Laps / 21.00 miles

POS	NO	CL	PIC	NAME	NAT	ENTRY	LAPS	TIME	GAP	DIFF	MPH	BEST	ON	GRD	↑↓
1	67	R	1	Marcus SAETER	NOR	R Racing	10	20:02.307			62.87	1:59.240	4	2	1
2	25	R	2	Ethan JEFF-HALL	GBR	R Racing	10	20:04.774	2.467	2.467	62.75	1:59.477	4	1	-1
3	26	J	1	Henry JOSLYN	GBR	Preptech UK	10	20:09.122	6.815	4.348	62.52	1:59.618	2	3	0
4	35	R	3	Isaac PHELPS	GBR	Elite Motorsport	10	20:09.563	7.256	0.441	62.50	1:59.854	8	8	4
5	43	R	4	Archie CLARK	GBR	Elite Motorsport	10	20:09.861	7.554	0.298	62.48	1:59.752	7	5	0
6	50	J	2	Charlie HART	GBR	Elite Motorsport	10	20:11.005	8.698	1.144	62.42	2:00.039	5	4	-2
7	28	J	3	Harry MOSS	GBR	R Racing	10	20:17.004	14.697	5.999	62.11	2:00.130	9	10	3
8	5	R	5	Tom INGRAM HILL	GBR	R Racing	10	20:23.516	21.209	6.512	61.78	2:00.680	2	7	-1
9	90	J	4	Chase FERNANDEZ	GBR	R Racing	10	20:23.662	21.355	0.146	61.78	2:00.523	9	13	4
10	70	R	6	Jude PETERS (F)	GBR	E3 Sport	10	20:24.485	22.178	0.823	61.74	2:00.948	9	11	1
11	11	R	7	Ruben DAN	AUS	Elite Motorsport	10	20:24.674	22.367	0.189	61.73	2:00.741	7	16	5
12	27	R	8	Alfie SLATER	GBR	R Racing	10	20:25.662	23.355	0.988	61.68	2:00.498	9	6	-6
13	53	R	9	Ethan CARNEY	USA	Preptech UK	10	20:31.801	29.494	6.139	61.37	2:01.283	2	12	-1
14	7	R	10	Nickolas ELLIS	IMN	Elite Motorsport	10	20:35.450	33.143	3.649	61.19	2:01.386	10	24	10
15	17	R	11	James SHOTTON	GBR	Fox Motorsport	10	20:39.495	37.188	4.045	60.99	1:59.706	9	9	-6
16	18	R	12	Torrin BYRNE (F)	GBR	Pace Performance	10	20:45.576	43.269	6.081	60.69	2:02.883	9	15	-1
17	74*	R	13	Alfie DAVIES (F)	GBR	Preptech UK	10	20:49.877	47.570	4.301	60.48	2:02.409	9	17	0
18	23	J	5	Holly MIALL	GBR	Fox Motorsport	10	20:51.971	49.664	2.094	60.38	2:02.907	6	19	1
19	20	R	14	Ntiyiso MABUNDA (F)	ZAF	Pace Performance	10	20:53.625	51.318	1.654	60.30	2:02.530	9	21	2
20	4	R	15	James ELLIS (F)	GBR	MDD Racing	10	20:58.668	56.361	5.043	60.06	2:04.176	9	20	0
21	75	R	16	Colin CRONIN	IRL	Fox Motorsport	10	21:02.280	59.973	3.612	59.89	2:02.773	5	18	-3
22	19	R	17	Mahlori MABUNDA (F)	ZAF	Pace Performance	10	21:13.085	1:10.778	10.805	59.38	2:05.069	7	23	1
23	45	R	18	Jack ROBINSON (F)	GBR	Fox Motorsport	10	21:16.727	1:14.420	3.642	59.21	2:01.838	7	22	-1

NOT CLASSIFIED

DNF	31	J		Felix LIVESEY	GBR	MDD Racing	6	12:30.050	4 Laps	4 Laps	60.47	2:02.710	4	14	
-----	----	---	--	---------------	-----	------------	---	-----------	--------	--------	-------	----------	---	----	--

FASTEST LAP

67	R			Marcus SAETER	NOR	R Racing	4	1:59.240			63.40 mph		102.03 kph		
26	J			Henry JOSLYN	GBR	Preptech UK	2	1:59.618			63.20 mph		101.71 kph		

Comments:

*Car 74 - 5 seconds added to race time for exceeding track limits

Weather / Track : Showers / Wet

These results are provisional until the conclusion of any judicial and technical matters.

Date: 29/06/2024 Start: 15:18 Finish: 15:38

Anglesey International GP: 2.1000 miles

Clerk Of Course: Paul Levitt	Stewards:	Timekeeper: Gethin Rees	
------------------------------	-----------	-------------------------	--

Results can be found at www.tsl-timing.com

Printed - 15:40 Saturday, 29 June 2024

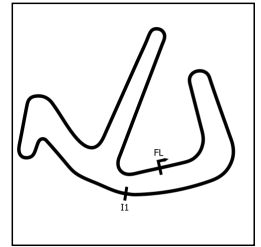
2024 Ginetta Junior Championship

RACE 2 - ROUND 11 - POSITION CHART WITH INTERMEDIATES

No	Name	Lap Pos	L0 - Int1 M	L1 - Finish	L1 - Int1 M	L2 - Finish	L2 - Int1 M	L3 - Finish	L3 - Int1 M	L4 - Finish	L4 - Int1 M	L5 - Finish	L5 - Int1 M	L6 - Finish	L6 - Int1 M	L7 - Finish	L7 - Int1 M	L8 - Finish	L8 - Int1 M	L9 - Finish	L9 - Int1 M	L10 - Finish	
25	JEFF-HALL	1	25	25	25	25	25	25	25	25	25	25	25	25	25	67	67	67	67	67	67	67	67
67	SAETER	2	26	67	67	67	67	67	67	67	67	67	67	67	67	25	25	25	25	25	25	25	25
26	JOSLYN	3	67	26	26	26	26	26	26	26	26	26	26	26	26	26	26	26	26	26	26	26	26
50	HART	4	50	50	50	50	50	50	50	50	50	50	50	50	50	50	50	50	43	43	43	43	35
43	CLARK	5	43	43	43	43	43	43	43	43	43	43	43	43	43	43	43	43	35	35	35	35	43
27	SLATER	6	35	35	35	35	35	35	35	35	35	35	35	35	35	35	35	35	50	50	50	50	50
5	INGRAM HILL	7	5	5	5	5	17	17	17	28	28	28	28	28	28	28	28	28	28	28	28	28	28
35	PHELPS	8	17	27	27	17	27	28	28	17	17	17	17	17	17	90	90	90	90	90	5	5	5
17	SHOTTON	9	27	28	28	27	28	90	90	90	90	90	90	90	90	5	5	5	5	5	5	90	90
28	MOSS	10	28	17	17	28	90	5	5	5	5	5	5	5	5	70	70	70	70	70	70	70	70
70	PETERS (F)	11	70	90	90	90	5	70	70	70	70	70	70	70	70	11	11	11	11	11	11	11	11
53	CARNEY	12	53	53	53	53	70	53	53	53	11	11	11	11	11	27	27	27	27	27	27	27	27
90	FERNANDEZ	13	90	70	70	70	53	11	11	11	53	27	27	27	27	53	53	53	53	53	53	53	53
31	LIVESEY	14	31	31	31	11	11	27	27	27	27	53	53	53	53	7	7	7	7	7	7	7	7
18	BYRNE (F)	15	18	75	75	31	31	31	31	31	31	7	7	7	7	18	18	18	17	17	17	17	17
11	DAN	16	75	11	11	18	18	18	18	7	7	31	31	31	31	74	74	74	18	18	18	18	74
74	DAVIES (F)	17	11	18	18	74	74	74	7	18	18	74	74	74	74	23	17	17	74	74	74	18	18
75	CRONIN	18	74	74	74	75	75	7	74	74	74	18	75	75	75	20	23	23	23	23	23	23	23
23	MIALL	19	4	4	7	7	7	75	75	75	75	75	18	18	18	4	20	20	20	20	20	20	20
4	ELLIS (F)	20	23	7	4	4	4	4	4	4	4	23	23	23	23	75	4	75	4	4	4	4	4
20	MABUNDA (F)	21	20	23	23	23	23	23	23	23	23	4	4	4	4	19	75	4	75	75	75	75	75
45	ROBINSON (F)	22	7	45	45	45	45	20	20	20	20	20	20	20	20	45	19	19	19	19	19	19	19
19	MABUNDA (F)	23	45	20	20	20	20	19	19	19	19	19	19	19	19	45	45	45	45	45	45	45	45
7	ELLIS	24	19	19	19	19	19	45	45	45	45	45	45	45	45								

2024 Ginetta Junior Championship

RACE 2 - ROUND 11 - SECTOR ANALYSIS



SECTOR 1 = FL to I1, SECTOR 2 = I1 to FL, DIFF = Difference To Personal Best Lap, P = Crossed Finish Line in Pit Lane, D = Time Disallowed

P1 67 R		Marcus SAETER			R Racing			
IDEAL LAP TIME : 1:59.134		BEST LAP TIME : 1:59.240			DIFFERENCE : 0.106			
LAP	SECTOR 1		SECTOR 2		LAP TIME	MPH	DIFF	TIME OF DAY
1 -		98.9	1:18.565	63.6	2:04.940	60.50	5.700	15:20:40.510
2 -	41.182	97.6	1:18.423	63.1	1:59.605	63.20	0.365	15:22:40.115
3 -	41.574	96.9	1:18.392	62.8	1:59.966	63.01	0.726	15:24:40.081
4 -	41.095	97.8	1:18.145	63.6	1:59.240 (1)	63.40		15:26:39.321
5 -	41.109	98.1	1:18.487	63.0	1:59.596	63.21	0.356	15:28:38.917
6 -	41.180	97.8	1:18.774	64.2	1:59.954	63.02	0.714	15:30:38.871
7 -	40.989	98.5	1:18.508	63.4	1:59.497 (3)	63.26	0.257	15:32:38.368
8 -	41.198	96.2	1:18.230	62.3	1:59.428 (2)	63.30	0.188	15:34:37.796
9 -	41.374	96.5	1:18.298	62.6	1:59.672	63.17	0.432	15:36:37.468
10 -	41.370	96.2	1:19.039	62.7	2:00.409	62.78	1.169	15:38:37.877

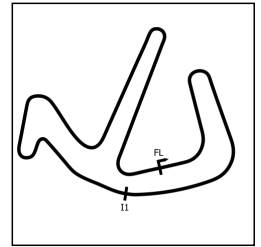
P2 25 R		Ethan JEFF-HALL			R Racing			
IDEAL LAP TIME : 1:59.277		BEST LAP TIME : 1:59.477			DIFFERENCE : 0.200			
LAP	SECTOR 1		SECTOR 2		LAP TIME	MPH	DIFF	TIME OF DAY
1 -		96.8	1:18.843	61.5	2:04.348	60.79	4.871	15:20:39.918
2 -	41.259	97.1	1:18.333	63.3	1:59.592	63.21	0.115	15:22:39.510
3 -	41.540	96.4	1:18.301	64.0	1:59.841	63.08	0.364	15:24:39.351
4 -	41.231	96.4	1:18.246	63.3	1:59.477 (1)	63.27		15:26:38.828
5 -	41.253	96.6	1:18.477	64.0	1:59.730	63.14	0.253	15:28:38.558
6 -	41.351	97.2	1:18.642	64.9	1:59.993	63.00	0.516	15:30:38.551
7 -	41.040	96.6	1:19.320	62.6	2:00.360	62.81	0.883	15:32:38.911
8 -	41.270	97.8	1:18.237	63.9	1:59.507 (2)	63.25	0.030	15:34:38.418
9 -	42.988	97.3	1:19.391	61.9	2:02.379	61.77	2.902	15:36:40.797
10 -	41.175	96.9	1:18.372	63.7	1:59.547 (3)	63.23	0.070	15:38:40.344

P3 26 J		Henry JOSLYN			Preptech UK			
IDEAL LAP TIME : 1:59.379		BEST LAP TIME : 1:59.618			DIFFERENCE : 0.239			
LAP	SECTOR 1		SECTOR 2		LAP TIME	MPH	DIFF	TIME OF DAY
1 -		97.9	1:19.256	63.6	2:05.408	60.28	5.790	15:20:40.978
2 -	41.202	98.6	1:18.416	64.0	1:59.618 (1)	63.20		15:22:40.596
3 -	41.319	98.6	1:18.722	63.1	2:00.041	62.97	0.423	15:24:40.637
4 -	41.360	97.3	1:18.876	64.0	2:00.236	62.87	0.618	15:26:40.873
5 -	41.368	96.6	1:18.726	63.4	2:00.094	62.95	0.476	15:28:40.967
6 -	41.241	96.6	1:18.926	64.0	2:00.167	62.91	0.549	15:30:41.134
7 -	41.183	97.1	1:18.514	64.4	1:59.697 (2)	63.15	0.079	15:32:40.831
8 -	41.294	96.1	1:18.516	64.4	1:59.810 (3)	63.09	0.192	15:34:40.641
9 -	40.963	98.8	1:19.311	58.0	2:00.274	62.85	0.656	15:36:40.915
10 -	43.189	96.4	1:20.588	63.0	2:03.777	61.07	4.159	15:38:44.692

P4 35 R		Isaac PHELPS			Elite Motorsport			
IDEAL LAP TIME : 1:59.636		BEST LAP TIME : 1:59.854			DIFFERENCE : 0.218			
LAP	SECTOR 1		SECTOR 2		LAP TIME	MPH	DIFF	TIME OF DAY
1 -		97.3	1:18.725	64.0	2:06.872	59.58	7.018	15:20:42.442
2 -	41.448	97.3	1:18.789	62.8	2:00.237	62.87	0.383	15:22:42.679
3 -	41.494	98.1	1:19.535	62.8	2:01.029	62.46	1.175	15:24:43.708
4 -	41.630	97.1	1:18.934	63.0	2:00.564	62.70	0.710	15:26:44.272
5 -	41.308	96.9	1:18.915	62.4	2:00.223	62.88	0.369	15:28:44.495
6 -	41.491	96.9	1:18.772	64.1	2:00.263	62.86	0.409	15:30:44.758
7 -	41.142	97.2	1:18.862	64.9	2:00.004 (3)	62.99	0.150	15:32:44.762
8 -	41.297	96.9	1:18.557	64.4	1:59.854 (1)	63.07		15:34:44.616
9 -	41.810	96.6	1:18.716	64.7	2:00.526	62.72	0.672	15:36:45.142
10 -	41.079	98.1	1:18.912	63.1	1:59.991 (2)	63.00	0.137	15:38:45.133

2024 Ginetta Junior Championship

RACE 2 - ROUND 11 - SECTOR ANALYSIS



SECTOR 1 = FL to I1, SECTOR 2 = I1 to FL, DIFF = Difference To Personal Best Lap, P = Crossed Finish Line in Pit Lane, D = Time Disallowed

P5 43 R Archie CLARK		Elite Motorsport						
IDEAL LAP TIME : 1:59.621		BEST LAP TIME : 1:59.752						
		DIFFERENCE : 0.131						
LAP	SECTOR 1	SECTOR 2	LAP TIME	MPH	DIFF	TIME OF DAY		
1 -		98.2	1:19.168	63.0	2:06.438	59.79	6.686	15:20:42.008
2 -	41.395	98.8	1:18.895	63.1	2:00.290	62.84	0.538	15:22:42.298
3 -	41.727	98.5	1:19.334	62.8	2:01.061	62.44	1.309	15:24:43.359
4 -	41.587	96.9	1:18.662	63.3	2:00.249	62.86	0.497	15:26:43.608
5 -	41.342	97.5	1:18.569	63.5	1:59.911 (2)	63.04	0.159	15:28:43.519
6 -	41.729	97.3	1:18.931	63.9	2:00.660	62.65	0.908	15:30:44.179
7 -	41.179	98.1	1:18.573	63.6	1:59.752 (1)	63.13		15:32:43.931
8 -	41.411	97.6	1:18.831	63.8	2:00.242 (3)	62.87	0.490	15:34:44.173
9 -	41.803	95.7	1:18.442	63.3	2:00.245	62.87	0.493	15:36:44.418
10 -	41.478	97.2	1:19.535	61.8	2:01.013	62.47	1.261	15:38:45.431

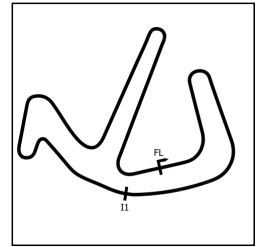
P6 50 J Charlie HART		Elite Motorsport						
IDEAL LAP TIME : 1:59.971		BEST LAP TIME : 2:00.039						
		DIFFERENCE : 0.068						
LAP	SECTOR 1	SECTOR 2	LAP TIME	MPH	DIFF	TIME OF DAY		
1 -		97.2	1:18.909	62.8	2:05.981	60.00	5.942	15:20:41.551
2 -	41.653	96.8	1:18.638	62.1	2:00.291 (3)	62.84	0.252	15:22:41.842
3 -	41.807	96.1	1:18.689	62.3	2:00.496	62.74	0.457	15:24:42.338
4 -	41.657	95.8	1:18.586	63.1	2:00.243 (2)	62.87	0.204	15:26:42.581
5 -	41.483	95.8	1:18.556	62.2	2:00.039 (1)	62.97		15:28:42.620
6 -	41.822	95.3	1:18.710	63.6	2:00.532	62.72	0.493	15:30:43.152
7 -	41.650	95.4	1:18.707	63.5	2:00.357	62.81	0.318	15:32:43.509
8 -	41.415	95.8	1:18.894	64.1	2:00.309	62.83	0.270	15:34:43.818
9 -	42.766	97.3	1:19.132	63.4	2:01.898	62.01	1.859	15:36:45.716
10 -	41.600	97.2	1:19.259	61.1	2:00.859	62.55	0.820	15:38:46.575

P7 28 J Harry MOSS		R Racing						
IDEAL LAP TIME : 2:00.117		BEST LAP TIME : 2:00.130						
		DIFFERENCE : 0.013						
LAP	SECTOR 1	SECTOR 2	LAP TIME	MPH	DIFF	TIME OF DAY		
1 -		97.8	1:19.820	63.9	2:09.128	58.54	8.998	15:20:44.698
2 -	41.682	97.6	1:19.991	60.7	2:01.673	62.13	1.543	15:22:46.371
3 -	42.448	97.6	1:18.914	62.9	2:01.362	62.29	1.232	15:24:47.733
4 -	41.473	96.9	1:19.119	62.7	2:00.592 (3)	62.69	0.462	15:26:48.325
5 -	42.060	95.1	1:19.304	63.4	2:01.364	62.29	1.234	15:28:49.689
6 -	41.879	95.3	1:19.029	63.3	2:00.908	62.52	0.778	15:30:50.597
7 -	41.526	95.1	1:19.040	63.3	2:00.566 (2)	62.70	0.436	15:32:51.163
8 -	41.545	95.5	1:19.121	63.4	2:00.666	62.65	0.536	15:34:51.829
9 -	41.486	95.4	1:18.644	63.4	2:00.130 (1)	62.93		15:36:51.959
10 -	41.791	95.4	1:18.824	63.7	2:00.615	62.67	0.485	15:38:52.574

P8 5 R Tom INGRAM HILL		R Racing						
IDEAL LAP TIME : 2:00.532		BEST LAP TIME : 2:00.680						
		DIFFERENCE : 0.148						
LAP	SECTOR 1	SECTOR 2	LAP TIME	MPH	DIFF	TIME OF DAY		
1 -		97.6	1:19.396	63.1	2:07.665	59.21	6.985	15:20:43.235
2 -	41.275	98.1	1:19.405	63.1	2:00.680 (1)	62.64		15:22:43.915
3 -	46.211	95.7	1:19.484	63.4	2:05.695	60.14	5.015	15:24:49.610
4 -	41.541	97.6	1:19.751	63.4	2:01.292	62.32	0.612	15:26:50.902
5 -	41.688	97.5	1:19.724	61.7	2:01.412	62.26	0.732	15:28:52.314
6 -	41.728	97.8	1:19.568	62.7	2:01.296	62.32	0.616	15:30:53.610
7 -	41.656	97.3	1:19.354	63.6	2:01.010 (2)	62.47	0.330	15:32:54.620
8 -	41.620	96.9	1:19.580	63.0	2:01.200	62.37	0.520	15:34:55.820
9 -	41.887	96.1	1:19.257	63.2	2:01.144 (3)	62.40	0.464	15:36:56.964
10 -	41.483	95.4	1:20.639	63.0	2:02.122	61.90	1.442	15:38:59.086

2024 Ginetta Junior Championship

RACE 2 - ROUND 11 - SECTOR ANALYSIS



SECTOR 1 = FL to I1, SECTOR 2 = I1 to FL, DIFF = Difference To Personal Best Lap, P = Crossed Finish Line in Pit Lane, D = Time Disallowed

P9 90 J		Chase FERNANDEZ		R Racing				
IDEAL LAP TIME : 2:00.385		BEST LAP TIME : 2:00.523		DIFFERENCE : 0.138				
LAP	SECTOR 1	SECTOR 2	LAP TIME	MPH	DIFF	TIME OF DAY		
1 -		99.1	1:20.316	64.6	2:10.098	58.10	9.575	15:20:45.668
2 -	41.537	97.6	1:19.491	63.0	2:01.028 (3)	62.46	0.505	15:22:46.696
3 -	42.214	97.2	1:19.695	61.3	2:01.909	62.01	1.386	15:24:48.605
4 -	41.951	96.2	1:19.515	63.3	2:01.466	62.23	0.943	15:26:50.071
5 -	41.781	96.8	1:19.839	62.1	2:01.620	62.16	1.097	15:28:51.691
6 -	41.819	96.5	1:19.476	63.0	2:01.295	62.32	0.772	15:30:52.986
7 -	41.542	96.4	1:19.323	64.4	2:00.865 (2)	62.54	0.342	15:32:53.851
8 -	41.586	96.2	1:19.532	64.4	2:01.118	62.41	0.595	15:34:54.969
9 -	41.675	95.8	1:18.848	64.1	2:00.523 (1)	62.72		15:36:55.492
10 -	42.957	87.3	1:20.783	60.7	2:03.740	61.09	3.217	15:38:59.232

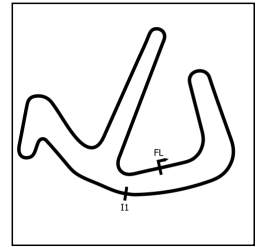
P10 70 R		Jude PETERS (F)		E3 Sport				
IDEAL LAP TIME : 2:00.894		BEST LAP TIME : 2:00.948		DIFFERENCE : 0.054				
LAP	SECTOR 1	SECTOR 2	LAP TIME	MPH	DIFF	TIME OF DAY		
1 -		97.8	1:21.750	64.4	2:11.144	57.64	10.196	15:20:46.714
2 -	41.888	97.3	1:19.494	62.9	2:01.382	62.28	0.434	15:22:48.096
3 -	42.516	95.1	1:20.200	63.2	2:02.716	61.60	1.768	15:24:50.812
4 -	41.785	96.1	1:19.619	63.7	2:01.404	62.27	0.456	15:26:52.216
5 -	41.717	96.1	1:19.475	63.9	2:01.192 (3)	62.38	0.244	15:28:53.408
6 -	41.818	96.5	1:19.521	63.6	2:01.339	62.30	0.391	15:30:54.747
7 -	41.673	96.4	1:19.353	63.8	2:01.026 (2)	62.46	0.078	15:32:55.773
8 -	41.590	96.8	1:19.741	63.3	2:01.331	62.30	0.383	15:34:57.104
9 -	41.644	96.6	1:19.304	63.8	2:00.948 (1)	62.50		15:36:58.052
10 -	41.629	96.5	1:20.374	62.7	2:02.003	61.96	1.055	15:39:00.055

P11 11 R		Ruben DAN		Elite Motorsport				
IDEAL LAP TIME : 2:00.404		BEST LAP TIME : 2:00.741		DIFFERENCE : 0.337				
LAP	SECTOR 1	SECTOR 2	LAP TIME	MPH	DIFF	TIME OF DAY		
1 -		96.4	1:20.951	62.9	2:13.300	56.71	12.559	15:20:48.870
2 -	41.858	96.8	1:20.946	61.9	2:02.804	61.56	2.063	15:22:51.674
3 -	41.724	95.4	1:19.489	61.8	2:01.213	62.36	0.472	15:24:52.887
4 -	41.703	96.0	1:19.331	63.5	2:01.034	62.46	0.293	15:26:53.921
5 -	41.753	96.1	1:19.190	62.7	2:00.943	62.50	0.202	15:28:54.864
6 -	41.773	96.0	1:18.990	63.1	2:00.763 (2)	62.60	0.022	15:30:55.627
7 -	41.680	96.5	1:19.061	63.1	2:00.741 (1)	62.61		15:32:56.368
8 -	41.414	97.8	1:19.474	63.9	2:00.888 (3)	62.53	0.147	15:34:57.256
9 -	41.801	97.6	1:19.271	63.3	2:01.072	62.44	0.331	15:36:58.328
10 -	41.436	98.1	1:20.480	63.7	2:01.916	62.00	1.175	15:39:00.244

P12 27 R		Alfie SLATER		R Racing				
IDEAL LAP TIME : 2:00.466		BEST LAP TIME : 2:00.498		DIFFERENCE : 0.032				
LAP	SECTOR 1	SECTOR 2	LAP TIME	MPH	DIFF	TIME OF DAY		
1 -		98.9	1:20.040	63.3	2:08.695	58.74	8.197	15:20:44.265
2 -	41.719	96.9	1:20.295	62.2	2:02.014	61.96	1.516	15:22:46.279
3 -	42.539	94.7	1:24.253	62.8	2:06.792	59.62	6.294	15:24:53.071
4 -	42.219	96.9	1:19.351	62.4	2:01.570	62.18	1.072	15:26:54.641
5 -	41.901	98.5	1:19.922	63.8	2:01.823	62.05	1.325	15:28:56.464
6 -	41.818	96.2	1:18.831	63.3	2:00.649 (3)	62.66	0.151	15:30:57.113
7 -	41.989	96.1	1:19.044	63.6	2:01.033	62.46	0.535	15:32:58.146
8 -	41.665	96.1	1:18.882	63.3	2:00.547 (2)	62.71	0.049	15:34:58.693
9 -	41.697	96.4	1:18.801	63.2	2:00.498 (1)	62.73		15:36:59.191
10 -	41.702	96.2	1:20.339	63.0	2:02.041	61.94	1.543	15:39:01.232

2024 Ginetta Junior Championship

RACE 2 - ROUND 11 - SECTOR ANALYSIS



SECTOR 1 = FL to I1, SECTOR 2 = I1 to FL, DIFF = Difference To Personal Best Lap, P = Crossed Finish Line in Pit Lane, D = Time Disallowed

P13 53 R		Ethan CARNEY		Preptech UK				
IDEAL LAP TIME : 2:01.219		BEST LAP TIME : 2:01.283		DIFFERENCE : 0.064				
LAP	SECTOR 1	SECTOR 2		LAP TIME	MPH	DIFF	TIME OF DAY	
1 -		98.3	1:21.275	62.1	2:10.873	57.76	9.590	15:20:46.443
2 -	41.643	96.8	1:19.640	62.9	2:01.283 (1)	62.33		15:22:47.726
3 -	43.076	94.6	1:20.877	63.0	2:03.953	60.99	2.670	15:24:51.679
4 -	41.957	95.0	1:20.136	61.7	2:02.093	61.92	0.810	15:26:53.772
5 -	42.592	95.7	1:20.650	62.7	2:03.242	61.34	1.959	15:28:57.014
6 -	42.228	95.1	1:20.006	62.7	2:02.234	61.84	0.951	15:30:59.248
7 -	41.943	95.5	1:19.576	63.0	2:01.519 (2)	62.21	0.236	15:33:00.767
8 -	41.964	94.9	1:19.778	63.3	2:01.742 (3)	62.09	0.459	15:35:02.509
9 -	41.867	94.6	1:20.505	63.2	2:02.372	61.77	1.089	15:37:04.881
10 -	42.146	94.5	1:20.344	63.3	2:02.490	61.71	1.207	15:39:07.371

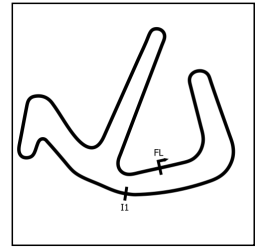
P14 7 R		Nickolas ELLIS		Elite Motorsport				
IDEAL LAP TIME : 2:01.219		BEST LAP TIME : 2:01.386		DIFFERENCE : 0.167				
LAP	SECTOR 1	SECTOR 2		LAP TIME	MPH	DIFF	TIME OF DAY	
1 -		97.1	1:21.360	62.8	2:16.185	55.51	14.799	15:20:51.755
2 -	42.465	93.7	1:19.976	63.0	2:02.441	61.74	1.055	15:22:54.196
3 -	42.002	97.3	1:19.780	62.9	2:01.782	62.07	0.396	15:24:55.978
4 -	42.357	96.2	1:19.995	63.3	2:02.352	61.78	0.966	15:26:58.330
5 -	41.873	96.0	1:20.312	63.2	2:02.185	61.87	0.799	15:29:00.515
6 -	43.684	93.7	1:20.284	63.7	2:03.968	60.98	2.582	15:31:04.483
7 -	42.292	93.8	1:19.829	63.0	2:02.121	61.90	0.735	15:33:06.604
8 -	41.974	94.9	1:19.503	63.4	2:01.477 (2)	62.23	0.091	15:35:08.081
9 -	42.190	95.1	1:19.363	63.1	2:01.553 (3)	62.19	0.167	15:37:09.634
10 -	42.040	94.7	1:19.346	63.8	2:01.386 (1)	62.28		15:39:11.020

P15 17 R		James SHOTTON		Fox Motorsport				
IDEAL LAP TIME : 1:59.706		BEST LAP TIME : 1:59.706		DIFFERENCE : 0.000				
LAP	SECTOR 1	SECTOR 2		LAP TIME	MPH	DIFF	TIME OF DAY	
1 -		97.5	1:20.896	63.6	2:09.448	58.40	9.742	15:20:45.018
2 -	41.593	97.1	1:19.142	63.4	2:00.735 (3)	62.61	1.029	15:22:45.753
3 -	41.990	92.9	1:19.465	62.0	2:01.455	62.24	1.749	15:24:47.208
4 -	41.898	93.7	1:19.563	63.7	2:01.461	62.24	1.755	15:26:48.669
5 -	41.947	96.0	1:19.541	62.8	2:01.488	62.22	1.782	15:28:50.157
6 -	41.791	96.0	1:19.097	63.2	2:00.888	62.53	1.182	15:30:51.045
7 -	41.377	96.0	IN PIT		1:59.852 P	63.07	0.146	15:32:50.897
8 -	OUTLAP	94.5	1:19.269	63.1	2:24.426	52.34	24.720	15:35:15.323
9 -	41.073	96.1	1:18.633	64.5	1:59.706 (1)	63.15		15:37:15.029
10 -	41.373	95.5	1:18.663	64.0	2:00.036 (2)	62.98	0.330	15:39:15.065

P16 18 R		Torrin BYRNE (F)		Pace Performance				
IDEAL LAP TIME : 2:02.456		BEST LAP TIME : 2:02.883		DIFFERENCE : 0.427				
LAP	SECTOR 1	SECTOR 2		LAP TIME	MPH	DIFF	TIME OF DAY	
1 -		96.5	1:22.267	61.0	2:13.498	56.62	10.615	15:20:49.068
2 -	42.028	97.6	1:21.067	60.9	2:03.095 (3)	61.41	0.212	15:22:52.163
3 -	42.161	96.1	1:20.927	61.0	2:03.088 (2)	61.41	0.205	15:24:55.251
4 -	42.669	95.1	1:21.042	62.2	2:03.711	61.11	0.828	15:26:58.962
5 -	41.778	96.2	1:21.522	60.4	2:03.300	61.31	0.417	15:29:02.262
6 -	42.897	96.5	1:21.448	61.0	2:04.345	60.79	1.462	15:31:06.607
7 -	42.688	95.7	1:21.574	62.1	2:04.262	60.83	1.379	15:33:10.869
8 -	42.547	94.3	1:20.849	60.7	2:03.396	61.26	0.513	15:35:14.265
9 -	42.205	93.8	1:20.678	62.3	2:02.883 (1)	61.52		15:37:17.148
10 -	42.491	94.7	1:21.507	60.2	2:03.998	60.96	1.115	15:39:21.146

2024 Ginetta Junior Championship

RACE 2 - ROUND 11 - SECTOR ANALYSIS



SECTOR 1 = FL to I1, SECTOR 2 = I1 to FL, DIFF = Difference To Personal Best Lap, P = Crossed Finish Line in Pit Lane, D = Time Disallowed

P17		74 R		Alfie DAVIES (F)		Preptech UK			
IDEAL LAP TIME : 2:02.220		BEST LAP TIME : 2:02.409		DIFFERENCE : 0.189					
LAP	SECTOR 1	SECTOR 2	LAP TIME	MPH	DIFF	TIME OF DAY			
1 -		94.5	1:20.354	61.8	2:14.131	56.36	11.722	15:20:49.701	
2 -	42.734	94.2	1:20.154	62.0	2:02.888	61.51	0.479	15:22:52.589	
3 -	42.806	94.3	1:20.290	62.6	2:03.096	61.41	0.687	15:24:55.685	
4 -	42.908	97.5	1:20.845	62.3	2:03.753	61.08	1.344	15:26:59.438	
5 -	42.297	94.9	1:20.362	62.5	2:02.659 (2)	61.63	0.250	15:29:02.097	
6 -	42.429	95.5	1:21.362	62.8	2:03.791	61.07	1.382	15:31:05.888	
7 -	42.574	95.8	1:23.830	62.7	2:06.404	59.80	3.995	15:33:12.292	
8 -	42.386	93.2	1:20.477	62.4	2:02.863 (3)	61.53	0.454	15:35:15.155	
9 -	42.383	94.2	1:20.026	62.0	2:02.409 (1)	61.76		15:37:17.564	
10 -	42.194	94.6	1:20.689	62.3	2:02.883	61.52	0.474	15:39:20.447	

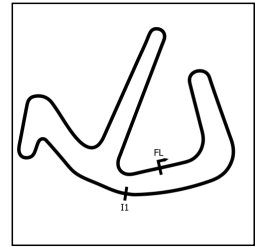
P18		23 J		Holly MIALL		Fox Motorsport			
IDEAL LAP TIME : 2:02.895		BEST LAP TIME : 2:02.907		DIFFERENCE : 0.012					
LAP	SECTOR 1	SECTOR 2	LAP TIME	MPH	DIFF	TIME OF DAY			
1 -		94.7	1:22.702	60.4	2:16.800	55.26	13.893	15:20:52.370	
2 -	42.643	96.2	1:21.359	61.9	2:04.002	60.96	1.095	15:22:56.372	
3 -	42.628	96.9	1:21.718	62.2	2:04.346	60.79	1.439	15:25:00.718	
4 -	42.995	95.1	1:22.540	62.2	2:05.535	60.22	2.628	15:27:06.253	
5 -	42.723	95.5	1:20.941	62.9	2:03.664	61.13	0.757	15:29:09.917	
6 -	42.509	94.3	1:20.398	63.3	2:02.907 (1)	61.50		15:31:12.824	
7 -	42.817	94.3	1:21.873	62.1	2:04.690	60.63	1.783	15:33:17.514	
8 -	42.777	94.5	1:20.775	62.1	2:03.552	61.18	0.645	15:35:21.066	
9 -	42.691	94.2	1:20.694	62.9	2:03.385 (3)	61.27	0.478	15:37:24.451	
10 -	42.497	94.5	1:20.593	62.5	2:03.090 (2)	61.41	0.183	15:39:27.541	

P19		20 R		Ntiyiso MABUNDA (F)		Pace Performance			
IDEAL LAP TIME : 2:02.530		BEST LAP TIME : 2:02.530		DIFFERENCE : 0.000					
LAP	SECTOR 1	SECTOR 2	LAP TIME	MPH	DIFF	TIME OF DAY			
1 -		96.9	1:23.222	61.1	2:17.547	54.96	15.017	15:20:53.117	
2 -	43.219	94.7	1:22.087	62.1	2:05.306	60.33	2.776	15:22:58.423	
3 -	42.657	95.0	1:21.591	60.8	2:04.248	60.84	1.718	15:25:02.671	
4 -	42.798	94.7	1:21.726	61.0	2:04.524	60.71	1.994	15:27:07.195	
5 -	42.992	95.0	1:22.085	58.7	2:05.077	60.44	2.547	15:29:12.272	
6 -	42.501	95.3	1:21.473	61.7	2:03.974	60.98	1.444	15:31:16.246	
7 -	42.794	93.3	1:21.428	62.4	2:04.222	60.85	1.692	15:33:20.468	
8 -	42.475	94.7	1:20.381	61.8	2:02.856 (2)	61.53	0.326	15:35:23.324	
9 -	42.341	95.1	1:20.189	62.4	2:02.530 (1)	61.69		15:37:25.854	
10 -	42.783	94.9	1:20.558	61.7	2:03.341 (3)	61.29	0.811	15:39:29.195	

P20		4 R		James ELLIS (F)		MDD Racing			
IDEAL LAP TIME : 2:03.978		BEST LAP TIME : 2:04.176		DIFFERENCE : 0.198					
LAP	SECTOR 1	SECTOR 2	LAP TIME	MPH	DIFF	TIME OF DAY			
1 -		94.2	1:21.747	61.9	2:15.701	55.71	11.525	15:20:51.271	
2 -	43.053	93.3	1:21.435	61.3	2:04.488 (3)	60.72	0.312	15:22:55.759	
3 -	43.003	93.5	1:21.561	61.7	2:04.564	60.69	0.388	15:25:00.323	
4 -	43.129	93.0	1:22.086	61.2	2:05.215	60.37	1.039	15:27:05.538	
5 -	43.221	93.3	1:22.022	59.2	2:05.243	60.36	1.067	15:29:10.781	
6 -	43.065	92.9	1:21.816	61.2	2:04.881	60.53	0.705	15:31:15.662	
7 -	43.202	93.5	1:22.133	61.0	2:05.335	60.31	1.159	15:33:20.997	
8 -	42.654	94.6	1:21.618	61.7	2:04.272 (2)	60.83	0.096	15:35:25.269	
9 -	42.852	93.3	1:21.324	61.3	2:04.176 (1)	60.88		15:37:29.445	
10 -	43.140	92.8	1:21.653	62.0	2:04.793	60.58	0.617	15:39:34.238	

2024 Ginetta Junior Championship

RACE 2 - ROUND 11 - SECTOR ANALYSIS



SECTOR 1 = FL to I1, SECTOR 2 = I1 to FL, DIFF = Difference To Personal Best Lap, P = Crossed Finish Line in Pit Lane, D = Time Disallowed

P21 75 R		Colin CRONIN		Fox Motorsport				
IDEAL LAP TIME : 2:02.274		BEST LAP TIME : 2:02.773		DIFFERENCE : 0.499				
LAP	SECTOR 1	SECTOR 2		LAP TIME	MPH	DIFF	TIME OF DAY	
1 -		96.6	1:20.876	62.4	2:12.580	57.02	9.807	15:20:48.150
2 -	41.826	97.5	1:23.695	52.6	2:05.521	60.22	2.748	15:22:53.671
3 -	42.214	96.9	1:20.596	61.1	2:02.810 (2)	61.55	0.037	15:24:56.481
4 -	42.217	98.3	1:20.964	63.1	2:03.181	61.37	0.408	15:26:59.662
5 -	42.133	97.5	1:20.640	61.7	2:02.773 (1)	61.57		15:29:02.435
6 -	42.290	97.6	1:21.529	59.7	2:03.819	61.05	1.046	15:31:06.254
7 -	42.268	96.6	1:33.146	62.1	2:15.414	55.82	12.641	15:33:21.668
8 -	42.334	95.4	1:20.477	62.1	2:02.811 (3)	61.55	0.038	15:35:24.479
9 -	49.581	93.7	1:20.448	62.4	2:10.029	58.14	7.256	15:37:34.508
10 -	42.498	93.9	1:20.844	61.6	2:03.342	61.29	0.569	15:39:37.850

P22 19 R		Mahlori MABUNDA (F)		Pace Performance				
IDEAL LAP TIME : 2:04.962		BEST LAP TIME : 2:05.069		DIFFERENCE : 0.107				
LAP	SECTOR 1	SECTOR 2		LAP TIME	MPH	DIFF	TIME OF DAY	
1 -		93.3	1:23.710	58.7	2:20.881	53.66	15.812	15:20:56.451
2 -	43.640	93.0	1:22.771	60.6	2:06.411	59.80	1.342	15:23:02.862
3 -	43.263	92.6	1:22.204	60.5	2:05.467	60.25	0.398	15:25:08.329
4 -	45.740	92.9	1:21.905	59.5	2:07.645	59.22	2.576	15:27:15.974
5 -	43.130	93.2	1:22.018	58.9	2:05.148 (3)	60.40	0.079	15:29:21.122
6 -	43.199	93.2	1:22.395	58.9	2:05.594	60.19	0.525	15:31:26.716
7 -	43.157	93.2	1:21.912	60.3	2:05.069 (1)	60.44		15:33:31.785
8 -	43.363	93.2	1:22.580	60.4	2:05.943	60.02	0.874	15:35:37.728
9 -	43.264	92.1	1:22.554	60.0	2:05.818	60.08	0.749	15:37:43.546
10 -	43.057	92.5	1:22.052	60.6	2:05.109 (2)	60.42	0.040	15:39:48.655

P23 45 R		Jack ROBINSON (F)		Fox Motorsport				
IDEAL LAP TIME : 2:01.838		BEST LAP TIME : 2:01.838		DIFFERENCE : 0.000				
LAP	SECTOR 1	SECTOR 2		LAP TIME	MPH	DIFF	TIME OF DAY	
1 -		96.6	1:21.857	63.4	2:16.979	55.19	15.141	15:20:52.549
2 -	42.679	96.4	1:21.403	61.7	2:04.082	60.92	2.244	15:22:56.631
3 -	42.539	96.5	1:48.668	61.7	2:31.207	49.99	29.369	15:25:27.838
4 -	42.273	93.5	1:20.365	61.8	2:02.638	61.64	0.800	15:27:30.476
5 -	45.952	92.8	1:20.849	61.9	2:06.801	59.62	4.963	15:29:37.277
6 -	42.182	93.4	1:20.294	61.9	2:02.476 (3)	61.72	0.638	15:31:39.753
7 -	42.092	93.4	1:19.746	63.3	2:01.838 (1)	62.04		15:33:41.591
8 -	45.013	93.4	1:20.569	62.7	2:05.582	60.19	3.744	15:35:47.173
9 -	42.334	93.8	1:19.976	62.5	2:02.310 (2)	61.81	0.472	15:37:49.483
10 -	42.373	93.3	1:20.441	61.9	2:02.814	61.55	0.976	15:39:52.297

P24 31 J		Felix LIVESEY		MDD Racing				
IDEAL LAP TIME : 2:02.516		BEST LAP TIME : 2:02.710		DIFFERENCE : 0.194				
LAP	SECTOR 1	SECTOR 2		LAP TIME	MPH	DIFF	TIME OF DAY	
1 -		95.8	1:21.235	61.9	2:12.107	57.22	9.397	15:20:47.677
2 -	42.155	95.5	1:22.084	61.9	2:04.239	60.85	1.529	15:22:51.916
3 -	42.023	96.0	1:21.086	60.7	2:03.109 (2)	61.40	0.399	15:24:55.025
4 -	42.217	95.0	1:20.493	61.9	2:02.710 (1)	61.60		15:26:57.735
5 -	42.284	95.5	1:21.439	61.4	2:03.723 (3)	61.10	1.013	15:29:01.458
6 -	42.807	93.4	1:21.355	61.1	2:04.162	60.88	1.452	15:31:05.620

2024 Ginetta Junior Championship

RACE 2 - ROUND 11 - BEST SECTORS

SECTOR 1				SECTOR 2				IDEAL / BEST COMPARISON				
POS	NO	NAME	TIME	NO	NAME	TIME	POS	NO	NAME	IDEAL	BEST	DIFF
									PERFECT LAP	1:59.108		
1	26	JOSLYN	40.963	67	SAETER	1:18.145	1	67	SAETER	1:59.134	1:59.240	0.106
2	67	SAETER	40.989	25	JEFF-HALL	1:18.237	2	25	JEFF-HALL	1:59.277	1:59.477	0.200
3	25	JEFF-HALL	41.040	26	JOSLYN	1:18.416	3	26	JOSLYN	1:59.379	1:59.618	0.239
4	17	SHOTTON	41.073	43	CLARK	1:18.442	4	43	CLARK	1:59.621	1:59.752	0.131
5	35	PHELPS	41.079	50	HART	1:18.556	5	35	PHELPS	1:59.636	1:59.854	0.218
6	43	CLARK	41.179	35	PHELPS	1:18.557	6	17	SHOTTON	1:59.706	1:59.706	0.000
7	5	INGRAM HILL	41.275	17	SHOTTON	1:18.633	7	50	HART	1:59.971	2:00.039	0.068
8	11	DAN	41.414	28	MOSS	1:18.644	8	28	MOSS	2:00.117	2:00.130	0.013
9	50	HART	41.415	27	SLATER	1:18.801	9	90	FERNANDEZ	2:00.385	2:00.523	0.138
10	28	MOSS	41.473	90	FERNANDEZ	1:18.848	10	11	DAN	2:00.404	2:00.741	0.337
11	90	FERNANDEZ	41.537	11	DAN	1:18.990	11	27	SLATER	2:00.466	2:00.498	0.032
12	70	PETERS (F)	41.590	5	INGRAM HILL	1:19.257	12	5	INGRAM HILL	2:00.532	2:00.680	0.148
13	53	CARNEY	41.643	70	PETERS (F)	1:19.304	13	70	PETERS (F)	2:00.894	2:00.948	0.054
14	27	SLATER	41.665	7	ELLIS	1:19.346	14	53	CARNEY	2:01.219	2:01.283	0.064
15	18	BYRNE (F)	41.778	53	CARNEY	1:19.576	15	7	ELLIS	2:01.219	2:01.386	0.167
16	75	CRONIN	41.826	45	ROBINSON (F)	1:19.746	16	45	ROBINSON (F)	2:01.838	2:01.838	0.000
17	7	ELLIS	41.873	74	DAVIES (F)	1:20.026	17	74	DAVIES (F)	2:02.220	2:02.409	0.189
18	31	LIVESEY	42.023	20	MABUNDA (F)	1:20.189	18	75	CRONIN	2:02.274	2:02.773	0.499
19	45	ROBINSON (F)	42.092	23	MIALL	1:20.398	19	18	BYRNE (F)	2:02.456	2:02.883	0.427
20	74	DAVIES (F)	42.194	75	CRONIN	1:20.448	20	31	LIVESEY	2:02.516	2:02.710	0.194
21	20	MABUNDA (F)	42.341	31	LIVESEY	1:20.493	21	20	MABUNDA (F)	2:02.530	2:02.530	0.000
22	23	MIALL	42.497	18	BYRNE (F)	1:20.678	22	23	MIALL	2:02.895	2:02.907	0.012
23	4	ELLIS (F)	42.654	4	ELLIS (F)	1:21.324	23	4	ELLIS (F)	2:03.978	2:04.176	0.198
24	19	MABUNDA (F)	43.057	19	MABUNDA (F)	1:21.905	24	19	MABUNDA (F)	2:04.962	2:05.069	0.107

2024 Ginetta Junior Championship
RACE 2 - ROUND 11 - BEST SPEEDS

INTERMEDIATE 1				FINISH LINE		
POS	NO	NAME	MPH	NO	NAME	MPH
1	90	FERNANDEZ	99.1	35	PHELPS	64.9
2	67	SAETER	98.9	25	JEFF-HALL	64.9
3	27	SLATER	98.9	90	FERNANDEZ	64.6
4	26	JOSLYN	98.8	17	SHOTTON	64.5
5	43	CLARK	98.8	26	JOSLYN	64.4
6	53	CARNEY	98.3	70	PETERS (F)	64.4
7	75	CRONIN	98.3	67	SAETER	64.2
8	35	PHELPS	98.1	50	HART	64.1
9	5	INGRAM HILL	98.1	28	MOSS	63.9
10	11	DAN	98.1	11	DAN	63.9
11	25	JEFF-HALL	97.8	43	CLARK	63.9
12	28	MOSS	97.8	27	SLATER	63.8
13	70	PETERS (F)	97.8	7	ELLIS	63.8
14	18	BYRNE (F)	97.6	5	INGRAM HILL	63.6
15	17	SHOTTON	97.5	45	ROBINSON (F)	63.4
16	74	DAVIES (F)	97.5	53	CARNEY	63.3
17	50	HART	97.3	23	MIALL	63.3
18	7	ELLIS	97.3	75	CRONIN	63.1
19	23	MIALL	96.9	74	DAVIES (F)	62.8
20	20	MABUNDA (F)	96.9	20	MABUNDA (F)	62.4
21	45	ROBINSON (F)	96.6	18	BYRNE (F)	62.3
22	31	LIVESEY	96.0	4	ELLIS (F)	62.0
23	4	ELLIS (F)	94.6	31	LIVESEY	61.9
24	19	MABUNDA (F)	93.3	19	MABUNDA (F)	60.6

2024 Ginetta Junior Championship

RACE 2 - ROUND 11 - STATISTICS

Competitors Started 24
Planned Start 2024-06-29 @ 15:20:00.000
Actual Start 2024-06-29 @ 15:18:35.569
Finish Time 2024-06-29 @ 15:38:36.795
Track Length 2.1000mi.
Total Laps 236
Total Distance Covered 495.6000mi.

Session Fastest Lap History

NO	CL	NAME	LAP TIME	TIME OF DAY	LAP	VEHICLE
25	ROOKIE	Ethan JEFF-HALL	2:04.348	15:20:39.958	1	R Racing
25	ROOKIE	Ethan JEFF-HALL	1:59.592	15:22:39.550	2	R Racing
25	ROOKIE	Ethan JEFF-HALL	1:59.477	15:26:38.868	4	R Racing
67	ROOKIE	Marcus SAETER	1:59.240	15:26:39.361	4	R Racing

Session Leader History

NO	CL	NAME	FROM LAP	LAPS LED	DISTANCE	VEHICLE
25	ROOKIE	Ethan JEFF-HALL	1	6	12.60 miles	R Racing
67	ROOKIE	Marcus SAETER	7	4	8.40 miles	R Racing

Flag History

TYPE	TIME OF DAY
GREEN	15:18:35.569
FINISH	15:38:36.795

Flag Statistics

TYPE	COUNT	TOTAL LAPS	TOTAL TIME
Green	1	10	21:40.760
Red	0	0	0.000
Safety Car	0	0	0.000
FCY	0	0	0.000

2024 Ginetta Junior Championship

RACE 2 - ROUND 11 - STATISTICS

CLASS : JUNIOR

6 Starters

Fastest Lap History

NO	NAME	LAP TIME	TIME OF DAY	LAP	VEHICLE
26	Henry JOSLYN	2:05.408	15:20:41.029	1	Preptech UK
26	Henry JOSLYN	1:59.618	15:22:40.646	2	Preptech UK

Leader History

NO	NAME	FROM LAP	LAPS LED	DISTANCE	VEHICLE
26	Henry JOSLYN	1	10	21.00 miles	Preptech UK

2024 Ginetta Junior Championship

RACE 2 - ROUND 11 - STATISTICS

CLASS : ROOKIE

18 Starters

Fastest Lap History

NO	NAME	LAP TIME	TIME OF DAY	LAP	VEHICLE
25	Ethan JEFF-HALL	2:04.348	15:20:39.958	1	R Racing
25	Ethan JEFF-HALL	1:59.592	15:22:39.550	2	R Racing
25	Ethan JEFF-HALL	1:59.477	15:26:38.868	4	R Racing
67	Marcus SAETER	1:59.240	15:26:39.361	4	R Racing

Leader History

NO	NAME	FROM LAP	LAPS LED	DISTANCE	VEHICLE
25	Ethan JEFF-HALL	1	6	12.60 miles	R Racing
67	Marcus SAETER	7	4	8.40 miles	R Racing

2024 Ginetta Junior Championship

SUNDAY QUALIFYING - CLASSIFICATION

POS	NO	CL	PIC	NAME	NAT	ENTRY	TIME	ON	LAPS	GAP	DIFF	MPH
1	25	R	1	Ethan JEFF-HALL	GBR	R Racing	1:48.878	2	4			69.43
2	90	J	1	Chase FERNANDEZ	GBR	R Racing	1:49.066	3	4	0.188	0.188	69.31
3	67	R	2	Marcus SAETER	NOR	R Racing	1:49.611	4	4	0.733	0.545	68.97
4	35	R	3	Isaac PHELPS	GBR	Elite Motorsport	1:49.692	4	4	0.814	0.081	68.92
5	26	J	2	Henry JOSLYN	GBR	Preptech UK	1:49.711	4	4	0.833	0.019	68.90
6	27	R	4	Alfie SLATER	GBR	R Racing	1:49.735	2	4	0.857	0.024	68.89
7	50	J	3	Charlie HART	GBR	Elite Motorsport	1:49.834	2	4	0.956	0.099	68.83
8	43	R	5	Archie CLARK	GBR	Elite Motorsport	1:49.877	4	4	0.999	0.043	68.80
9	75	R	6	Colin CRONIN	IRL	Fox Motorsport	1:50.152	3	4	1.274	0.275	68.63
10	17*	R	7	James SHOTTON	GBR	Fox Motorsport	1:50.191	4	5	1.313	0.039	68.60
11	11	R	8	Ruben DAN	AUS	Elite Motorsport	1:50.203	4	5	1.325	0.012	68.60
12	70*	R	9	Jude PETERS (F)	GBR	E3 Sport	1:50.254	4	5	1.376	0.051	68.56
13	31	J	4	Felix LIVESEY	GBR	MDD Racing	1:50.381	3	4	1.503	0.127	68.49
14	18	R	10	Torrin BYRNE (F)	GBR	Pace Performance	1:50.451	4	4	1.573	0.070	68.44
15	53	R	11	Ethan CARNEY	USA	Preptech UK	1:50.481	4	4	1.603	0.030	68.42
16	74	R	12	Alfie DAVIES (F)	GBR	Preptech UK	1:50.620	4	4	1.742	0.139	68.34
17	20	R	13	Ntiyiso MABUNDA (F)	ZAF	Pace Performance	1:50.890	2	4	2.012	0.270	68.17
18	7	R	14	Nickolas ELLIS	IMN	Elite Motorsport	1:50.929	2	4	2.051	0.039	68.15
19	5	R	15	Tom INGRAM HILL	GBR	R Racing	1:51.160	4	5	2.282	0.231	68.01
20	4	R	16	James ELLIS (F)	GBR	MDD Racing	1:51.633	2	4	2.755	0.473	67.72
21	45	R	17	Jack ROBINSON (F)	GBR	Fox Motorsport	1:52.064	3	4	3.186	0.431	67.46
22	28	J	5	Harry MOSS	GBR	R Racing	1:52.860	4	5	3.982	0.796	66.98
23	23	J	6	Holly MIALL	GBR	Fox Motorsport	1:52.883	4	4	4.005	0.023	66.97
24	19	R	18	Mahlori MABUNDA (F)	ZAF	Pace Performance	1:53.599	2	4	4.721	0.716	66.54

Comments:

*Car 70 - Transponder stopped working - please rectify before your next session
 No. 17 - 1 Lap time disallowed; exceeding track limits.

Weather / Track : Overcast / Dry

These results are provisional until the conclusion of any judicial and technical matters.

Date: 30/06/2024 Start: 09:00 Finish: 09:15

Anglesey International GP: 2.1000 miles

Clerk Of Course: Paul Levitt	Stewards:	Timekeeper: Gethin Rees	
------------------------------	-----------	-------------------------	--

Results can be found at www.tsl-timing.com

Printed - 09:17 Sunday, 30 June 2024

2024 Ginetta Junior Championship

SUNDAY QUALIFYING - 2ND FASTEST CLASSIFICATION

POS	NO	CL	PIC	NAME	NAT	ENTRY	TIME	ON	LAPS	GAP	DIFF	MPH
1	25	R	1	Ethan JEFF-HALL	GBR	R Racing	1:48.902	3	4			69.42
2	90	J	1	Chase FERNANDEZ	GBR	R Racing	1:49.453	2	4	0.551	0.551	69.07
3	67	R	2	Marcus SAETER	NOR	R Racing	1:49.698	3	4	0.796	0.245	68.91
4	27	R	3	Alfie SLATER	GBR	R Racing	1:49.814	4	4	0.912	0.116	68.84
5	35	R	4	Isaac PHELPS	GBR	Elite Motorsport	1:49.816	3	4	0.914	0.002	68.84
6	26	J	2	Henry JOSLYN	GBR	Preptech UK	1:49.822	3	4	0.920	0.006	68.83
7	43	R	5	Archie CLARK	GBR	Elite Motorsport	1:49.913	3	4	1.011	0.091	68.78
8	50	J	3	Charlie HART	GBR	Elite Motorsport	1:49.938	4	4	1.036	0.025	68.76
9	75	R	6	Colin CRONIN	IRL	Fox Motorsport	1:50.169	4	4	1.267	0.231	68.62
10	17*	R	7	James SHOTTON	GBR	Fox Motorsport	1:50.438	2	5	1.536	0.269	68.45
11	18	R	8	Torrin BYRNE (F)	GBR	Pace Performance	1:50.457	3	4	1.555	0.019	68.44
12	11	R	9	Ruben DAN	AUS	Elite Motorsport	1:50.467	3	5	1.565	0.010	68.43
13	70*	R	10	Jude PETERS (F)	GBR	E3 Sport	1:50.571	3	5	1.669	0.104	68.37
14	31	J	4	Felix LIVESEY	GBR	MDD Racing	1:50.693	4	4	1.791	0.122	68.29
15	74	R	11	Alfie DAVIES (F)	GBR	Preptech UK	1:50.730	3	4	1.828	0.037	68.27
16	7	R	12	Nickolas ELLIS	IMN	Elite Motorsport	1:50.997	3	4	2.095	0.267	68.10
17	53	R	13	Ethan CARNEY	USA	Preptech UK	1:51.082	3	4	2.180	0.085	68.05
18	20	R	14	Ntiyiso MABUNDA (F)	ZAF	Pace Performance	1:51.304	3	4	2.402	0.222	67.92
19	5	R	15	Tom INGRAM HILL	GBR	R Racing	1:51.469	3	5	2.567	0.165	67.82
20	4	R	16	James ELLIS (F)	GBR	MDD Racing	1:51.683	4	4	2.781	0.214	67.69
21	45	R	17	Jack ROBINSON (F)	GBR	Fox Motorsport	1:52.457	4	4	3.555	0.774	67.22
22	23	J	5	Holly MIALL	GBR	Fox Motorsport	1:52.985	3	4	4.083	0.528	66.91
23	28	J	6	Harry MOSS	GBR	R Racing	1:53.604	3	5	4.702	0.619	66.54
24	19	R	18	Mahlori MABUNDA (F)	ZAF	Pace Performance	1:54.153	4	4	5.251	0.549	66.22

Comments:

*Car 70 - Transponder stopped working - please rectify before your next session
No. 17 - 1 Lap time disallowed; exceeding track limits.

Weather / Track : Overcast / Dry

These results are provisional until the conclusion of any judicial and technical matters.

Date: 30/06/2024 Start: 09:00 Finish: 09:15

Anglesey International GP: 2.1000 miles

Clerk Of Course: Paul Levitt

Stewards:

Timekeeper: Gethin Rees

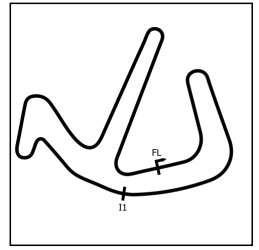


Results can be found at www.tsl-timing.com

Printed - 09:18 Sunday, 30 June 2024

2024 Ginetta Junior Championship

SUNDAY QUALIFYING - SECTOR ANALYSIS



SECTOR 1 = FL to I1, SECTOR 2 = I1 to FL, DIFF = Difference To Personal Best Lap, P = Crossed Finish Line in Pit Lane, D = Time Disallowed

P1		25 R		Ethan JEFF-HALL		R Racing	
IDEAL LAP TIME : 1:48.742		BEST LAP TIME : 1:48.878		DIFFERENCE : 0.136			
LAP	SECTOR 1	SECTOR 2		LAP TIME	MPH	DIFF	TIME OF DAY
1 -	OUTLAP	97.6	1:13.231	64.8			09:02:51.706
2 -	37.081	99.7	1:11.797	65.2	1:48.878 (1)	69.43	09:04:40.584
3 -	37.229	99.8	1:11.673	64.9	1:48.902 (2)	69.42	0.024 09:06:29.486
4 -	37.069	100.6	1:11.902	64.8	1:48.971 (3)	69.37	0.093 09:08:18.457

P2		90 J		Chase FERNANDEZ		R Racing	
IDEAL LAP TIME : 1:49.066		BEST LAP TIME : 1:49.066		DIFFERENCE : 0.000			
LAP	SECTOR 1	SECTOR 2		LAP TIME	MPH	DIFF	TIME OF DAY
1 -	OUTLAP	99.2	1:14.006	64.6			09:03:24.531
2 -	37.316	99.4	1:12.137	66.1	1:49.453 (2)	69.07	0.387 09:05:13.984
3 -	37.192	99.5	1:11.874	63.7	1:49.066 (1)	69.31	09:07:03.050
4 -	37.329	99.5	1:12.837	65.9	1:50.166 (3)	68.62	1.100 09:08:53.216

P3		67 R		Marcus SAETER		R Racing	
IDEAL LAP TIME : 1:49.291		BEST LAP TIME : 1:49.611		DIFFERENCE : 0.320			
LAP	SECTOR 1	SECTOR 2		LAP TIME	MPH	DIFF	TIME OF DAY
1 -	OUTLAP	97.5	1:13.182	64.0			09:02:57.012
2 -	37.673	98.8	1:12.438	65.4	1:50.111 (3)	68.65	0.500 09:04:47.123
3 -	37.363	99.4	1:12.335	64.4	1:49.698 (2)	68.91	0.087 09:06:36.821
4 -	37.683	98.8	1:11.928	65.7	1:49.611 (1)	68.97	09:08:26.432

P4		35 R		Isaac PHELPS		Elite Motorsport	
IDEAL LAP TIME : 1:49.626		BEST LAP TIME : 1:49.692		DIFFERENCE : 0.066			
LAP	SECTOR 1	SECTOR 2		LAP TIME	MPH	DIFF	TIME OF DAY
1 -	OUTLAP	98.3	1:13.022	64.9			09:03:15.807
2 -	37.448	99.8	1:12.472	65.4	1:49.920 (3)	68.77	0.228 09:05:05.727
3 -	37.269	99.1	1:12.547	64.5	1:49.816 (2)	68.84	0.124 09:06:55.543
4 -	37.335	98.8	1:12.357	64.3	1:49.692 (1)	68.92	09:08:45.235

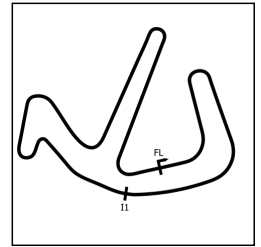
P5		26 J		Henry JOSLYN		Preptech UK	
IDEAL LAP TIME : 1:49.654		BEST LAP TIME : 1:49.711		DIFFERENCE : 0.057			
LAP	SECTOR 1	SECTOR 2		LAP TIME	MPH	DIFF	TIME OF DAY
1 -	OUTLAP	97.3	1:12.799	64.4			09:02:59.982
2 -	37.421	98.8	1:12.531	62.8	1:49.952 (3)	68.75	0.241 09:04:49.934
3 -	37.488	99.1	1:12.334	64.5	1:49.822 (2)	68.83	0.111 09:06:39.756
4 -	37.478	98.8	1:12.233	64.5	1:49.711 (1)	68.90	09:08:29.467

P6		27 R		Alfie SLATER		R Racing	
IDEAL LAP TIME : 1:49.696		BEST LAP TIME : 1:49.735		DIFFERENCE : 0.039			
LAP	SECTOR 1	SECTOR 2		LAP TIME	MPH	DIFF	TIME OF DAY
1 -	OUTLAP	97.8	1:13.016	64.8			09:03:12.288
2 -	37.489	97.8	1:12.246	64.9	1:49.735 (1)	68.89	09:05:02.023
3 -	37.457	98.8	1:12.626	63.3	1:50.083 (3)	68.67	0.348 09:06:52.106
4 -	37.450	98.6	1:12.364	64.2	1:49.814 (2)	68.84	0.079 09:08:41.920

P7		50 J		Charlie HART		Elite Motorsport	
IDEAL LAP TIME : 1:49.647		BEST LAP TIME : 1:49.834		DIFFERENCE : 0.187			
LAP	SECTOR 1	SECTOR 2		LAP TIME	MPH	DIFF	TIME OF DAY
1 -	OUTLAP	96.6	1:12.729	65.2			09:03:03.795
2 -	37.316	98.8	1:12.518	64.8	1:49.834 (1)	68.83	09:04:53.629
3 -	37.464	98.5	1:12.578	64.1	1:50.042 (3)	68.70	0.208 09:06:43.671
4 -	37.607	98.8	1:12.331	64.8	1:49.938 (2)	68.76	0.104 09:08:33.609

2024 Ginetta Junior Championship

SUNDAY QUALIFYING - SECTOR ANALYSIS



SECTOR 1 = FL to I1, SECTOR 2 = I1 to FL, DIFF = Difference To Personal Best Lap, P = Crossed Finish Line in Pit Lane, D = Time Disallowed

P8		43 R		Archie CLARK		Elite Motorsport	
IDEAL LAP TIME : 1:49.794		BEST LAP TIME : 1:49.877		DIFFERENCE : 0.083			
LAP	SECTOR 1	SECTOR 2		LAP TIME	MPH	DIFF	TIME OF DAY
1 -	OUTLAP	98.6	1:12.980	64.4			09:03:08.058
2 -	37.218	99.8	1:12.712	65.4	1:49.930 (3)	68.77	0.053 09:04:57.988
3 -	37.299	99.7	1:12.614	66.1	1:49.913 (2)	68.78	0.036 09:06:47.901
4 -	37.301	99.1	1:12.576	66.3	1:49.877 (1)	68.80	09:08:37.778

P9		75 R		Colin CRONIN		Fox Motorsport	
IDEAL LAP TIME : 1:50.030		BEST LAP TIME : 1:50.152		DIFFERENCE : 0.122			
LAP	SECTOR 1	SECTOR 2		LAP TIME	MPH	DIFF	TIME OF DAY
1 -	OUTLAP	95.4	1:14.550	66.3			09:04:03.130
2 -	37.581	98.2	1:12.748	65.0	1:50.329 (3)	68.52	0.177 09:05:53.459
3 -	37.471	98.5	1:12.681	63.9	1:50.152 (1)	68.63	09:07:43.611
4 -	37.610	99.2	1:12.559	64.1	1:50.169 (2)	68.62	0.017 09:09:33.780

P10		17 R		James SHOTTON		Fox Motorsport	
IDEAL LAP TIME : 1:50.116		BEST LAP TIME : 1:50.191		DIFFERENCE : 0.075			
LAP	SECTOR 1	SECTOR 2		LAP TIME	MPH	DIFF	TIME OF DAY
1 -	OUTLAP	95.3	1:14.338	62.7			09:03:38.537
2 -	37.594	97.5	1:12.844	63.1	1:50.438 (2)	68.45	0.247 09:05:28.975
3 -	37.445	99.1	1:13.090	62.4	1:50.535 (3)	68.39	0.344 09:07:19.510
4 -	37.520	98.9	1:12.671	64.3	1:50.191 (1)	68.60	09:09:09.701
5 -	38.065	97.6	1:16.556	61.3	1:54.624 D	65.95	4.430 09:11:04.322

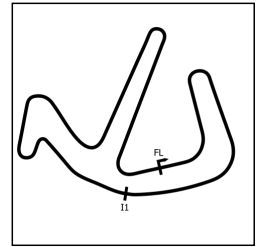
P11		11 R		Ruben DAN		Elite Motorsport	
IDEAL LAP TIME : 1:50.203		BEST LAP TIME : 1:50.203		DIFFERENCE : 0.000			
LAP	SECTOR 1	SECTOR 2		LAP TIME	MPH	DIFF	TIME OF DAY
1 -	OUTLAP	96.9	1:13.920	64.7			09:03:33.656
2 -	37.829	96.8	1:13.655	63.6	1:51.484 (3)	67.81	1.281 09:05:25.140
3 -	37.624	98.1	1:12.843	64.9	1:50.467 (2)	68.43	0.264 09:07:15.607
4 -	37.394	98.8	1:12.809	65.1	1:50.203 (1)	68.60	09:09:05.810
5 -	38.278	94.2	1:15.298	65.3	1:53.576 D	66.56	3.373 09:10:59.386

P12		70 R		Jude PETERS (F)		E3 Sport	
IDEAL LAP TIME : 1:50.422		BEST LAP TIME : 1:50.254		DIFFERENCE : -0.168			
LAP	SECTOR 1	SECTOR 2		LAP TIME	MPH	DIFF	TIME OF DAY
1 -	OUTLAP						09:03:42.119
2 -	37.712	98.5	1:12.981		1:50.693 (3)	68.29	0.439 09:05:32.812
3 -	37.861	97.8	1:12.710	64.3	1:50.571 (2)	68.37	0.317 09:07:23.383
4 -					1:50.254 (1)	68.56	09:09:13.637
5 -					1:52.110 D	67.43	1.856 09:11:05.747

P13		31 J		Felix LIVESEY		MDD Racing	
IDEAL LAP TIME : 1:50.381		BEST LAP TIME : 1:50.381		DIFFERENCE : 0.000			
LAP	SECTOR 1	SECTOR 2		LAP TIME	MPH	DIFF	TIME OF DAY
1 -	OUTLAP	95.8	1:14.783				09:03:55.754
2 -	37.704	97.3	1:13.072	64.1	1:50.776 (3)	68.24	0.395 09:05:46.530
3 -	37.418	98.6	1:12.963	64.5	1:50.381 (1)	68.49	09:07:36.911
4 -	37.594	98.5	1:13.099	62.9	1:50.693 (2)	68.29	0.312 09:09:27.604

2024 Ginetta Junior Championship

SUNDAY QUALIFYING - SECTOR ANALYSIS



SECTOR 1 = FL to I1, SECTOR 2 = I1 to FL, DIFF = Difference To Personal Best Lap, P = Crossed Finish Line in Pit Lane, D = Time Disallowed

P14 18 R Torrin BYRNE (F)				Pace Performance			
IDEAL LAP TIME : 1:50.418		BEST LAP TIME : 1:50.451		DIFFERENCE : 0.033			
LAP	SECTOR 1	SECTOR 2	LAP TIME	MPH	DIFF	TIME OF DAY	
1 -	OUTLAP	96.0	1:14.408	65.4		09:04:00.720	
2 -	37.895	96.6	1:13.330	64.6	1:51.225 (3)	67.97 0.774 09:05:51.945	
3 -	37.571	98.5	1:12.886	65.4	1:50.457 (2)	68.44 0.006 09:07:42.402	
4 -	37.604	98.2	1:12.847	63.1	1:50.451 (1)	68.44 09:09:32.853	

P15 53 R Ethan CARNEY				Preptech UK			
IDEAL LAP TIME : 1:50.481		BEST LAP TIME : 1:50.481		DIFFERENCE : 0.000			
LAP	SECTOR 1	SECTOR 2	LAP TIME	MPH	DIFF	TIME OF DAY	
1 -	OUTLAP	96.5	1:13.916	64.8		09:03:46.349	
2 -	37.748	98.6	1:13.371	64.4	1:51.119 (3)	68.03 0.638 09:05:37.468	
3 -	37.880	97.3	1:13.202	63.9	1:51.082 (2)	68.05 0.601 09:07:28.550	
4 -	37.597	99.1	1:12.884	63.4	1:50.481 (1)	68.42 09:09:19.031	

P16 74 R Alfie DAVIES (F)				Preptech UK			
IDEAL LAP TIME : 1:50.546		BEST LAP TIME : 1:50.620		DIFFERENCE : 0.074			
LAP	SECTOR 1	SECTOR 2	LAP TIME	MPH	DIFF	TIME OF DAY	
1 -	OUTLAP	96.6	1:14.127	65.3		09:03:50.619	
2 -	37.675	97.5	1:13.293	65.7	1:50.968 (3)	68.12 0.348 09:05:41.587	
3 -	37.580	97.1	1:13.150	64.8	1:50.730 (2)	68.27 0.110 09:07:32.317	
4 -	37.654	97.2	1:12.966	64.0	1:50.620 (1)	68.34 09:09:22.937	

P17 20 R Ntiyiso MABUNDA (F)				Pace Performance			
IDEAL LAP TIME : 1:50.890		BEST LAP TIME : 1:50.890		DIFFERENCE : 0.000			
LAP	SECTOR 1	SECTOR 2	LAP TIME	MPH	DIFF	TIME OF DAY	
1 -	OUTLAP	96.1	1:14.362	65.6		09:04:08.826	
2 -	37.753	98.9	1:13.137	62.4	1:50.890 (1)	68.17 09:05:59.716	
3 -	38.139	98.5	1:13.165	62.8	1:51.304 (2)	67.92 0.414 09:07:51.020	
4 -	40.521	86.5	1:14.030	63.1	1:54.551 (3)	65.99 3.661 09:09:45.571	

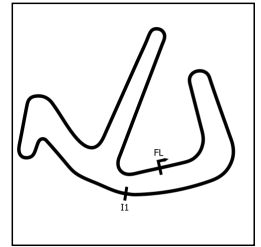
P18 7 R Nickolas ELLIS				Elite Motorsport			
IDEAL LAP TIME : 1:50.856		BEST LAP TIME : 1:50.929		DIFFERENCE : 0.073			
LAP	SECTOR 1	SECTOR 2	LAP TIME	MPH	DIFF	TIME OF DAY	
1 -	OUTLAP	97.1	1:16.529	65.9		09:04:14.819	
2 -	37.593	98.9	1:13.336	64.1	1:50.929 (1)	68.15 09:06:05.748	
3 -	37.520	98.9	1:13.477	63.9	1:50.997 (2)	68.10 0.068 09:07:56.745	
4 -	37.622	99.1	1:13.915	61.2	1:51.537 (3)	67.78 0.608 09:09:48.282	

P19 5 R Tom INGRAM HILL				R Racing			
IDEAL LAP TIME : 1:51.160		BEST LAP TIME : 1:51.160		DIFFERENCE : 0.000			
LAP	SECTOR 1	SECTOR 2	LAP TIME	MPH	DIFF	TIME OF DAY	
1 -	OUTLAP	94.9	1:15.733	63.6		09:03:31.593	
2 -	38.346	97.9	1:15.600	64.3	1:53.946 (3)	66.34 2.786 09:05:25.539	
3 -	37.977	100.1	1:13.492	64.9	1:51.469 (2)	67.82 0.309 09:07:17.008	
4 -	37.711	98.3	1:13.449	64.3	1:51.160 (1)	68.01 09:09:08.168	
5 -	38.416	98.6	1:15.433	56.3	1:53.849 D	66.40 2.689 09:11:02.017	

P20 4 R James ELLIS (F)				MDD Racing			
IDEAL LAP TIME : 1:51.624		BEST LAP TIME : 1:51.633		DIFFERENCE : 0.009			
LAP	SECTOR 1	SECTOR 2	LAP TIME	MPH	DIFF	TIME OF DAY	
1 -	OUTLAP	94.7	1:15.049	63.7		09:04:25.220	
2 -	37.966	96.8	1:13.667	61.1	1:51.633 (1)	67.72 09:06:16.853	
3 -	38.178	97.3	1:13.675	62.3	1:51.853 (3)	67.58 0.220 09:08:08.706	
4 -	38.025	97.2	1:13.658	64.6	1:51.683 (2)	67.69 0.050 09:10:00.389	

2024 Ginetta Junior Championship

SUNDAY QUALIFYING - SECTOR ANALYSIS



SECTOR 1 = FL to I1, SECTOR 2 = I1 to FL, DIFF = Difference To Personal Best Lap, P = Crossed Finish Line in Pit Lane, D = Time Disallowed

P21		45 R		Jack ROBINSON (F)		Fox Motorsport		
IDEAL LAP TIME : 1:52.064		BEST LAP TIME : 1:52.064		DIFFERENCE : 0.000				
LAP	SECTOR 1	SECTOR 2		LAP TIME	MPH	DIFF	TIME OF DAY	
1 -	OUTLAP	96.0	1:14.906	60.7			09:04:17.189	
2 -	38.534	96.5	1:14.178	62.5	1:52.712 (3)	67.07	0.648	09:06:09.901
3 -	37.895	97.8	1:14.169	63.1	1:52.064 (1)	67.46		09:08:01.965
4 -	38.136	97.6	1:14.321	60.5	1:52.457 (2)	67.22	0.393	09:09:54.422

P22		28 J		Harry MOSS		R Racing		
IDEAL LAP TIME : 1:52.740		BEST LAP TIME : 1:52.860		DIFFERENCE : 0.120				
LAP	SECTOR 1	SECTOR 2		LAP TIME	MPH	DIFF	TIME OF DAY	
1 -	OUTLAP	96.6	1:14.687	65.4			09:03:23.178	
2 -	41.001	86.0	1:14.086	65.2	1:55.087 (3)	65.68	2.227	09:05:18.265
3 -	39.244	97.2	1:14.360	64.6	1:53.604 (2)	66.54	0.744	09:07:11.869
4 -	38.709	97.2	1:14.151	65.0	1:52.860 (1)	66.98		09:09:04.729
5 -	39.122	96.1	1:14.031	64.5	1:53.153 D	66.81	0.293	09:10:57.882

P23		23 J		Holly MIALL		Fox Motorsport		
IDEAL LAP TIME : 1:52.685		BEST LAP TIME : 1:52.883		DIFFERENCE : 0.198				
LAP	SECTOR 1	SECTOR 2		LAP TIME	MPH	DIFF	TIME OF DAY	
1 -	OUTLAP	96.5	1:14.534	64.0			09:04:19.058	
2 -	38.512	97.6	1:14.896	63.1	1:53.408 (3)	66.66	0.525	09:06:12.466
3 -	38.217	97.3	1:14.768	62.8	1:52.985 (2)	66.91	0.102	09:08:05.451
4 -	38.415	97.6	1:14.468	62.9	1:52.883 (1)	66.97		09:09:58.334

P24		19 R		Mahlori MABUNDA (F)		Pace Performance		
IDEAL LAP TIME : 1:53.109		BEST LAP TIME : 1:53.599		DIFFERENCE : 0.490				
LAP	SECTOR 1	SECTOR 2		LAP TIME	MPH	DIFF	TIME OF DAY	
1 -	OUTLAP	86.9	1:16.464	63.3			09:04:31.993	
2 -	39.178	93.9	1:14.421	62.1	1:53.599 (1)	66.54		09:06:25.592
3 -	38.688	96.5	1:15.563	64.2	1:54.251 (3)	66.17	0.652	09:08:19.843
4 -	38.832	95.7	1:15.321	63.0	1:54.153 (2)	66.22	0.554	09:10:13.996

2024 Ginetta Junior Championship

SUNDAY QUALIFYING - BEST SECTORS

SECTOR 1			SECTOR 2			IDEAL / BEST COMPARISON						
POS	NO	NAME	TIME	NO	NAME	TIME	POS	NO	NAME	IDEAL	BEST	DIFF
									PERFECT LAP	1:48.742		
1	25	JEFF-HALL	37.069	25	JEFF-HALL	1:11.673	1	25	JEFF-HALL	1:48.742	1:48.878	0.136
2	90	FERNANDEZ	37.192	90	FERNANDEZ	1:11.874	2	90	FERNANDEZ	1:49.066	1:49.066	0.000
3	43	CLARK	37.218	67	SAETER	1:11.928	3	67	SAETER	1:49.291	1:49.611	0.320
4	35	PHELPS	37.269	26	JOSLYN	1:12.233	4	35	PHELPS	1:49.626	1:49.692	0.066
5	50	HART	37.316	27	SLATER	1:12.246	5	50	HART	1:49.647	1:49.834	0.187
6	67	SAETER	37.363	50	HART	1:12.331	6	26	JOSLYN	1:49.654	1:49.711	0.057
7	11	DAN	37.394	35	PHELPS	1:12.357	7	27	SLATER	1:49.696	1:49.735	0.039
8	31	LIVESEY	37.418	75	CRONIN	1:12.559	8	43	CLARK	1:49.794	1:49.877	0.083
9	26	JOSLYN	37.421	43	CLARK	1:12.576	9	75	CRONIN	1:50.030	1:50.152	0.122
10	17	SHOTTON	37.445	17	SHOTTON	1:12.671	10	17	SHOTTON	1:50.116	1:50.191	0.075
11	27	SLATER	37.450	70	PETERS (F)	1:12.710	11	11	DAN	1:50.203	1:50.203	0.000
12	75	CRONIN	37.471	11	DAN	1:12.809	12	31	LIVESEY	1:50.381	1:50.381	0.000
13	7	ELLIS	37.520	18	BYRNE (F)	1:12.847	13	18	BYRNE (F)	1:50.418	1:50.451	0.033
14	18	BYRNE (F)	37.571	53	CARNEY	1:12.884	14	70	PETERS (F)	1:50.422	1:50.254	-0.168
15	74	DAVIES (F)	37.580	31	LIVESEY	1:12.963	15	53	CARNEY	1:50.481	1:50.481	0.000
16	53	CARNEY	37.597	74	DAVIES (F)	1:12.966	16	74	DAVIES (F)	1:50.546	1:50.620	0.074
17	5	INGRAM HILL	37.711	20	MABUNDA (F)	1:13.137	17	7	ELLIS	1:50.856	1:50.929	0.073
18	70	PETERS (F)	37.712	7	ELLIS	1:13.336	18	20	MABUNDA (F)	1:50.890	1:50.890	0.000
19	20	MABUNDA (F)	37.753	5	INGRAM HILL	1:13.449	19	5	INGRAM HILL	1:51.160	1:51.160	0.000
20	45	ROBINSON (F)	37.895	4	ELLIS (F)	1:13.658	20	4	ELLIS (F)	1:51.624	1:51.633	0.009
21	4	ELLIS (F)	37.966	28	MOSS	1:14.031	21	45	ROBINSON (F)	1:52.064	1:52.064	0.000
22	23	MIALL	38.217	45	ROBINSON (F)	1:14.169	22	23	MIALL	1:52.685	1:52.883	0.198
23	19	MABUNDA (F)	38.688	19	MABUNDA (F)	1:14.421	23	28	MOSS	1:52.740	1:52.860	0.120
24	28	MOSS	38.709	23	MIALL	1:14.468	24	19	MABUNDA (F)	1:53.109	1:53.599	0.490

2024 Ginetta Junior Championship
SUNDAY QUALIFYING - BEST SPEEDS

INTERMEDIATE 1				FINISH LINE		
POS	NO	NAME	MPH	NO	NAME	MPH
1	25	JEFF-HALL	100.6	43	CLARK	66.3
2	5	INGRAM HILL	100.1	75	CRONIN	66.3
3	35	PHELPS	99.8	90	FERNANDEZ	66.1
4	43	CLARK	99.8	7	ELLIS	65.9
5	90	FERNANDEZ	99.5	67	SAETER	65.7
6	67	SAETER	99.4	74	DAVIES (F)	65.7
7	75	CRONIN	99.2	20	MABUNDA (F)	65.6
8	26	JOSLYN	99.1	35	PHELPS	65.4
9	17	SHOTTON	99.1	18	BYRNE (F)	65.4
10	53	CARNEY	99.1	28	MOSS	65.4
11	7	ELLIS	99.1	11	DAN	65.3
12	20	MABUNDA (F)	98.9	25	JEFF-HALL	65.2
13	27	SLATER	98.8	50	HART	65.2
14	50	HART	98.8	27	SLATER	64.9
15	11	DAN	98.8	5	INGRAM HILL	64.9
16	31	LIVESEY	98.8	53	CARNEY	64.8
17	70	PETERS (F)	98.5	4	ELLIS (F)	64.6
18	18	BYRNE (F)	98.5	26	JOSLYN	64.5
19	45	ROBINSON (F)	97.8	31	LIVESEY	64.5
20	23	MIALL	97.6	17	SHOTTON	64.3
21	74	DAVIES (F)	97.5	70	PETERS (F)	64.3
22	4	ELLIS (F)	97.5	19	MABUNDA (F)	64.2
23	28	MOSS	97.2	23	MIALL	64.0
24	19	MABUNDA (F)	96.5	45	ROBINSON (F)	63.1

2024 Ginetta Junior Championship

SUNDAY QUALIFYING - STATISTICS

Competitors Started 24
Planned Start 2024-06-30 @ 09:00:00.000
Actual Start 2024-06-30 @ 09:00:58.152
Finish Time 2024-06-30 @ 09:15:21.337
Track Length 2.1000mi.
Total Laps 101
Total Distance Covered 212.1000mi.

Session Fastest Lap History

NO	CL	NAME	LAP TIME	TIME OF DAY	LAP	VEHICLE
25	ROOKIE	Ethan JEFF-HALL	1:48.878	09:04:40.625	2	R Racing

Flag History

TYPE	TIME OF DAY
GREEN	09:00:58.152
FINISH	09:15:21.337

Flag Statistics

TYPE	COUNT	TOTAL LAPS	TOTAL TIME
Green	1	5	14:26.037
Red	0	0	0.000
Safety Car	0	0	0.000
FCY	0	0	0.000

2024 Ginetta Junior Championship

SUNDAY QUALIFYING - STATISTICS

CLASS : JUNIOR

6 Starters

Fastest Lap History

NO	NAME	LAP TIME	TIME OF DAY	LAP	VEHICLE
26	Henry JOSLYN	1:49.952	09:04:49.988	2	Preptech UK
50	Charlie HART	1:49.834	09:04:53.671	2	Elite Motorsport
90	Chase FERNANDEZ	1:49.453	09:05:14.032	2	R Racing
90	Chase FERNANDEZ	1:49.066	09:07:03.099	3	R Racing

2024 Ginetta Junior Championship

SUNDAY QUALIFYING - STATISTICS

CLASS : ROOKIE

18 Starters

Fastest Lap History

NO	NAME	LAP TIME	TIME OF DAY	LAP	VEHICLE
25	Ethan JEFF-HALL	1:48.878	09:04:40.625	2	R Racing

2024 Ginetta Junior Championship

RACE 3 - ROUND 12 - GRID (20 minutes)

ROW 12	24	1:53.599	19 Mahlori MABUNDA (F)	23	1:52.883	23 Holly MIALL
ROW 11	22	1:52.860	28 Harry MOSS	21	1:50.620	74 Alfie DAVIES (F)
ROW 10	20	1:52.064	45 Jack ROBINSON (F)	19	1:51.633	4 James ELLIS (F)
ROW 9	18	1:51.160	5 Tom INGRAM HILL	17	1:50.929	7 Nickolas ELLIS
ROW 8	16	1:50.890	20 Ntiyiso MABUNDA (F)	15	1:50.481	53 Ethan CARNEY
ROW 7	14	1:50.152	75 Colin CRONIN	13	1:50.451	18 Torrin BYRNE (F)
ROW 6	12	1:50.381	31 Felix LIVESEY	11	1:50.254	70 Jude PETERS (F)
ROW 5	10	1:50.203	11 Ruben DAN	9	1:50.191	17 James SHOTTON
ROW 4	8	1:49.877	43 Archie CLARK	7	1:49.834	50 Charlie HART
ROW 3	6	1:49.735	27 Alfie SLATER	5	1:49.711	26 Henry JOSLYN
ROW 2	4	1:49.692	35 Isaac PHELPS	3	1:49.611	67 Marcus SAETER
ROW 1	2	1:49.066	90 Chase FERNANDEZ	1	1:48.878	25 Ethan JEFF-HALL Pole

Comments:

- *Car 74 - 5 place grid penalty for an infringement in a previous race
- *Car 75 - 5 place grid penalty for an infringement in a previous race

These results are provisional until the conclusion of any judicial and technical matters.

Anglesey International GP: 2.1000 miles

Clerk Of Course: Paul Levitt	Stewards:	Timekeeper: Gethin Rees	
------------------------------	-----------	-------------------------	--

Results can be found at www.tsl-timing.com

Printed - 09:23 Sunday, 30 June 2024

2024 Ginetta Junior Championship

RACE 4 - ROUND 13 - GRID (20 minutes) - AMENDED

ROW 12	24	1:54.153	19 Mahlori MABUNDA (F)	23	1:53.604	28 Harry MOSS
ROW 11	22	1:52.985	23 Holly MIALL	21	1:52.457	45 Jack ROBINSON (F)
ROW 10	20	1:51.683	4 James ELLIS (F)	19	1:51.469	5 Tom INGRAM HILL
ROW 9	18	1:51.304	20 Ntiyiso MABUNDA (F)	17	1:51.082	53 Ethan CARNEY
ROW 8	16	1:50.997	7 Nickolas ELLIS	15	1:50.730	74 Alfie DAVIES (F)
ROW 7	14	1:50.693	31 Felix LIVESEY	13	1:50.571	70 Jude PETERS (F)
ROW 6	12	1:50.467	11 Ruben DAN	11	1:50.457	18 Torrin BYRNE (F)
ROW 5	10	1:50.438	17 James SHOTTON	9	1:49.814	27 Alfie SLATER
ROW 4	8	1:50.169	75 Colin CRONIN	7	1:49.938	50 Charlie HART
ROW 3	6	1:49.913	43 Archie CLARK	5	1:49.822	26 Henry JOSLYN
ROW 2	4	1:49.816	35 Isaac PHELPS	3	1:49.698	67 Marcus SAETER
ROW 1	2	1:49.453	90 Chase FERNANDEZ	1	1:48.902	25 Ethan JEFF-HALL Pole

Comments:
 *Car 27 - 5 place grid penalty for Q12.21.4 causing a collision from a previous race

These results are provisional until the conclusion of any judicial and technical matters.

Anglesey International GP: 2.1000 miles

Clerk Of Course: Paul Levitt	Stewards:	Timekeeper: Gethin Rees	
------------------------------	-----------	-------------------------	--

Results can be found at www.tsl-timing.com

Printed - 14:03 Sunday, 30 June 2024

2024 Ginetta Junior Championship

RACE 3 - ROUND 12 - CLASSIFICATION

Race Distance: 11 Laps / 23.10 miles

POS	NO	CL	PIC	NAME	NAT	ENTRY	LAPS	TIME	GAP	DIFF	MPH	BEST	ON	GRD	↑↓
1	25	R	1	Ethan JEFF-HALL	GBR	R Racing	11	20:03.302			69.10	1:48.443	2	1	0
2	67	R	2	Marcus SAETER	NOR	R Racing	11	20:12.293	8.991	8.991	68.59	1:49.529	5	3	1
3	17	R	3	James SHOTTON	GBR	Fox Motorsport	11	20:18.503	15.201	6.210	68.24	1:49.172	6	9	6
4	50	J	1	Charlie HART	GBR	Elite Motorsport	11	20:19.044	15.742	0.541	68.21	1:49.568	4	7	3
5	43	R	4	Archie CLARK	GBR	Elite Motorsport	11	20:19.334	16.032	0.290	68.20	1:49.068	2	8	3
6	90	J	2	Chase FERNANDEZ	GBR	R Racing	11	20:19.524	16.222	0.190	68.19	1:48.989	2	2	-4
7	70*	R	5	Jude PETERS (F)	GBR	E3 Sport	11	20:21.794	18.492	2.270	68.06	1:49.984	6	11	4
8	31	J	3	Felix LIVESEY	GBR	MDD Racing	11	20:25.072	21.770	3.278	67.88	1:50.073	11	12	4
9	26	J	4	Henry JOSLYN	GBR	Preptech UK	11	20:26.042	22.740	0.970	67.82	1:49.371	11	5	-4
10	11	R	6	Ruben DAN	AUS	Elite Motorsport	11	20:27.702	24.400	1.660	67.73	1:49.871	11	10	0
11	35	R	7	Isaac PHELPS	GBR	Elite Motorsport	11	20:29.240	25.938	1.538	67.65	1:49.670	3	4	-7
12	7	R	8	Nickolas ELLIS	IMN	Elite Motorsport	11	20:31.529	28.227	2.289	67.52	1:50.409	4	17	5
13	5	R	9	Tom INGRAM HILL	GBR	R Racing	11	20:32.988	29.686	1.459	67.44	1:50.647	6	18	5
14	28	J	5	Harry MOSS	GBR	R Racing	11	20:35.225	31.923	2.237	67.32	1:49.979	6	22	8
15	18	R	10	Torrin BYRNE (F)	GBR	Pace Performance	11	20:35.626	32.324	0.401	67.30	1:50.860	10	13	-2
16	27	R	11	Alfie SLATER	GBR	R Racing	11	20:38.546	35.244	2.920	67.14	1:49.778	8	6	-10
17	53	R	12	Ethan CARNEY	USA	Preptech UK	11	20:39.230	35.928	0.684	67.10	1:50.585	3	15	-2
18	74*	R	13	Alfie DAVIES (F)	GBR	Preptech UK	11	20:43.769	40.467	4.539	66.86	1:50.515	3	21	3
19	23	J	6	Holly MIALL	GBR	Fox Motorsport	11	20:45.702	42.400	1.933	66.75	1:51.150	8	23	4
20	45	R	14	Jack ROBINSON (F)	GBR	Fox Motorsport	11	20:46.620	43.318	0.918	66.70	1:51.237	7	20	0
21	4*	R	15	James ELLIS (F)	GBR	MDD Racing	11	20:48.326	45.024	1.706	66.61	1:50.747	9	19	-2
22	20	R	16	Ntiyiso MABUNDA (F)	ZAF	Pace Performance	11	21:00.487	57.185	12.161	65.97	1:51.208	3	16	-6
23	19	R	17	Mahlori MABUNDA (F)	ZAF	Pace Performance	11	21:02.521	59.219	2.034	65.86	1:52.705	9	24	1

NOT CLASSIFIED

DNF	75	R		Colin CRONIN	IRL	Fox Motorsport	8	14:58.247	3 Laps	3 Laps	67.33	1:50.398	6	14	
-----	----	---	--	--------------	-----	----------------	---	-----------	--------	--------	-------	----------	---	----	--

FASTEST LAP

25	R			Ethan JEFF-HALL	GBR	R Racing	2	1:48.443			69.71 mph		112.19 kph		
90	J			Chase FERNANDEZ	GBR	R Racing	2	1:48.989			69.36 mph		111.63 kph		

Comments:

- *Car 70 - Transponder still not working - rectify before your next session
- *Car 4 - 10 second time penalty for being out of position at the start
- *Car 74 - 5 second time penalty for exceeding track limits

Weather / Track : Overcast / Dry

These results are provisional until the conclusion of any judicial and technical matters.

Date: 30/06/2024 Start: 11:41 Finish: 12:02
Anglesey International GP: 2.1000 miles

Clerk Of Course: Paul Levitt	Stewards:	Timekeeper: Gethin Rees	
------------------------------	-----------	-------------------------	--

Results can be found at www.tsl-timing.com

Printed - 12:04 Sunday, 30 June 2024

2024 Ginetta Junior Championship

RACE 3 - ROUND 12 - LAP CHART

LAP 1 @ 11:43:52.766			LAP 2 @ 11:45:41.209			LAP 3 @ 11:47:30.125			LAP 4 @ 11:49:19.127			LAP 5 @ 11:51:08.186		
NO	BEHIND	LAP TIME	NO	BEHIND	LAP TIME	NO	BEHIND	LAP TIME	NO	BEHIND	LAP TIME	NO	BEHIND	LAP TIME
25		1:52.796	25		1:48.443	25		1:48.916	25		1:49.002	25		1:49.059
67	2.774	1:55.570	90	3.791	1:48.989	90	4.206	1:49.331	90	4.829	1:49.625	90	5.375	1:49.605
90	3.245	1:56.041	67	4.039	1:49.708	67	4.741	1:49.618	67	5.399	1:49.660	67	5.869	1:49.529
17	5.020	1:57.816	43	5.808	1:49.068	43	6.263	1:49.371	43	6.508	1:49.247	43	6.915	1:49.466
43	5.183	1:57.979	17	6.136	1:49.559	17	6.505	1:49.285	17	7.018	1:49.515	17	7.359	1:49.400
50	5.893	1:58.689	50	7.030	1:49.580	50	7.905	1:49.791	50	8.471	1:49.568	50	9.117	1:49.705
31	6.481	1:59.277	70	8.382	1:50.009	70	9.799	1:50.333	70	11.020	1:50.223	70	12.085	1:50.124
70	6.816	1:59.612	31	9.900	1:51.862	31	12.205	1:51.221	31	13.513	1:50.310	31	14.879	1:50.425
18	7.360	2:00.156	18	10.227	1:51.310	7	13.247	1:50.868	7	14.654	1:50.409	7	16.028	1:50.433
7	8.279	2:01.075	7	11.295	1:51.459	18	13.423	1:52.112	11	15.077	1:50.280	11	16.208	1:50.190
75	8.401	2:01.197	11	11.565	1:51.098	11	13.799	1:51.150	75	16.245	1:51.264	75	17.721	1:50.535
11	8.910	2:01.706	75	11.863	1:51.905	75	13.983	1:51.036	5	16.997	1:51.849	26	18.867	1:50.735
4	9.573	2:02.369	5	12.335	1:50.794	5	14.150	1:50.731	18	17.040	1:52.619	5	19.319	1:51.381
20	9.849	2:02.645	4	12.671	1:51.541	4	14.982	1:51.227	26	17.191	1:50.496	18	19.928	1:51.947
5	9.984	2:02.780	20	12.981	1:51.575	20	15.273	1:51.208	74	18.800	1:51.676	35	20.879	1:50.680
45	11.406	2:04.202	74	14.527	1:51.378	26	15.697	1:49.552	28	18.857	1:51.318	28	21.674	1:51.876
28	11.493	2:04.289	26	15.061	1:50.858	74	16.126	1:50.515	4	19.149	1:53.169	4	22.177	1:52.087
74	11.592	2:04.388	28	15.223	1:52.173	28	16.541	1:50.234	35	19.258	1:50.546	74	22.468	1:52.727
53	11.877	2:04.673	53	15.664	1:52.230	53	17.333	1:50.585	53	19.934	1:51.603	53	22.908	1:52.033
23	12.212	2:05.008	35	16.960	1:50.518	35	17.714	1:49.670	23	24.476	1:52.117	27	27.477	1:50.965
26	12.646	2:05.442	45	17.760	1:54.797	23	21.361	1:52.288	27	25.571	1:50.482	23	27.799	1:52.382
35	14.885	2:07.681	23	17.989	1:54.220	45	22.959	1:54.115	45	26.215	1:52.258	45	29.111	1:51.955
19	15.524	2:08.320	19	20.871	1:53.790	27	24.091	1:51.016	19	29.868	1:53.241	19	33.991	1:53.182
27	19.356	2:12.152	27	21.991	1:51.078	19	25.629	1:53.674	20	36.132	2:09.861	20	39.435	1:52.362

2024 Ginetta Junior Championship

RACE 3 - ROUND 12 - LAP CHART

LAP 6 @ 11:52:57.153			LAP 7 @ 11:54:46.359			LAP 8 @ 11:56:35.409			LAP 9 @ 11:58:24.664			LAP 10 @ 12:00:13.961		
NO	BEHIND	LAP TIME	NO	BEHIND	LAP TIME	NO	BEHIND	LAP TIME	NO	BEHIND	LAP TIME	NO	BEHIND	LAP TIME
25		1:48.967	25		1:49.206	25		1:49.050	25		1:49.255	25		1:49.297
90	6.394	1:49.986	67	6.832	1:49.546	67	7.338	1:49.556	67	7.641	1:49.558	67	8.190	1:49.846
67	6.492	1:49.590	90	7.217	1:50.029	90	9.069	1:50.902	90	10.674	1:50.860	90	12.690	1:51.313
43	7.297	1:49.349	43	7.525	1:49.434	43	9.340	1:50.865	17	10.946	1:50.613	43	12.995	1:51.116
17	7.564	1:49.172	17	7.765	1:49.407	17	9.588	1:50.873	43	11.176	1:51.091	17	13.585	1:51.936
50	9.843	1:49.693	50	10.369	1:49.732	50	11.149	1:49.830	50	11.637	1:49.743	50	13.683	1:51.343
70	13.102	1:49.984	70	13.916	1:50.020	70	15.094	1:50.228	70	16.203	1:50.364	70	17.414	1:50.508
31	16.223	1:50.311	31	17.204	1:50.187	31	18.501	1:50.347	31	19.773	1:50.527	31	21.008	1:50.532
7	17.953	1:50.892	11	19.813	1:50.885	26	21.914	1:50.360	26	22.438	1:49.779	26	22.680	1:49.539
11	18.134	1:50.893	7	19.956	1:51.209	11	22.090	1:51.327	11	23.234	1:50.399	11	23.840	1:49.903
75	19.152	1:50.398	26	20.604	1:49.807	75	22.808	1:51.029	35	24.826	1:50.247	35	25.480	1:49.951
26	20.003	1:50.103	75	20.829	1:50.883	7	22.986	1:52.080	7	25.324	1:51.593	7	27.126	1:51.099
5	20.999	1:50.647	35	22.819	1:50.121	35	23.834	1:50.065	5	26.526	1:50.730	5	28.007	1:50.778
35	21.904	1:49.992	5	23.247	1:51.454	5	25.051	1:50.854	28	28.737	1:50.758	28	30.364	1:50.924
18	22.283	1:51.322	28	24.640	1:51.160	28	27.234	1:51.644	18	29.194	1:50.864	18	30.757	1:50.860
28	22.686	1:49.979	18	24.901	1:51.824	18	27.585	1:51.734	4	30.140	1:50.747	4	32.241	1:51.398
4	25.237	1:52.027	4	26.894	1:50.863	4	28.648	1:50.804	74	30.767	1:50.863	74	32.555	1:51.085
53	25.514	1:51.573	53	27.266	1:50.958	74	29.159	1:50.715	27	31.262	1:50.045	27	32.785	1:50.820
74	25.816	1:52.315	74	27.494	1:50.884	53	29.557	1:51.341	53	31.722	1:51.420	53	33.549	1:51.124
27	28.992	1:50.482	27	29.744	1:49.958	27	30.472	1:49.778	23	37.914	1:51.854	23	40.034	1:51.417
23	30.832	1:52.000	23	33.215	1:51.589	23	35.315	1:51.150	45	38.890	1:51.420	45	40.830	1:51.237
45	32.278	1:52.134	45	34.309	1:51.237	45	36.725	1:51.466	20	50.258	1:51.902	20	54.437	1:53.476
19	39.209	1:54.185	19	43.504	1:53.501	20	47.611	1:52.099	19	51.592	1:52.705	19	55.465	1:53.170
20	42.033	1:51.565	20	44.562	1:51.735	19	48.142	1:53.688						

2024 Ginetta Junior Championship

RACE 3 - ROUND 12 - LAP CHART

LAP 11 @ 12:02:03.272

NO	BEHIND	LAP TIME
25		1:49.311
67	8.991	1:50.112
17	15.201	1:50.927
50	15.742	1:51.370
43	16.032	1:52.348
90	16.222	1:52.843
70	18.492	1:50.389
31	21.770	1:50.073
26	22.740	1:49.371
11	24.400	1:49.871
35	25.938	1:49.769
7	28.227	1:50.412
5	29.686	1:50.990
28	31.923	1:50.870
18	32.324	1:50.878
4	35.024	1:52.094
27	35.244	1:51.770
74	35.467	1:52.223
53	35.928	1:51.690
23	42.400	1:51.677
45	43.318	1:51.799
20	57.185	1:52.059
19	59.219	1:53.065

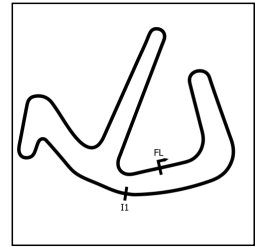
2024 Ginetta Junior Championship

RACE 3 - ROUND 12 - POSITION CHART WITH INTERMEDIATES

No	Name	Lap																							
		Pos	L10 - Int1 M	L1 - Finish	L1 - Int1 M	L2 - Finish	L2 - Int1 M	L3 - Finish	L3 - Int1 M	L4 - Finish	L4 - Int1 M	L5 - Finish	L5 - Int1 M	L6 - Finish	L6 - Int1 M	L7 - Finish	L7 - Int1 M	L8 - Finish	L8 - Int1 M	L9 - Finish	L9 - Int1 M	L10 - Finish	L10 - Int1 M	L11 - Finish	
25	JEFF-HALL	1	25	25	25	25	25	25	25	25	25	25	25	25	25	25	25	25	25	25	25	25	25	25	
90	FERNANDEZ	2	90	67	67	90	90	90	90	90	90	90	90	90	67	67	67	67	67	67	67	67	67	67	67
67	SAETER	3	26	90	90	67	67	67	67	67	67	67	67	90	90	90	90	90	90	90	90	90	43	17	
35	PHELPS	4	35	17	43	43	43	43	43	43	43	43	43	43	43	43	43	43	43	17	17	43	90	50	
26	JOSLYN	5	27	43	17	17	17	17	17	17	17	17	17	17	17	17	17	17	17	43	43	17	17	43	
27	SLATER	6	67	50	50	50	50	50	50	50	50	50	50	50	50	50	50	50	50	50	50	50	50	90	
50	HART	7	17	31	31	70	70	70	70	70	70	70	70	70	70	70	70	70	70	70	70	70	70	70	
43	CLARK	8	50	70	70	31	31	31	31	31	31	31	31	31	31	31	31	31	31	31	31	31	31	31	
17	SHOTTON	9	43	18	18	18	18	7	7	7	7	7	7	7	7	11	11	26	26	26	26	26	26	26	
11	DAN	10	31	7	75	7	7	18	18	11	11	11	11	11	11	7	7	11	11	11	11	11	11	11	
70	PETERS (F)	11	70	75	7	11	11	11	11	75	75	75	75	75	26	26	75	7	35	35	35	35	35	35	
31	LIVESEY	12	18	11	11	75	75	75	75	5	5	26	26	26	26	75	75	7	35	7	7	7	7	7	
18	BYRNE (F)	13	75	4	4	5	5	5	5	18	26	5	5	5	5	35	35	35	5	5	5	5	5	5	
75	CRONIN	14	11	20	5	4	4	4	4	26	18	18	18	35	35	5	5	5	28	28	28	28	28	28	
53	CARNEY	15	7	5	20	20	20	20	20	74	28	35	35	18	18	28	18	28	18	18	18	18	18	18	
20	MABUNDA (F)	16	4	45	28	74	74	26	26	28	35	28	28	28	28	18	28	18	4	4	4	4	4	4	
7	ELLIS	17	20	28	74	26	26	74	74	4	74	4	4	4	4	4	4	4	74	74	74	74	74	27	
5	INGRAM HILL	18	5	74	53	28	28	28	28	35	4	74	74	53	53	53	53	74	53	27	27	27	27	74	
4	ELLIS (F)	19	53	53	26	53	53	53	35	53	53	53	53	74	74	74	74	53	27	53	53	53	53	53	
45	ROBINSON (F)	20	45	23	45	35	35	35	53	23	23	27	27	27	27	27	27	27	23	23	23	23	23	23	
74	DAVIES (F)	21	74	26	23	45	23	23	23	27	27	23	23	23	23	23	23	23	45	45	45	45	45	45	
28	MOSS	22	28	35	35	23	45	45	45	45	45	45	45	45	45	45	45	45	20	20	20	20	20	20	
23	MIALL	23	23	19	19	19	19	27	27	19	19	19	19	19	19	19	19	19	20	19	19	19	19	19	
19	MABUNDA (F)	24	19	27	27	27	27	19	19	20	20	20	20	20	20	20	20	19							

2024 Ginetta Junior Championship

RACE 3 - ROUND 12 - SECTOR ANALYSIS



SECTOR 1 = FL to I1, SECTOR 2 = I1 to FL, DIFF = Difference To Personal Best Lap, P = Crossed Finish Line in Pit Lane, D = Time Disallowed

P1		25 R		Ethan JEFF-HALL		R Racing		
IDEAL LAP TIME : 1:48.171		BEST LAP TIME : 1:48.443		DIFFERENCE : 0.272				
LAP	SECTOR 1		SECTOR 2		LAP TIME	MPH	DIFF	TIME OF DAY
1 -		98.9	1:11.125	67.4	1:52.796	67.02	4.353	11:43:52.766
2 -	37.046	100.3	1:11.397	67.1	1:48.443 (1)	69.71		11:45:41.209
3 -	37.084	100.4	1:11.832	65.6	1:48.916 (2)	69.41	0.473	11:47:30.125
4 -	37.218	100.3	1:11.784	67.0	1:49.002	69.35	0.559	11:49:19.127
5 -	37.272	99.8	1:11.787	66.7	1:49.059	69.32	0.616	11:51:08.186
6 -	37.200	100.1	1:11.767	66.9	1:48.967 (3)	69.37	0.524	11:52:57.153
7 -	37.234	100.1	1:11.972	66.9	1:49.206	69.22	0.763	11:54:46.359
8 -	37.249	100.6	1:11.801	65.5	1:49.050	69.32	0.607	11:56:35.409
9 -	37.459	99.8	1:11.796	65.7	1:49.255	69.19	0.812	11:58:24.664
10 -	37.421	99.4	1:11.876	67.4	1:49.297	69.16	0.854	12:00:13.961
11 -	37.379	99.8	1:11.932	66.7	1:49.311	69.16	0.868	12:02:03.272

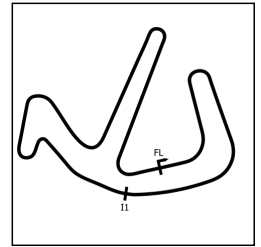
P2		67 R		Marcus SAETER		R Racing		
IDEAL LAP TIME : 1:49.233		BEST LAP TIME : 1:49.529		DIFFERENCE : 0.296				
LAP	SECTOR 1		SECTOR 2		LAP TIME	MPH	DIFF	TIME OF DAY
1 -		97.1	1:12.687	66.3	1:55.570	65.41	6.041	11:43:55.540
2 -	37.251	99.8	1:12.457	66.1	1:49.708	68.91	0.179	11:45:45.248
3 -	37.636	98.9	1:11.982	65.7	1:49.618	68.96	0.089	11:47:34.866
4 -	37.511	100.6	1:12.149	66.1	1:49.660	68.94	0.131	11:49:24.526
5 -	37.547	100.7	1:11.982	65.9	1:49.529 (1)	69.02		11:51:14.055
6 -	37.449	101.0	1:12.141	65.7	1:49.590	68.98	0.061	11:53:03.645
7 -	37.514	103.0	1:12.032	65.7	1:49.546 (2)	69.01	0.017	11:54:53.191
8 -	37.427	100.3	1:12.129	66.1	1:49.556 (3)	69.00	0.027	11:56:42.747
9 -	37.463	99.5	1:12.095	66.0	1:49.558	69.00	0.029	11:58:32.305
10 -	37.496	98.8	1:12.350	66.1	1:49.846	68.82	0.317	12:00:22.151
11 -	37.606	99.5	1:12.506	64.8	1:50.112	68.65	0.583	12:02:12.263

P3		17 R		James SHOTTON		Fox Motorsport		
IDEAL LAP TIME : 1:49.099		BEST LAP TIME : 1:49.172		DIFFERENCE : 0.073				
LAP	SECTOR 1		SECTOR 2		LAP TIME	MPH	DIFF	TIME OF DAY
1 -		98.9	1:13.721	65.6	1:57.816	64.16	8.644	11:43:57.786
2 -	37.577	100.7	1:11.982	64.8	1:49.559	69.00	0.387	11:45:47.345
3 -	37.138	101.3	1:12.147	65.1	1:49.285 (2)	69.17	0.113	11:47:36.630
4 -	37.147	102.2	1:12.368	64.1	1:49.515	69.03	0.343	11:49:26.145
5 -	37.337	101.3	1:12.063	65.6	1:49.400 (3)	69.10	0.228	11:51:15.545
6 -	37.211	101.9	1:11.961	65.9	1:49.172 (1)	69.24		11:53:04.717
7 -	37.207	102.9	1:12.200	66.1	1:49.407	69.09	0.235	11:54:54.124
8 -	37.217	103.4	1:13.656	65.8	1:50.873	68.18	1.701	11:56:44.997
9 -	37.531	101.8	1:13.082	66.3	1:50.613	68.34	1.441	11:58:35.610
10 -	37.472	101.3	1:14.464	64.9	1:51.936	67.53	2.764	12:00:27.546
11 -	37.291	101.5	1:13.636	65.7	1:50.927	68.15	1.755	12:02:18.473

P4		50 J		Charlie HART		Elite Motorsport		
IDEAL LAP TIME : 1:49.444		BEST LAP TIME : 1:49.568		DIFFERENCE : 0.124				
LAP	SECTOR 1		SECTOR 2		LAP TIME	MPH	DIFF	TIME OF DAY
1 -		93.9	1:14.588	65.9	1:58.689	63.69	9.121	11:43:58.659
2 -	37.408	100.1	1:12.172	65.9	1:49.580 (2)	68.99	0.012	11:45:48.239
3 -	37.489	99.5	1:12.302	65.5	1:49.791	68.85	0.223	11:47:38.030
4 -	37.384	99.8	1:12.184	65.8	1:49.568 (1)	68.99		11:49:27.598
5 -	37.503	98.8	1:12.202	65.9	1:49.705	68.91	0.137	11:51:17.303
6 -	37.345	100.1	1:12.348	65.6	1:49.693 (3)	68.91	0.125	11:53:06.996
7 -	37.432	100.1	1:12.300	66.9	1:49.732	68.89	0.164	11:54:56.728
8 -	37.412	100.3	1:12.418	66.1	1:49.830	68.83	0.262	11:56:46.558
9 -	37.644	100.1	1:12.099	66.1	1:49.743	68.88	0.175	11:58:36.301
10 -	37.645	103.2	1:13.698	64.5	1:51.343	67.89	1.775	12:00:27.644
11 -	37.779	101.8	1:13.591	64.3	1:51.370	67.88	1.802	12:02:19.014

2024 Ginetta Junior Championship

RACE 3 - ROUND 12 - SECTOR ANALYSIS



SECTOR 1 = FL to I1, SECTOR 2 = I1 to FL, DIFF = Difference To Personal Best Lap, P = Crossed Finish Line in Pit Lane, D = Time Disallowed

P5		43 R		Archie CLARK		Elite Motorsport		
IDEAL LAP TIME : 1:49.068		BEST LAP TIME : 1:49.068		DIFFERENCE : 0.000				
LAP	SECTOR 1		SECTOR 2		LAP TIME	MPH	DIFF	TIME OF DAY
1 -		97.1	1:13.746	66.9	1:57.979	64.07	8.911	11:43:57.949
2 -	37.147	100.7	1:11.921	65.7	1:49.068 (1)	69.31		11:45:47.017
3 -	37.317	100.9	1:12.054	65.5	1:49.371	69.12	0.303	11:47:36.388
4 -	37.235	101.9	1:12.012	65.4	1:49.247 (2)	69.20	0.179	11:49:25.635
5 -	37.416	101.0	1:12.050	65.5	1:49.466	69.06	0.398	11:51:15.101
6 -	37.268	101.5	1:12.081	65.4	1:49.349 (3)	69.13	0.281	11:53:04.450
7 -	37.278	102.7	1:12.156	66.3	1:49.434	69.08	0.366	11:54:53.884
8 -	37.220	103.8	1:13.645	66.3	1:50.865	68.19	1.797	11:56:44.749
9 -	37.369	102.7	1:13.722	65.4	1:51.091	68.05	2.023	11:58:35.840
10 -	37.899	102.1	1:13.217	66.0	1:51.116	68.03	2.048	12:00:26.956
11 -	37.566	100.9	1:14.782	65.0	1:52.348	67.29	3.280	12:02:19.304

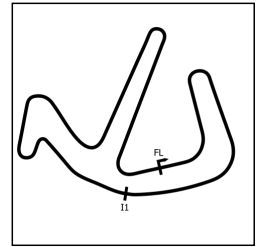
P6		90 J		Chase FERNANDEZ		R Racing		
IDEAL LAP TIME : 1:48.989		BEST LAP TIME : 1:48.989		DIFFERENCE : 0.000				
LAP	SECTOR 1		SECTOR 2		LAP TIME	MPH	DIFF	TIME OF DAY
1 -		98.1	1:13.710	65.9	1:56.041	65.14	7.052	11:43:56.011
2 -	37.222	101.6	1:11.767	64.4	1:48.989 (1)	69.36		11:45:45.000
3 -	37.412	98.2	1:11.919	65.1	1:49.331 (2)	69.14	0.342	11:47:34.331
4 -	37.449	98.9	1:12.176	65.3	1:49.625	68.96	0.636	11:49:23.956
5 -	37.450	98.9	1:12.155	66.0	1:49.605 (3)	68.97	0.616	11:51:13.561
6 -	37.350	99.1	1:12.636	70.1	1:49.986	68.73	0.997	11:53:03.547
7 -	37.696	103.2	1:12.333	65.2	1:50.029	68.70	1.040	11:54:53.576
8 -	37.336	102.2	1:13.566	64.2	1:50.902	68.16	1.913	11:56:44.478
9 -	37.544	100.1	1:13.316	65.2	1:50.860	68.19	1.871	11:58:35.338
10 -	37.712	98.9	1:13.601	63.9	1:51.313	67.91	2.324	12:00:26.651
11 -	37.872	96.9	1:14.971	65.7	1:52.843	66.99	3.854	12:02:19.494

P7		70 R		Jude PETERS (F)		E3 Sport		
IDEAL LAP TIME : 1:49.927		BEST LAP TIME : 1:49.984		DIFFERENCE : 0.057				
LAP	SECTOR 1		SECTOR 2		LAP TIME	MPH	DIFF	TIME OF DAY
1 -		99.7	1:14.456	65.6	1:59.612	63.20	9.628	11:43:59.582
2 -	37.465	101.9	1:12.544		1:50.009 (2)	68.72	0.025	11:45:49.591
3 -	37.614	99.4	1:12.719	65.5	1:50.333	68.51	0.349	11:47:39.924
4 -	37.563	99.1	1:12.660	66.1	1:50.223	68.58	0.239	11:49:30.147
5 -	37.641	98.9	1:12.483	65.6	1:50.124	68.64	0.140	11:51:20.271
6 -	37.444	99.7	1:12.540	65.0	1:49.984 (1)	68.73		11:53:10.255
7 -	37.468	99.4	1:12.552	65.6	1:50.020 (3)	68.71	0.036	11:55:00.275
8 -	37.710	98.9	1:12.518	65.2	1:50.228	68.58	0.244	11:56:50.503
9 -	37.617	98.6	1:12.747	65.7	1:50.364	68.50	0.380	11:58:40.867
10 -	37.703	98.5	1:12.805	66.3	1:50.508	68.41	0.524	12:00:31.375
11 -	37.736	98.6	1:12.653	65.4	1:50.389	68.48	0.405	12:02:21.764

P8		31 J		Felix LIVESEY		MDD Racing		
IDEAL LAP TIME : 1:49.927		BEST LAP TIME : 1:50.073		DIFFERENCE : 0.146				
LAP	SECTOR 1		SECTOR 2		LAP TIME	MPH	DIFF	TIME OF DAY
1 -		100.0	1:14.277	65.4	1:59.277	63.38	9.204	11:43:59.247
2 -	37.628	100.7	1:14.234	65.3	1:51.862	67.58	1.789	11:45:51.109
3 -	37.634	100.0	1:13.587	65.6	1:51.221	67.97	1.148	11:47:42.330
4 -	37.586	99.1	1:12.724		1:50.310 (3)	68.53	0.237	11:49:32.640
5 -	37.505	99.5	1:12.920	65.7	1:50.425	68.46	0.352	11:51:23.065
6 -	37.455	99.1	1:12.856	65.6	1:50.311	68.53	0.238	11:53:13.376
7 -	37.391	99.8	1:12.796	65.6	1:50.187 (2)	68.61	0.114	11:55:03.563
8 -	37.400	99.4	1:12.947	65.3	1:50.347	68.51	0.274	11:56:53.910
9 -	37.617	98.9	1:12.910	65.6	1:50.527	68.39	0.454	11:58:44.437
10 -	37.623	99.4	1:12.909	65.6	1:50.532	68.39	0.459	12:00:34.969
11 -	37.537	99.2	1:12.536	65.7	1:50.073 (1)	68.68		12:02:25.042

2024 Ginetta Junior Championship

RACE 3 - ROUND 12 - SECTOR ANALYSIS



SECTOR 1 = FL to I1, SECTOR 2 = I1 to FL, DIFF = Difference To Personal Best Lap, P = Crossed Finish Line in Pit Lane, D = Time Disallowed

P9		26 J		Henry JOSLYN		Preptech UK		
IDEAL LAP TIME : 1:49.287		BEST LAP TIME : 1:49.371		DIFFERENCE : 0.084				
LAP	SECTOR 1	SECTOR 2	LAP TIME	MPH	DIFF	TIME OF DAY		
1 -		102.4	1:22.858	65.8	2:05.442	60.26	16.071	11:44:05.412
2 -	37.893	100.4	1:12.965	65.0	1:50.858	68.19	1.487	11:45:56.270
3 -	37.347	100.3	1:12.205	65.0	1:49.552 (3)	69.00	0.181	11:47:45.822
4 -	37.559	102.1	1:12.937	64.0	1:50.496	68.41	1.125	11:49:36.318
5 -	38.118	101.2	1:12.617	64.5	1:50.735	68.27	1.364	11:51:27.053
6 -	37.777	98.1	1:12.326	64.9	1:50.103	68.66	0.732	11:53:17.156
7 -	37.500	99.8	1:12.307	64.5	1:49.807	68.84	0.436	11:55:06.963
8 -	37.487	101.6	1:12.873	64.3	1:50.360	68.50	0.989	11:56:57.323
9 -	37.621	98.6	1:12.158	64.9	1:49.779	68.86	0.408	11:58:47.102
10 -	37.599	98.9	1:11.940	65.6	1:49.539 (2)	69.01	0.168	12:00:36.641
11 -	37.424	99.2	1:11.947	66.2	1:49.371 (1)	69.12		12:02:26.012

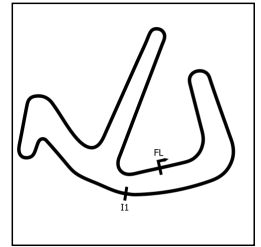
P10		11 R		Ruben DAN		Elite Motorsport		
IDEAL LAP TIME : 1:49.762		BEST LAP TIME : 1:49.871		DIFFERENCE : 0.109				
LAP	SECTOR 1	SECTOR 2	LAP TIME	MPH	DIFF	TIME OF DAY		
1 -		79.7	1:15.517	65.8	2:01.706	62.11	11.835	11:44:01.676
2 -	37.583	101.8	1:13.515	65.4	1:51.098	68.04	1.227	11:45:52.774
3 -	37.495	100.7	1:13.655	64.7	1:51.150	68.01	1.279	11:47:43.924
4 -	37.340	102.9	1:12.940	63.9	1:50.280	68.55	0.409	11:49:34.204
5 -	37.452	101.3	1:12.738	65.3	1:50.190 (3)	68.60	0.319	11:51:24.394
6 -	37.577	102.1	1:13.316	65.4	1:50.893	68.17	1.022	11:53:15.287
7 -	37.492	101.8	1:13.393	64.2	1:50.885	68.17	1.014	11:55:06.172
8 -	38.071	100.1	1:13.256	65.6	1:51.327	67.90	1.456	11:56:57.499
9 -	37.621	100.9	1:12.778	65.4	1:50.399	68.47	0.528	11:58:47.898
10 -	37.481	100.1	1:12.422	65.1	1:49.903 (2)	68.78	0.032	12:00:37.801
11 -	37.396	100.1	1:12.475	65.2	1:49.871 (1)	68.80		12:02:27.672

P11		35 R		Isaac PHELPS		Elite Motorsport		
IDEAL LAP TIME : 1:49.665		BEST LAP TIME : 1:49.670		DIFFERENCE : 0.005				
LAP	SECTOR 1	SECTOR 2	LAP TIME	MPH	DIFF	TIME OF DAY		
1 -		102.6	1:25.005	65.0	2:07.681	59.20	18.011	11:44:07.651
2 -	37.409	99.4	1:13.109	66.1	1:50.518	68.40	0.848	11:45:58.169
3 -	37.301	99.5	1:12.369	64.8	1:49.670 (1)	68.93		11:47:47.839
4 -	37.499	100.1	1:13.047	64.5	1:50.546	68.38	0.876	11:49:38.385
5 -	37.664	100.9	1:13.016	65.4	1:50.680	68.30	1.010	11:51:29.065
6 -	37.349	100.9	1:12.643	65.2	1:49.992	68.73	0.322	11:53:19.057
7 -	37.347	101.0	1:12.774	65.3	1:50.121	68.65	0.451	11:55:09.178
8 -	37.440	99.4	1:12.625	65.9	1:50.065	68.68	0.395	11:56:59.243
9 -	37.296	102.1	1:12.951	65.4	1:50.247	68.57	0.577	11:58:49.490
10 -	37.498	99.2	1:12.453	66.2	1:49.951 (3)	68.75	0.281	12:00:39.441
11 -	37.349	99.8	1:12.420	65.2	1:49.769 (2)	68.87	0.099	12:02:29.210

P12		7 R		Nickolas ELLIS		Elite Motorsport		
IDEAL LAP TIME : 1:50.337		BEST LAP TIME : 1:50.409		DIFFERENCE : 0.072				
LAP	SECTOR 1	SECTOR 2	LAP TIME	MPH	DIFF	TIME OF DAY		
1 -		100.0	1:14.463	65.4	2:01.075	62.44	10.666	11:44:01.045
2 -	37.932	101.3	1:13.527	64.8	1:51.459	67.82	1.050	11:45:52.504
3 -	37.438	99.2	1:13.430	64.6	1:50.868	68.18	0.459	11:47:43.372
4 -	37.510	100.0	1:12.899	65.6	1:50.409 (1)	68.47		11:49:33.781
5 -	37.484	100.1	1:12.949	65.7	1:50.433 (3)	68.45	0.024	11:51:24.214
6 -	37.599	100.1	1:13.293	64.8	1:50.892	68.17	0.483	11:53:15.106
7 -	37.646	99.4	1:13.563	65.3	1:51.209	67.98	0.800	11:55:06.315
8 -	38.112	99.7	1:13.968	65.4	1:52.080	67.45	1.671	11:56:58.395
9 -	37.947	99.2	1:13.646	65.0	1:51.593	67.74	1.184	11:58:49.988
10 -	37.664	100.6	1:13.435	65.4	1:51.099	68.04	0.690	12:00:41.087
11 -	37.508	99.7	1:12.904	66.1	1:50.412 (2)	68.47	0.003	12:02:31.499

2024 Ginetta Junior Championship

RACE 3 - ROUND 12 - SECTOR ANALYSIS



SECTOR 1 = FL to I1, SECTOR 2 = I1 to FL, DIFF = Difference To Personal Best Lap, P = Crossed Finish Line in Pit Lane, D = Time Disallowed

P13		5 R		Tom INGRAM HILL		R Racing		
IDEAL LAP TIME : 1:50.340		BEST LAP TIME : 1:50.647		DIFFERENCE : 0.307				
LAP	SECTOR 1		SECTOR 2		LAP TIME	MPH	DIFF	TIME OF DAY
1 -		102.2	1:15.560	65.8	2:02.780	61.57	12.133	11:44:02.750
2 -	37.472	102.1	1:13.322	65.6	1:50.794	68.23	0.147	11:45:53.544
3 -	37.681	100.3	1:13.050	65.0	1:50.731 (3)	68.27	0.084	11:47:44.275
4 -	37.890	101.5	1:13.959	63.0	1:51.849	67.59	1.202	11:49:36.124
5 -	38.141	99.5	1:13.240	65.2	1:51.381	67.87	0.734	11:51:27.505
6 -	37.705	100.4	1:12.942	64.9	1:50.647 (1)	68.32		11:53:18.152
7 -	37.678	99.8	1:13.776	65.7	1:51.454	67.83	0.807	11:55:09.606
8 -	37.642	100.3	1:13.212	63.0	1:50.854	68.19	0.207	11:57:00.460
9 -	37.862	98.9	1:12.868	65.7	1:50.730 (2)	68.27	0.083	11:58:51.190
10 -	37.745	100.0	1:13.033	65.1	1:50.778	68.24	0.131	12:00:41.968
11 -	37.729	99.5	1:13.261	63.8	1:50.990	68.11	0.343	12:02:32.958

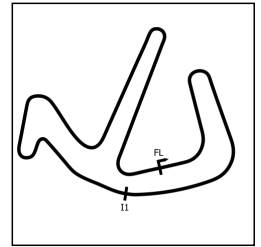
P14		28 J		Harry MOSS		R Racing		
IDEAL LAP TIME : 1:49.979		BEST LAP TIME : 1:49.979		DIFFERENCE : 0.000				
LAP	SECTOR 1		SECTOR 2		LAP TIME	MPH	DIFF	TIME OF DAY
1 -		101.3	1:16.017	62.8	2:04.289	60.82	14.310	11:44:04.259
2 -	38.147	98.9	1:14.026	65.6	1:52.173	67.39	2.194	11:45:56.432
3 -	37.743	99.8	1:12.491	65.6	1:50.234 (2)	68.58	0.255	11:47:46.666
4 -	37.833	100.6	1:13.485	63.6	1:51.318	67.91	1.339	11:49:37.984
5 -	38.047	98.1	1:13.829	65.0	1:51.876	67.57	1.897	11:51:29.860
6 -	37.526	99.8	1:12.453	65.2	1:49.979 (1)	68.74		11:53:19.839
7 -	37.532	102.1	1:13.628	64.9	1:51.160	68.01	1.181	11:55:10.999
8 -	38.367	94.5	1:13.277	65.4	1:51.644	67.71	1.665	11:57:02.643
9 -	37.761	98.2	1:12.997	65.0	1:50.758 (3)	68.25	0.779	11:58:53.401
10 -	37.937	97.8	1:12.987	64.8	1:50.924	68.15	0.945	12:00:44.325
11 -	37.736	97.8	1:13.134	64.7	1:50.870	68.18	0.891	12:02:35.195

P15		18 R		Torrin BYRNE (F)		Pace Performance		
IDEAL LAP TIME : 1:50.299		BEST LAP TIME : 1:50.860		DIFFERENCE : 0.561				
LAP	SECTOR 1		SECTOR 2		LAP TIME	MPH	DIFF	TIME OF DAY
1 -		101.6	1:14.663	65.8	2:00.156	62.91	9.296	11:44:00.126
2 -	37.407	101.3	1:13.903	65.7	1:51.310	67.91	0.450	11:45:51.436
3 -	37.615	100.6	1:14.497	64.9	1:52.112	67.43	1.252	11:47:43.548
4 -	37.677	100.0	1:14.942	63.3	1:52.619	67.12	1.759	11:49:36.167
5 -	38.540	101.0	1:13.407	64.7	1:51.947	67.53	1.087	11:51:28.114
6 -	37.696	100.0	1:13.626	65.2	1:51.322	67.91	0.462	11:53:19.436
7 -	37.652	100.4	1:14.172	65.3	1:51.824	67.60	0.964	11:55:11.260
8 -	37.811	97.9	1:13.923	64.9	1:51.734	67.66	0.874	11:57:02.994
9 -	37.972	100.1	1:12.892	65.4	1:50.864 (2)	68.19	0.004	11:58:53.858
10 -	37.867	100.6	1:12.993	65.3	1:50.860 (1)	68.19		12:00:44.718
11 -	37.605	100.9	1:13.273	66.2	1:50.878 (3)	68.18	0.018	12:02:35.596

P16		27 R		Alfie SLATER		R Racing		
IDEAL LAP TIME : 1:49.759		BEST LAP TIME : 1:49.778		DIFFERENCE : 0.019				
LAP	SECTOR 1		SECTOR 2		LAP TIME	MPH	DIFF	TIME OF DAY
1 -		102.7	1:29.368	65.7	2:12.152	57.20	22.374	11:44:12.122
2 -	38.141	96.5	1:12.937	65.1	1:51.078	68.06	1.300	11:46:03.200
3 -	37.774	99.8	1:13.242	64.9	1:51.016	68.09	1.238	11:47:54.216
4 -	37.513	100.6	1:12.969	65.5	1:50.482	68.42	0.704	11:49:44.698
5 -	37.754	99.4	1:13.211	63.8	1:50.965	68.12	1.187	11:51:35.663
6 -	37.770	98.6	1:12.712	65.7	1:50.482	68.42	0.704	11:53:26.145
7 -	37.577	99.2	1:12.381	64.9	1:49.958 (2)	68.75	0.180	11:55:16.103
8 -	37.488	99.4	1:12.290	65.2	1:49.778 (1)	68.86		11:57:05.881
9 -	37.643	100.7	1:12.402	65.2	1:50.045 (3)	68.69	0.267	11:58:55.926
10 -	37.469	101.5	1:13.351	66.7	1:50.820	68.21	1.042	12:00:46.746
11 -	37.490	102.1	1:14.280	65.3	1:51.770	67.63	1.992	12:02:38.516

2024 Ginetta Junior Championship

RACE 3 - ROUND 12 - SECTOR ANALYSIS



SECTOR 1 = FL to I1, SECTOR 2 = I1 to FL, DIFF = Difference To Personal Best Lap, P = Crossed Finish Line in Pit Lane, D = Time Disallowed

P17 53 R		Ethan CARNEY			Preptech UK			
IDEAL LAP TIME : 1:50.558		BEST LAP TIME : 1:50.585			DIFFERENCE : 0.027			
LAP	SECTOR 1		SECTOR 2		LAP TIME	MPH	DIFF	TIME OF DAY
1 -		97.3	1:17.288	64.4	2:04.673	60.63	14.088	11:44:04.643
2 -	38.317	99.2	1:13.913	64.7	1:52.230	67.36	1.645	11:45:56.873
3 -	37.711	100.0	1:12.874	64.8	1:50.585 (1)	68.36		11:47:47.458
4 -	38.051	101.6	1:13.552	63.3	1:51.603	67.74	1.018	11:49:39.061
5 -	37.790	101.2	1:14.243	64.7	1:52.033	67.48	1.448	11:51:31.094
6 -	37.879	100.3	1:13.694	64.7	1:51.573	67.75	0.988	11:53:22.667
7 -	37.710	101.5	1:13.248	64.5	1:50.958 (2)	68.13	0.373	11:55:13.625
8 -	37.684	100.6	1:13.657	64.2	1:51.341	67.89	0.756	11:57:04.966
9 -	37.829	101.0	1:13.591	58.4	1:51.420	67.85	0.835	11:58:56.386
10 -	38.069	99.8	1:13.055	64.8	1:51.124 (3)	68.03	0.539	12:00:47.510
11 -	37.753	99.5	1:13.937	64.4	1:51.690	67.68	1.105	12:02:39.200

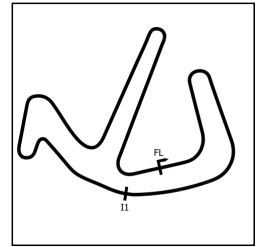
P18 74 R		Alfie DAVIES (F)			Preptech UK			
IDEAL LAP TIME : 1:50.469		BEST LAP TIME : 1:50.515			DIFFERENCE : 0.046			
LAP	SECTOR 1		SECTOR 2		LAP TIME	MPH	DIFF	TIME OF DAY
1 -		100.6	1:16.117	64.4	2:04.388	60.77	13.873	11:44:04.358
2 -	38.175	100.0	1:13.203	63.9	1:51.378	67.87	0.863	11:45:55.736
3 -	37.578	98.8	1:12.937	64.5	1:50.515 (1)	68.40		11:47:46.251
4 -	37.532	100.7	1:14.144	63.2	1:51.676	67.69	1.161	11:49:37.927
5 -	38.401	100.1	1:14.326	63.7	1:52.727	67.06	2.212	11:51:30.654
6 -	37.588	101.0	1:14.727	64.3	1:52.315	67.31	1.800	11:53:22.969
7 -	37.586	101.5	1:13.298	64.2	1:50.884	68.17	0.369	11:55:13.853
8 -	37.698	100.4	1:13.017	64.5	1:50.715 (2)	68.28	0.200	11:57:04.568
9 -	37.859	99.4	1:13.004		1:50.863 (3)	68.19	0.348	11:58:55.431
10 -	37.613	100.1	1:13.472	64.4	1:51.085	68.05	0.570	12:00:46.516
11 -	37.593	101.0	1:14.630	64.3	1:52.223	67.36	1.708	12:02:38.739

P19 23 J		Holly MIALL			Fox Motorsport			
IDEAL LAP TIME : 1:51.079		BEST LAP TIME : 1:51.150			DIFFERENCE : 0.071			
LAP	SECTOR 1		SECTOR 2		LAP TIME	MPH	DIFF	TIME OF DAY
1 -		100.0	1:15.305	64.0	2:05.008	60.47	13.858	11:44:04.978
2 -	39.471	93.9	1:14.749	63.9	1:54.220	66.18	3.070	11:45:59.198
3 -	38.586	97.2	1:13.702	64.6	1:52.288	67.32	1.138	11:47:51.486
4 -	38.151	98.3	1:13.966	64.5	1:52.117	67.42	0.967	11:49:43.603
5 -	38.026	98.6	1:14.356	63.7	1:52.382	67.27	1.232	11:51:35.985
6 -	38.097	99.7	1:13.903	63.9	1:52.000	67.50	0.850	11:53:27.985
7 -	37.934	99.4	1:13.655	64.4	1:51.589 (3)	67.74	0.439	11:55:19.574
8 -	38.005	98.9	1:13.145	64.3	1:51.150 (1)	68.01		11:57:10.724
9 -	38.148	98.2	1:13.706	63.8	1:51.854	67.58	0.704	11:59:02.578
10 -	38.221	98.5	1:13.196	63.8	1:51.417 (2)	67.85	0.267	12:00:53.995
11 -	38.007	98.8	1:13.670	64.3	1:51.677	67.69	0.527	12:02:45.672

P20 45 R		Jack ROBINSON (F)			Fox Motorsport			
IDEAL LAP TIME : 1:51.175		BEST LAP TIME : 1:51.237			DIFFERENCE : 0.062			
LAP	SECTOR 1		SECTOR 2		LAP TIME	MPH	DIFF	TIME OF DAY
1 -		101.0	1:16.097	62.3	2:04.202	60.86	12.965	11:44:04.172
2 -	40.146	96.2	1:14.651	58.5	1:54.797	65.85	3.560	11:45:58.969
3 -	39.858	89.7	1:14.257	62.4	1:54.115	66.24	2.878	11:47:53.084
4 -	38.006	98.6	1:14.252	62.8	1:52.258	67.34	1.021	11:49:45.342
5 -	37.826	99.4	1:14.129	60.3	1:51.955	67.52	0.718	11:51:37.297
6 -	38.274	97.6	1:13.860	62.9	1:52.134	67.41	0.897	11:53:29.431
7 -	37.888	99.1	1:13.349	63.5	1:51.237 (1)	67.96		11:55:20.668
8 -	37.903	98.8	1:13.563	63.5	1:51.466	67.82	0.229	11:57:12.134
9 -	37.874	99.2	1:13.546	63.3	1:51.420 (3)	67.85	0.183	11:59:03.554
10 -	37.879	100.1	1:13.358	63.5	1:51.237 (1)	67.96		12:00:54.791
11 -	37.937	99.4	1:13.862	63.4	1:51.799	67.62	0.562	12:02:46.590

2024 Ginetta Junior Championship

RACE 3 - ROUND 12 - SECTOR ANALYSIS



SECTOR 1 = FL to I1, SECTOR 2 = I1 to FL, DIFF = Difference To Personal Best Lap, P = Crossed Finish Line in Pit Lane, D = Time Disallowed

P21		4 R		James ELLIS (F)		MDD Racing		
IDEAL LAP TIME : 1:50.661		BEST LAP TIME : 1:50.747		DIFFERENCE : 0.086				
LAP	SECTOR 1	SECTOR 2	LAP TIME	MPH	DIFF	TIME OF DAY		
1 -		99.5	1:15.458	65.0	2:02.369	61.77	11.622	11:44:02.339
2 -	37.646	99.8	1:13.895	64.2	1:51.541	67.77	0.794	11:45:53.880
3 -	37.968	99.4	1:13.259	65.3	1:51.227	67.96	0.480	11:47:45.107
4 -	37.812	100.0	1:15.357	62.4	1:53.169	66.80	2.422	11:49:38.276
5 -	38.295	100.6	1:13.792	63.7	1:52.087	67.44	1.340	11:51:30.363
6 -	37.574	100.3	1:14.453	63.6	1:52.027	67.48	1.280	11:53:22.390
7 -	37.599	99.2	1:13.264	64.4	1:50.863 (3)	68.19	0.116	11:55:13.253
8 -	37.616	99.2	1:13.188	64.1	1:50.804 (2)	68.22	0.057	11:57:04.057
9 -	37.660	99.8	1:13.087	64.1	1:50.747 (1)	68.26		11:58:54.804
10 -	37.771	99.7	1:13.627	64.0	1:51.398	67.86	0.651	12:00:46.202
11 -	37.824	100.3	1:14.270	64.5	1:52.094	67.44	1.347	12:02:38.296

P22		20 R		Ntiyiso MABUNDA (F)		Pace Performance		
IDEAL LAP TIME : 1:50.933		BEST LAP TIME : 1:51.208		DIFFERENCE : 0.275				
LAP	SECTOR 1	SECTOR 2	LAP TIME	MPH	DIFF	TIME OF DAY		
1 -		101.9	1:15.566	63.1	2:02.645	61.64	11.437	11:44:02.615
2 -	38.463	99.1	1:13.112	65.3	1:51.575 (3)	67.75	0.367	11:45:54.190
3 -	37.853	101.2	1:13.355	64.5	1:51.208 (1)	67.98		11:47:45.398
4 -	37.821	101.9	1:32.040	54.9	2:09.861	58.21	18.653	11:49:55.259
5 -	38.697	97.9	1:13.665	62.8	1:52.362	67.28	1.154	11:51:47.621
6 -	38.253	98.8	1:13.312	63.4	1:51.565 (2)	67.76	0.357	11:53:39.186
7 -	38.371	96.8	1:13.364	64.5	1:51.735	67.66	0.527	11:55:30.921
8 -	38.104	100.3	1:13.995	63.1	1:52.099	67.44	0.891	11:57:23.020
9 -	38.400	98.6	1:13.502	64.1	1:51.902	67.55	0.694	11:59:14.922
10 -	39.219	97.9	1:14.257	64.2	1:53.476	66.62	2.268	12:01:08.398
11 -	38.567	97.2	1:13.492	62.7	1:52.059	67.46	0.851	12:03:00.457

P23		19 R		Mahlori MABUNDA (F)		Pace Performance		
IDEAL LAP TIME : 1:52.693		BEST LAP TIME : 1:52.705		DIFFERENCE : 0.012				
LAP	SECTOR 1	SECTOR 2	LAP TIME	MPH	DIFF	TIME OF DAY		
1 -		96.1	1:16.771	64.0	2:08.320	58.91	15.615	11:44:08.290
2 -	38.722	96.1	1:15.068	63.9	1:53.790	66.43	1.085	11:46:02.080
3 -	38.522	96.8	1:15.152	64.3	1:53.674	66.50	0.969	11:47:55.754
4 -	38.559	96.9	1:14.682	63.6	1:53.241	66.76	0.536	11:49:48.995
5 -	38.564	97.2	1:14.618	63.2	1:53.182	66.79	0.477	11:51:42.177
6 -	38.873	95.3	1:15.312	63.8	1:54.185	66.20	1.480	11:53:36.362
7 -	38.685	96.6	1:14.816	63.6	1:53.501	66.60	0.796	11:55:29.863
8 -	38.545	97.3	1:15.143	65.0	1:53.688	66.49	0.983	11:57:23.551
9 -	38.534	98.5	1:14.171	64.2	1:52.705 (1)	67.07		11:59:16.256
10 -	38.571	98.5	1:14.599	64.4	1:53.170 (3)	66.80	0.465	12:01:09.426
11 -	38.540	96.9	1:14.525	64.9	1:53.065 (2)	66.86	0.360	12:03:02.491

P24		75 R		Colin CRONIN		Fox Motorsport		
IDEAL LAP TIME : 1:50.243		BEST LAP TIME : 1:50.398		DIFFERENCE : 0.155				
LAP	SECTOR 1	SECTOR 2	LAP TIME	MPH	DIFF	TIME OF DAY		
1 -		101.8	1:15.548	64.7	2:01.197	62.37	10.799	11:44:01.167
2 -	37.589	100.0	1:14.316	64.7	1:51.905	67.55	1.507	11:45:53.072
3 -	37.527	100.6	1:13.509	63.4	1:51.036	68.08	0.638	11:47:44.108
4 -	37.660	100.6	1:13.604	64.1	1:51.264	67.94	0.866	11:49:35.372
5 -	37.808	98.1	1:12.727	65.0	1:50.535 (2)	68.39	0.137	11:51:25.907
6 -	37.516	99.5	1:12.882	64.4	1:50.398 (1)	68.47		11:53:16.305
7 -	37.570	98.9	1:13.313	64.4	1:50.883 (3)	68.17	0.485	11:55:07.188
8 -	37.541	100.7	1:13.488	64.0	1:51.029	68.09	0.631	11:56:58.217

2024 Ginetta Junior Championship

RACE 3 - ROUND 12 - BEST SECTORS

SECTOR 1			SECTOR 2			IDEAL / BEST COMPARISON						
POS	NO	NAME	TIME	NO	NAME	TIME	POS	NO	NAME	IDEAL	BEST	DIFF
									PERFECT LAP	1:48.171		
1	25	JEFF-HALL	37.046	25	JEFF-HALL	1:11.125	1	25	JEFF-HALL	1:48.171	1:48.443	0.272
2	17	SHOTTON	37.138	90	FERNANDEZ	1:11.767	2	90	FERNANDEZ	1:48.989	1:48.989	0.000
3	43	CLARK	37.147	43	CLARK	1:11.921	3	43	CLARK	1:49.068	1:49.068	0.000
4	90	FERNANDEZ	37.222	26	JOSLYN	1:11.940	4	17	SHOTTON	1:49.099	1:49.172	0.073
5	67	SAETER	37.251	17	SHOTTON	1:11.961	5	67	SAETER	1:49.233	1:49.529	0.296
6	35	PHELPS	37.296	67	SAETER	1:11.982	6	26	JOSLYN	1:49.287	1:49.371	0.084
7	11	DAN	37.340	50	HART	1:12.099	7	50	HART	1:49.444	1:49.568	0.124
8	50	HART	37.345	27	SLATER	1:12.290	8	35	PHELPS	1:49.665	1:49.670	0.005
9	26	JOSLYN	37.347	35	PHELPS	1:12.369	9	27	SLATER	1:49.759	1:49.778	0.019
10	31	LIVESEY	37.391	11	DAN	1:12.422	10	11	DAN	1:49.762	1:49.871	0.109
11	18	BYRNE (F)	37.407	28	MOSS	1:12.453	11	70	PETERS (F)	1:49.927	1:49.984	0.057
12	7	ELLIS	37.438	70	PETERS (F)	1:12.483	12	31	LIVESEY	1:49.927	1:50.073	0.146
13	70	PETERS (F)	37.444	31	LIVESEY	1:12.536	13	28	MOSS	1:49.979	1:49.979	0.000
14	27	SLATER	37.469	75	CRONIN	1:12.727	14	75	CRONIN	1:50.243	1:50.398	0.155
15	5	INGRAM HILL	37.472	5	INGRAM HILL	1:12.868	15	18	BYRNE (F)	1:50.299	1:50.860	0.561
16	75	CRONIN	37.516	53	CARNEY	1:12.874	16	7	ELLIS	1:50.337	1:50.409	0.072
17	28	MOSS	37.526	18	BYRNE (F)	1:12.892	17	5	INGRAM HILL	1:50.340	1:50.647	0.307
18	74	DAVIES (F)	37.532	7	ELLIS	1:12.899	18	74	DAVIES (F)	1:50.469	1:50.515	0.046
19	4	ELLIS (F)	37.574	74	DAVIES (F)	1:12.937	19	53	CARNEY	1:50.558	1:50.585	0.027
20	53	CARNEY	37.684	4	ELLIS (F)	1:13.087	20	4	ELLIS (F)	1:50.661	1:50.747	0.086
21	20	MABUNDA (F)	37.821	20	MABUNDA (F)	1:13.112	21	20	MABUNDA (F)	1:50.933	1:51.208	0.275
22	45	ROBINSON (F)	37.826	23	MIALL	1:13.145	22	23	MIALL	1:51.079	1:51.150	0.071
23	23	MIALL	37.934	45	ROBINSON (F)	1:13.349	23	45	ROBINSON (F)	1:51.175	1:51.237	0.062
24	19	MABUNDA (F)	38.522	19	MABUNDA (F)	1:14.171	24	19	MABUNDA (F)	1:52.693	1:52.705	0.012

2024 Ginetta Junior Championship
RACE 3 - ROUND 12 - BEST SPEEDS

INTERMEDIATE 1				FINISH LINE		
POS	NO	NAME	MPH	NO	NAME	MPH
1	43	CLARK	103.8	90	FERNANDEZ	70.1
2	17	SHOTTON	103.4	25	JEFF-HALL	67.4
3	50	HART	103.2	43	CLARK	66.9
4	90	FERNANDEZ	103.2	50	HART	66.9
5	67	SAETER	103.0	27	SLATER	66.7
6	11	DAN	102.9	67	SAETER	66.3
7	27	SLATER	102.7	70	PETERS (F)	66.3
8	35	PHELPS	102.6	17	SHOTTON	66.3
9	26	JOSLYN	102.4	26	JOSLYN	66.2
10	5	INGRAM HILL	102.2	35	PHELPS	66.2
11	28	MOSS	102.1	18	BYRNE (F)	66.2
12	70	PETERS (F)	101.9	7	ELLIS	66.1
13	20	MABUNDA (F)	101.9	11	DAN	65.8
14	75	CRONIN	101.8	5	INGRAM HILL	65.8
15	18	BYRNE (F)	101.6	31	LIVESEY	65.7
16	53	CARNEY	101.6	28	MOSS	65.6
17	74	DAVIES (F)	101.5	4	ELLIS (F)	65.3
18	7	ELLIS	101.3	20	MABUNDA (F)	65.3
19	45	ROBINSON (F)	101.0	19	MABUNDA (F)	65.0
20	31	LIVESEY	100.7	75	CRONIN	65.0
21	25	JEFF-HALL	100.6	53	CARNEY	64.8
22	4	ELLIS (F)	100.6	23	MIALL	64.6
23	23	MIALL	100.0	74	DAVIES (F)	64.5
24	19	MABUNDA (F)	98.5	45	ROBINSON (F)	63.5

2024 Ginetta Junior Championship

RACE 3 - ROUND 12 - STATISTICS

Competitors Started 24
Planned Start 2024-06-30 @ 11:40:00.000
Actual Start 2024-06-30 @ 11:41:59.969
Finish Time 2024-06-30 @ 12:02:02.501
Track Length 2.1000mi.
Total Laps 261
Total Distance Covered 548.1000mi.

Session Fastest Lap History

NO	CL	NAME	LAP TIME	TIME OF DAY	LAP	VEHICLE
25	ROOKIE	Ethan JEFF-HALL	1:52.796	11:43:52.806	1	R Racing
25	ROOKIE	Ethan JEFF-HALL	1:48.443	11:45:41.250	2	R Racing

Session Leader History

NO	CL	NAME	FROM LAP	LAPS LED	DISTANCE	VEHICLE
25	ROOKIE	Ethan JEFF-HALL	1	11	23.10 miles	R Racing

Flag History

TYPE	TIME OF DAY
GREEN	11:41:59.969
FINISH	12:02:02.501

Flag Statistics

TYPE	COUNT	TOTAL LAPS	TOTAL TIME
Green	1	11	21:40.591
Red	0	0	0.000
Safety Car	0	0	0.000
FCY	0	0	0.000

2024 Ginetta Junior Championship

RACE 3 - ROUND 12 - STATISTICS

CLASS : JUNIOR

6 Starters

Fastest Lap History

NO	NAME	LAP TIME	TIME OF DAY	LAP	VEHICLE
90	Chase FERNANDEZ	1:56.041	11:43:56.058	1	R Racing
90	Chase FERNANDEZ	1:48.989	11:45:45.048	2	R Racing

Leader History

NO	NAME	FROM LAP	LAPS LED	DISTANCE	VEHICLE
90	Chase FERNANDEZ	1	10	21.00 miles	R Racing
50	Charlie HART	11	1	2.10 miles	Elite Motorsport

2024 Ginetta Junior Championship

RACE 3 - ROUND 12 - STATISTICS

CLASS : ROOKIE

18 Starters

Fastest Lap History

NO	NAME	LAP TIME	TIME OF DAY	LAP	VEHICLE
25	Ethan JEFF-HALL	1:52.796	11:43:52.806	1	R Racing
25	Ethan JEFF-HALL	1:48.443	11:45:41.250	2	R Racing

Leader History

NO	NAME	FROM LAP	LAPS LED	DISTANCE	VEHICLE
25	Ethan JEFF-HALL	1	11	23.10 miles	R Racing

2024 Ginetta Junior Championship

RACE 4 - ROUND 13 - CLASSIFICATION

Race Distance: 11 Laps / 23.10 miles

POS	NO	CL	PIC	NAME	NAT	ENTRY	LAPS	TIME	GAP	DIFF	MPH	BEST	ON	GRD	↑↓
1	25	R	1	Ethan JEFF-HALL	GBR	R Racing	11	20:00.282			69.28	1:48.275	2	1	0
2	90	J	1	Chase FERNANDEZ	GBR	R Racing	11	20:07.064	6.782	6.782	68.89	1:48.761	2	2	0
3	26	J	2	Henry JOSLYN	GBR	Preptech UK	11	20:11.345	11.063	4.281	68.65	1:49.317	11	5	2
4	35	R	2	Isaac PHELPS	GBR	Elite Motorsport	11	20:18.452	18.170	7.107	68.25	1:49.084	7	4	0
5	27	R	3	Alfie SLATER	GBR	R Racing	11	20:18.637	18.355	0.185	68.24	1:49.381	2	9	4
6	50	J	3	Charlie HART	GBR	Elite Motorsport	11	20:19.345	19.063	0.708	68.20	1:49.510	2	7	1
7	17	R	4	James SHOTTON	GBR	Fox Motorsport	11	20:19.493	19.211	0.148	68.19	1:49.161	2	10	3
8	31	J	4	Felix LIVESEY	GBR	MDD Racing	11	20:20.758	20.476	1.265	68.12	1:49.682	3	14	6
9	43	R	5	Archie CLARK	GBR	Elite Motorsport	11	20:20.946	20.664	0.188	68.11	1:49.640	2	6	-3
10	75	R	6	Colin CRONIN	IRL	Fox Motorsport	11	20:21.425	21.143	0.479	68.08	1:49.729	3	8	-2
11	70	R	7	Jude PETERS (F)	GBR	E3 Sport	11	20:21.527	21.245	0.102	68.07	1:49.876	6	13	2
12	7	R	8	Nickolas ELLIS	IMN	Elite Motorsport	11	20:21.846	21.564	0.319	68.06	1:49.882	7	16	4
13	74	R	9	Alfie DAVIES (F)	GBR	Preptech UK	11	20:23.408	23.126	1.562	67.97	1:49.939	11	15	2
14	18	R	10	Torrin BYRNE (F)	GBR	Pace Performance	11	20:24.074	23.792	0.666	67.93	1:50.137	11	11	-3
15	67*	R	11	Marcus SAETER	NOR	R Racing	11	20:25.027	24.745	0.953	67.88	1:49.209	2	3	-12
16	11*	R	12	Ruben DAN	AUS	Elite Motorsport	11	20:26.296	26.014	1.269	67.81	1:49.881	3	12	-4
17	5	R	13	Tom INGRAM HILL	GBR	R Racing	11	20:26.316	26.034	0.020	67.81	1:50.063	5	19	2
18	53	R	14	Ethan CARNEY	USA	Preptech UK	11	20:26.688	26.406	0.372	67.79	1:49.929	4	17	-1
19	28*	J	5	Harry MOSS	GBR	R Racing	11	20:38.821	38.539	12.133	67.12	1:50.605	7	23	4
20	23	J	6	Holly MIALL	GBR	Fox Motorsport	11	20:41.403	41.121	2.582	66.98	1:51.286	4	22	2
21	4	R	15	James ELLIS (F)	GBR	MDD Racing	11	20:42.892	42.610	1.489	66.90	1:50.977	10	20	-1
22	45	R	16	Jack ROBINSON (F)	GBR	Fox Motorsport	11	20:50.255	49.973	7.363	66.51	1:51.273	4	21	-1
23	20*	R	17	Ntiyiso MABUNDA (F)	ZAF	Pace Performance	11	20:50.667	50.385	0.412	66.49	1:50.873	7	18	-5
24	19	R	18	Mahlori MABUNDA (F)	ZAF	Pace Performance	11	20:54.136	53.854	3.469	66.30	1:52.461	3	24	0

FASTEST LAP

25	R	Ethan JEFF-HALL	GBR	R Racing	2	1:48.275	69.82 mph	112.36 kph
90	J	Chase FERNANDEZ	GBR	R Racing	2	1:48.761	69.51 mph	111.86 kph

Comments:

*Cars 20 & 67 - 10 second time penalty for being out of position at the start

*Cars 11 & 28 - 5 second time penalty for exceeding track limits

Weather / Track : Bright / Dry

These results are provisional until the conclusion of any judicial and technical matters.

Date: 30/06/2024 Start: 14:29 Finish: 14:49

Anglesey International GP: 2.1000 miles

Clerk Of Course: Paul Levitt	Stewards:	Timekeeper: Gethin Rees	
------------------------------	-----------	-------------------------	--

Results can be found at www.tsl-timing.com

Printed - 14:54 Sunday, 30 June 2024

2024 Ginetta Junior Championship

RACE 4 - ROUND 13 - LAP CHART

LAP 1 @ 14:31:28.093			LAP 2 @ 14:33:16.368			LAP 3 @ 14:35:04.831			LAP 4 @ 14:36:53.546			LAP 5 @ 14:38:42.480		
NO	BEHIND	LAP TIME	NO	BEHIND	LAP TIME	NO	BEHIND	LAP TIME	NO	BEHIND	LAP TIME	NO	BEHIND	LAP TIME
25		1:52.220	25		1:48.275	25		1:48.463	25		1:48.715	25		1:48.934
90	0.925	1:53.145	90	1.411	1:48.761	90	2.098	1:49.150	90	2.529	1:49.146	90	3.062	1:49.467
35	2.194	1:54.414	26	3.641	1:49.477	35	5.104	1:49.721	26	7.249	1:50.660	26	8.044	1:49.729
26	2.439	1:54.659	35	3.846	1:49.927	26	5.304	1:50.126	67	7.426	1:50.663	67	8.247	1:49.755
67	3.145	1:55.365	67	4.079	1:49.209	67	5.478	1:49.862	35	7.610	1:51.221	35	8.965	1:50.289
50	3.312	1:55.532	50	4.547	1:49.510	50	6.050	1:49.966	50	8.586	1:51.251	50	10.101	1:50.449
43	3.534	1:55.754	43	4.899	1:49.640	17	6.257	1:49.499	17	8.738	1:51.196	17	10.338	1:50.534
75	4.036	1:56.256	17	5.221	1:49.161	43	7.264	1:50.828	43	8.909	1:50.360	27	10.684	1:50.487
17	4.335	1:56.555	27	5.631	1:49.381	27	7.526	1:50.358	27	9.131	1:50.320	11	11.205	1:50.828
27	4.525	1:56.745	11	6.534	1:49.948	11	7.952	1:49.881	11	9.311	1:50.074	43	11.564	1:51.589
11	4.861	1:57.081	75	6.984	1:51.223	75	8.250	1:49.729	75	9.614	1:50.079	31	12.048	1:51.009
31	5.979	1:58.199	31	7.459	1:49.755	31	8.678	1:49.682	31	9.973	1:50.010	75	12.404	1:51.724
70	6.476	1:58.696	70	8.745	1:50.544	70	10.590	1:50.308	70	12.287	1:50.412	70	13.558	1:50.205
18	6.545	1:58.765	18	8.979	1:50.709	18	10.903	1:50.387	18	12.890	1:50.702	7	14.565	1:50.108
74	6.694	1:58.914	7	10.409	1:51.371	7	12.021	1:50.075	7	13.391	1:50.085	18	14.798	1:50.842
53	7.060	1:59.280	74	11.231	1:52.812	74	13.044	1:50.276	74	14.286	1:49.957	74	15.606	1:50.254
7	7.313	1:59.533	53	11.565	1:52.780	53	13.665	1:50.563	53	14.879	1:49.929	53	16.147	1:50.202
5	7.650	1:59.870	5	11.765	1:52.390	5	13.850	1:50.548	5	15.436	1:50.301	5	16.565	1:50.063
20	7.912	2:00.132	20	12.123	1:52.486	28	16.146	1:51.607	28	18.484	1:51.053	28	20.420	1:50.870
45	8.838	2:01.058	45	12.274	1:51.711	20	16.320	1:52.660	20	18.801	1:51.196	45	22.542	1:52.167
23	9.340	2:01.560	23	12.573	1:51.508	45	16.751	1:52.940	45	19.309	1:51.273	20	22.677	1:52.810
28	9.696	2:01.916	28	13.002	1:51.581	4	17.376	1:51.451	23	20.188	1:51.286	23	22.991	1:51.737
4	10.278	2:02.498	4	14.388	1:52.385	23	17.617	1:53.507	4	20.792	1:52.131	4	23.279	1:51.421
19	13.196	2:05.416	19	17.438	1:52.517	19	21.436	1:52.461	19	25.506	1:52.785	19	29.791	1:53.219

2024 Ginetta Junior Championship

RACE 4 - ROUND 13 - LAP CHART

LAP 6 @ 14:40:31.498			LAP 7 @ 14:42:20.409			LAP 8 @ 14:44:09.415			LAP 9 @ 14:45:58.607			LAP 10 @ 14:47:47.418		
NO	BEHIND	LAP TIME	NO	BEHIND	LAP TIME	NO	BEHIND	LAP TIME	NO	BEHIND	LAP TIME	NO	BEHIND	LAP TIME
25		1:49.018	25		1:48.911	25		1:49.006	25		1:49.192	25		1:48.811
90	3.467	1:49.423	90	4.371	1:49.815	90	4.827	1:49.462	90	4.991	1:49.356	90	5.760	1:49.580
26	8.491	1:49.465	26	9.167	1:49.587	26	9.776	1:49.615	26	9.963	1:49.379	26	10.483	1:49.331
67	8.811	1:49.582	67	9.374	1:49.474	67	10.996	1:50.628	67	11.938	1:50.134	67	13.541	1:50.414
35	9.453	1:49.506	35	9.626	1:49.084	35	11.219	1:50.599	35	11.982	1:49.955	17	14.846	1:51.485
17	11.349	1:50.029	17	11.842	1:49.404	17	12.037	1:49.201	17	12.172	1:49.327	35	15.089	1:51.918
50	11.599	1:50.516	27	12.606	1:49.534	27	13.679	1:50.079	27	15.083	1:50.596	27	16.749	1:50.477
27	11.983	1:50.317	50	12.791	1:50.103	50	13.907	1:50.122	50	15.252	1:50.537	50	17.016	1:50.575
43	12.323	1:49.777	43	13.084	1:49.672	43	14.223	1:50.145	43	15.489	1:50.458	43	17.336	1:50.658
11	12.645	1:50.458	11	13.708	1:49.974	11	14.703	1:50.001	11	15.778	1:50.267	31	17.785	1:50.559
31	13.106	1:50.076	31	14.284	1:50.089	31	15.233	1:49.955	31	16.037	1:49.996	11	18.366	1:51.399
75	13.438	1:50.052	75	14.789	1:50.262	75	15.804	1:50.021	75	16.764	1:50.152	75	18.747	1:50.794
70	14.416	1:49.876	70	16.048	1:50.543	70	17.090	1:50.048	70	17.999	1:50.101	70	19.277	1:50.089
7	15.656	1:50.109	7	16.627	1:49.882	7	17.731	1:50.110	7	18.909	1:50.370	7	20.208	1:50.110
18	16.000	1:50.220	18	17.739	1:50.650	74	19.703	1:50.723	74	20.632	1:50.121	74	21.924	1:50.103
74	16.718	1:50.130	74	17.986	1:50.179	18	19.948	1:51.215	18	21.019	1:50.263	18	22.392	1:50.184
53	17.331	1:50.202	53	18.873	1:50.453	53	20.394	1:50.527	5	21.871	1:50.231	5	23.507	1:50.447
5	17.753	1:50.206	5	19.253	1:50.411	5	20.832	1:50.585	53	22.413	1:51.211	53	23.922	1:50.320
28	22.280	1:50.878	28	23.974	1:50.605	28	26.678	1:51.710	28	28.573	1:51.087	28	31.185	1:51.423
4	26.241	1:51.980	4	28.419	1:51.089	4	30.509	1:51.096	20	33.051	1:51.390	20	35.369	1:51.129
20	26.708	1:53.049	20	28.670	1:50.873	20	30.853	1:51.189	23	35.042	1:52.131	23	38.287	1:52.056
23	27.192	1:53.219	23	29.612	1:51.331	23	32.103	1:51.497	4	37.549	1:56.232	4	39.715	1:50.977
19	34.165	1:53.392	19	37.776	1:52.522	45	41.602	1:51.494	45	44.065	1:51.655	45	47.260	1:52.006
45	36.599	2:03.075	45	39.114	1:51.426	19	41.936	1:53.166	19	46.072	1:53.328	19	49.941	1:52.680

2024 Ginetta Junior Championship

RACE 4 - ROUND 13 - LAP CHART

LAP 11 @ 14:49:36.155

NO	BEHIND	LAP TIME
25		1:48.737
90	6.782	1:49.759
26	11.063	1:49.317
67	14.745	1:49.941
35	18.170	1:51.818
27	18.355	1:50.343
50	19.063	1:50.784
17	19.211	1:53.102
31	20.476	1:51.428
43	20.664	1:52.065
11	21.014	1:51.385
75	21.143	1:51.133
70	21.245	1:50.705
7	21.564	1:50.093
74	23.126	1:49.939
18	23.792	1:50.137
5	26.034	1:51.264
53	26.406	1:51.221
28	33.539	1:51.091
20	40.385	1:53.753
23	41.121	1:51.571
4	42.610	1:51.632
45	49.973	1:51.450
19	53.854	1:52.650

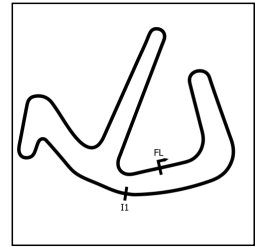
2024 Ginetta Junior Championship

RACE 4 - ROUND 13 - POSITION CHART WITH INTERMEDIATES

No	Name	Lap																						
		Pos	L0 - Int1 M	L1 - Finish	L1 - Int1 M	L2 - Finish	L2 - Int1 M	L3 - Finish	L3 - Int1 M	L4 - Finish	L4 - Int1 M	L5 - Finish	L5 - Int1 M	L6 - Finish	L6 - Int1 M	L7 - Finish	L7 - Int1 M	L8 - Finish	L8 - Int1 M	L9 - Finish	L9 - Int1 M	L10 - Finish	L10 - Int1 M	L11 - Finish
25	JEFF-HALL	1	25	25	25	25	25	25	25	25	25	25	25	25	25	25	25	25	25	25	25	25	25	25
90	FERNANDEZ	2	90	90	90	90	90	90	90	90	90	90	90	90	90	90	90	90	90	90	90	90	90	90
67	SAETER	3	67	35	35	26	35	35	26	26	26	26	26	26	26	26	26	26	26	26	26	26	26	26
35	PHELPS	4	35	26	26	35	26	26	67	67	67	67	67	67	67	67	35	67	67	67	67	67	67	67
26	JOSLYN	5	26	67	67	67	67	67	35	35	35	35	35	35	35	35	67	35	35	35	17	17	17	35
43	CLARK	6	43	50	50	50	50	50	50	50	50	50	50	17	17	17	17	17	17	17	35	35	35	27
50	HART	7	50	43	43	43	43	17	17	17	17	17	17	50	50	27	27	27	27	27	27	27	27	50
75	CRONIN	8	75	75	75	17	17	43	43	43	43	27	27	27	27	50	50	50	50	50	50	50	50	17
27	SLATER	9	27	17	17	27	27	27	27	27	27	11	11	43	43	43	43	43	43	43	43	43	43	31
17	SHOTTON	10	17	27	27	11	11	11	11	11	11	43	43	11	11	11	11	11	11	11	11	31	31	43
18	BYRNE (F)	11	11	11	11	75	75	75	75	75	31	31	31	31	31	31	31	31	31	31	31	11	11	11
11	DAN	12	18	31	31	31	31	31	31	31	75	75	75	75	75	75	75	75	75	75	75	75	75	75
70	PETERS (F)	13	31	70	70	70	18	70	70	70	70	70	70	70	70	70	70	70	70	70	70	70	70	70
31	LIVESEY	14	70	18	18	18	70	18	18	18	7	7	7	7	7	7	7	7	7	7	7	7	7	7
74	DAVIES (F)	15	74	74	74	7	7	7	7	7	7	18	18	18	18	18	18	18	74	74	74	74	74	74
7	ELLIS	16	7	53	7	74	74	74	74	74	74	74	74	74	74	74	74	18	18	18	18	18	18	18
53	CARNEY	17	53	7	5	53	53	53	53	53	53	53	53	53	53	53	53	53	53	53	5	5	5	5
20	MABUNDA (F)	18	20	5	53	5	5	5	5	5	5	5	5	5	5	5	5	5	5	5	53	53	53	53
5	INGRAM HILL	19	5	20	20	20	20	28	28	28	28	28	28	28	28	28	28	28	28	28	28	28	28	28
4	ELLIS (F)	20	4	45	45	45	45	20	20	20	20	45	20	4	4	4	4	4	4	4	20	20	20	20
45	ROBINSON (F)	21	45	23	23	23	28	45	45	45	45	20	4	20	20	20	20	20	20	20	23	23	23	23
23	MIALL	22	23	28	4	28	4	4	4	23	23	23	23	23	23	23	23	23	23	23	4	4	4	4
28	MOSS	23	28	4	28	4	23	23	23	4	4	4	19	19	19	19	19	19	45	45	45	45	45	45
19	MABUNDA (F)	24	19	19	19	19	19	19	19	19	19	19	45	45	45	45	45	19	19	19	19	19	19	19

2024 Ginetta Junior Championship

RACE 4 - ROUND 13 - SECTOR ANALYSIS



SECTOR 1 = FL to I1, SECTOR 2 = I1 to FL, DIFF = Difference To Personal Best Lap, P = Crossed Finish Line in Pit Lane, D = Time Disallowed

P1		25 R		Ethan JEFF-HALL		R Racing			
IDEAL LAP TIME : 1:47.824		BEST LAP TIME : 1:48.275		DIFFERENCE : 0.451					
LAP	SECTOR 1	SECTOR 2	LAP TIME	MPH	DIFF	TIME OF DAY			
1 -		100.4	1:10.878	67.8	1:52.220	67.36	3.945	14:31:28.093	
2 -	36.946	99.5	1:11.329	66.8	1:48.275 (1)	69.82		14:33:16.368	
3 -	37.074	99.8	1:11.389	67.5	1:48.463 (2)	69.70	0.188	14:35:04.831	
4 -	37.190	99.5	1:11.525	67.7	1:48.715 (3)	69.53	0.440	14:36:53.546	
5 -	37.239	100.0	1:11.695	65.8	1:48.934	69.39	0.659	14:38:42.480	
6 -	37.246	99.8	1:11.772	66.8	1:49.018	69.34	0.743	14:40:31.498	
7 -	37.274	99.5	1:11.637	67.4	1:48.911	69.41	0.636	14:42:20.409	
8 -	37.262	99.4	1:11.744	66.1	1:49.006	69.35	0.731	14:44:09.415	
9 -	37.334	100.0	1:11.858	67.3	1:49.192	69.23	0.917	14:45:58.607	
10 -	37.227	99.5	1:11.584	66.9	1:48.811	69.47	0.536	14:47:47.418	
11 -	37.184	99.8	1:11.553	67.5	1:48.737	69.52	0.462	14:49:36.155	

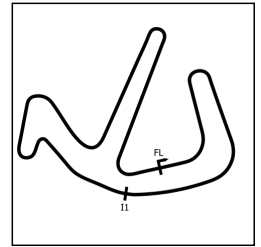
P2		90 J		Chase FERNANDEZ		R Racing			
IDEAL LAP TIME : 1:48.734		BEST LAP TIME : 1:48.761		DIFFERENCE : 0.027					
LAP	SECTOR 1	SECTOR 2	LAP TIME	MPH	DIFF	TIME OF DAY			
1 -		102.6	1:11.580	66.9	1:53.145	66.81	4.384	14:31:29.018	
2 -	37.154	99.5	1:11.607	65.7	1:48.761 (1)	69.51		14:33:17.779	
3 -	37.326	98.9	1:11.824	65.4	1:49.150 (3)	69.26	0.389	14:35:06.929	
4 -	37.284	99.1	1:11.862	65.2	1:49.146 (2)	69.26	0.385	14:36:56.075	
5 -	37.477	98.9	1:11.990	64.0	1:49.467	69.06	0.706	14:38:45.542	
6 -	37.419	99.1	1:12.004	64.8	1:49.423	69.08	0.662	14:40:34.965	
7 -	37.403	99.1	1:12.412	64.7	1:49.815	68.84	1.054	14:42:24.780	
8 -	37.426	99.1	1:12.036	64.5	1:49.462	69.06	0.701	14:44:14.242	
9 -	37.433	99.1	1:11.923	64.5	1:49.356	69.13	0.595	14:46:03.598	
10 -	37.427	99.1	1:12.153	64.7	1:49.580	68.99	0.819	14:47:53.178	
11 -	37.366	99.4	1:12.393	65.2	1:49.759	68.87	0.998	14:49:42.937	

P3		26 J		Henry JOSLYN		Preptech UK			
IDEAL LAP TIME : 1:48.968		BEST LAP TIME : 1:49.317		DIFFERENCE : 0.349					
LAP	SECTOR 1	SECTOR 2	LAP TIME	MPH	DIFF	TIME OF DAY			
1 -		102.2	1:12.086	66.1	1:54.659	65.93	5.342	14:31:30.532	
2 -	37.140	102.2	1:12.337	65.6	1:49.477	69.05	0.160	14:33:20.009	
3 -	37.730	100.7	1:12.396	66.7	1:50.126	68.64	0.809	14:35:10.135	
4 -	37.678	100.3	1:12.982	65.1	1:50.660	68.31	1.343	14:37:00.795	
5 -	37.574	99.7	1:12.155	65.8	1:49.729	68.89	0.412	14:38:50.524	
6 -	37.438	98.8	1:12.027	65.7	1:49.465	69.06	0.148	14:40:39.989	
7 -	37.393	98.8	1:12.194	65.7	1:49.587	68.98	0.270	14:42:29.576	
8 -	37.564	98.3	1:12.051	65.2	1:49.615	68.96	0.298	14:44:19.191	
9 -	37.515	98.3	1:11.864	65.3	1:49.379 (3)	69.11	0.062	14:46:08.570	
10 -	37.503	98.6	1:11.828	65.8	1:49.331 (2)	69.14	0.014	14:47:57.901	
11 -	37.457	98.6	1:11.860	65.3	1:49.317 (1)	69.15		14:49:47.218	

P4		35 R		Isaac PHELPS		Elite Motorsport			
IDEAL LAP TIME : 1:49.067		BEST LAP TIME : 1:49.084		DIFFERENCE : 0.017					
LAP	SECTOR 1	SECTOR 2	LAP TIME	MPH	DIFF	TIME OF DAY			
1 -		103.0	1:12.241	65.8	1:54.414	66.07	5.330	14:31:30.287	
2 -	37.181	100.1	1:12.746	65.4	1:49.927	68.77	0.843	14:33:20.214	
3 -	37.436	100.7	1:12.285	65.0	1:49.721 (3)	68.90	0.637	14:35:09.935	
4 -	38.142	97.3	1:13.079	66.9	1:51.221	67.97	2.137	14:37:01.156	
5 -	37.509	100.7	1:12.780	66.0	1:50.289	68.54	1.205	14:38:51.445	
6 -	37.256	100.3	1:12.250	65.8	1:49.506 (2)	69.03	0.422	14:40:40.951	
7 -	37.198	101.0	1:11.886	65.3	1:49.084 (1)	69.30		14:42:30.035	
8 -	37.509	99.5	1:13.090	65.7	1:50.599	68.35	1.515	14:44:20.634	
9 -	37.370	100.9	1:12.585	63.9	1:49.955	68.75	0.871	14:46:10.589	
10 -	38.296	99.2	1:13.622	65.7	1:51.918	67.54	2.834	14:48:02.507	
11 -	37.368	101.9	1:14.450	64.8	1:51.818	67.60	2.734	14:49:54.325	

2024 Ginetta Junior Championship

RACE 4 - ROUND 13 - SECTOR ANALYSIS



SECTOR 1 = FL to I1, SECTOR 2 = I1 to FL, DIFF = Difference To Personal Best Lap, P = Crossed Finish Line in Pit Lane, D = Time Disallowed

P5		27 R		Alfie SLATER		R Racing		
IDEAL LAP TIME : 1:49.353		BEST LAP TIME : 1:49.381		DIFFERENCE : 0.028				
LAP	SECTOR 1		SECTOR 2		LAP TIME	MPH	DIFF	TIME OF DAY
1 -		103.0	1:13.140	66.7	1:56.745	64.75	7.364	14:31:32.618
2 -	37.170	102.2	1:12.211	66.3	1:49.381 (1)	69.11		14:33:21.999
3 -	37.218	101.0	1:13.140	65.3	1:50.358	68.50	0.977	14:35:12.357
4 -	37.338	101.5	1:12.982	65.9	1:50.320	68.52	0.939	14:37:02.677
5 -	37.875	102.9	1:12.612	66.7	1:50.487	68.42	1.106	14:38:53.164
6 -	37.352	101.5	1:12.965	66.3	1:50.317	68.52	0.936	14:40:43.481
7 -	37.351	102.4	1:12.183	65.9	1:49.534 (2)	69.01	0.153	14:42:33.015
8 -	37.570	99.7	1:12.509	65.7	1:50.079 (3)	68.67	0.698	14:44:23.094
9 -	37.571	99.4	1:13.025	65.2	1:50.596	68.35	1.215	14:46:13.690
10 -	37.841	99.2	1:12.636	65.9	1:50.477	68.43	1.096	14:48:04.167
11 -	37.538	101.0	1:12.805	65.6	1:50.343	68.51	0.962	14:49:54.510

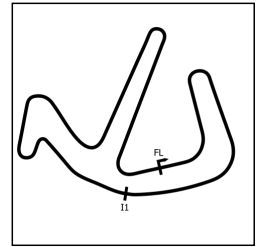
P6		50 J		Charlie HART		Elite Motorsport		
IDEAL LAP TIME : 1:49.498		BEST LAP TIME : 1:49.510		DIFFERENCE : 0.012				
LAP	SECTOR 1		SECTOR 2		LAP TIME	MPH	DIFF	TIME OF DAY
1 -		102.6	1:12.321	66.2	1:55.532	65.43	6.022	14:31:31.405
2 -	37.330	102.2	1:12.180	66.5	1:49.510 (1)	69.03		14:33:20.915
3 -	37.327	102.4	1:12.639	66.0	1:49.966 (2)	68.74	0.456	14:35:10.881
4 -	37.318	102.6	1:13.933	65.1	1:51.251	67.95	1.741	14:37:02.132
5 -	37.838	99.7	1:12.611	66.4	1:50.449	68.44	0.939	14:38:52.581
6 -	37.343	101.6	1:13.173	66.4	1:50.516	68.40	1.006	14:40:43.097
7 -	37.506	101.6	1:12.597	66.5	1:50.103 (3)	68.66	0.593	14:42:33.200
8 -	37.537	103.8	1:12.585	66.2	1:50.122	68.65	0.612	14:44:23.322
9 -	37.506	101.9	1:13.031	65.4	1:50.537	68.39	1.027	14:46:13.859
10 -	37.764	101.5	1:12.811	66.3	1:50.575	68.36	1.065	14:48:04.434
11 -	37.353	101.8	1:13.431	65.4	1:50.784	68.24	1.274	14:49:55.218

P7		17 R		James SHOTTON		Fox Motorsport		
IDEAL LAP TIME : 1:48.862		BEST LAP TIME : 1:49.161		DIFFERENCE : 0.299				
LAP	SECTOR 1		SECTOR 2		LAP TIME	MPH	DIFF	TIME OF DAY
1 -		101.9	1:12.555	66.7	1:56.555	64.86	7.394	14:31:32.428
2 -	36.960	101.8	1:12.201	66.0	1:49.161 (1)	69.25		14:33:21.589
3 -	37.065	102.7	1:12.434	65.8	1:49.499	69.04	0.338	14:35:11.088
4 -	37.262	102.6	1:13.934	64.2	1:51.196	67.98	2.035	14:37:02.284
5 -	37.946	102.4	1:12.588	66.1	1:50.534	68.39	1.373	14:38:52.818
6 -	37.239	102.1	1:12.790	65.1	1:50.029	68.70	0.868	14:40:42.847
7 -	37.385	99.8	1:12.019	65.3	1:49.404	69.10	0.243	14:42:32.251
8 -	37.299	99.8	1:11.902	66.2	1:49.201 (2)	69.23	0.040	14:44:21.452
9 -	37.316	100.4	1:12.011	67.2	1:49.327 (3)	69.15	0.166	14:46:10.779
10 -	38.068	99.4	1:13.417	66.3	1:51.485	67.81	2.324	14:48:02.264
11 -	37.420	100.4	1:15.682	60.8	1:53.102	66.84	3.941	14:49:55.366

P8		31 J		Felix LIVESEY		MDD Racing		
IDEAL LAP TIME : 1:49.644		BEST LAP TIME : 1:49.682		DIFFERENCE : 0.038				
LAP	SECTOR 1		SECTOR 2		LAP TIME	MPH	DIFF	TIME OF DAY
1 -		101.9	1:13.033	64.4	1:58.199	63.95	8.517	14:31:34.072
2 -	37.434	100.0	1:12.321	65.7	1:49.755 (2)	68.88	0.073	14:33:23.827
3 -	37.361	100.6	1:12.321	65.5	1:49.682 (1)	68.92		14:35:13.509
4 -	37.340	101.3	1:12.670	65.6	1:50.010	68.72	0.328	14:37:03.519
5 -	37.774	101.0	1:13.235	65.4	1:51.009	68.10	1.327	14:38:54.528
6 -	37.323	101.3	1:12.753	66.1	1:50.076	68.67	0.394	14:40:44.604
7 -	37.552	101.0	1:12.537	65.3	1:50.089	68.67	0.407	14:42:34.693
8 -	37.452	99.8	1:12.503	65.9	1:49.955 (3)	68.75	0.273	14:44:24.648
9 -	37.339	101.2	1:12.657		1:49.996	68.72	0.314	14:46:14.644
10 -	37.740	101.6	1:12.819	65.3	1:50.559	68.37	0.877	14:48:05.203
11 -	37.477	100.7	1:13.951	63.9	1:51.428	67.84	1.746	14:49:56.631

2024 Ginetta Junior Championship

RACE 4 - ROUND 13 - SECTOR ANALYSIS



SECTOR 1 = FL to I1, SECTOR 2 = I1 to FL, DIFF = Difference To Personal Best Lap, P = Crossed Finish Line in Pit Lane, D = Time Disallowed

P9		43 R		Archie CLARK		Elite Motorsport			
IDEAL LAP TIME : 1:49.522		BEST LAP TIME : 1:49.640		DIFFERENCE : 0.118					
LAP	SECTOR 1	SECTOR 2	LAP TIME	MPH	DIFF	TIME OF DAY			
1 -		103.7	1:12.907	66.5	1:55.754	65.31	6.114	14:31:31.627	
2 -	37.278	102.9	1:12.362	66.8	1:49.640 (1)	68.95		14:33:21.267	
3 -	37.187	103.2	1:13.641	65.8	1:50.828	68.21	1.188	14:35:12.095	
4 -	37.371	100.9	1:12.989	65.1	1:50.360	68.50	0.720	14:37:02.455	
5 -	37.881	103.8	1:13.708	66.7	1:51.589	67.74	1.949	14:38:54.044	
6 -	37.340	101.2	1:12.437	66.9	1:49.777 (3)	68.86	0.137	14:40:43.821	
7 -	37.337	102.7	1:12.335	67.2	1:49.672 (2)	68.93	0.032	14:42:33.493	
8 -	37.335	103.5	1:12.810	66.5	1:50.145	68.63	0.505	14:44:23.638	
9 -	37.343	102.4	1:13.115	65.4	1:50.458	68.44	0.818	14:46:14.096	
10 -	37.705	102.2	1:12.953	66.5	1:50.658	68.31	1.018	14:48:04.754	
11 -	37.277	102.2	1:14.788	66.0	1:52.065	67.46	2.425	14:49:56.819	

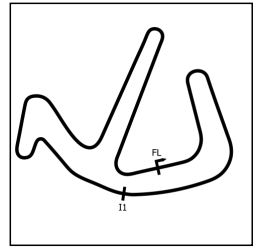
P10		75 R		Colin CRONIN		Fox Motorsport			
IDEAL LAP TIME : 1:49.458		BEST LAP TIME : 1:49.729		DIFFERENCE : 0.271					
LAP	SECTOR 1	SECTOR 2	LAP TIME	MPH	DIFF	TIME OF DAY			
1 -		102.4	1:12.814	64.9	1:56.256	65.02	6.527	14:31:32.129	
2 -	37.160	102.2	1:14.063	64.9	1:51.223	67.97	1.494	14:33:23.352	
3 -	37.237	101.3	1:12.492	65.4	1:49.729 (1)	68.89		14:35:13.081	
4 -	37.365	101.6	1:12.714	65.2	1:50.079	68.67	0.350	14:37:03.160	
5 -	38.556	99.2	1:13.168	65.4	1:51.724	67.66	1.995	14:38:54.884	
6 -	37.754	100.6	1:12.298	66.0	1:50.052 (3)	68.69	0.323	14:40:44.936	
7 -	37.636	100.7	1:12.626	65.8	1:50.262	68.56	0.533	14:42:35.198	
8 -	37.568	100.6	1:12.453	65.5	1:50.021 (2)	68.71	0.292	14:44:25.219	
9 -	37.641	100.4	1:12.511	65.2	1:50.152	68.63	0.423	14:46:15.371	
10 -	37.677	100.4	1:13.117	65.0	1:50.794	68.23	1.065	14:48:06.165	
11 -	37.586	101.2	1:13.547	63.6	1:51.133	68.02	1.404	14:49:57.298	

P11		70 R		Jude PETERS (F)		E3 Sport			
IDEAL LAP TIME : 1:49.870		BEST LAP TIME : 1:49.876		DIFFERENCE : 0.006					
LAP	SECTOR 1	SECTOR 2	LAP TIME	MPH	DIFF	TIME OF DAY			
1 -		102.6	1:13.267	65.7	1:58.696	63.69	8.820	14:31:34.569	
2 -	37.810	99.5	1:12.734	66.5	1:50.544	68.38	0.668	14:33:25.113	
3 -	37.817	97.6	1:12.491	66.5	1:50.308	68.53	0.432	14:35:15.421	
4 -	37.654	98.2	1:12.758	66.3	1:50.412	68.47	0.536	14:37:05.833	
5 -	37.702	97.8	1:12.503	66.3	1:50.205	68.59	0.329	14:38:56.038	
6 -	37.471	100.4	1:12.405	66.6	1:49.876 (1)	68.80		14:40:45.914	
7 -	37.712	99.5	1:12.831	66.3	1:50.543	68.38	0.667	14:42:36.457	
8 -	37.587	98.8	1:12.461	66.3	1:50.048 (2)	68.69	0.172	14:44:26.505	
9 -	37.702	98.8	1:12.399	66.7	1:50.101	68.66	0.225	14:46:16.606	
10 -	37.627	99.2	1:12.462	66.4	1:50.089 (3)	68.67	0.213	14:48:06.695	
11 -	37.688	100.6	1:13.017	66.4	1:50.705	68.28	0.829	14:49:57.400	

P12		7 R		Nickolas ELLIS		Elite Motorsport			
IDEAL LAP TIME : 1:49.819		BEST LAP TIME : 1:49.882		DIFFERENCE : 0.063					
LAP	SECTOR 1	SECTOR 2	LAP TIME	MPH	DIFF	TIME OF DAY			
1 -		101.8	1:13.507	66.6	1:59.533	63.24	9.651	14:31:35.406	
2 -	37.696	102.1	1:13.675	65.6	1:51.371	67.88	1.489	14:33:26.777	
3 -	37.546	99.8	1:12.529	66.0	1:50.075 (2)	68.68	0.193	14:35:16.852	
4 -	37.591	98.2	1:12.494	66.8	1:50.085 (3)	68.67	0.203	14:37:06.937	
5 -	37.373	100.6	1:12.735	65.4	1:50.108	68.65	0.226	14:38:57.045	
6 -	37.413	100.6	1:12.696	66.1	1:50.109	68.65	0.227	14:40:47.154	
7 -	37.436	99.8	1:12.446	65.4	1:49.882 (1)	68.80		14:42:37.036	
8 -	37.510	100.7	1:12.600	66.3	1:50.110	68.65	0.228	14:44:27.146	
9 -	37.510	101.2	1:12.860	64.9	1:50.370	68.49	0.488	14:46:17.516	
10 -	37.461	100.4	1:12.649	65.4	1:50.110	68.65	0.228	14:48:07.626	
11 -	37.579	100.7	1:12.514	66.7	1:50.093	68.66	0.211	14:49:57.719	

2024 Ginetta Junior Championship

RACE 4 - ROUND 13 - SECTOR ANALYSIS



SECTOR 1 = FL to I1, SECTOR 2 = I1 to FL, DIFF = Difference To Personal Best Lap, P = Crossed Finish Line in Pit Lane, D = Time Disallowed

P13		74 R		Alfie DAVIES (F)		Preptech UK			
IDEAL LAP TIME : 1:49.853		BEST LAP TIME : 1:49.939		DIFFERENCE : 0.086					
LAP	SECTOR 1		SECTOR 2		LAP TIME	MPH	DIFF	TIME OF DAY	
1 -		101.3	1:13.320	64.6	1:58.914	63.57	8.975	14:31:34.787	
2 -	38.126	101.2	1:14.686	64.0	1:52.812	67.01	2.873	14:33:27.599	
3 -	37.519	99.5	1:12.757	65.0	1:50.276	68.55	0.337	14:35:17.875	
4 -	37.552	98.5	1:12.405	65.2	1:49.957 (2)	68.75	0.018	14:37:07.832	
5 -	37.618	98.5	1:12.636	65.3	1:50.254	68.56	0.315	14:38:58.086	
6 -	37.696	99.4	1:12.434	65.1	1:50.130	68.64	0.191	14:40:48.216	
7 -	37.608	99.7	1:12.571	65.4	1:50.179	68.61	0.240	14:42:38.395	
8 -	37.599	100.9	1:13.124	64.5	1:50.723	68.27	0.784	14:44:29.118	
9 -	37.648	98.8	1:12.473	65.2	1:50.121	68.65	0.182	14:46:19.239	
10 -	37.746	98.9	1:12.357	64.5	1:50.103 (3)	68.66	0.164	14:48:09.342	
11 -	37.605	99.2	1:12.334	64.2	1:49.939 (1)	68.76		14:49:59.281	

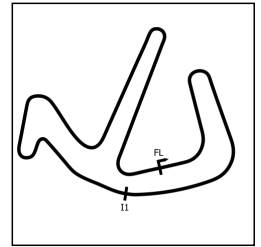
P14		18 R		Torrin BYRNE (F)		Pace Performance			
IDEAL LAP TIME : 1:50.019		BEST LAP TIME : 1:50.137		DIFFERENCE : 0.118					
LAP	SECTOR 1		SECTOR 2		LAP TIME	MPH	DIFF	TIME OF DAY	
1 -		102.9	1:13.878	64.0	1:58.765	63.65	8.628	14:31:34.638	
2 -	38.017	102.2	1:12.692	66.6	1:50.709	68.28	0.572	14:33:25.347	
3 -	37.547	99.5	1:12.840	66.1	1:50.387	68.48	0.250	14:35:15.734	
4 -	37.502	100.3	1:13.200	66.0	1:50.702	68.29	0.565	14:37:06.436	
5 -	37.475	99.7	1:13.367	65.5	1:50.842	68.20	0.705	14:38:57.278	
6 -	37.634	101.2	1:12.586	65.7	1:50.220 (3)	68.59	0.083	14:40:47.498	
7 -	37.730	99.8	1:12.920	65.4	1:50.650	68.32	0.513	14:42:38.148	
8 -	37.653	99.8	1:13.562	65.6	1:51.215	67.97	1.078	14:44:29.363	
9 -	37.605	101.3	1:12.658	65.7	1:50.263	68.56	0.126	14:46:19.626	
10 -	37.510	102.1	1:12.674	65.6	1:50.184 (2)	68.61	0.047	14:48:09.810	
11 -	37.593	100.4	1:12.544	65.4	1:50.137 (1)	68.64		14:49:59.947	

P15		67 R		Marcus SAETER		R Racing			
IDEAL LAP TIME : 1:49.209		BEST LAP TIME : 1:49.209		DIFFERENCE : 0.000					
LAP	SECTOR 1		SECTOR 2		LAP TIME	MPH	DIFF	TIME OF DAY	
1 -		102.9	1:13.268	65.5	1:55.365	65.53	6.156	14:31:31.238	
2 -	37.203	101.2	1:12.006	65.8	1:49.209 (1)	69.22		14:33:20.447	
3 -	37.668	100.7	1:12.194	66.1	1:49.862	68.81	0.653	14:35:10.309	
4 -	37.582	100.7	1:13.081	65.7	1:50.663	68.31	1.454	14:37:00.972	
5 -	37.435	101.8	1:12.320	66.3	1:49.755	68.88	0.546	14:38:50.727	
6 -	37.398	101.5	1:12.184	66.5	1:49.582 (3)	68.98	0.373	14:40:40.309	
7 -	37.244	101.8	1:12.230	65.7	1:49.474 (2)	69.05	0.265	14:42:29.783	
8 -	37.815	97.5	1:12.813	65.8	1:50.628	68.33	1.419	14:44:20.411	
9 -	37.455	100.1	1:12.679	65.8	1:50.134	68.64	0.925	14:46:10.545	
10 -	38.187	100.1	1:12.227	66.2	1:50.414	68.46	1.205	14:48:00.959	
11 -	37.626	98.9	1:12.315	66.1	1:49.941	68.76	0.732	14:49:50.900	

P16		11 R		Ruben DAN		Elite Motorsport			
IDEAL LAP TIME : 1:49.605		BEST LAP TIME : 1:49.881		DIFFERENCE : 0.276					
LAP	SECTOR 1		SECTOR 2		LAP TIME	MPH	DIFF	TIME OF DAY	
1 -		101.8	1:12.289	66.3	1:57.081	64.57	7.200	14:31:32.954	
2 -	37.374	100.7	1:12.574	65.3	1:49.948 (2)	68.75	0.067	14:33:22.902	
3 -	37.414	100.0	1:12.467	65.8	1:49.881 (1)	68.80		14:35:12.783	
4 -	37.316	101.6	1:12.758	64.8	1:50.074	68.68	0.193	14:37:02.857	
5 -	38.175	101.6	1:12.653	65.9	1:50.828	68.21	0.947	14:38:53.685	
6 -	37.396	101.2	1:13.062	66.4	1:50.458	68.44	0.577	14:40:44.143	
7 -	37.448	101.8	1:12.526	64.5	1:49.974 (3)	68.74	0.093	14:42:34.117	
8 -	37.452	100.3	1:12.549	65.9	1:50.001	68.72	0.120	14:44:24.118	
9 -	37.542	100.3	1:12.725	64.4	1:50.267	68.56	0.386	14:46:14.385	
10 -	37.779	101.6	1:13.620	65.5	1:51.399	67.86	1.518	14:48:05.784	
11 -	37.408	100.9	1:13.977	63.6	1:51.385	67.87	1.504	14:49:57.169	

2024 Ginetta Junior Championship

RACE 4 - ROUND 13 - SECTOR ANALYSIS



SECTOR 1 = FL to I1, SECTOR 2 = I1 to FL, DIFF = Difference To Personal Best Lap, P = Crossed Finish Line in Pit Lane, D = Time Disallowed

P17		5 R		Tom INGRAM HILL		R Racing		
IDEAL LAP TIME : 1:49.969		BEST LAP TIME : 1:50.063		DIFFERENCE : 0.094				
LAP	SECTOR 1		SECTOR 2		LAP TIME	MPH	DIFF	TIME OF DAY
1 -		102.6	1:12.575	66.3	1:59.870	63.06	9.807	14:31:35.743
2 -	37.642	101.8	1:14.748	62.5	1:52.390	67.26	2.327	14:33:28.133
3 -	37.533	102.7	1:13.015	65.7	1:50.548	68.38	0.485	14:35:18.681
4 -	37.537	101.8	1:12.764	65.7	1:50.301	68.53	0.238	14:37:08.982
5 -	37.540	100.6	1:12.523	65.6	1:50.063 (1)	68.68		14:38:59.045
6 -	37.636	101.3	1:12.570	66.1	1:50.206 (2)	68.59	0.143	14:40:49.251
7 -	37.446	102.7	1:12.965	66.7	1:50.411	68.47	0.348	14:42:39.662
8 -	37.645	101.3	1:12.940	66.0	1:50.585	68.36	0.522	14:44:30.247
9 -	37.490	101.8	1:12.741	65.4	1:50.231 (3)	68.58	0.168	14:46:20.478
10 -	37.774	99.7	1:12.673	63.4	1:50.447	68.44	0.384	14:48:10.925
11 -	37.901	100.3	1:13.363	65.3	1:51.264	67.94	1.201	14:50:02.189

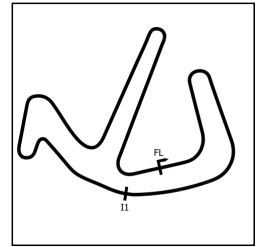
P18		53 R		Ethan CARNEY		Preptech UK		
IDEAL LAP TIME : 1:49.929		BEST LAP TIME : 1:49.929		DIFFERENCE : 0.000				
LAP	SECTOR 1		SECTOR 2		LAP TIME	MPH	DIFF	TIME OF DAY
1 -		101.0	1:12.682	65.2	1:59.280	63.38	9.351	14:31:35.153
2 -	38.530	101.6	1:14.250		1:52.780	67.03	2.851	14:33:27.933
3 -	37.583	101.6	1:12.980	63.6	1:50.563	68.37	0.634	14:35:18.496
4 -	37.511	101.0	1:12.418	64.5	1:49.929 (1)	68.77		14:37:08.425
5 -	37.604	100.3	1:12.598	64.9	1:50.202 (2)	68.60	0.273	14:38:58.627
6 -	37.684	100.7	1:12.518	65.0	1:50.202 (2)	68.60	0.273	14:40:48.829
7 -	37.681	101.2	1:12.772	65.1	1:50.453	68.44	0.524	14:42:39.282
8 -	37.655	100.1	1:12.872	65.4	1:50.527	68.39	0.598	14:44:29.809
9 -	37.603	101.6	1:13.608	65.7	1:51.211	67.97	1.282	14:46:21.020
10 -	37.575	101.3	1:12.745	65.1	1:50.320	68.52	0.391	14:48:11.340
11 -	37.608	101.9	1:13.613	64.7	1:51.221	67.97	1.292	14:50:02.561

P19		28 J		Harry MOSS		R Racing		
IDEAL LAP TIME : 1:50.327		BEST LAP TIME : 1:50.605		DIFFERENCE : 0.278				
LAP	SECTOR 1		SECTOR 2		LAP TIME	MPH	DIFF	TIME OF DAY
1 -		99.4	1:12.629	65.4	2:01.916	62.00	11.311	14:31:37.789
2 -	38.579	92.0	1:13.002	65.2	1:51.581	67.75	0.976	14:33:29.370
3 -	37.980	100.1	1:13.627	64.1	1:51.607	67.73	1.002	14:35:20.977
4 -	37.990	98.2	1:13.063	65.1	1:51.053	68.07	0.448	14:37:12.030
5 -	37.917	98.3	1:12.953	65.4	1:50.870 (2)	68.18	0.265	14:39:02.900
6 -	37.849	98.5	1:13.029	65.1	1:50.878 (3)	68.18	0.273	14:40:53.778
7 -	37.698	98.6	1:12.907	65.0	1:50.605 (1)	68.35		14:42:44.383
8 -	38.142	96.5	1:13.568		1:51.710	67.67	1.105	14:44:36.093
9 -	38.112	98.2	1:12.975	65.3	1:51.087	68.05	0.482	14:46:27.180
10 -	38.022	96.9	1:13.401	62.7	1:51.423	67.84	0.818	14:48:18.603
11 -	38.112	96.6	1:12.979	65.5	1:51.091	68.05	0.486	14:50:09.694

P20		23 J		Holly MIALL		Fox Motorsport		
IDEAL LAP TIME : 1:50.427		BEST LAP TIME : 1:51.286		DIFFERENCE : 0.859				
LAP	SECTOR 1		SECTOR 2		LAP TIME	MPH	DIFF	TIME OF DAY
1 -		101.6	1:13.121	65.0	2:01.560	62.19	10.274	14:31:37.433
2 -	37.406	100.9	1:14.102	65.0	1:51.508	67.79	0.222	14:33:28.941
3 -	40.486	98.6	1:13.021	64.5	1:53.507	66.60	2.221	14:35:22.448
4 -	37.775	102.2	1:13.511	64.5	1:51.286 (1)	67.93		14:37:13.734
5 -	37.793	100.7	1:13.944	64.3	1:51.737	67.65	0.451	14:39:05.471
6 -	38.926	98.8	1:14.293	64.9	1:53.219	66.77	1.933	14:40:58.690
7 -	37.764	100.1	1:13.567	64.5	1:51.331 (2)	67.90	0.045	14:42:50.021
8 -	37.869	100.4	1:13.628	64.7	1:51.497 (3)	67.80	0.211	14:44:41.518
9 -	38.028	99.5	1:14.103	64.4	1:52.131	67.42	0.845	14:46:33.649
10 -	38.203	98.1	1:13.853	65.3	1:52.056	67.46	0.770	14:48:25.705
11 -	37.951	98.5	1:13.620	64.5	1:51.571	67.75	0.285	14:50:17.276

2024 Ginetta Junior Championship

RACE 4 - ROUND 13 - SECTOR ANALYSIS



SECTOR 1 = FL to I1, SECTOR 2 = I1 to FL, DIFF = Difference To Personal Best Lap, P = Crossed Finish Line in Pit Lane, D = Time Disallowed

P21		4 R		James ELLIS (F)		MDD Racing			
IDEAL LAP TIME : 1:50.938		BEST LAP TIME : 1:50.977		DIFFERENCE : 0.039					
LAP	SECTOR 1		SECTOR 2		LAP TIME	MPH	DIFF	TIME OF DAY	
1 -		99.5	1:14.649	65.0	2:02.498	61.71	11.521	14:31:38.371	
2 -	37.808	97.6	1:14.577	64.2	1:52.385	67.26	1.408	14:33:30.756	
3 -	38.009	97.5	1:13.442	64.7	1:51.451	67.83	0.474	14:35:22.207	
4 -	37.943	99.5	1:14.188	65.0	1:52.131	67.42	1.154	14:37:14.338	
5 -	37.855	98.8	1:13.566	65.7	1:51.421	67.85	0.444	14:39:05.759	
6 -	38.473	97.8	1:13.507	64.4	1:51.980	67.51	1.003	14:40:57.739	
7 -	37.887	97.9	1:13.202	65.6	1:51.089 (2)	68.05	0.112	14:42:48.828	
8 -	37.926	96.9	1:13.170	63.8	1:51.096 (3)	68.04	0.119	14:44:39.924	
9 -	37.903	97.5	1:18.329	64.8	1:56.232	65.04	5.255	14:46:36.156	
10 -	37.768	97.9	1:13.209	63.9	1:50.977 (1)	68.12		14:48:27.133	
11 -	37.846	98.3	1:13.786	64.4	1:51.632	67.72	0.655	14:50:18.765	

P22		45 R		Jack ROBINSON (F)		Fox Motorsport			
IDEAL LAP TIME : 1:50.549		BEST LAP TIME : 1:51.273		DIFFERENCE : 0.724					
LAP	SECTOR 1		SECTOR 2		LAP TIME	MPH	DIFF	TIME OF DAY	
1 -		100.9	1:12.860	63.8	2:01.058	62.44	9.785	14:31:36.931	
2 -	37.689	100.4	1:14.022	64.2	1:51.711	67.67	0.438	14:33:28.642	
3 -	38.156	100.3	1:14.784	61.6	1:52.940	66.93	1.667	14:35:21.582	
4 -	37.968	100.1	1:13.305	63.7	1:51.273 (1)	67.94		14:37:12.855	
5 -	38.282	100.6	1:13.885	61.2	1:52.167	67.39	0.894	14:39:05.022	
6 -	47.929	68.9	1:15.146	62.7	2:03.075	61.42	11.802	14:41:08.097	
7 -	37.989	98.5	1:13.437	64.4	1:51.426 (2)	67.84	0.153	14:42:59.523	
8 -	37.830	98.8	1:13.664	63.3	1:51.494	67.80	0.221	14:44:51.017	
9 -	38.008	97.6	1:13.647	63.1	1:51.655	67.70	0.382	14:46:42.672	
10 -	38.106	97.9	1:13.900	63.9	1:52.006	67.49	0.733	14:48:34.678	
11 -	37.879	98.1	1:13.571	64.0	1:51.450 (3)	67.83	0.177	14:50:26.128	

P23		20 R		Ntiyiso MABUNDA (F)		Pace Performance			
IDEAL LAP TIME : 1:50.737		BEST LAP TIME : 1:50.873		DIFFERENCE : 0.136					
LAP	SECTOR 1		SECTOR 2		LAP TIME	MPH	DIFF	TIME OF DAY	
1 -		101.3	1:12.966	65.6	2:00.132	62.93	9.259	14:31:36.005	
2 -	37.976	101.6	1:14.510	63.7	1:52.486	67.20	1.613	14:33:28.491	
3 -	38.093	100.4	1:14.567	63.6	1:52.660	67.10	1.787	14:35:21.151	
4 -	38.014	100.4	1:13.182	64.8	1:51.196	67.98	0.323	14:37:12.347	
5 -	38.628	100.6	1:14.182	61.8	1:52.810	67.01	1.937	14:39:05.157	
6 -	38.916	97.3	1:14.133	65.0	1:53.049	66.87	2.176	14:40:58.206	
7 -	37.940	100.1	1:12.933	64.9	1:50.873 (1)	68.18		14:42:49.079	
8 -	38.208	99.1	1:12.981	64.6	1:51.189 (3)	67.99	0.316	14:44:40.268	
9 -	38.063	100.1	1:13.327	63.6	1:51.390	67.86	0.517	14:46:31.658	
10 -	38.332	98.1	1:12.797	64.4	1:51.129 (2)	68.02	0.256	14:48:22.787	
11 -	38.320	98.3	1:15.433		1:53.753	66.45	2.880	14:50:16.540	

P24		19 R		Mahlori MABUNDA (F)		Pace Performance			
IDEAL LAP TIME : 1:52.178		BEST LAP TIME : 1:52.461		DIFFERENCE : 0.283					
LAP	SECTOR 1		SECTOR 2		LAP TIME	MPH	DIFF	TIME OF DAY	
1 -		97.5	1:14.289	65.2	2:05.416	60.27	12.955	14:31:41.289	
2 -	38.234	97.5	1:14.283	65.1	1:52.517 (2)	67.18	0.056	14:33:33.806	
3 -	38.286	97.5	1:14.175	65.2	1:52.461 (1)	67.22		14:35:26.267	
4 -	38.378	96.6	1:14.407	64.9	1:52.785	67.03	0.324	14:37:19.052	
5 -	38.555	95.8	1:14.664	64.7	1:53.219	66.77	0.758	14:39:12.271	
6 -	38.707	96.4	1:14.685	64.0	1:53.392	66.67	0.931	14:41:05.663	
7 -	38.325	96.8	1:14.197	62.7	1:52.522 (3)	67.18	0.061	14:42:58.185	
8 -	38.514	96.6	1:14.652	64.8	1:53.166	66.80	0.705	14:44:51.351	
9 -	38.632	97.9	1:14.696	63.9	1:53.328	66.70	0.867	14:46:44.679	
10 -	38.513	97.3	1:14.167	64.6	1:52.680	67.09	0.219	14:48:37.359	
11 -	38.706	96.2	1:13.944	65.2	1:52.650	67.11	0.189	14:50:30.009	

2024 Ginetta Junior Championship

RACE 4 - ROUND 13 - BEST SECTORS

SECTOR 1			SECTOR 2			IDEAL / BEST COMPARISON						
POS	NO	NAME	TIME	NO	NAME	TIME	POS	NO	NAME	IDEAL	BEST	DIFF
									PERFECT LAP	1:47.824		
1	25	JEFF-HALL	36.946	25	JEFF-HALL	1:10.878	1	25	JEFF-HALL	1:47.824	1:48.275	0.451
2	17	SHOTTON	36.960	90	FERNANDEZ	1:11.580	2	90	FERNANDEZ	1:48.734	1:48.761	0.027
3	26	JOSLYN	37.140	26	JOSLYN	1:11.828	3	17	SHOTTON	1:48.862	1:49.161	0.299
4	90	FERNANDEZ	37.154	35	PHELPS	1:11.886	4	26	JOSLYN	1:48.968	1:49.317	0.349
5	75	CRONIN	37.160	17	SHOTTON	1:11.902	5	35	PHELPS	1:49.067	1:49.084	0.017
6	27	SLATER	37.170	67	SAETER	1:12.006	6	67	SAETER	1:49.209	1:49.209	0.000
7	35	PHELPS	37.181	50	HART	1:12.180	7	27	SLATER	1:49.353	1:49.381	0.028
8	43	CLARK	37.187	27	SLATER	1:12.183	8	75	CRONIN	1:49.458	1:49.729	0.271
9	67	SAETER	37.203	11	DAN	1:12.289	9	50	HART	1:49.498	1:49.510	0.012
10	11	DAN	37.316	75	CRONIN	1:12.298	10	43	CLARK	1:49.522	1:49.640	0.118
11	50	HART	37.318	31	LIVESEY	1:12.321	11	11	DAN	1:49.605	1:49.881	0.276
12	31	LIVESEY	37.323	74	DAVIES (F)	1:12.334	12	31	LIVESEY	1:49.644	1:49.682	0.038
13	7	ELLIS	37.373	43	CLARK	1:12.335	13	7	ELLIS	1:49.819	1:49.882	0.063
14	23	MIALL	37.406	70	PETERS (F)	1:12.399	14	74	DAVIES (F)	1:49.853	1:49.939	0.086
15	5	INGRAM HILL	37.446	53	CARNEY	1:12.418	15	70	PETERS (F)	1:49.870	1:49.876	0.006
16	70	PETERS (F)	37.471	7	ELLIS	1:12.446	16	53	CARNEY	1:49.929	1:49.929	0.000
17	18	BYRNE (F)	37.475	5	INGRAM HILL	1:12.523	17	5	INGRAM HILL	1:49.969	1:50.063	0.094
18	53	CARNEY	37.511	18	BYRNE (F)	1:12.544	18	18	BYRNE (F)	1:50.019	1:50.137	0.118
19	74	DAVIES (F)	37.519	28	MOSS	1:12.629	19	28	MOSS	1:50.327	1:50.605	0.278
20	45	ROBINSON (F)	37.689	20	MABUNDA (F)	1:12.797	20	23	MIALL	1:50.427	1:51.286	0.859
21	28	MOSS	37.698	45	ROBINSON (F)	1:12.860	21	45	ROBINSON (F)	1:50.549	1:51.273	0.724
22	4	ELLIS (F)	37.768	23	MIALL	1:13.021	22	20	MABUNDA (F)	1:50.737	1:50.873	0.136
23	20	MABUNDA (F)	37.940	4	ELLIS (F)	1:13.170	23	4	ELLIS (F)	1:50.938	1:50.977	0.039
24	19	MABUNDA (F)	38.234	19	MABUNDA (F)	1:13.944	24	19	MABUNDA (F)	1:52.178	1:52.461	0.283

2024 Ginetta Junior Championship
RACE 4 - ROUND 13 - BEST SPEEDS

INTERMEDIATE 1				FINISH LINE		
POS	NO	NAME	MPH	NO	NAME	MPH
1	50	HART	103.8	25	JEFF-HALL	67.8
2	43	CLARK	103.8	17	SHOTTON	67.2
3	35	PHELPS	103.0	43	CLARK	67.2
4	27	SLATER	103.0	35	PHELPS	66.9
5	18	BYRNE (F)	102.9	90	FERNANDEZ	66.9
6	67	SAETER	102.9	7	ELLIS	66.8
7	17	SHOTTON	102.7	26	JOSLYN	66.7
8	5	INGRAM HILL	102.7	27	SLATER	66.7
9	90	FERNANDEZ	102.6	5	INGRAM HILL	66.7
10	70	PETERS (F)	102.6	70	PETERS (F)	66.7
11	75	CRONIN	102.4	18	BYRNE (F)	66.6
12	26	JOSLYN	102.2	50	HART	66.5
13	23	MIALL	102.2	67	SAETER	66.5
14	7	ELLIS	102.1	11	DAN	66.4
15	31	LIVESEY	101.9	31	LIVESEY	66.1
16	53	CARNEY	101.9	75	CRONIN	66.0
17	11	DAN	101.8	4	ELLIS (F)	65.7
18	20	MABUNDA (F)	101.6	53	CARNEY	65.7
19	74	DAVIES (F)	101.3	20	MABUNDA (F)	65.6
20	45	ROBINSON (F)	100.9	28	MOSS	65.5
21	25	JEFF-HALL	100.4	74	DAVIES (F)	65.4
22	28	MOSS	100.1	23	MIALL	65.3
23	4	ELLIS (F)	99.5	19	MABUNDA (F)	65.2
24	19	MABUNDA (F)	97.9	45	ROBINSON (F)	64.4

2024 Ginetta Junior Championship

RACE 4 - ROUND 13 - STATISTICS

Competitors Started 24
Planned Start 2024-06-30 @ 14:10:00.000
Actual Start 2024-06-30 @ 14:29:35.872
Finish Time 2024-06-30 @ 14:49:36.114
Track Length 2.1000mi.
Total Laps 264
Total Distance Covered 554.4000mi.

Session Fastest Lap History

NO	CL	NAME	LAP TIME	TIME OF DAY	LAP	VEHICLE
25	ROOKIE	Ethan JEFF-HALL	1:52.220	14:31:28.133	1	R Racing
25	ROOKIE	Ethan JEFF-HALL	1:48.275	14:33:16.408	2	R Racing

Session Leader History

NO	CL	NAME	FROM LAP	LAPS LED	DISTANCE	VEHICLE
25	ROOKIE	Ethan JEFF-HALL	1	11	23.10 miles	R Racing

Flag History

TYPE	TIME OF DAY
GREEN	14:29:35.872
FINISH	14:49:36.114

Flag Statistics

TYPE	COUNT	TOTAL LAPS	TOTAL TIME
Green	1	11	21:12.285
Red	0	0	0.000
Safety Car	0	0	0.000
FCY	0	0	0.000

2024 Ginetta Junior Championship

RACE 4 - ROUND 13 - STATISTICS

CLASS : JUNIOR

6 Starters

Fastest Lap History

NO	NAME	LAP TIME	TIME OF DAY	LAP	VEHICLE
90	Chase FERNANDEZ	1:53.145	14:31:29.066	1	R Racing
90	Chase FERNANDEZ	1:48.761	14:33:17.827	2	R Racing

Leader History

NO	NAME	FROM LAP	LAPS LED	DISTANCE	VEHICLE
90	Chase FERNANDEZ	1	11	23.10 miles	R Racing

2024 Ginetta Junior Championship

RACE 4 - ROUND 13 - STATISTICS

CLASS : ROOKIE

18 Starters

Fastest Lap History

NO	NAME	LAP TIME	TIME OF DAY	LAP	VEHICLE
25	Ethan JEFF-HALL	1:52.220	14:31:28.133	1	R Racing
25	Ethan JEFF-HALL	1:48.275	14:33:16.408	2	R Racing

Leader History

NO	NAME	FROM LAP	LAPS LED	DISTANCE	VEHICLE
25	Ethan JEFF-HALL	1	11	23.10 miles	R Racing