



GINETTA
JUNIOR CHAMPIONSHIP

2024 GINETTA JUNIOR CHAMPIONSHIP

brscc
DRIVEN BY RACING

Rounds 14, 15 & 16

Snetterton 300

13th / 14th July 2024



Timing & Results Provided by Timing Solutions Ltd

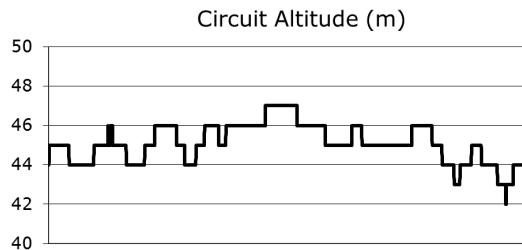
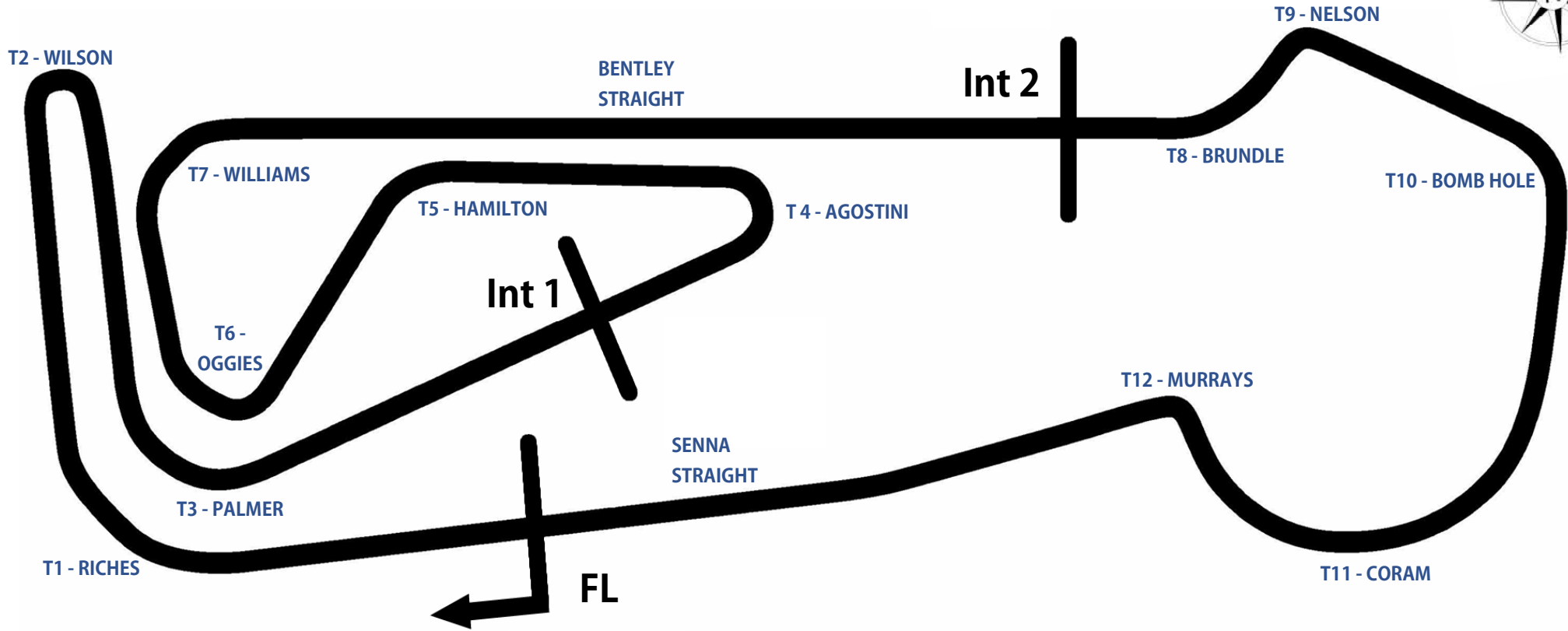
www.tsl-timing.com



Snetterton

Snetterton 300 Circuit

Norwich, Norfolk, UK



Length	2.9689 miles 4.778 km 4778.0 m		
FL		52.46340 N	0.94476 E
Int 1	1545m	52.46487 N	0.94466 E
Int 2	3198m	52.46617 N	0.94964 E
Pit Entry	4572m	52.46364 N	0.94774 E
Pit Exit	40m after FL	52.46338 N	0.94420 E
Pit Entry - Pit Exit	246m, 22.1s @ 40kph, 14.7s @ 60kph		

Results & Live Timing available at – www.tsl-timing.com

Updated - 28/06/2024 15:50

2024 Ginetta Junior Championship

QUALIFYING - RACE 2 - CLASSIFICATION - AMENDED

POS	NO	CL	PIC	NAME	NAT	ENTRY	TIME	ON	LAPS	GAP	DIFF	MPH
1	27	R	1	Alfie SLATER	GBR	R Racing	2:20.963	2	4			75.82
2	90	J	1	Chase FERNANDEZ	GBR	R Racing	2:21.009	2	4	0.046	0.046	75.79
3	25*	R	2	Ethan JEFF-HALL	GBR	R Racing	2:21.589	2	4	0.626	0.580	75.48
4	26*	J	2	Henry JOSLYN	GBR	Preptech UK	2:21.641	2	4	0.678	0.052	75.45
5	50	J	3	Charlie HART	GBR	Elite Motorsport	2:21.769	3	4	0.806	0.128	75.39
6	67	R	3	Marcus SAETER	NOR	R Racing	2:21.952	2	4	0.989	0.183	75.29
7	75*	R	4	Colin CRONIN	IRL	Fox Motorsport	2:22.409	2	4	1.446	0.457	75.05
8	18*	R	5	Torrin BYRNE (F)	GBR	Pace Performance	2:22.760	2	4	1.797	0.351	74.86
9	5*	R	6	Tom INGRAM HILL	GBR	R Racing	2:22.850	2	4	1.887	0.090	74.82
10	35*	R	7	Isaac PHELPS	GBR	Elite Motorsport	2:23.137	3	4	2.174	0.287	74.67
11	70*	R	8	Jude PETERS (F)	GBR	E3 Sport	2:23.345	2	4	2.382	0.208	74.56
12	53	R	9	Ethan CARNEY	USA	Preptech UK	2:23.372	2	4	2.409	0.027	74.54
13	43	R	10	Archie CLARK	GBR	Elite Motorsport	2:23.477	2	4	2.514	0.105	74.49
14	7	R	11	Nickolas ELLIS	IMN	Elite Motorsport	2:23.546	2	4	2.583	0.069	74.45
15	74	R	12	Alfie DAVIES (F)	GBR	Preptech UK	2:23.602	2	4	2.639	0.056	74.42
16	11*	R	13	Ruben DAN	AUS	Elite Motorsport	2:23.786	4	4	2.823	0.184	74.33
17	28	J	4	Harry MOSS	GBR	R Racing	2:23.937	2	4	2.974	0.151	74.25
18	4	R	14	James ELLIS (F)	GBR	MDD Racing	2:24.168	2	4	3.205	0.231	74.13
19	31	J	5	Felix LIVESEY	GBR	MDD Racing	2:24.245	2	4	3.282	0.077	74.09
20	45*	R	15	Jack ROBINSON (F)	GBR	Fox Motorsport	2:25.267	3	3	4.304	1.022	73.57
21	23*	J	6	Holly MIALL	GBR	Fox Motorsport	2:25.486	2	4	4.523	0.219	73.46
22	19*	R	16	Mahlori MABUNDA (F)	ZAF	Pace Performance	2:27.034	2	4	6.071	1.548	72.69
23	17*	R	17	James SHOTTON	GBR	Fox Motorsport			4			
24	20*	R	18	Ntiyiso MABUNDA (F)	ZAF	Pace Performance			4			

Comments:

No. 5, 11, 18, 19, 23, 25, 26, 35, 45, 75 - 1 Lap time disallowed; exceeding track limits.

No. 70 - 2 Lap times disallowed; exceeding track limits.

No. 17, 20 - 3 Lap times disallowed; exceeding track limits.

Weather / Track : Overcast / Dry

Date: 13/07/2024 Start: 10:39 Finish: 10:54

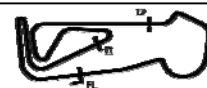
These results are provisional until the conclusion of any judicial and technical matters.

Snetterton 300: 2.9689 miles

Clerk Of Course: Paul Levitt

Stewards:

Timekeeper: Gethin Rees



Results can be found at www.tsl-timing.com

Printed - 11:58 Saturday, 13 July 2024

2024 Ginetta Junior Championship

QUALIFYING - RACE 7 - 2ND FASTEST CLASSIFICATION - AMENDED

POS	NO	CL	PIC	NAME	NAT	ENTRY	TIME	ON	LAPS	GAP	DIFF	MPH
1	90	J	1	Chase FERNANDEZ	GBR	R Racing	2:21.399	3	4			75.58
2	26*	J	2	Henry JOSLYN	GBR	Preptech UK	2:21.850	4	4	0.451	0.451	75.34
3	50	J	3	Charlie HART	GBR	Elite Motorsport	2:21.896	2	4	0.497	0.046	75.32
4	27	R	1	Alfie SLATER	GBR	R Racing	2:22.196	3	4	0.797	0.300	75.16
5	25*	R	2	Ethan JEFF-HALL	GBR	R Racing	2:22.334	3	4	0.935	0.138	75.09
6	75*	R	3	Colin CRONIN	IRL	Fox Motorsport	2:22.423	3	4	1.024	0.089	75.04
7	67	R	4	Marcus SAETER	NOR	R Racing	2:22.670	3	4	1.271	0.247	74.91
8	5*	R	5	Tom INGRAM HILL	GBR	R Racing	2:23.325	3	4	1.926	0.655	74.57
9	35*	R	6	Isaac PHELPS	GBR	Elite Motorsport	2:23.376	4	4	1.977	0.051	74.54
10	53	R	7	Ethan CARNEY	USA	Preptech UK	2:23.389	3	4	1.990	0.013	74.53
11	43	R	8	Archie CLARK	GBR	Elite Motorsport	2:23.581	3	4	2.182	0.192	74.43
12	7	R	9	Nickolas ELLIS	IMN	Elite Motorsport	2:23.668	4	4	2.269	0.087	74.39
13	18*	R	10	Torrin BYRNE (F)	GBR	Pace Performance	2:23.741	3	4	2.342	0.073	74.35
14	11*	R	11	Ruben DAN	AUS	Elite Motorsport	2:23.984	3	4	2.585	0.243	74.23
15	74	R	12	Alfie DAVIES (F)	GBR	Preptech UK	2:24.181	3	4	2.782	0.197	74.12
16	28	J	4	Harry MOSS	GBR	R Racing	2:24.535	4	4	3.136	0.354	73.94
17	31	J	5	Felix LIVESEY	GBR	MDD Racing	2:24.727	4	4	3.328	0.192	73.84
18	4	R	13	James ELLIS (F)	GBR	MDD Racing	2:25.131	4	4	3.732	0.404	73.64
19	23*	J	6	Holly MIALL	GBR	Fox Motorsport	2:25.566	3	4	4.167	0.435	73.42
20	19*	R	14	Mahlori MABUNDA (F)	ZAF	Pace Performance	2:32.288	3	4	10.889	6.722	70.18
21	45*	R	15	Jack ROBINSON (F)	GBR	Fox Motorsport			3			
22	17*	R	16	James SHOTTON	GBR	Fox Motorsport			4			
23	70*	R	17	Jude PETERS (F)	GBR	E3 Sport			4			
24	20*	R	18	Ntiyiso MABUNDA (F)	ZAF	Pace Performance			4			

Comments:

No. 5, 11, 18, 19, 23, 25, 26, 35, 45, 75 - 1 Lap time disallowed; exceeding track limits.

No. 70 - 2 Lap times disallowed; exceeding track limits.

No. 17, 20 - 3 Lap times disallowed; exceeding track limits.

Weather / Track : Overcast / Dry

Date: 13/07/2024 Start: 10:39 Finish: 10:54

These results are provisional until the conclusion of any judicial and technical matters.

Snetterton 300: 2.9689 miles

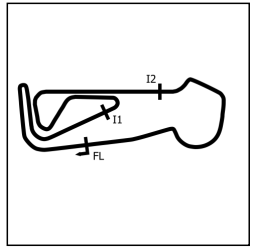
Clerk Of Course: Paul Levitt	Stewards:	Timekeeper: Gethin Rees	
------------------------------	-----------	-------------------------	--

Results can be found at www.tsl-timing.com

Printed - 11:59 Saturday, 13 July 2024

2024 Ginetta Junior Championship

QUALIFYING - RACES 2 & 7 - SECTOR ANALYSIS



SECTOR 1 = FL to I1, SECTOR 2 = I1 to I2, SECTOR 3 = I2 to FL, DIFF = Difference To Personal Best Lap, P = Crossed Finish Line in Pit Lane, D = Time Disallowed

P1		27 R		Alfie SLATER			R Racing					
IDEAL LAP TIME		2:20.963		BEST LAP TIME			2:20.963		DIFFERENCE			0.000
LAP	SECTOR 1	SECTOR 2		SECTOR 3		LAP TIME	MPH	DIFF	TIME OF DAY			
1 -	OUTLAP	93.4	50.748	107.7	47.024	95.8	2:26.810	72.80	5.847	10:42:13.921		
2 -	44.422	94.1	50.286	107.2	46.255	95.1	2:20.963 (1)	75.82		10:44:34.884		
3 -	44.756	93.9	50.805	106.6	46.635	94.5	2:22.196 (2)	75.16	1.233	10:46:57.080		
4 -	45.010	93.0	51.159	106.5	46.792	94.3	2:22.961 (3)	74.76	1.998	10:49:20.041		

P2		90 J		Chase FERNANDEZ			R Racing					
IDEAL LAP TIME		2:20.959		BEST LAP TIME			2:21.009		DIFFERENCE			0.050
LAP	SECTOR 1	SECTOR 2		SECTOR 3		LAP TIME	MPH	DIFF	TIME OF DAY			
1 -	OUTLAP	93.2	50.383	107.2	46.363	95.3	2:24.824	73.80	3.815	10:41:51.462		
2 -	44.483	94.2	50.294	108.2	46.232	95.5	2:21.009 (1)	75.79		10:44:12.471		
3 -	44.433	93.9	50.516	108.0	46.450	94.9	2:21.399 (2)	75.58	0.390	10:46:33.870		
4 -	44.832	93.7	50.699	108.0	46.436	95.7	2:21.967 (3)	75.28	0.958	10:48:55.837		

P3		25 R		Ethan JEFF-HALL			R Racing					
IDEAL LAP TIME		2:21.589		BEST LAP TIME			2:21.589		DIFFERENCE			0.000
LAP	SECTOR 1	SECTOR 2		SECTOR 3		LAP TIME	MPH	DIFF	TIME OF DAY			
1 -	OUTLAP	93.0	50.344	107.3	47.200	95.0	2:26.623	72.89	5.034	10:41:47.119		
2 -	44.675	94.1	50.276	106.6	46.638	94.5	2:21.589 (1)	75.48		10:44:08.708		
3 -	44.803	93.8	50.629	107.0	46.902	94.5	2:22.334 (2)	75.09	0.745	10:46:31.042		
4 -	45.105	93.0	50.663	107.2	46.897	95.7	2:22.665 (3)	74.91	1.076	10:48:53.707		

P4		26 J		Henry JOSLYN			Preptech UK					
IDEAL LAP TIME		2:21.241		BEST LAP TIME			2:21.641		DIFFERENCE			0.400
LAP	SECTOR 1	SECTOR 2		SECTOR 3		LAP TIME	MPH	DIFF	TIME OF DAY			
1 -	OUTLAP	92.5	51.153	106.3	46.600	95.0	2:26.313	73.04	4.672	10:42:07.909		
2 -	44.867	92.8	50.241	106.3	46.533	94.7	2:21.641 (1)	75.45		10:44:29.550		
3 -	44.603	93.3	50.529	106.6	46.397	94.9	2:21.529 D	75.51		10:46:51.079		
4 -	44.813	93.2	50.564	108.5	46.473	96.6	2:21.850 (2)	75.34	0.209	10:49:12.929		

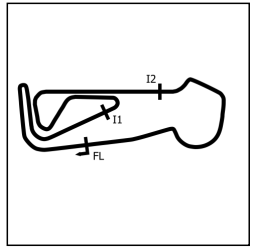
P5		50 J		Charlie HART			Elite Motorsport					
IDEAL LAP TIME		2:21.511		BEST LAP TIME			2:21.769		DIFFERENCE			0.258
LAP	SECTOR 1	SECTOR 2		SECTOR 3		LAP TIME	MPH	DIFF	TIME OF DAY			
1 -	OUTLAP	90.5	50.460	105.5	46.530	94.2	2:26.259	73.07	4.490	10:42:18.443		
2 -	44.812	91.8	50.654	106.0	46.430	94.5	2:21.896 (2)	75.32	0.127	10:44:40.339		
3 -	44.621	93.0	50.656	107.0	46.492	94.5	2:21.769 (1)	75.39		10:47:02.108		
4 -	44.907	92.8	50.761	107.2	46.591	94.6	2:22.259 (3)	75.13	0.490	10:49:24.367		

P6		67 R		Marcus SAETER			R Racing					
IDEAL LAP TIME		2:21.663		BEST LAP TIME			2:21.952		DIFFERENCE			0.289
LAP	SECTOR 1	SECTOR 2		SECTOR 3		LAP TIME	MPH	DIFF	TIME OF DAY			
1 -	OUTLAP	93.0	50.383	106.8	46.606	94.7	2:25.156	73.63	3.204	10:41:57.086		
2 -	44.674	93.8	50.520	107.2	46.758	94.3	2:21.952 (1)	75.29		10:44:19.038		
3 -	44.803	93.5	50.867	106.8	47.000	93.7	2:22.670 (2)	74.91	0.718	10:46:41.708		
4 -	44.971	93.0	51.223	107.2	46.812	94.1	2:23.006 (3)	74.73	1.054	10:49:04.714		

P7		75 R		Colin CRONIN			Fox Motorsport					
IDEAL LAP TIME		2:21.874		BEST LAP TIME			2:22.409		DIFFERENCE			0.535
LAP	SECTOR 1	SECTOR 2		SECTOR 3		LAP TIME	MPH	DIFF	TIME OF DAY			
1 -	OUTLAP	92.0	50.620	106.5	46.520	94.7	2:26.347	73.03	3.938	10:42:28.745		
2 -	44.765	93.5	50.609	106.6	47.035	95.0	2:22.409 (1)	75.05		10:44:51.154		
3 -	44.881	93.3	50.935	106.6	46.607	94.6	2:22.423 (2)	75.04	0.014	10:47:13.577		
4 -	44.895	92.9	50.589	107.5	46.949	95.3	2:22.433 (3)	75.03	0.024	10:49:36.010		

2024 Ginetta Junior Championship

QUALIFYING - RACES 2 & 7 - SECTOR ANALYSIS



SECTOR 1 = FL to I1, SECTOR 2 = I1 to I2, SECTOR 3 = I2 to FL, DIFF = Difference To Personal Best Lap, P = Crossed Finish Line in Pit Lane, D = Time Disallowed

P8		18 R		Torri BYRNE (F)			Pace Performance			
IDEAL LAP TIME : 2:22.589		BEST LAP TIME : 2:22.760			DIFFERENCE : 0.171					
LAP	SECTOR 1	SECTOR 2		SECTOR 3		LAP TIME	MPH	DIFF	TIME OF DAY	
1 -	OUTLAP	91.9	50.422	106.6	55.554	94.9	2:35.171	68.87	12.411	10:43:03.303
2 -	45.110	92.8	50.574	107.0	47.076	94.9	2:22.760 (1)	74.86		10:45:26.063
3 -	45.091	93.0	50.999	107.3	47.651	94.7	2:23.741 (2)	74.35	0.981	10:47:49.804
4 -	45.311	93.0	50.702	107.7	47.320	95.5	2:23.333 D	74.56	0.573	10:50:13.137

P9		5 R		Tom INGRAM HILL			R Racing			
IDEAL LAP TIME : 2:22.825		BEST LAP TIME : 2:22.850			DIFFERENCE : 0.025					
LAP	SECTOR 1	SECTOR 2		SECTOR 3		LAP TIME	MPH	DIFF	TIME OF DAY	
1 -	OUTLAP	92.1	50.819	106.3	47.027	94.7	2:26.674	72.86	3.824	10:43:21.020
2 -	45.132	93.7	50.844	106.8	46.874	95.0	2:22.850 (1)	74.82		10:45:43.870
3 -	45.371	93.7	50.996	108.2	46.958	95.7	2:23.325 (2)	74.57	0.475	10:48:07.195
4 -	45.451	92.5	51.359	107.3	47.067	95.1	2:23.877 D	74.28	1.027	10:50:31.072

P10		35 R		Isaac PHELPS			Elite Motorsport			
IDEAL LAP TIME : 2:22.424		BEST LAP TIME : 2:23.137			DIFFERENCE : 0.713					
LAP	SECTOR 1	SECTOR 2		SECTOR 3		LAP TIME	MPH	DIFF	TIME OF DAY	
1 -	OUTLAP	92.9	50.970	106.0	46.795	94.2	2:26.545	72.93	3.408	10:42:03.755
2 -	44.837	93.2	50.792	106.1	46.861	93.8	2:22.490 D	75.00		10:44:26.245
3 -	45.009	93.5	51.142	106.0	46.986	93.9	2:23.137 (1)	74.67		10:46:49.382
4 -	45.205	93.3	51.151	107.2	47.020	96.2	2:23.376 (2)	74.54	0.239	10:49:12.758

P11		70 R		Jude PETERS (F)			E3 Sport			
IDEAL LAP TIME : 2:23.063		BEST LAP TIME : 2:23.345			DIFFERENCE : 0.282					
LAP	SECTOR 1	SECTOR 2		SECTOR 3		LAP TIME	MPH	DIFF	TIME OF DAY	
1 -	OUTLAP	92.0	50.762	106.0	47.313	93.5	2:26.556	72.92	3.211	10:42:44.356
2 -	45.256	92.6	50.868	104.8	47.221	93.4	2:23.345 (1)	74.56		10:45:07.701
3 -	45.291	92.1	51.488	105.1	47.252	93.2	2:24.034 D	74.20	0.686	10:47:31.732
4 -	45.259	92.4	51.011	105.6	47.045	93.5	2:23.345 D	74.57		10:49:55.047

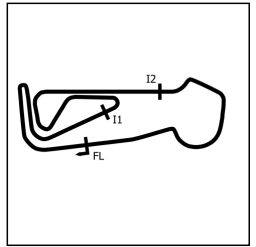
P12		53 R		Ethan CARNEY			Preptech UK			
IDEAL LAP TIME : 2:22.935		BEST LAP TIME : 2:23.372			DIFFERENCE : 0.437					
LAP	SECTOR 1	SECTOR 2		SECTOR 3		LAP TIME	MPH	DIFF	TIME OF DAY	
1 -	OUTLAP	91.4	50.732	106.1	47.309	94.1	2:27.788	72.32	4.416	10:43:01.181
2 -	45.391	92.5	50.598	106.5	47.383	93.5	2:23.372 (1)	74.54		10:45:24.553
3 -	45.242	92.4	50.977	106.3	47.170	93.2	2:23.389 (2)	74.53	0.017	10:47:47.942
4 -	45.589	92.3	50.904	106.8	47.095	94.2	2:23.588 (3)	74.43	0.216	10:50:11.530

P13		43 R		Archie CLARK			Elite Motorsport			
IDEAL LAP TIME : 2:22.854		BEST LAP TIME : 2:23.477			DIFFERENCE : 0.623					
LAP	SECTOR 1	SECTOR 2		SECTOR 3		LAP TIME	MPH	DIFF	TIME OF DAY	
1 -	OUTLAP	92.6	50.727	105.8	46.831	94.1	2:26.515	72.94	3.038	10:42:23.890
2 -	45.475	92.6	50.952	105.6	47.050	93.8	2:23.477 (1)	74.49		10:44:47.367
3 -	45.296	92.5	50.987	106.0	47.298	93.5	2:23.581 (2)	74.43	0.104	10:47:10.948
4 -	45.356	92.0	51.144	106.3	47.197	94.1	2:23.697 (3)	74.37	0.220	10:49:34.645

P14		7 R		Nickolas ELLIS			Elite Motorsport			
IDEAL LAP TIME : 2:23.123		BEST LAP TIME : 2:23.546			DIFFERENCE : 0.423					
LAP	SECTOR 1	SECTOR 2		SECTOR 3		LAP TIME	MPH	DIFF	TIME OF DAY	
1 -	OUTLAP	91.8	51.143	105.8	47.092	94.7	2:27.395	72.51	3.849	10:43:16.816
2 -	44.888	93.2	51.480	106.8	47.178	94.5	2:23.546 (1)	74.45		10:45:40.362
3 -	45.468	92.4	51.455	105.5	47.329	93.8	2:24.252 (3)	74.09	0.706	10:48:04.614
4 -	45.240	92.9	51.145	106.3	47.283	94.2	2:23.668 (2)	74.39	0.122	10:50:28.282

2024 Ginetta Junior Championship

QUALIFYING - RACES 2 & 7 - SECTOR ANALYSIS



SECTOR 1 = FL to I1, SECTOR 2 = I1 to I2, SECTOR 3 = I2 to FL, DIFF = Difference To Personal Best Lap, P = Crossed Finish Line in Pit Lane, D = Time Disallowed

P15		74 R		Alfie DAVIES (F)			Preptech UK				
IDEAL LAP TIME : 2:23.339		BEST LAP TIME : 2:23.602			DIFFERENCE : 0.263						
LAP	SECTOR 1	SECTOR 2		SECTOR 3		LAP TIME	MPH	DIFF	TIME OF DAY		
1 -	OUTLAP	91.4	51.118	105.5	47.508	93.9	2:28.261	72.08	4.659	10:43:06.481	
2 -	45.067	93.0	51.381	106.1	47.154	93.8	2:23.602 (1)	74.42		10:45:30.083	
3 -	45.553	92.1	51.243	105.5	47.385	92.8	2:24.181 (2)	74.12	0.579	10:47:54.264	
4 -	45.576	92.1	51.337	105.8	47.615	93.2	2:24.528 (3)	73.95	0.926	10:50:18.792	

P16		11 R		Ruben DAN			Elite Motorsport				
IDEAL LAP TIME : 2:22.896		BEST LAP TIME : 2:23.786			DIFFERENCE : 0.890						
LAP	SECTOR 1	SECTOR 2		SECTOR 3		LAP TIME	MPH	DIFF	TIME OF DAY		
1 -	OUTLAP	91.1	51.016	104.8	47.000	93.7	2:27.338	72.54	3.552	10:42:40.163	
2 -	44.919	92.5	51.101	104.6	46.961	93.7	2:22.984 D	74.75		10:45:03.144	
3 -	45.221	92.4	51.393	105.1	47.370	93.3	2:23.984 (2)	74.23	0.198	10:47:27.128	
4 -	45.119	92.3	51.185	105.6	47.482	94.1	2:23.786 (1)	74.33		10:49:50.914	

P17		28 J		Harry MOSS			R Racing				
IDEAL LAP TIME : 2:23.937		BEST LAP TIME : 2:23.937			DIFFERENCE : 0.000						
LAP	SECTOR 1	SECTOR 2		SECTOR 3		LAP TIME	MPH	DIFF	TIME OF DAY		
1 -	OUTLAP	87.6	52.432	98.5	47.523	93.5	2:29.445	71.51	5.508	10:43:39.215	
2 -	45.516	92.4	51.331	106.1	47.090	93.4	2:23.937 (1)	74.25		10:46:03.152	
3 -	45.675	91.6	51.941	104.8	47.366	93.5	2:24.982 (3)	73.72	1.045	10:48:28.134	
4 -	45.656	91.9	51.645	105.3	47.234	93.4	2:24.535 (2)	73.94	0.598	10:50:52.669	

P18		4 R		James ELLIS (F)			MDD Racing				
IDEAL LAP TIME : 2:24.103		BEST LAP TIME : 2:24.168			DIFFERENCE : 0.065						
LAP	SECTOR 1	SECTOR 2		SECTOR 3		LAP TIME	MPH	DIFF	TIME OF DAY		
1 -	OUTLAP	91.0	51.974	103.5	47.607	92.5	2:29.140	71.66	4.972	10:43:28.561	
2 -	45.191	91.8	51.548	104.2	47.429	91.4	2:24.168 (1)	74.13		10:45:52.729	
3 -	45.769	91.0	51.699	104.0	47.672	91.9	2:25.140 (3)	73.63	0.972	10:48:17.869	
4 -	45.767	91.8	51.483	105.1	47.881	92.5	2:25.131 (2)	73.64	0.963	10:50:43.000	

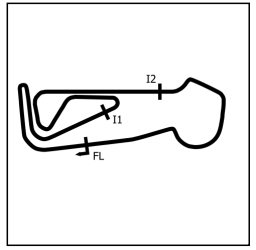
P19		31 J		Felix LIVESEY			MDD Racing				
IDEAL LAP TIME : 2:24.048		BEST LAP TIME : 2:24.245			DIFFERENCE : 0.197						
LAP	SECTOR 1	SECTOR 2		SECTOR 3		LAP TIME	MPH	DIFF	TIME OF DAY		
1 -	OUTLAP	91.4	51.712	105.6	48.241	93.2	2:30.366	71.08	6.121	10:42:53.337	
2 -	45.219	92.6	51.183	105.3	47.843	93.2	2:24.245 (1)	74.09		10:45:17.582	
3 -	45.623	91.9	51.615	105.3	47.646	92.8	2:24.884 (3)	73.76	0.639	10:47:42.466	
4 -	45.477	91.9	51.414	105.3	47.836	93.2	2:24.727 (2)	73.84	0.482	10:50:07.193	

P20		23 J		Holly MIALL			Fox Motorsport				
IDEAL LAP TIME : 2:25.079		BEST LAP TIME : 2:25.486			DIFFERENCE : 0.407						
LAP	SECTOR 1	SECTOR 2		SECTOR 3		LAP TIME	MPH	DIFF	TIME OF DAY		
1 -	OUTLAP	91.3	51.965	105.3	48.035	93.0	2:29.885	71.30	4.399	10:43:44.434	
2 -	45.732	92.3	52.089	106.1	47.665	93.5	2:25.486 (1)	73.46		10:46:09.920	
3 -	45.884	92.3	51.963	106.3	47.719	93.8	2:25.566 (2)	73.42	0.080	10:48:35.486	
4 -	45.669	92.1	51.745	106.6	48.291	93.5	2:25.705 D	73.35	0.219	10:51:01.191	

P21		19 R		Mahlori MABUNDA (F)			Pace Performance				
IDEAL LAP TIME : 2:27.034		BEST LAP TIME : 2:27.034			DIFFERENCE : 0.000						
LAP	SECTOR 1	SECTOR 2		SECTOR 3		LAP TIME	MPH	DIFF	TIME OF DAY		
1 -	OUTLAP	86.7	54.076	101.9	49.145	90.6	2:35.915	68.55	8.881	10:43:52.382	
2 -	46.396	91.0	52.325	103.7	48.313	90.3	2:27.034 (1)	72.69		10:46:19.416	
3 -	46.873	90.1	56.199	101.9	49.216	90.3	2:32.288 (2)	70.18	5.254	10:48:51.704	
4 -	46.730	90.1	52.531	103.7	49.310	90.9	2:28.574 D	71.93	1.537	10:51:20.275	

2024 Ginetta Junior Championship

QUALIFYING - RACES 2 & 7 - SECTOR ANALYSIS



SECTOR 1 = FL to I1, SECTOR 2 = I1 to I2, SECTOR 3 = I2 to FL, DIFF = Difference To Personal Best Lap, P = Crossed Finish Line in Pit Lane, D = Time Disallowed

P22 45 R		Jack ROBINSON (F)			Fox Motorsport				
IDEAL LAP TIME : 2:24.702		BEST LAP TIME :			DIFFERENCE :				
LAP	SECTOR 1	SECTOR 2		SECTOR 3		LAP TIME	MPH	DIFF	TIME OF DAY
1 -	OUTLAP	90.5	51.556	104.8	47.566	92.6	2:29.391	71.54	10:43:34.072
2 -	45.580	91.6	51.839	104.6	48.188	91.6	2:25.607 D	73.40	10:45:59.679
3 -	45.950	91.5	51.610	105.0	47.707	92.8	2:25.267 D	73.57	10:48:24.946

P23 17 R		James SHOTTON			Fox Motorsport				
IDEAL LAP TIME : 2:21.837		BEST LAP TIME :			DIFFERENCE :				
LAP	SECTOR 1	SECTOR 2		SECTOR 3		LAP TIME	MPH	DIFF	TIME OF DAY
1 -	OUTLAP	91.8	50.255	106.1	46.808	94.6	2:26.020	73.19	10:42:34.000
2 -	45.880	91.3	50.682	106.3	46.601	94.6	2:23.163 D	74.65	10:44:57.163
3 -	45.253	91.3	50.834	106.3	46.736	93.9	2:22.823 D	74.83	10:47:19.986
4 -	45.062	92.5	50.735	106.3	46.897	94.2	2:22.694 D	74.90	10:49:42.680

P24 20 R		Ntiyiso MABUNDA (F)			Pace Performance				
IDEAL LAP TIME : 2:24.534		BEST LAP TIME :			DIFFERENCE :				
LAP	SECTOR 1	SECTOR 2		SECTOR 3		LAP TIME	MPH	DIFF	TIME OF DAY
1 -	OUTLAP	89.9	51.243	105.6	47.578	93.0	2:29.597	71.44	10:43:14.395
2 -	45.964	91.4	51.307	105.5	47.327	93.7	2:24.598 D	73.91	10:45:38.993
3 -	47.703	92.0	51.968	106.6	47.479	94.3	2:27.150 D	72.63	10:48:06.143
4 -	46.541	90.8	52.072	107.5	47.857	94.3	2:26.470 D	72.97	10:50:32.613

2024 Ginetta Junior Championship

QUALIFYING - RACES 2 & 7 - BEST SECTORS

SECTOR 1			SECTOR 2			SECTOR 3			IDEAL / BEST COMPARISON						
POS	NO	NAME	TIME	NO	NAME	TIME	NO	NAME	TIME	POS	NO	NAME	IDEAL	BEST	DIFF
													PERFECT LAP	2:20.895	
1	27	SLATER	44.422	26	JOSLYN	50.241	90	FERNANDEZ	46.232	1	90	FERNANDEZ	2:20.959	2:21.009	0.050
2	90	FERNANDEZ	44.433	17	SHOTTON	50.255	27	SLATER	46.255	2	27	SLATER	2:20.963	2:20.963	0.000
3	26	JOSLYN	44.603	25	JEFF-HALL	50.276	26	JOSLYN	46.397	3	26	JOSLYN	2:21.241	2:21.641	0.400
4	50	HART	44.621	27	SLATER	50.286	50	HART	46.430	4	50	HART	2:21.511	2:21.769	0.258
5	67	SAETER	44.674	90	FERNANDEZ	50.294	75	CRONIN	46.520	5	25	JEFF-HALL	2:21.589	2:21.589	0.000
6	25	JEFF-HALL	44.675	67	SAETER	50.383	17	SHOTTON	46.601	6	67	SAETER	2:21.663	2:21.952	0.289
7	75	CRONIN	44.765	18	BYRNE (F)	50.422	67	SAETER	46.606	7	17	SHOTTON	2:21.837		
8	35	PHELPS	44.837	50	HART	50.460	25	JEFF-HALL	46.638	8	75	CRONIN	2:21.874	2:22.409	0.535
9	7	ELLIS	44.888	75	CRONIN	50.589	35	PHELPS	46.795	9	35	PHELPS	2:22.424	2:23.137	0.713
10	11	DAN	44.919	53	CARNEY	50.598	43	CLARK	46.831	10	18	BYRNE (F)	2:22.589	2:22.760	0.171
11	17	SHOTTON	44.981	43	CLARK	50.727	5	INGRAM HILL	46.874	11	5	INGRAM HILL	2:22.825	2:22.850	0.025
12	74	DAVIES (F)	45.067	70	PETERS (F)	50.762	11	DAN	46.961	12	43	CLARK	2:22.854	2:23.477	0.623
13	18	BYRNE (F)	45.091	35	PHELPS	50.792	70	PETERS (F)	47.045	13	11	DAN	2:22.896	2:23.786	0.890
14	5	INGRAM HILL	45.132	5	INGRAM HILL	50.819	18	BYRNE (F)	47.076	14	53	CARNEY	2:22.935	2:23.372	0.437
15	4	ELLIS (F)	45.191	11	DAN	51.016	28	MOSS	47.090	15	70	PETERS (F)	2:23.063	2:23.345	0.282
16	31	LIVESEY	45.219	74	DAVIES (F)	51.118	7	ELLIS	47.092	16	7	ELLIS	2:23.123	2:23.546	0.423
17	53	CARNEY	45.242	7	ELLIS	51.143	53	CARNEY	47.095	17	74	DAVIES (F)	2:23.339	2:23.602	0.263
18	70	PETERS (F)	45.256	31	LIVESEY	51.183	74	DAVIES (F)	47.154	18	28	MOSS	2:23.937	2:23.937	0.000
19	43	CLARK	45.296	20	MABUNDA (F)	51.243	20	MABUNDA (F)	47.327	19	31	LIVESEY	2:24.048	2:24.245	0.197
20	28	MOSS	45.516	28	MOSS	51.331	4	ELLIS (F)	47.429	20	4	ELLIS (F)	2:24.103	2:24.168	0.065
21	45	ROBINSON (F)	45.580	4	ELLIS (F)	51.483	45	ROBINSON (F)	47.566	21	20	MABUNDA (F)	2:24.534		
22	23	MIALL	45.669	45	ROBINSON (F)	51.556	31	LIVESEY	47.646	22	45	ROBINSON (F)	2:24.702		
23	20	MABUNDA (F)	45.964	23	MIALL	51.745	23	MIALL	47.665	23	23	MIALL	2:25.079	2:25.486	0.407
24	19	MABUNDA (F)	46.396	19	MABUNDA (F)	52.325	19	MABUNDA (F)	48.313	24	19	MABUNDA (F)	2:27.034	2:27.034	0.000

2024 Ginetta Junior Championship

QUALIFYING - RACES 2 & 7 - BEST SPEEDS

POS	INTERMEDIATE 1			INTERMEDIATE 2			FINISH LINE		
	NO	NAME	MPH	NO	NAME	MPH	NO	NAME	MPH
1	90	FERNANDEZ	94.2	26	JOSLYN	108.5	26	JOSLYN	96.6
2	27	SLATER	94.1	90	FERNANDEZ	108.2	35	PHELPS	96.2
3	25	JEFF-HALL	94.1	5	INGRAM HILL	108.2	27	SLATER	95.8
4	67	SAETER	93.8	27	SLATER	107.7	90	FERNANDEZ	95.7
5	5	INGRAM HILL	93.7	18	BYRNE (F)	107.7	25	JEFF-HALL	95.7
6	75	CRONIN	93.5	75	CRONIN	107.5	5	INGRAM HILL	95.7
7	35	PHELPS	93.5	20	MABUNDA (F)	107.5	18	BYRNE (F)	95.5
8	26	JOSLYN	93.3	25	JEFF-HALL	107.3	75	CRONIN	95.3
9	18	BYRNE (F)	93.3	50	HART	107.2	67	SAETER	94.7
10	7	ELLIS	93.2	67	SAETER	107.2	7	ELLIS	94.7
11	50	HART	93.0	35	PHELPS	107.2	50	HART	94.6
12	74	DAVIES (F)	93.0	53	CARNEY	106.8	17	SHOTTON	94.6
13	70	PETERS (F)	92.6	7	ELLIS	106.8	20	MABUNDA (F)	94.3
14	43	CLARK	92.6	23	MIALL	106.6	53	CARNEY	94.2
15	31	LIVESEY	92.6	43	CLARK	106.3	43	CLARK	94.1
16	53	CARNEY	92.5	17	SHOTTON	106.3	11	DAN	94.1
17	11	DAN	92.5	70	PETERS (F)	106.1	74	DAVIES (F)	93.9
18	17	SHOTTON	92.5	74	DAVIES (F)	106.1	23	MIALL	93.8
19	28	MOSS	92.4	28	MOSS	106.1	70	PETERS (F)	93.5
20	23	MIALL	92.3	11	DAN	105.6	28	MOSS	93.5
21	20	MABUNDA (F)	92.0	31	LIVESEY	105.6	31	LIVESEY	93.2
22	4	ELLIS (F)	91.8	4	ELLIS (F)	105.1	45	ROBINSON (F)	92.8
23	45	ROBINSON (F)	91.6	45	ROBINSON (F)	105.0	4	ELLIS (F)	92.5
24	19	MABUNDA (F)	91.0	19	MABUNDA (F)	103.7	19	MABUNDA (F)	90.9

2024 Ginetta Junior Championship

QUALIFYING - RACES 2 & 7 - STATISTICS

Competitors Started 24
Planned Start 2024-07-13 @ 10:40:00.000
Actual Start 2024-07-13 @ 10:39:11.955
Finish Time 2024-07-13 @ 10:54:48.468
Track Length 2.9689mi.
Total Laps 95
Total Distance Covered 282.0465mi.

Session Fastest Lap History

NO	CL	NAME	LAP TIME	TIME OF DAY	LAP	VEHICLE
25	R	Ethan JEFF-HALL	2:21.589	10:44:08.722	2	R Racing
90	J	Chase FERNANDEZ	2:21.009	10:44:12.489	2	R Racing
27	R	Alfie SLATER	2:20.963	10:44:34.896	2	R Racing

Flag History

TYPE	TIME OF DAY
GREEN	10:39:11.955
FINISH	10:54:48.468

Flag Statistics

TYPE	COUNT	TOTAL LAPS	TOTAL TIME
Green	1	4	18:45.957
Red	0	0	0.000
Safety Car	0	0	0.000
FCY	0	0	0.000

2024 Ginetta Junior Championship
QUALIFYING - RACES 2 & 7 - STATISTICS

CLASS : JUNIOR

6 Starters

Fastest Lap History

NO	NAME	LAP TIME	TIME OF DAY	LAP	VEHICLE
90	Chase FERNANDEZ	2:21.009	10:44:12.489	2	R Racing

2024 Ginetta Junior Championship
QUALIFYING - RACES 2 & 7 - STATISTICS

CLASS : ROOKIE

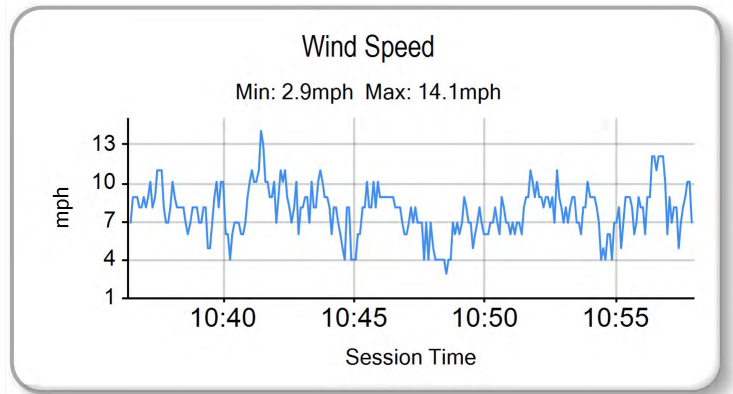
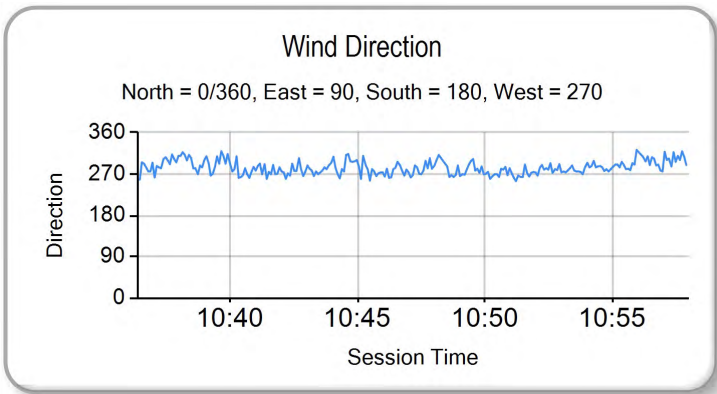
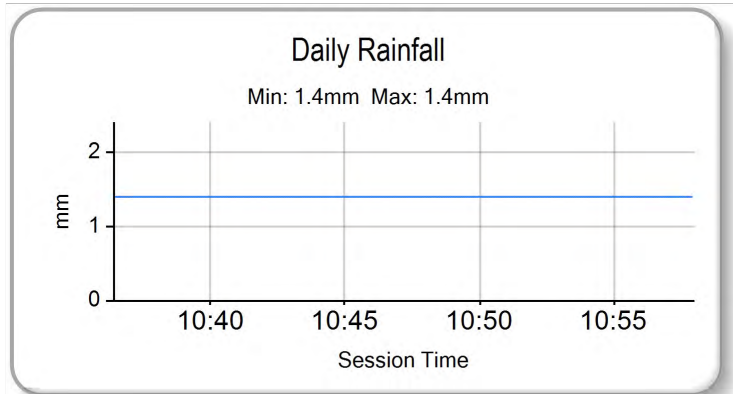
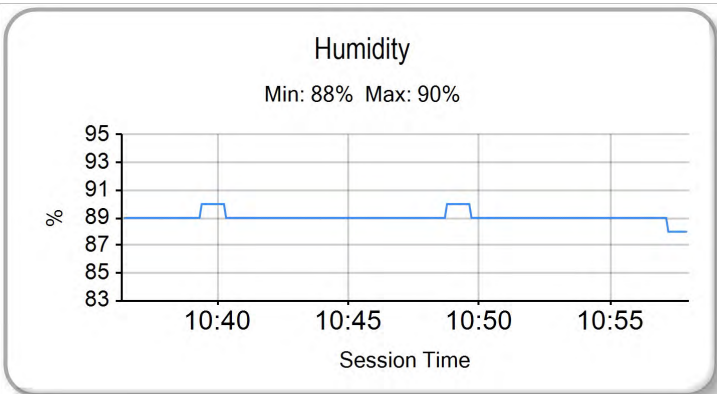
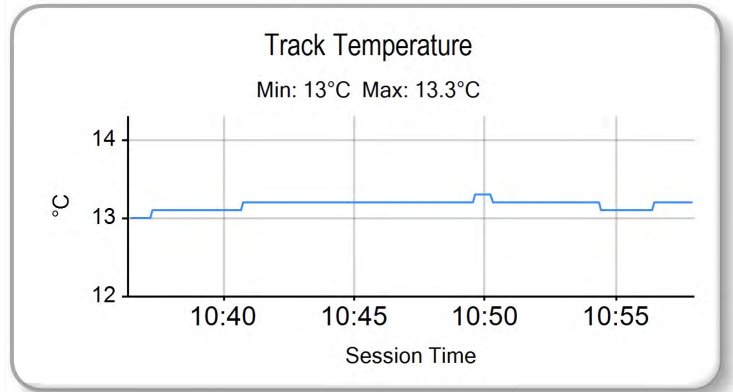
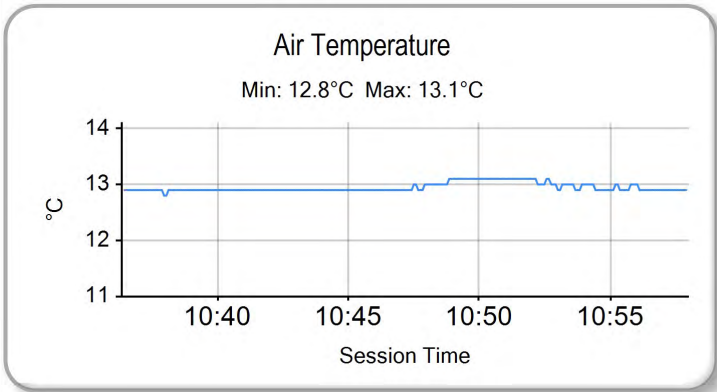
18 Starters

Fastest Lap History

NO	NAME	LAP TIME	TIME OF DAY	LAP	VEHICLE
25	Ethan JEFF-HALL	2:21.589	10:44:08.722	2	R Racing
27	Alfie SLATER	2:20.963	10:44:34.896	2	R Racing

2024 Ginetta Junior Championship

QUALIFYING - RACES 2 & 7 - WEATHER CONDITIONS



2024 Ginetta Junior Championship

RACE 2 - ROUND 14 - GRID (20 minutes) - AMENDED

ROW 12	23	20	Ntiyiso MABUNDA (F)	2:23.546	24	7	Nickolas ELLIS
ROW 11			2:27.034		22	17	James SHOTTON
ROW 10	19	45	Jack ROBINSON (F)	2:25.486	20	23	Holly MIALL
ROW 9	17	4	James ELLIS (F)	2:24.245	18	31	Felix LIVESEY
ROW 8	15	35	Isaac PHELPS	2:23.937	16	28	Harry MOSS
ROW 7	13	74	Alfie DAVIES (F)	2:23.786	14	11	Ruben DAN
ROW 6	11	53	Ethan CARNEY	2:23.477	12	43	Archie CLARK
ROW 5	9	5	Tom INGRAM HILL	2:23.345	10	70	Jude PETERS (F)
ROW 4	7	75	Colin CRONIN	2:22.760	8	18	Torrin BYRNE (F)
ROW 3	5	50	Charlie HART	2:21.952	6	67	Marcus SAETER
ROW 2	3	25	Ethan JEFF-HALL	2:21.641	4	26	Henry JOSLYN
ROW 1	1	27	Alfie SLATER	2:21.009	2	90	Chase FERNANDEZ
Pole							

Comments:

*Car 7 - 10 place grid penalty for gaining BWP

*Car 35 - 5 place grid penalty for gaining BWP

These results are provisional until the conclusion of any judicial and technical matters.

Snetterton 300: 2.9689 miles

Clerk Of Course: Paul Levitt	Stewards:	Timekeeper: Gethin Rees	
------------------------------	-----------	-------------------------	--

Results can be found at www.tsl-timing.com

Printed - 12:01 Saturday, 13 July 2024

2024 Ginetta Junior Championship

RACE 2 - ROUND 14 - CLASSIFICATION - AMENDED

Race Distance: 8 Laps / 23.75 miles

POS	NO	CL	PIC	NAME	NAT	ENTRY	LAPS	TIME	GAP	DIFF	MPH	BEST	ON	GRD	↑↓
1	90	J	1	Chase FERNANDEZ	GBR	R Racing	8	20:30.444			69.49	2:21.869	2	2	1
2	25	R	1	Ethan JEFF-HALL	GBR	R Racing	8	20:31.058	0.614	0.614	69.45	2:21.886	2	3	1
3	50	J	2	Charlie HART	GBR	Elite Motorsport	8	20:31.919	1.475	0.861	69.40	2:22.596	2	5	2
4	27	R	2	Alfie SLATER	GBR	R Racing	8	20:33.013	2.569	1.094	69.34	2:22.489	2	1	-3
5	43	R	3	Archie CLARK	GBR	Elite Motorsport	8	20:36.974	6.530	3.961	69.12	2:23.837	4	12	7
6	67	R	4	Marcus SAETER	NOR	R Racing	8	20:37.337	6.893	0.363	69.10	2:22.307	2	6	0
7	17	R	5	James SHOTTON	GBR	Fox Motorsport	8	20:37.613	7.169	0.276	69.08	2:22.951	4	22	15
8	75	R	6	Colin CRONIN	IRL	Fox Motorsport	8	20:38.058	7.614	0.445	69.06	2:22.298	2	7	-1
9	28	J	3	Harry MOSS	GBR	R Racing	8	20:38.305	7.861	0.247	69.04	2:24.381	7	16	7
10	74	R	7	Alfie DAVIES (F)	GBR	Preptech UK	8	20:38.432	7.988	0.127	69.04	2:24.558	2	13	3
11	11	R	8	Ruben DAN	AUS	Elite Motorsport	8	20:39.277	8.833	0.845	68.99	2:23.805	7	14	3
12	31	J	4	Felix LIVESEY	GBR	MDD Racing	8	20:40.039	9.595	0.762	68.95	2:24.615	8	18	6
13	7	R	9	Nickolas ELLIS	IMN	Elite Motorsport	8	20:40.064	9.620	0.025	68.95	2:24.486	4	24	11
14	35*	R	10	Isaac PHELPS	GBR	Elite Motorsport	8	20:39.617			68.97	2:24.554	7	15	1
15	45	R	11	Jack ROBINSON (F)	GBR	Fox Motorsport	8	20:42.090	11.646		68.83	2:24.325	2	19	4
16	70	R	12	Jude PETERS (F)	GBR	E3 Sport	8	20:44.933	14.489	2.843	68.68	2:24.035	7	10	-6
17	5	R	13	Tom INGRAM HILL	GBR	R Racing	8	20:45.131	14.687	0.198	68.67	2:23.708	7	9	-8
18	23	J	5	Holly MIALL	GBR	Fox Motorsport	8	20:45.709	15.265	0.578	68.63	2:25.626	2	20	2
19	20	R	14	Ntiyiso MABUNDA (F)	ZAF	Pace Performance	8	20:46.290	15.846	0.581	68.60	2:24.550	2	23	4
20	53	R	15	Ethan CARNEY	USA	Preptech UK	8	20:46.576	16.132	0.286	68.59	2:24.074	7	11	-9
21	19	R	16	Mahlori MABUNDA (F)	ZAF	Pace Performance	8	20:50.145	19.701	3.569	68.39	2:27.096	2	21	0
22	4	R	17	James ELLIS (F)	GBR	MDD Racing	8	21:04.006	33.562	13.861	67.64	2:26.236	3	17	-5

NOT CLASSIFIED

DNF	18	R		Torin BYRNE (F)	GBR	Pace Performance	2	4:57.782	6 Laps	6 Laps	71.78	2:24.661	2	8	
DQ	26*	J		Henry JOSLYN	GBR	Preptech UK								4	

FASTEST LAP

	90	J		Chase FERNANDEZ	GBR	R Racing	2	2:21.869			75.33 mph		121.24 kph		
	25	R		Ethan JEFF-HALL	GBR	R Racing	2	2:21.886			75.32 mph		121.22 kph		

Comments:

*Car 26 - Disqualified from race results for C1.1.5 driving in a manner incompatible with general safety

*Car 35 - 2 position penalty for C2.3 gaining an unfair advantage

Weather / Track : Overcast / Dry

These results are provisional until the conclusion of any judicial and technical matters.

Date: 13/07/2024 Start: 15:05 Finish: 15:26

Snetterton 300: 2.9689 miles

Clerk Of Course: Paul Levitt	Stewards:	Timekeeper: Gethin Rees	
------------------------------	-----------	-------------------------	--

Results can be found at www.tsl-timing.com

Printed - 08:27 Sunday, 14 July 2024

2024 Ginetta Junior Championship

RACE 2 - ROUND 14 - LAP CHART

LAP 1 @ 15:08:06.297			LAP 2 @ 15:10:28.355			LAP 3 @ 15:12:50.617			LAP 4 @ 15:15:13.366			LAP 5 @ 15:17:46.076		
NO	BEHIND	LAP TIME	NO	BEHIND	LAP TIME	NO	BEHIND	LAP TIME	NO	BEHIND	LAP TIME	NO	BEHIND	LAP TIME
27		2:28.129	90		2:21.869	90		2:22.262	90		2:22.749	90		2:32.710
90	0.189	2:28.318	25	0.189	2:21.886	25	0.148	2:22.221	25	0.174	2:22.775	25	0.630	2:33.166
25	0.361	2:28.490	27	0.431	2:22.489	27	1.344	2:23.175	27	1.668	2:23.073	27	0.975	2:32.017
26	0.749	2:28.878	26	0.954	2:22.263	50	3.679	2:22.797	50	3.789	2:22.859	50	2.461	2:31.382
50	2.606	2:30.735	67	3.012	2:22.307	67	3.944	2:23.194	67	4.100	2:22.905	67	2.918	2:31.528
67	2.763	2:30.892	50	3.144	2:22.596	75	4.500	2:22.795	75	4.469	2:22.718	75	3.697	2:31.938
75	3.727	2:31.856	75	3.967	2:22.298	43	11.173	2:25.544	43	12.261	2:23.837	17	4.780	2:24.990
70	4.471	2:32.600	18	7.595	2:24.661	74	11.410	2:25.457	17	12.500	2:22.951	43	5.325	2:25.774
43	4.654	2:32.783	70	7.759	2:25.346	28	11.982	2:25.770	74	14.256	2:25.595	74	7.737	2:26.191
18	4.992	2:33.121	43	7.891	2:25.295	17	12.298	2:23.703	28	14.721	2:25.488	28	8.032	2:26.021
5	5.278	2:33.407	74	8.215	2:24.558	35	14.073	2:25.140	35	16.076	2:24.752	35	9.963	2:26.597
74	5.715	2:33.844	28	8.474	2:24.544	5	14.084	2:27.063	7	16.332	2:24.486	7	10.399	2:26.777
28	5.988	2:34.117	5	9.283	2:26.063	11	14.269	2:25.522	31	17.110	2:25.418	31	11.237	2:26.837
53	6.588	2:34.717	31	10.002	2:25.287	31	14.441	2:26.701	11	17.685	2:26.165	11	13.675	2:28.700
31	6.773	2:34.902	17	10.857	2:25.133	7	14.595	2:25.508	53	20.362	2:27.993	45	14.362	2:26.576
35	7.056	2:35.185	11	11.009	2:25.264	53	15.118	2:26.115	45	20.496	2:28.108	4	16.245	2:28.311
17	7.782	2:35.911	35	11.195	2:26.197	45	15.137	2:24.856	4	20.644	2:27.219	53	16.338	2:28.686
11	7.803	2:35.932	53	11.265	2:26.735	4	16.174	2:26.236	23	20.949	2:27.007	23	16.895	2:28.656
4	7.979	2:36.108	7	11.349	2:24.674	23	16.691	2:25.863	70	22.894	2:24.422	70	17.299	2:27.115
7	8.733	2:36.862	4	12.200	2:26.279	70	21.221	2:35.724	19	29.258	2:27.744	19	26.270	2:29.722
23	9.522	2:37.651	20	12.378	2:24.550	19	24.263	2:28.845	5	34.142	2:42.807	5	27.546	2:26.114
20	9.886	2:38.015	45	12.543	2:24.325	20	32.838	2:42.722	20	36.912	2:26.823	20	30.215	2:26.013
45	10.276	2:38.405	23	13.090	2:25.626									
19	12.642	2:40.771	19	17.680	2:27.096									

2024 Ginetta Junior Championship

RACE 2 - ROUND 14 - LAP CHART

LAP 6 @ 15:21:23.439			LAP 7 @ 15:23:45.949			LAP 8 @ 15:26:08.612		
NO	BEHIND	LAP TIME	NO	BEHIND	LAP TIME	NO	BEHIND	LAP TIME
90		3:37.363	90		2:22.510	90		2:22.663
25	0.608	3:37.341	25	0.449	2:22.351	25	0.614	2:22.828
27	0.789	3:37.177	50	1.375	2:22.830	50	1.475	2:22.763
50	1.055	3:35.957	27	2.272	2:23.993	27	2.569	2:22.960
67	1.970	3:36.415	43	4.371	2:24.131	43	6.530	2:24.822
75	2.321	3:35.987	75	4.629	2:24.818	67	6.893	2:24.603
17	2.514	3:35.097	67	4.953	2:25.493	17	7.169	2:24.687
43	2.750	3:34.788	17	5.145	2:25.141	75	7.614	2:25.648
74	3.193	3:32.819	74	5.614	2:24.931	28	7.861	2:24.758
28	3.895	3:33.226	28	5.766	2:24.381	74	7.988	2:25.037
35	4.364	3:31.764	35	6.408	2:24.554	11	8.833	2:24.814
7	4.509	3:31.473	11	6.682	2:23.805	35	9.173	2:25.428
31	5.233	3:31.359	7	7.039	2:25.040	31	9.595	2:24.615
11	5.387	3:29.075	31	7.643	2:24.920	7	9.620	2:25.244
45	6.238	3:29.239	45	8.685	2:24.957	45	11.646	2:25.624
4	6.526	3:27.644	53	8.857	2:24.074	70	14.489	2:27.636
53	7.293	3:28.318	70	9.516	2:24.035	5	14.687	2:26.414
23	7.589	3:28.057	23	10.728	2:25.649	23	15.265	2:27.200
70	7.991	3:28.055	5	10.936	2:23.708	20	15.846	2:25.612
19	9.559	3:20.652	20	12.897	2:25.330	53	16.132	2:29.938
5	9.738	3:19.555	4	14.527	2:30.511	19	19.701	2:27.112
20	10.077	3:17.225	19	15.252	2:28.203	4	33.562	2:41.698

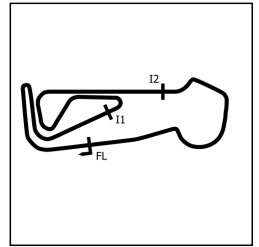
2024 Ginetta Junior Championship

RACE 2 - ROUND 14 - POSITION CHART WITH INTERMEDIATES

No	Name	Lap		Intermediates																											
		Pos	L0 - Int1-M	L0 - Int2-M	L1 - Finish	L1 - Int1-M	L1 - Int2-M	L2 - Finish	L2 - Int1-M	L2 - Int2-M	L3 - Finish	L3 - Int1-M	L3 - Int2-M	L4 - Finish	L4 - Int1-M	L4 - Int2-M	L5 - Finish	L5 - Int1-M	L5 - Int2-M	L6 - Finish	L6 - Int1-M	L6 - Int2-M	L7 - Finish	L7 - Int1-M	L7 - Int2-M	L8 - Finish					
27	SLATER	1	27	27	27	90	90	90	90	90	90	90	90	90	90	90	90	90	90	90	90	90	90	90	90	90	90	90	90		
90	FERNANDEZ	2	90	90	90	25	25	25	25	25	25	25	25	25	25	25	25	25	25	25	25	25	25	25	25	25	25	25	25		
25	JEFF-HALL	3	25	25	25	27	27	27	27	27	27	27	27	27	27	27	27	27	27	27	27	27	27	27	27	27	27	27	27		
26	JOSLYN	4	26	26	26	26	26	26	26	26	50	50	50	50	50	50	50	50	50	50	50	50	50	50	50	50	50	50	50		
50	HART	5	67	50	50	67	67	67	67	50	50	67	67	67	67	67	67	67	67	67	67	67	67	67	67	67	67	67	67		
67	SAETER	6	50	67	67	50	50	50	67	67	75	75	75	75	75	75	75	75	75	75	75	75	75	75	75	75	75	75	75		
75	CRONIN	7	75	75	75	75	75	75	75	75	43	43	43	43	17	17	17	17	17	17	17	17	17	17	17	17	17	17	17		
18	BYRNE (F)	8	18	70	70	70	18	18	74	74	74	74	74	17	17	43	43	43	43	43	43	43	67	17	17	17	17	75			
5	INGRAM HILL	9	70	43	43	43	70	70	43	43	28	17	74	74	74	74	74	74	74	74	74	74	28	28	28	28	28	28			
70	PETERS (F)	10	43	18	18	18	43	43	28	28	17	28	28	28	28	28	28	28	28	28	28	28	28	74	74	74	74	74			
53	CARNEY	11	5	5	5	5	74	74	18	17	35	35	35	35	35	35	35	35	35	35	35	35	35	35	35	35	35	35			
43	CLARK	12	53	53	74	74	28	28	5	31	5	7	7	7	7	7	7	7	7	7	7	7	11	11	11	11	35				
74	DAVIES (F)	13	74	74	28	28	5	5	70	18	11	31	31	31	31	31	31	31	31	31	31	31	11	11	7	7	7	31			
11	DAN	14	28	28	53	31	31	31	31	5	31	11	11	11	11	11	11	11	11	11	11	31	31	31	31	31	31	7			
35	PHELPS	15	35	35	31	53	53	17	17	35	7	45	53	53	45	45	45	45	45	45	45	45	45	45	45	45	45	45			
28	MOSS	16	31	31	35	35	35	11	35	11	53	53	45	45	4	4	4	4	4	4	4	53	53	53	5	5	70				
4	ELLIS (F)	17	11	11	17	17	17	35	11	7	45	4	4	4	53	53	53	53	53	53	53	4	70	70	70	70	5				
31	LIVESEY	18	4	17	11	4	11	53	7	53	4	23	23	23	23	23	23	23	23	23	23	23	23	23	23	23	23				
45	ROBINSON (F)	19	17	4	4	11	4	7	53	45	23	70	70	70	70	70	70	70	70	70	70	5	5	20	20	20	20				
23	MIALL	20	23	7	7	7	7	4	45	4	70	19	19	19	19	19	19	19	19	19	19	5	20	20	53	53	53				
19	MABUNDA (F)	21	45	23	23	20	20	20	4	23	19	5	5	5	5	5	5	5	5	5	5	20	4	4	4	4	19				
17	SHOTTON	22	7	20	20	45	45	45	23	70	20	20	20	20	20	20	20	20	20	20	20	19	19	19	19	19	4				
20	MABUNDA (F)	23	20	45	45	23	23	23	19	19																					
7	ELLIS	24	19	19	19	19	19	19	20	20																					

2024 Ginetta Junior Championship

RACE 2 - ROUND 14 - SECTOR ANALYSIS



SECTOR 1 = FL to I1, SECTOR 2 = I1 to I2, SECTOR 3 = I2 to FL, DIFF = Difference To Personal Best Lap, P = Crossed Finish Line in Pit Lane, D = Time Disallowed

P1 90 J		Chase FERNANDEZ			R Racing					
IDEAL LAP TIME : 2:21.428		BEST LAP TIME : 2:21.869			DIFFERENCE : 0.441					
LAP	SECTOR 1	SECTOR 2	SECTOR 3	LAP TIME	MPH	DIFF	TIME OF DAY			
1 -		95.3	50.196	110.1	46.680	96.9	2:28.318	72.06	6.449	15:08:06.486
2 -	44.633	93.0	50.637	107.0	46.599	96.1	2:21.869 (1)	75.33		15:10:28.355
3 -	44.645	93.2	50.852	108.0	46.765	93.8	2:22.262 (2)	75.12	0.393	15:12:50.617
4 -	44.837	93.2	50.840	106.5	47.072	96.1	2:22.749	74.87	0.880	15:15:13.366
5 -	44.780	93.0	51.751	87.8	56.179	77.4	2:32.710	69.98	10.841	15:17:46.076
6 -	1:06.593	41.2	1:30.429	84.6	1:00.341	93.9	3:37.363	49.17	1:15.494	15:21:23.439
7 -	44.735	93.5	51.146	107.3	46.629	94.2	2:22.510 (3)	74.99	0.641	15:23:45.949
8 -	44.856	92.5	50.804	107.3	47.003	93.2	2:22.663	74.91	0.794	15:26:08.612

P2 25 R		Ethan JEFF-HALL			R Racing					
IDEAL LAP TIME : 2:21.067		BEST LAP TIME : 2:21.886			DIFFERENCE : 0.819					
LAP	SECTOR 1	SECTOR 2	SECTOR 3	LAP TIME	MPH	DIFF	TIME OF DAY			
1 -		95.3	49.974	109.6	46.521	96.9	2:28.490	71.97	6.604	15:08:06.658
2 -	44.693	94.6	50.553	110.0	46.640	95.7	2:21.886 (1)	75.32		15:10:28.544
3 -	44.646	94.7	50.734	109.1	46.841	95.5	2:22.221 (2)	75.15	0.335	15:12:50.765
4 -	44.990	94.2	50.732	108.9	47.053	95.8	2:22.775	74.85	0.889	15:15:13.540
5 -	44.883	93.9	51.915	88.7	56.368	75.1	2:33.166	69.78	11.280	15:17:46.706
6 -	1:06.589	40.1	1:31.000	79.3	59.752	96.0	3:37.341	49.17	1:15.455	15:21:24.047
7 -	44.572	95.1	51.113	108.5	46.666	95.5	2:22.351 (3)	75.08	0.465	15:23:46.398
8 -	44.722	94.2	51.447	108.7	46.659	95.5	2:22.828	74.83	0.942	15:26:09.226

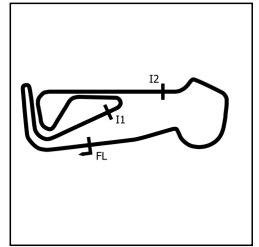
P3 50 J		Charlie HART			Elite Motorsport					
IDEAL LAP TIME : 2:22.222		BEST LAP TIME : 2:22.596			DIFFERENCE : 0.374					
LAP	SECTOR 1	SECTOR 2	SECTOR 3	LAP TIME	MPH	DIFF	TIME OF DAY			
1 -		91.8	51.203	110.0	46.676	94.7	2:30.735	70.90	8.139	15:08:08.903
2 -	45.159	94.3	50.740	108.9	46.697	96.4	2:22.596 (1)	74.95		15:10:31.499
3 -	44.887	92.8	50.910	106.8	47.000	93.7	2:22.797 (3)	74.84	0.201	15:12:54.296
4 -	44.980	93.3	50.859	107.5	47.020	94.2	2:22.859	74.81	0.263	15:15:17.155
5 -	44.835	93.8	51.141	95.4	55.406	76.0	2:31.382	70.60	8.786	15:17:48.537
6 -	1:05.895	39.3	1:32.230	76.6	57.832	97.1	3:35.957	49.49	1:13.361	15:21:24.494
7 -	45.040	94.5	51.143	108.2	46.647	95.0	2:22.830	74.83	0.234	15:23:47.324
8 -	44.854	93.8	51.019	109.2	46.890	94.3	2:22.763 (2)	74.86	0.167	15:26:10.087

P4 27 R		Alfie SLATER			R Racing					
IDEAL LAP TIME : 2:21.658		BEST LAP TIME : 2:22.489			DIFFERENCE : 0.831					
LAP	SECTOR 1	SECTOR 2	SECTOR 3	LAP TIME	MPH	DIFF	TIME OF DAY			
1 -		94.1	50.336	107.3	46.628	95.5	2:28.129	72.15	5.640	15:08:06.297
2 -	45.290	95.1	50.467	110.3	46.732	96.0	2:22.489 (1)	75.00		15:10:28.786
3 -	44.694	94.3	50.921	107.8	47.560	93.2	2:23.175	74.65	0.686	15:12:51.961
4 -	45.172	93.9	50.813	107.5	47.088	94.2	2:23.073 (3)	74.70	0.584	15:15:15.034
5 -	45.004	94.2	51.258	95.4	55.755	74.1	2:32.017	70.30	9.528	15:17:47.051
6 -	1:06.710	38.1	1:30.863	78.9	59.604	97.3	3:37.177	49.21	1:14.688	15:21:24.228
7 -	44.903	94.9	52.300	108.2	46.790	95.1	2:23.993	74.22	1.504	15:23:48.221
8 -	44.736	94.5	51.140	108.5	47.084	94.5	2:22.960 (2)	74.76	0.471	15:26:11.181

P5 43 R		Archie CLARK			Elite Motorsport					
IDEAL LAP TIME : 2:23.438		BEST LAP TIME : 2:23.837			DIFFERENCE : 0.399					
LAP	SECTOR 1	SECTOR 2	SECTOR 3	LAP TIME	MPH	DIFF	TIME OF DAY			
1 -		93.2	51.250	109.2	47.363	97.1	2:32.783	69.95	8.946	15:08:10.951
2 -	46.211	91.9	51.567	108.5	47.517	95.4	2:25.295	73.56	1.458	15:10:36.246
3 -	46.712	91.8	51.215	107.8	47.617	93.5	2:25.544	73.43	1.707	15:13:01.790
4 -	45.357	92.8	51.235	106.3	47.245	94.2	2:23.837 (1)	74.30		15:15:25.627
5 -	45.204	94.3	51.431	106.6	49.139	81.7	2:25.774	73.31	1.937	15:17:51.401
6 -	1:05.299	36.5	1:32.844	84.9	56.645	97.5	3:34.788	49.76	1:10.951	15:21:26.189
7 -	44.978	93.7	51.716	108.7	47.437	94.3	2:24.131 (2)	74.15	0.294	15:23:50.320
8 -	45.285	92.5	51.393	107.3	48.144	93.9	2:24.822 (3)	73.80	0.985	15:26:15.142

2024 Ginetta Junior Championship

RACE 2 - ROUND 14 - SECTOR ANALYSIS



SECTOR 1 = FL to I1, SECTOR 2 = I1 to I2, SECTOR 3 = I2 to FL, DIFF = Difference To Personal Best Lap, P = Crossed Finish Line in Pit Lane, D = Time Disallowed

P6 67 R		Marcus SAETER					R Racing				
IDEAL LAP TIME : 2:22.214		BEST LAP TIME : 2:22.307					DIFFERENCE : 0.093				
LAP	SECTOR 1		SECTOR 2		SECTOR 3		LAP TIME	MPH	DIFF	TIME OF DAY	
1 -		92.8	51.290	109.6	46.748	96.2	2:30.892	70.83	8.585	15:08:09.060	
2 -	44.828	93.4	50.718	107.8	46.761	94.7	2:22.307 (1)	75.10		15:10:31.367	
3 -	45.283	93.2	50.945	108.5	46.966	95.3	2:23.194 (3)	74.64	0.887	15:12:54.561	
4 -	45.137	93.9	50.653	109.4	47.115	95.0	2:22.905 (2)	74.79	0.598	15:15:17.466	
5 -	44.813	93.9	51.234	94.6	55.481	78.8	2:31.528	70.53	9.221	15:17:48.994	
6 -	1:05.874	38.9	1:32.252	75.5	58.289	95.1	3:36.415	49.38	1:14.108	15:21:25.409	
7 -	44.868	94.7	52.695	107.8	47.930	96.5	2:25.493	73.46	3.186	15:23:50.902	
8 -	45.249	93.7	51.310	108.5	48.044	94.9	2:24.603	73.91	2.296	15:26:15.505	

P7 17 R		James SHOTTON					Fox Motorsport				
IDEAL LAP TIME : 2:22.806		BEST LAP TIME : 2:22.951					DIFFERENCE : 0.145				
LAP	SECTOR 1		SECTOR 2		SECTOR 3		LAP TIME	MPH	DIFF	TIME OF DAY	
1 -		93.5	51.232	109.1	47.960	93.8	2:35.911	68.55	12.960	15:08:14.079	
2 -	45.359	93.4	51.103	109.2	48.671	94.5	2:25.133	73.64	2.182	15:10:39.212	
3 -	45.346	93.7	51.298	107.8	47.059	94.9	2:23.703 (2)	74.37	0.752	15:13:02.915	
4 -	44.954	93.3	51.084	108.4	46.913	95.7	2:22.951 (1)	74.76		15:15:25.866	
5 -	44.856	93.8	51.037	105.8	49.097	80.7	2:24.990	73.71	2.039	15:17:50.856	
6 -	1:05.144	38.6	1:32.070	77.2	57.883	97.2	3:35.097	49.68	1:12.146	15:21:25.953	
7 -	44.979	93.2	51.832	106.6	48.330	96.9	2:25.141	73.63	2.190	15:23:51.094	
8 -	45.421	93.3	51.156	108.4	48.110	95.1	2:24.687 (3)	73.87	1.736	15:26:15.781	

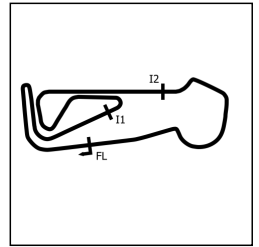
P8 75 R		Colin CRONIN					Fox Motorsport				
IDEAL LAP TIME : 2:22.175		BEST LAP TIME : 2:22.298					DIFFERENCE : 0.123				
LAP	SECTOR 1		SECTOR 2		SECTOR 3		LAP TIME	MPH	DIFF	TIME OF DAY	
1 -		94.3	52.016	108.5	46.657	95.5	2:31.856	70.38	9.558	15:08:10.024	
2 -	44.971	93.5	50.727	108.5	46.600	95.5	2:22.298 (1)	75.11		15:10:32.322	
3 -	45.003	93.0	50.736	108.9	47.056	95.4	2:22.795 (3)	74.84	0.497	15:12:55.117	
4 -	44.933	94.2	50.782	109.4	47.003	96.4	2:22.718 (2)	74.88	0.420	15:15:17.835	
5 -	44.848	94.6	51.283	92.4	55.807	79.9	2:31.938	70.34	9.640	15:17:49.773	
6 -	1:05.657	39.2	1:32.174	75.5	58.156	96.8	3:35.987	49.48	1:13.689	15:21:25.760	
7 -	45.014	93.0	52.119	107.5	47.685	96.0	2:24.818	73.80	2.520	15:23:50.578	
8 -	45.196	93.0	51.355	107.7	49.097	95.8	2:25.648	73.38	3.350	15:26:16.226	

P9 28 J		Harry MOSS					R Racing				
IDEAL LAP TIME : 2:23.631		BEST LAP TIME : 2:24.381					DIFFERENCE : 0.750				
LAP	SECTOR 1		SECTOR 2		SECTOR 3		LAP TIME	MPH	DIFF	TIME OF DAY	
1 -		93.5	51.340	107.8	47.606	96.0	2:34.117	69.35	9.736	15:08:12.285	
2 -	45.521	92.1	51.863	108.2	47.160	95.3	2:24.544 (2)	73.94	0.163	15:10:36.829	
3 -	46.221	91.1	52.062	106.5	47.487	93.8	2:25.770	73.32	1.389	15:13:02.599	
4 -	45.817	92.9	51.248	107.7	48.423	94.3	2:25.488	73.46	1.107	15:15:28.087	
5 -	45.384	93.2	51.621	107.5	49.016	83.0	2:26.021	73.19	1.640	15:17:54.108	
6 -	1:03.663	37.7	1:33.414	82.4	56.149	95.1	3:33.226	50.12	1:08.845	15:21:27.334	
7 -	45.223	93.0	51.631	108.2	47.527	96.5	2:24.381 (1)	74.02		15:23:51.715	
8 -	45.366	93.2	51.523	106.6	47.869	96.2	2:24.758 (3)	73.83	0.377	15:26:16.473	

P10 74 R		Alfie DAVIES (F)					Preptech UK				
IDEAL LAP TIME : 2:23.499		BEST LAP TIME : 2:24.558					DIFFERENCE : 1.059				
LAP	SECTOR 1		SECTOR 2		SECTOR 3		LAP TIME	MPH	DIFF	TIME OF DAY	
1 -		94.3	51.341	108.2	47.718	96.4	2:33.844	69.47	9.286	15:08:12.012	
2 -	45.494	92.1	52.025	107.3	47.039	95.3	2:24.558 (1)	73.93		15:10:36.570	
3 -	46.008	91.8	51.472	105.5	47.977	95.1	2:25.457	73.47	0.899	15:13:02.027	
4 -	45.501	93.3	51.555	108.9	48.539	93.9	2:25.595	73.40	1.037	15:15:27.622	
5 -	45.540	92.5	51.530	106.0	49.121	88.0	2:26.191	73.11	1.633	15:17:53.813	
6 -	1:03.565	38.2	1:33.121	83.7	56.133	96.8	3:32.819	50.22	1:08.261	15:21:26.632	
7 -	45.119	93.5	51.452	108.4	48.360	96.2	2:24.931 (2)	73.74	0.373	15:23:51.563	
8 -	45.832	93.3	51.759	108.5	47.446	96.0	2:25.037 (3)	73.69	0.479	15:26:16.600	

2024 Ginetta Junior Championship

RACE 2 - ROUND 14 - SECTOR ANALYSIS



SECTOR 1 = FL to I1, SECTOR 2 = I1 to I2, SECTOR 3 = I2 to FL, DIFF = Difference To Personal Best Lap, P = Crossed Finish Line in Pit Lane, D = Time Disallowed

P11 11 R		Ruben DAN		Elite Motorsport						
IDEAL LAP TIME : 2:23.504		BEST LAP TIME : 2:23.805		DIFFERENCE : 0.301						
LAP	SECTOR 1	SECTOR 2	SECTOR 3	LAP TIME	MPH	DIFF	TIME OF DAY			
1 -		93.2	51.762	108.4	48.401	94.1	2:35.932	68.54	12.127	15:08:14.100
2 -	45.822	94.3	51.805	107.2	47.637	96.6	2:25.264 (3)	73.57	1.459	15:10:39.364
3 -	46.326	93.0	51.443	109.2	47.753	93.0	2:25.522	73.44	1.717	15:13:04.886
4 -	47.667	93.3	51.410	107.0	47.088	95.8	2:26.165	73.12	2.360	15:15:31.051
5 -	45.084	93.7	53.127	100.9	50.489	89.7	2:28.700	71.87	4.895	15:17:59.751
6 -	1:00.780	34.2	1:33.180	82.9	55.115	97.2	3:29.075	51.12	1:05.270	15:21:28.826
7 -	45.168	94.2	51.332	108.0	47.305	96.8	2:23.805 (1)	74.32		15:23:52.631
8 -	45.142	93.9	51.733	110.0	47.939	94.9	2:24.814 (2)	73.80	1.009	15:26:17.445

P12 35 R		Isaac PHELPS		Elite Motorsport						
IDEAL LAP TIME : 2:23.509		BEST LAP TIME : 2:24.554		DIFFERENCE : 1.045						
LAP	SECTOR 1	SECTOR 2	SECTOR 3	LAP TIME	MPH	DIFF	TIME OF DAY			
1 -		92.4	51.362	108.2	48.276	96.4	2:35.185	68.87	10.631	15:08:13.353
2 -	45.254	93.5	51.764	108.4	49.179	95.0	2:26.197	73.10	1.643	15:10:39.550
3 -	46.065	91.4	51.446	108.9	47.629	94.3	2:25.140 (3)	73.63	0.586	15:13:04.690
4 -	46.400	92.6	51.176	109.4	47.176	94.5	2:24.752 (2)	73.83	0.198	15:15:29.442
5 -	45.360	93.5	52.109	101.3	49.128	91.5	2:26.597	72.90	2.043	15:17:56.039
6 -	1:02.395	34.9	1:33.195	82.0	56.174	95.8	3:31.764	50.47	1:07.210	15:21:27.803
7 -	45.394	93.5	51.144	109.6	48.016	95.8	2:24.554 (1)	73.93		15:23:52.357
8 -	45.189	93.3	51.704	109.4	48.535	95.4	2:25.428	73.49	0.874	15:26:17.785

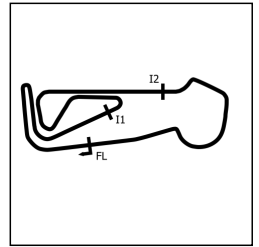
P13 31 J		Felix LIVESEY		MDD Racing						
IDEAL LAP TIME : 2:23.420		BEST LAP TIME : 2:24.615		DIFFERENCE : 1.195						
LAP	SECTOR 1	SECTOR 2	SECTOR 3	LAP TIME	MPH	DIFF	TIME OF DAY			
1 -		94.5	51.491	108.7	47.860	95.4	2:34.902	68.99	10.287	15:08:13.070
2 -	45.199	92.9	51.705	107.2	48.383	94.7	2:25.287 (3)	73.56	0.672	15:10:38.357
3 -	45.562	93.2	52.024	104.8	49.115	91.6	2:26.701	72.85	2.086	15:13:05.058
4 -	46.507	93.9	51.318	107.7	47.593	94.1	2:25.418	73.49	0.803	15:15:30.476
5 -	45.021	93.4	53.268	102.1	48.548	93.5	2:26.837	72.78	2.222	15:17:57.313
6 -	1:02.272	37.1	1:33.189	83.6	55.898	95.4	3:31.359	50.56	1:06.744	15:21:28.672
7 -	45.583	94.2	52.063	107.2	47.274	95.1	2:24.920 (2)	73.75	0.305	15:23:53.592
8 -	45.156	93.5	51.125	109.2	48.334	92.9	2:24.615 (1)	73.90		15:26:18.207

P14 7 R		Nickolas ELLIS		Elite Motorsport						
IDEAL LAP TIME : 2:23.165		BEST LAP TIME : 2:24.486		DIFFERENCE : 1.321						
LAP	SECTOR 1	SECTOR 2	SECTOR 3	LAP TIME	MPH	DIFF	TIME OF DAY			
1 -		94.5	52.692	107.2	47.119	95.8	2:36.862	68.13	12.376	15:08:15.030
2 -	45.453	94.3	51.868	108.5	47.353	97.1	2:24.674 (2)	73.87	0.188	15:10:39.704
3 -	46.126	92.3	51.426	110.0	47.956	95.1	2:25.508	73.45	1.022	15:13:05.212
4 -	46.157	94.5	50.973	109.4	47.356	96.4	2:24.486 (1)	73.97		15:15:29.698
5 -	45.308	94.7	52.863	104.8	48.606	93.8	2:26.777	72.81	2.291	15:17:56.475
6 -	1:02.546	35.6	1:33.052	81.5	55.875	97.5	3:31.473	50.54	1:06.987	15:21:27.948
7 -	45.368	94.6	51.196	110.3	48.476	96.4	2:25.040 (3)	73.69	0.554	15:23:52.988
8 -	45.073	94.2	51.571	110.9	48.600	93.0	2:25.244	73.58	0.758	15:26:18.232

P15 45 R		Jack ROBINSON (F)		Fox Motorsport						
IDEAL LAP TIME : 2:23.945		BEST LAP TIME : 2:24.325		DIFFERENCE : 0.380						
LAP	SECTOR 1	SECTOR 2	SECTOR 3	LAP TIME	MPH	DIFF	TIME OF DAY			
1 -		92.0	53.600	108.0	47.794	95.1	2:38.405	67.47	14.080	15:08:16.573
2 -	45.273	93.0	51.491	108.0	47.561	95.8	2:24.325 (1)	74.05		15:10:40.898
3 -	46.184	92.0	51.303	107.8	47.369	94.6	2:24.856 (2)	73.78	0.531	15:13:05.754
4 -	47.824	90.9	52.131	105.3	48.153	92.1	2:28.108	72.16	3.783	15:15:33.862
5 -	46.005	91.8	51.944	105.3	48.627	93.9	2:26.576	72.91	2.251	15:18:00.438
6 -	1:00.960	31.2	1:32.799	82.7	55.480	94.6	3:29.239	51.08	1:04.914	15:21:29.677
7 -	45.597	92.5	51.477	108.4	47.883	95.4	2:24.957 (3)	73.73	0.632	15:23:54.634
8 -	45.910	92.0	51.932	107.2	47.782	93.8	2:25.624	73.39	1.299	15:26:20.258

2024 Ginetta Junior Championship

RACE 2 - ROUND 14 - SECTOR ANALYSIS



SECTOR 1 = FL to I1, SECTOR 2 = I1 to I2, SECTOR 3 = I2 to FL, DIFF = Difference To Personal Best Lap, P = Crossed Finish Line in Pit Lane, D = Time Disallowed

P16 70 R		Jude PETERS (F)					E3 Sport				
IDEAL LAP TIME : 2:23.492		BEST LAP TIME : 2:24.035					DIFFERENCE : 0.543				
LAP	SECTOR 1	SECTOR 2		SECTOR 3		LAP TIME	MPH	DIFF	TIME OF DAY		
1 -		92.1	51.408	104.6	47.374	95.1	2:32.600	70.03	8.565	15:08:10.768	
2 -	46.289	92.3	51.473	107.2	47.584	95.0	2:25.346 (3)	73.53	1.311	15:10:36.114	
3 -	47.553	93.4	1:00.530	102.1	47.641	92.5	2:35.724	68.63	11.689	15:13:11.838	
4 -	45.887	92.4	51.113	106.3	47.422	93.8	2:24.422 (2)	74.00	0.387	15:15:36.260	
5 -	45.156	93.5	52.205	98.5	49.754	92.6	2:27.115	72.65	3.080	15:18:03.375	
6 -	1:00.360	35.9	1:35.055	78.8	52.640	95.5	3:28.055	51.37	1:04.020	15:21:31.430	
7 -	45.294	94.1	51.518	106.5	47.223	94.5	2:24.035 (1)	74.20		15:23:55.465	
8 -	47.466	90.4	52.149	105.6	48.021	93.9	2:27.636	72.39	3.601	15:26:23.101	

P17 5 R		Tom INGRAM HILL					R Racing				
IDEAL LAP TIME : 2:23.687		BEST LAP TIME : 2:23.708					DIFFERENCE : 0.021				
LAP	SECTOR 1	SECTOR 2		SECTOR 3		LAP TIME	MPH	DIFF	TIME OF DAY		
1 -		92.1	51.478	109.2	47.632	96.9	2:33.407	69.67	9.699	15:08:11.575	
2 -	45.687	91.4	52.672	107.3	47.704	95.7	2:26.063 (2)	73.17	2.355	15:10:37.638	
3 -	45.555	92.0	53.057	109.4	48.451	93.0	2:27.063	72.67	3.355	15:13:04.701	
4 -	1:03.897	92.6	51.273	106.6	47.637	93.8	2:42.807	65.64	19.099	15:15:47.508	
5 -	45.206	93.4	51.821	100.7	49.087	93.9	2:26.114 (3)	73.14	2.406	15:18:13.622	
6 -	51.933	39.1	1:34.456	78.3	53.166	93.0	3:19.555	53.55	55.847	15:21:33.177	
7 -	45.227	94.3	51.120	109.2	47.361	96.2	2:23.708 (1)	74.37		15:23:56.885	
8 -	45.968	91.4	52.207	108.7	48.239	95.7	2:26.414	72.99	2.706	15:26:23.299	

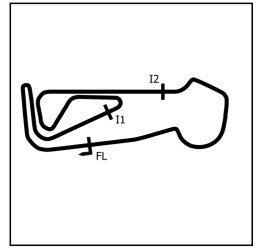
P18 23 J		Holly MIALL					Fox Motorsport				
IDEAL LAP TIME : 2:24.573		BEST LAP TIME : 2:25.626					DIFFERENCE : 1.053				
LAP	SECTOR 1	SECTOR 2		SECTOR 3		LAP TIME	MPH	DIFF	TIME OF DAY		
1 -		91.6	53.049	105.3	47.807	95.7	2:37.651	67.79	12.025	15:08:15.819	
2 -	46.412	93.3	51.620	107.8	47.594	96.0	2:25.626 (1)	73.39		15:10:41.445	
3 -	46.385	93.7	51.621	108.2	47.857	94.9	2:25.863 (3)	73.27	0.237	15:13:07.308	
4 -	47.478	92.8	51.465	109.4	48.064	95.8	2:27.007	72.70	1.381	15:15:34.315	
5 -	46.518	93.8	52.037	101.8	50.101	94.2	2:28.656	71.89	3.030	15:18:02.971	
6 -	1:00.048	27.8	1:33.628	80.0	54.381	96.0	3:28.057	51.37	1:02.431	15:21:31.028	
7 -	45.534	94.5	52.541	107.5	47.574	95.4	2:25.649 (2)	73.38	0.023	15:23:56.677	
8 -	46.457	93.3	52.303	109.2	48.440	95.7	2:27.200	72.60	1.574	15:26:23.877	

P19 20 R		Ntiyiso MABUNDA (F)					Pace Performance				
IDEAL LAP TIME : 2:24.480		BEST LAP TIME : 2:24.550					DIFFERENCE : 0.070				
LAP	SECTOR 1	SECTOR 2		SECTOR 3		LAP TIME	MPH	DIFF	TIME OF DAY		
1 -		93.0	52.531	108.4	47.716	96.2	2:38.015	67.63	13.465	15:08:16.183	
2 -	45.421	92.1	51.518	108.2	47.611	95.3	2:24.550 (1)	73.94		15:10:40.733	
3 -	1:02.848	90.9	51.787	105.0	48.087	91.6	2:42.722	65.68	18.172	15:13:23.455	
4 -	46.847	90.9	51.948	106.3	48.028	93.2	2:26.823	72.79	2.273	15:15:50.278	
5 -	45.863	91.5	52.060	105.5	48.090	93.3	2:26.013	73.19	1.463	15:18:16.291	
6 -	50.322	40.1	1:34.246	77.6	52.657	95.0	3:17.225	54.19	52.675	15:21:33.516	
7 -	45.771	92.3	51.703	106.5	47.856	93.8	2:25.330 (2)	73.54	0.780	15:23:58.846	
8 -	45.854	91.4	52.217	108.2	47.541	95.4	2:25.612 (3)	73.40	1.062	15:26:24.458	

P20 53 R		Ethan CARNEY					Preptech UK				
IDEAL LAP TIME : 2:24.074		BEST LAP TIME : 2:24.074					DIFFERENCE : 0.000				
LAP	SECTOR 1	SECTOR 2		SECTOR 3		LAP TIME	MPH	DIFF	TIME OF DAY		
1 -		94.1	51.435	108.5	48.665	95.5	2:34.717	69.08	10.643	15:08:12.885	
2 -	45.604	93.4	51.653	108.7	49.478	102.2	2:26.735 (3)	72.83	2.661	15:10:39.620	
3 -	46.664	87.9	51.507	108.2	47.944	92.8	2:26.115 (2)	73.14	2.041	15:13:05.735	
4 -	47.861	91.9	52.094	107.3	48.038	92.4	2:27.993	72.22	3.919	15:15:33.728	
5 -	46.717	92.9	51.991	97.6	49.978	91.5	2:28.686	71.88	4.612	15:18:02.414	
6 -	1:00.205	27.6	1:33.130	81.7	54.983	94.7	3:28.318	51.30	1:04.244	15:21:30.732	
7 -	45.132	94.2	51.243	109.2	47.699	96.5	2:24.074 (1)	74.18		15:23:54.806	
8 -	50.006	93.0	52.177	109.1	47.755	95.7	2:29.938	71.28	5.864	15:26:24.744	

2024 Ginetta Junior Championship

RACE 2 - ROUND 14 - SECTOR ANALYSIS



SECTOR 1 = FL to I1, SECTOR 2 = I1 to I2, SECTOR 3 = I2 to FL, DIFF = Difference To Personal Best Lap, P = Crossed Finish Line in Pit Lane, D = Time Disallowed

P21 19 R		Mahlori MABUNDA (F)					Pace Performance			
IDEAL LAP TIME : 2:26.747		BEST LAP TIME : 2:27.096					DIFFERENCE : 0.349			
LAP	SECTOR 1	SECTOR 2		SECTOR 3		LAP TIME	MPH	DIFF	TIME OF DAY	
1 -		91.4	53.336	105.3	48.937	91.8	2:40.771	66.47	13.675	15:08:18.939
2 -	46.122	89.8	52.093	103.8	48.881	90.5	2:27.096 (1)	72.66		15:10:46.035
3 -	47.041	90.6	52.683	103.8	49.121	90.6	2:28.845	71.80	1.749	15:13:14.880
4 -	46.794	90.8	52.359	103.5	48.591	91.1	2:27.744 (3)	72.34	0.648	15:15:42.624
5 -	46.507	90.5	53.333	102.6	49.882	90.9	2:29.722	71.38	2.626	15:18:12.346
6 -	52.492	42.1	1:34.593	77.6	53.567	92.8	3:20.652	53.26	53.556	15:21:32.998
7 -	46.903	91.9	52.344	103.5	48.956	92.8	2:28.203	72.11	1.107	15:24:01.201
8 -	46.133	91.9	52.447	105.0	48.532	91.6	2:27.112 (2)	72.65	0.016	15:26:28.313

P22 4 R		James ELLIS (F)					MDD Racing			
IDEAL LAP TIME : 2:24.505		BEST LAP TIME : 2:26.236					DIFFERENCE : 1.731			
LAP	SECTOR 1	SECTOR 2		SECTOR 3		LAP TIME	MPH	DIFF	TIME OF DAY	
1 -		92.6	51.859	106.0	48.133	95.1	2:36.108	68.46	9.872	15:08:14.276
2 -	45.593	92.1	52.462	105.5	48.224	95.4	2:26.279 (2)	73.06	0.043	15:10:40.555
3 -	46.799	93.3	51.705	106.3	47.732	93.4	2:26.236 (1)	73.08		15:13:06.791
4 -	46.981	92.3	52.219	108.2	48.019	94.2	2:27.219 (3)	72.59	0.983	15:15:34.010
5 -	46.170	93.0	52.030	97.5	50.111	89.5	2:28.311	72.06	2.075	15:18:02.321
6 -	59.715	28.9	1:32.788	82.5	55.141	95.5	3:27.644	51.47	1:01.408	15:21:29.965
7 -	46.294	93.5	55.941	106.3	48.276	92.9	2:30.511	71.01	4.275	15:24:00.476
8 -	45.233	93.2	51.540	108.4	1:04.925	89.9	2:41.698	66.09	15.462	15:26:42.174

P23 26 J		Henry JOSLYN					Preptech UK			
IDEAL LAP TIME : 2:21.352		BEST LAP TIME : 2:22.263					DIFFERENCE : 0.911			
LAP	SECTOR 1	SECTOR 2		SECTOR 3		LAP TIME	MPH	DIFF	TIME OF DAY	
1 -		95.5	50.109	109.4	46.351	96.8	2:28.878 (2)	71.79	6.615	15:08:07.046
2 -	44.963	95.1	50.567	108.5	46.733	96.1	2:22.263 (1)	75.12		15:10:29.309

P24 18 R		Torrin BYRNE (F)					Pace Performance			
IDEAL LAP TIME : 2:24.658		BEST LAP TIME : 2:24.661					DIFFERENCE : 0.003			
LAP	SECTOR 1	SECTOR 2		SECTOR 3		LAP TIME	MPH	DIFF	TIME OF DAY	
1 -		93.3	51.854	109.2	47.499	96.1	2:33.121 (2)	69.80	8.460	15:08:11.289
2 -	45.888	91.6	51.271	106.5	47.502	94.3	2:24.661 (1)	73.88		15:10:35.950

2024 Ginetta Junior Championship

RACE 2 - ROUND 14 - BEST SECTORS

SECTOR 1			SECTOR 2			SECTOR 3			IDEAL / BEST COMPARISON						
POS	NO	NAME	TIME	NO	NAME	TIME	NO	NAME	TIME	POS	NO	NAME	IDEAL	BEST	DIFF
													PERFECT LAP	2:20.897	
1	25	JEFF-HALL	44.572	25	JEFF-HALL	49.974	26	JOSLYN	46.351	1	25	JEFF-HALL	2:21.067	2:21.886	0.819
2	90	FERNANDEZ	44.633	26	JOSLYN	50.109	25	JEFF-HALL	46.521	2	26	JOSLYN	2:21.352	2:22.263	0.911
3	27	SLATER	44.694	90	FERNANDEZ	50.196	90	FERNANDEZ	46.599	3	90	FERNANDEZ	2:21.428	2:21.869	0.441
4	67	SAETER	44.813	27	SLATER	50.336	75	CRONIN	46.600	4	27	SLATER	2:21.658	2:22.489	0.831
5	50	HART	44.835	67	SAETER	50.653	27	SLATER	46.628	5	75	CRONIN	2:22.175	2:22.298	0.123
6	75	CRONIN	44.848	75	CRONIN	50.727	50	HART	46.647	6	67	SAETER	2:22.214	2:22.307	0.093
7	17	SHOTTON	44.856	50	HART	50.740	67	SAETER	46.748	7	50	HART	2:22.222	2:22.596	0.374
8	26	JOSLYN	44.892	7	ELLIS	50.973	17	SHOTTON	46.913	8	17	SHOTTON	2:22.806	2:22.951	0.145
9	43	CLARK	44.978	17	SHOTTON	51.037	74	DAVIES (F)	47.039	9	7	ELLIS	2:23.165	2:24.486	1.321
10	31	LIVESEY	45.021	70	PETERS (F)	51.113	11	DAN	47.088	10	31	LIVESEY	2:23.420	2:24.615	1.195
11	7	ELLIS	45.073	5	INGRAM HILL	51.120	7	ELLIS	47.119	11	43	CLARK	2:23.438	2:23.837	0.399
12	11	DAN	45.084	31	LIVESEY	51.125	28	MOSS	47.160	12	70	PETERS (F)	2:23.492	2:24.035	0.543
13	74	DAVIES (F)	45.119	35	PHELPS	51.144	35	PHELPS	47.176	13	74	DAVIES (F)	2:23.499	2:24.558	1.059
14	53	CARNEY	45.132	43	CLARK	51.215	70	PETERS (F)	47.223	14	11	DAN	2:23.504	2:23.805	0.301
15	70	PETERS (F)	45.156	53	CARNEY	51.243	43	CLARK	47.245	15	35	PHELPS	2:23.509	2:24.554	1.045
16	35	PHELPS	45.189	28	MOSS	51.248	31	LIVESEY	47.274	16	28	MOSS	2:23.631	2:24.381	0.750
17	5	INGRAM HILL	45.206	18	BYRNE (F)	51.271	5	INGRAM HILL	47.361	17	5	INGRAM HILL	2:23.687	2:23.708	0.021
18	28	MOSS	45.223	45	ROBINSON (F)	51.303	45	ROBINSON (F)	47.369	18	45	ROBINSON (F)	2:23.945	2:24.325	0.380
19	4	ELLIS (F)	45.233	11	DAN	51.332	18	BYRNE (F)	47.499	19	53	CARNEY	2:24.074	2:24.074	0.000
20	45	ROBINSON (F)	45.273	74	DAVIES (F)	51.341	20	MABUNDA (F)	47.541	20	20	MABUNDA (F)	2:24.480	2:24.550	0.070
21	20	MABUNDA (F)	45.421	23	MIALL	51.465	23	MIALL	47.574	21	4	ELLIS (F)	2:24.505	2:26.236	1.731
22	23	MIALL	45.534	20	MABUNDA (F)	51.518	53	CARNEY	47.699	22	23	MIALL	2:24.573	2:25.626	1.053
23	18	BYRNE (F)	45.888	4	ELLIS (F)	51.540	4	ELLIS (F)	47.732	23	18	BYRNE (F)	2:24.658	2:24.661	0.003
24	19	MABUNDA (F)	46.122	19	MABUNDA (F)	52.093	19	MABUNDA (F)	48.532	24	19	MABUNDA (F)	2:26.747	2:27.096	0.349

2024 Ginetta Junior Championship

RACE 2 - ROUND 14 - BEST SPEEDS

POS	INTERMEDIATE 1			INTERMEDIATE 2			FINISH LINE		
	NO	NAME	MPH	NO	NAME	MPH	NO	NAME	MPH
1	26	JOSLYN	95.5	7	ELLIS	110.9	53	CARNEY	102.2
2	90	FERNANDEZ	95.3	27	SLATER	110.3	43	CLARK	97.5
3	25	JEFF-HALL	95.3	90	FERNANDEZ	110.1	7	ELLIS	97.5
4	27	SLATER	95.1	25	JEFF-HALL	110.0	27	SLATER	97.3
5	67	SAETER	94.7	50	HART	110.0	17	SHOTTON	97.2
6	7	ELLIS	94.7	11	DAN	110.0	11	DAN	97.2
7	75	CRONIN	94.6	67	SAETER	109.6	50	HART	97.1
8	50	HART	94.5	35	PHELPS	109.6	90	FERNANDEZ	96.9
9	31	LIVESEY	94.5	75	CRONIN	109.4	25	JEFF-HALL	96.9
10	23	MIALL	94.5	5	INGRAM HILL	109.4	5	INGRAM HILL	96.9
11	43	CLARK	94.3	23	MIALL	109.4	75	CRONIN	96.8
12	74	DAVIES (F)	94.3	26	JOSLYN	109.4	74	DAVIES (F)	96.8
13	11	DAN	94.3	43	CLARK	109.2	26	JOSLYN	96.8
14	5	INGRAM HILL	94.3	17	SHOTTON	109.2	67	SAETER	96.5
15	53	CARNEY	94.2	31	LIVESEY	109.2	28	MOSS	96.5
16	70	PETERS (F)	94.1	53	CARNEY	109.2	35	PHELPS	96.4
17	17	SHOTTON	93.8	18	BYRNE (F)	109.2	20	MABUNDA (F)	96.2
18	28	MOSS	93.5	74	DAVIES (F)	108.9	18	BYRNE (F)	96.1
19	35	PHELPS	93.5	45	ROBINSON (F)	108.4	23	MIALL	96.0
20	4	ELLIS (F)	93.5	20	MABUNDA (F)	108.4	45	ROBINSON (F)	95.8
21	18	BYRNE (F)	93.3	4	ELLIS (F)	108.4	70	PETERS (F)	95.5
22	45	ROBINSON (F)	93.0	28	MOSS	108.2	4	ELLIS (F)	95.5
23	20	MABUNDA (F)	93.0	70	PETERS (F)	107.2	31	LIVESEY	95.4
24	19	MABUNDA (F)	91.9	19	MABUNDA (F)	105.3	19	MABUNDA (F)	92.8

2024 Ginetta Junior Championship

RACE 2 - ROUND 14 - STATISTICS

Competitors Started 24
Planned Start 2024-07-13 @ 15:05:00.000
Actual Start 2024-07-13 @ 15:05:38.167
Finish Time 2024-07-13 @ 15:26:07.665
Track Length 2.9689mi.
Total Laps 180
Total Distance Covered 534.4040mi.

Session Fastest Lap History

NO	CL	NAME	LAP TIME	TIME OF DAY	LAP	VEHICLE
27	ROOKIE	Alfie SLATER	2:28.129	15:08:06.310	1	R Racing
90	JUNIOR	Chase FERNANDEZ	2:21.869	15:10:28.373	2	R Racing

Session Leader History

NO	CL	NAME	FROM LAP	LAPS LED	DISTANCE	VEHICLE
27	ROOKIE	Alfie SLATER	1	1	2.96 miles	R Racing
90	JUNIOR	Chase FERNANDEZ	2	7	20.78 miles	R Racing

Flag History

TYPE	TIME OF DAY
GREEN	15:05:38.167
SAFETY	15:16:46.827
GREEN	15:21:18.306
FINISH	15:26:07.665

Flag Statistics

TYPE	COUNT	TOTAL LAPS	TOTAL TIME
Green	2	7	17:39.477
Red	0	0	0.000
Safety Car	1	1	4:31.479
FCY	0	0	0.000

2024 Ginetta Junior Championship

RACE 2 - ROUND 14 - STATISTICS

CLASS : JUNIOR

6 Starters

Fastest Lap History

NO	NAME	LAP TIME	TIME OF DAY	LAP	VEHICLE
90	Chase FERNANDEZ	2:28.318	15:08:06.420	1	R Racing
90	Chase FERNANDEZ	2:21.869	15:10:28.373	2	R Racing

Leader History

NO	NAME	FROM LAP	LAPS LED	DISTANCE	VEHICLE
90	Chase FERNANDEZ	1	8	23.75 miles	R Racing

2024 Ginetta Junior Championship

RACE 2 - ROUND 14 - STATISTICS

CLASS : ROOKIE

18 Starters

Fastest Lap History

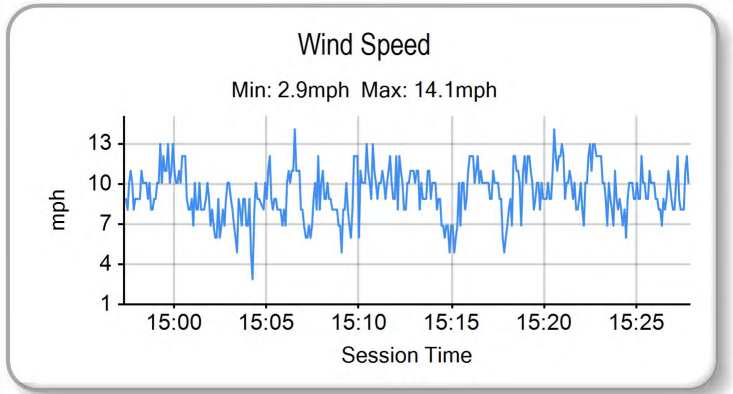
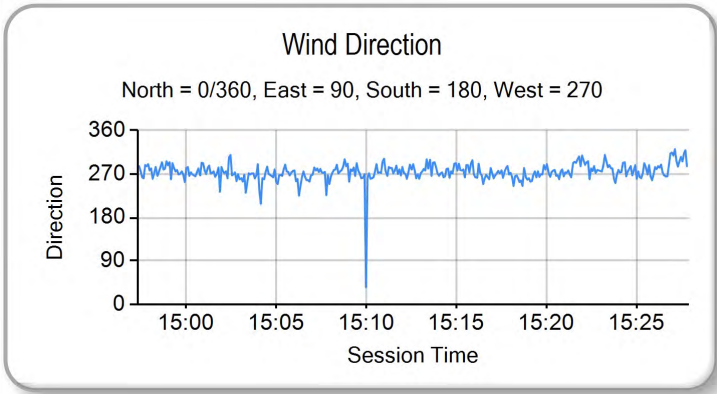
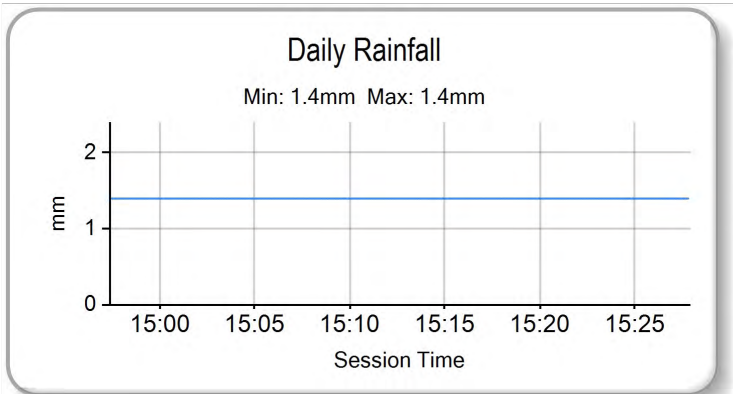
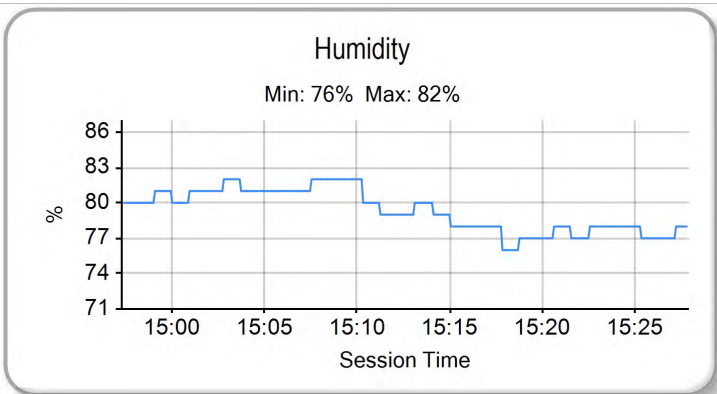
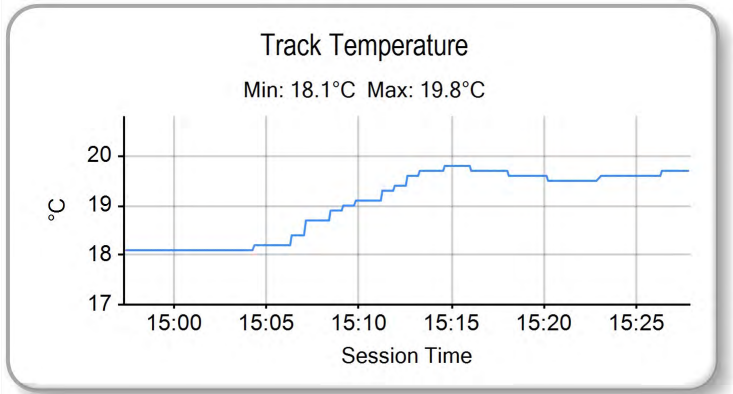
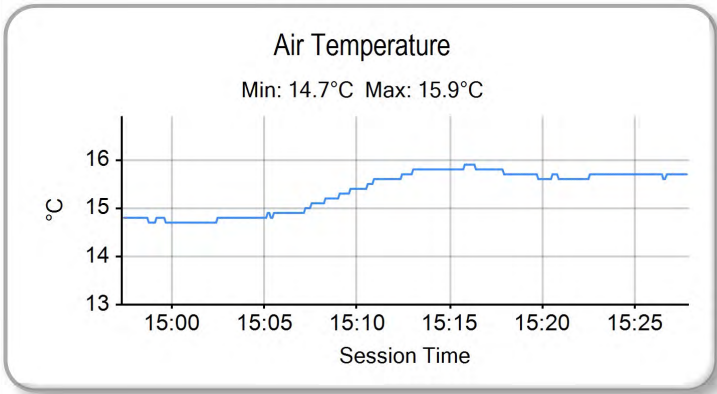
NO	NAME	LAP TIME	TIME OF DAY	LAP	VEHICLE
27	Alfie SLATER	2:28.129	15:08:06.310	1	R Racing
25	Ethan JEFF-HALL	2:21.886	15:10:28.473	2	R Racing

Leader History

NO	NAME	FROM LAP	LAPS LED	DISTANCE	VEHICLE
27	Alfie SLATER	1	1	2.96 miles	R Racing
25	Ethan JEFF-HALL	2	7	20.78 miles	R Racing

2024 Ginetta Junior Championship

RACE 2 - ROUND 14 - WEATHER CONDITIONS



2024 Ginetta Junior Championship

RACE 7 - ROUND 15 - GRID (20 minutes)

ROW 12	23	45 Jack ROBINSON (F)	24	20 Ntiyiso MABUNDA (F)
ROW 11	21	17 James SHOTTON	22	70 Jude PETERS (F)
ROW 10	19	2:25.566 23 Holly MIALL	20	2:32.288 19 Mahlori MABUNDA (F)
ROW 9	17	2:24.727 31 Felix LIVESEY	18	2:25.131 4 James ELLIS (F)
ROW 8	15	2:24.181 74 Alfie DAVIES (F)	16	2:24.535 28 Harry MOSS
ROW 7	13	2:23.741 18 Torrin BYRNE (F)	14	2:23.984 11 Ruben DAN
ROW 6	11	2:23.581 43 Archie CLARK	12	2:23.668 7 Nickolas ELLIS
ROW 5	9	2:23.376 35 Isaac PHELPS	10	2:23.389 53 Ethan CARNEY
ROW 4	7	2:22.670 67 Marcus SAETER	8	2:23.325 5 Tom INGRAM HILL
ROW 3	5	2:22.334 25 Ethan JEFF-HALL	6	2:22.423 75 Colin CRONIN
ROW 2	3	2:21.896 50 Charlie HART	4	2:22.196 27 Alfie SLATER
ROW 1	1	2:21.399 90 Chase FERNANDEZ	2	2:21.850 26 Henry JOSLYN
Pole				

These results are provisional until the conclusion of any judicial and technical matters.

Snetterton 300: 2.9689 miles

Clerk Of Course: Paul Levitt	Stewards:	Timekeeper: Gethin Rees	
------------------------------	-----------	-------------------------	--

Results can be found at www.tsl-timing.com

Printed - 15:34 Saturday, 13 July 2024

2024 Ginetta Junior Championship

RACE 7 - ROUND 15 - CLASSIFICATION - AMENDED

Race Distance: 9 Laps / 26.72 miles

POS	NO	CL	PIC	NAME	NAT	ENTRY	LAPS	TIME	GAP	DIFF	MPH	BEST	ON	GRD	↑↓
1	90	J	1	Chase FERNANDEZ	GBR	R Racing	9	21:31.863			74.46	2:22.240	2	1	0
2	25	R	1	Ethan JEFF-HALL	GBR	R Racing	9	21:32.444	0.581	0.581	74.42	2:21.956	6	5	3
3	26*	J	2	Henry JOSLYN	GBR	Preptech UK	9	21:32.593	0.730	0.149	74.41	2:22.473	3	2	-1
4	27	R	2	Alfie SLATER	GBR	R Racing	9	21:35.559	3.696	2.966	74.24	2:22.523	4	4	0
5	67	R	3	Marcus SAETER	NOR	R Racing	9	21:35.815	3.952	0.256	74.23	2:21.989	2	7	2
6	50	J	3	Charlie HART	GBR	Elite Motorsport	9	21:36.146	4.283	0.331	74.21	2:22.410	3	3	-3
7	75	R	4	Colin CRONIN	IRL	Fox Motorsport	9	21:36.944	5.081	0.798	74.16	2:22.790	3	6	-1
8	35	R	5	Isaac PHELPS	GBR	Elite Motorsport	9	21:40.887	9.024	3.943	73.94	2:22.964	2	9	1
9	5	R	6	Tom INGRAM HILL	GBR	R Racing	9	21:46.916	15.053	6.029	73.60	2:23.651	3	8	-1
10	18	R	7	Torrin BYRNE (F)	GBR	Pace Performance	9	21:47.085	15.222	0.169	73.59	2:23.203	2	13	3
11	43	R	8	Archie CLARK	GBR	Elite Motorsport	9	21:53.795	21.932	6.710	73.21	2:24.300	4	11	0
12	31	J	4	Felix LIVESEY	GBR	MDD Racing	9	21:54.185	22.322	0.390	73.19	2:23.949	2	17	5
13	28	J	5	Harry MOSS	GBR	R Racing	9	21:55.787	23.924	1.602	73.10	2:24.162	3	16	3
14	74	R	9	Alfie DAVIES (F)	GBR	Preptech UK	9	21:55.953	24.090	0.166	73.09	2:24.384	8	15	1
15	53*	R	10	Ethan CARNEY	USA	Preptech UK	9	21:59.443	27.580	3.490	72.90	2:24.618	2	10	-5
16	4	R	11	James ELLIS (F)	GBR	MDD Racing	9	21:59.521	27.658	0.078	72.89	2:24.276	3	18	2
17	45	R	12	Jack ROBINSON (F)	GBR	Fox Motorsport	9	21:59.664	27.801	0.143	72.89	2:23.931	7	23	6
18	23	J	6	Holly MIALL	GBR	Fox Motorsport	9	22:01.278	29.415	1.614	72.80	2:24.568	7	19	1
19	20	R	13	Ntiyiso MABUNDA (F)	ZAF	Pace Performance	9	22:03.868	32.005	2.590	72.66	2:24.620	2	24	5
20	17	R	14	James SHOTTON	GBR	Fox Motorsport	9	22:03.884	32.021	0.016	72.65	2:22.887	9	21	1
21	19*	R	15	Mahlori MABUNDA (F)	ZAF	Pace Performance	9	22:23.253	51.390	19.369	71.61	2:26.103	6	20	-1
22	11*	R	16	Ruben DAN	AUS	Elite Motorsport	9	23:33.616	2:01.753	1:10.363	68.04	2:24.235	2	14	-8

NOT CLASSIFIED

DNF	7	R		Nickolas ELLIS	IMN	Elite Motorsport	8	20:24.637	1 Lap	1 Lap	69.82	2:24.239	2	12	
DNF	70	R		Jude PETERS (F)	GBR	E3 Sport	7	17:16.876	2 Laps	1 Lap	72.15	2:24.029	3	22	

FASTEST LAP

25	R			Ethan JEFF-HALL	GBR	R Racing	6	2:21.956			75.29 mph	121.16 kph			
90	J			Chase FERNANDEZ	GBR	R Racing	2	2:22.240			75.14 mph	120.92 kph			

Comments:

- *Cars 11,19 & 53 - 5 second time penalty for exceeding track limits
- *Car 26 - Time penalty rescinded

Weather / Track : Bright / Dry

Date: 14/07/2024 Start: 10:04 Finish: 10:25

These results are provisional until the conclusion of any judicial and technical matters.

Snetterton 300: 2.9689 miles

Clerk Of Course: Paul Levitt	Stewards:	Timekeeper: Gethin Rees	
------------------------------	-----------	-------------------------	--

Results can be found at www.tsl-timing.com

Printed - 11:14 Sunday, 14 July 2024

2024 Ginetta Junior Championship

RACE 7 - ROUND 15 - LAP CHART

LAP 1 @ 10:06:34.310			LAP 2 @ 10:08:56.734			LAP 3 @ 10:11:19.069			LAP 4 @ 10:13:41.714			LAP 5 @ 10:16:04.418		
NO	BEHIND	LAP TIME	NO	BEHIND	LAP TIME	NO	BEHIND	LAP TIME	NO	BEHIND	LAP TIME	NO	BEHIND	LAP TIME
26		2:28.571	90		2:22.240	90		2:22.335	90		2:22.645	90		2:22.704
90	0.184	2:28.755	26	0.128	2:22.552	26	0.266	2:22.473	26	0.193	2:22.572	26	0.197	2:22.708
50	0.859	2:29.430	27	1.447	2:22.805	25	1.653	2:22.414	25	1.527	2:22.519	25	1.136	2:22.313
27	1.066	2:29.637	25	1.574	2:22.343	27	1.871	2:22.759	27	1.749	2:22.523	50	2.739	2:23.403
25	1.655	2:30.226	50	2.025	2:23.590	50	2.100	2:22.410	50	2.040	2:22.585	67	3.000	2:23.237
75	2.345	2:30.916	67	2.650	2:21.989	67	2.590	2:22.275	67	2.467	2:22.522	27	3.287	2:24.242
67	3.085	2:31.656	75	3.050	2:23.129	75	3.505	2:22.790	75	3.814	2:22.954	75	4.020	2:22.910
35	3.361	2:31.932	35	3.901	2:22.964	35	4.832	2:23.266	35	5.326	2:23.139	35	6.271	2:23.649
5	4.846	2:33.417	18	5.835	2:23.203	18	7.124	2:23.624	18	8.789	2:24.310	18	10.177	2:24.092
18	5.056	2:33.627	5	6.124	2:23.702	5	7.440	2:23.651	5	9.072	2:24.277	5	10.661	2:24.293
43	5.480	2:34.051	31	7.456	2:23.949	11	10.536	2:24.709	11	12.342	2:24.451	43	14.473	2:24.633
53	5.775	2:34.346	43	7.654	2:24.598	53	10.744	2:25.110	43	12.544	2:24.300	11	14.748	2:25.110
31	5.931	2:34.502	53	7.969	2:24.618	43	10.889	2:25.570	31	12.849	2:24.189	31	15.085	2:24.940
11	6.351	2:34.922	11	8.162	2:24.235	31	11.305	2:26.184	53	13.452	2:25.353	53	15.795	2:25.047
7	6.589	2:35.160	7	8.404	2:24.239	7	11.509	2:25.440	7	13.927	2:25.063	7	15.978	2:24.755
74	7.076	2:35.647	74	9.785	2:25.133	74	11.836	2:24.386	74	14.405	2:25.214	74	16.216	2:24.515
17	7.573	2:36.144	28	11.319	2:25.640	28	13.146	2:24.162	28	15.110	2:24.609	28	16.718	2:24.312
28	8.103	2:36.674	70	11.712	2:24.054	70	13.406	2:24.029	70	15.404	2:24.643	70	16.888	2:24.188
70	10.082	2:38.653	4	12.484	2:24.469	4	14.425	2:24.276	4	16.584	2:24.804	4	18.939	2:25.059
4	10.439	2:39.010	45	12.850	2:24.143	45	14.841	2:24.326	45	16.780	2:24.584	45	19.077	2:25.001
45	11.131	2:39.702	20	13.543	2:24.620	20	16.193	2:24.985	20	18.540	2:24.992	20	21.972	2:26.136
23	11.276	2:39.847	23	14.493	2:25.641	23	16.866	2:24.708	23	19.326	2:25.105	23	21.975	2:25.353
20	11.347	2:39.918	19	17.094	2:27.778	19	21.296	2:26.537	19	25.521	2:26.870	19	29.010	2:26.193
19	11.740	2:40.311	17	28.562	2:43.413	17	29.654	2:23.427	17	30.918	2:23.909	17	31.662	2:23.448

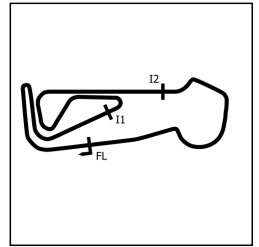
2024 Ginetta Junior Championship

RACE 7 - ROUND 15 - LAP CHART

LAP 6 @ 10:18:27.099			LAP 7 @ 10:20:50.452			LAP 8 @ 10:23:14.173			LAP 9 @ 10:25:37.602		
NO	BEHIND	LAP TIME	NO	BEHIND	LAP TIME	NO	BEHIND	LAP TIME	NO	BEHIND	LAP TIME
90		2:22.681	90		2:23.353	90		2:23.721	90		2:23.429
26	0.165	2:22.649	26	0.147	2:23.335	25	0.173	2:23.310	25	0.581	2:23.837
25	0.411	2:21.956	25	0.584	2:23.526	26	0.513	2:24.087	26	0.730	2:23.646
67	3.548	2:23.229	67	3.541	2:23.346	67	3.040	2:23.220	27	3.696	2:23.804
27	4.677	2:24.071	27	4.395	2:23.071	27	3.321	2:22.647	67	3.952	2:24.341
50	4.807	2:24.749	50	4.569	2:23.115	50	3.509	2:22.661	50	4.283	2:24.203
75	5.284	2:23.945	75	5.370	2:23.439	75	5.246	2:23.597	75	5.081	2:23.264
35	7.618	2:24.028	35	8.182	2:23.917	35	8.467	2:24.006	35	9.024	2:23.986
18	11.612	2:24.116	18	12.514	2:24.255	18	13.154	2:24.361	5	15.053	2:24.925
5	11.992	2:24.012	5	12.978	2:24.339	5	13.557	2:24.300	18	15.222	2:25.497
31	18.234	2:25.830	43	19.613	2:24.554	43	20.726	2:24.834	43	21.932	2:24.635
43	18.412	2:26.620	31	19.824	2:24.943	31	20.990	2:24.887	31	22.322	2:24.761
53	18.625	2:25.511	53	20.189	2:24.917	53	21.179	2:24.711	53	22.580	2:24.830
28	19.143	2:25.106	28	21.406	2:25.616	28	22.169	2:24.484	28	23.924	2:25.184
74	19.594	2:26.059	74	22.081	2:25.840	74	22.744	2:24.384	74	24.090	2:24.775
70	21.880	2:27.673	4	23.259	2:24.580	4	25.595	2:26.057	4	27.658	2:25.492
4	22.032	2:25.774	45	23.399	2:23.931	45	26.173	2:26.495	45	27.801	2:25.057
7	22.160	2:28.863	23	26.129	2:24.568	23	27.442	2:25.034	23	29.415	2:25.402
45	22.821	2:26.425	20	27.545	2:25.477	20	29.825	2:26.001	20	32.005	2:25.609
23	24.914	2:25.620	70	32.163	2:33.636	17	32.563	2:23.459	17	32.021	2:22.887
20	25.421	2:26.130	17	32.825	2:23.752	19	41.876	2:27.831	19	46.390	2:27.943
17	32.426	2:23.445	19	37.766	2:28.687	7	1:16.203	2:36.300	11	1:56.753	2:35.120
19	32.432	2:26.103	7	1:03.624	3:04.817	11	1:45.062	2:32.575			
11	1:24.814	3:32.747 P	11	1:36.208	2:34.747						

2024 Ginetta Junior Championship

RACE 7 - ROUND 15 - SECTOR ANALYSIS



SECTOR 1 = FL to I1, SECTOR 2 = I1 to I2, SECTOR 3 = I2 to FL, DIFF = Difference To Personal Best Lap, P = Crossed Finish Line in Pit Lane, D = Time Disallowed

P1 90 J		Chase FERNANDEZ					R Racing			
IDEAL LAP TIME : 2:21.439		BEST LAP TIME : 2:22.240			DIFFERENCE : 0.801					
LAP	SECTOR 1	SECTOR 2		SECTOR 3		LAP TIME	MPH	DIFF	TIME OF DAY	
1 -		94.3	50.254	109.8	46.555	95.3	2:28.755	71.84	6.515	10:06:34.494
2 -	44.630	95.0	50.398	108.9	47.212	93.4	2:22.240 (1)	75.14		10:08:56.734
3 -	44.748	93.0	50.688	106.8	46.899	93.0	2:22.335 (2)	75.09	0.095	10:11:19.069
4 -	44.853	93.4	50.864	107.0	46.928	94.7	2:22.645 (3)	74.92	0.405	10:13:41.714
5 -	44.964	93.3	50.845	107.0	46.895	95.0	2:22.704	74.89	0.464	10:16:04.418
6 -	44.915	93.8	50.741	107.3	47.025	92.6	2:22.681	74.90	0.441	10:18:27.099
7 -	45.403	92.3	50.982	107.8	46.968	94.2	2:23.353	74.55	1.113	10:20:50.452
8 -	45.831	93.9	50.904	107.8	46.986	93.7	2:23.721	74.36	1.481	10:23:14.173
9 -	45.565	94.2	50.788	108.2	47.076	92.3	2:23.429	74.51	1.189	10:25:37.602

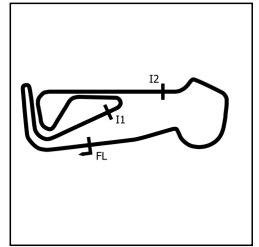
P2 25 R		Ethan JEFF-HALL					R Racing			
IDEAL LAP TIME : 2:21.818		BEST LAP TIME : 2:21.956			DIFFERENCE : 0.138					
LAP	SECTOR 1	SECTOR 2		SECTOR 3		LAP TIME	MPH	DIFF	TIME OF DAY	
1 -		94.7	50.508	110.1	46.655	96.1	2:30.226	71.14	8.270	10:06:35.965
2 -	44.664	95.4	50.930	109.2	46.749	96.8	2:22.343 (3)	75.08	0.387	10:08:58.308
3 -	44.886	94.9	50.611	110.1	46.917	94.9	2:22.414	75.04	0.458	10:11:20.722
4 -	44.853	94.3	50.774	108.4	46.892	94.5	2:22.519	74.99	0.563	10:13:43.241
5 -	44.787	94.3	50.697	108.9	46.829	95.1	2:22.313 (2)	75.10	0.357	10:16:05.554
6 -	44.782	94.9	50.528	110.3	46.646	96.4	2:21.956 (1)	75.29		10:18:27.510
7 -	45.316	94.1	50.952	110.3	47.258	95.4	2:23.526	74.46	1.570	10:20:51.036
8 -	45.338	92.8	51.097	110.1	46.875	95.7	2:23.310	74.58	1.354	10:23:14.346
9 -	45.826	93.5	51.050	109.8	46.961	95.0	2:23.837	74.30	1.881	10:25:38.183

P3 27 R		Alfie SLATER					R Racing			
IDEAL LAP TIME : 2:21.818		BEST LAP TIME : 2:22.523			DIFFERENCE : 0.705					
LAP	SECTOR 1	SECTOR 2		SECTOR 3		LAP TIME	MPH	DIFF	TIME OF DAY	
1 -		95.0	50.376	110.5	46.571	96.9	2:29.637	71.42	7.114	10:06:35.376
2 -	44.957	95.5	50.984	108.2	46.864	95.4	2:22.805	74.84	0.282	10:08:58.181
3 -	45.126	95.0	50.589	110.5	47.044	96.5	2:22.759 (3)	74.86	0.236	10:11:20.940
4 -	44.959	95.3	50.814	109.4	46.750	96.1	2:22.523 (1)	74.99		10:13:43.463
5 -	44.927	95.1	50.630	110.0	48.685	96.4	2:24.242	74.09	1.719	10:16:07.705
6 -	44.871	95.3	52.191	108.4	47.009	96.1	2:24.071	74.18	1.548	10:18:31.776
7 -	45.381	94.6	50.818	109.1	46.872	95.8	2:23.071	74.70	0.548	10:20:54.847
8 -	45.109	95.4	50.624	110.5	46.914	96.5	2:22.647 (2)	74.92	0.124	10:23:17.494
9 -	45.782	94.7	50.731	108.7	47.291	93.9	2:23.804	74.32	1.281	10:25:41.298

P4 67 R		Marcus SAETER					R Racing			
IDEAL LAP TIME : 2:21.717		BEST LAP TIME : 2:21.989			DIFFERENCE : 0.272					
LAP	SECTOR 1	SECTOR 2		SECTOR 3		LAP TIME	MPH	DIFF	TIME OF DAY	
1 -		94.3	50.705	111.2	47.105	94.9	2:31.656	70.47	9.667	10:06:37.395
2 -	44.426	94.7	50.452	110.3	47.111	95.1	2:21.989 (1)	75.27		10:08:59.384
3 -	44.714	94.5	50.409	110.3	47.152	93.7	2:22.275 (2)	75.12	0.286	10:11:21.659
4 -	44.811	94.6	50.829	107.8	46.882	94.7	2:22.522 (3)	74.99	0.533	10:13:44.181
5 -	44.778	94.7	50.932	109.4	47.527	95.4	2:23.237	74.61	1.248	10:16:07.418
6 -	44.941	94.6	51.034	108.2	47.254	92.9	2:23.229	74.62	1.240	10:18:30.647
7 -	45.066	93.7	51.009	108.4	47.271	93.0	2:23.346	74.56	1.357	10:20:53.993
8 -	45.402	94.1	50.818	108.5	47.000	93.2	2:23.220	74.62	1.231	10:23:17.213
9 -	46.350	95.1	50.739	110.3	47.252	94.9	2:24.341	74.04	2.352	10:25:41.554

2024 Ginetta Junior Championship

RACE 7 - ROUND 15 - SECTOR ANALYSIS



SECTOR 1 = FL to I1, SECTOR 2 = I1 to I2, SECTOR 3 = I2 to FL, DIFF = Difference To Personal Best Lap, P = Crossed Finish Line in Pit Lane, D = Time Disallowed

P5 50 J		Charlie HART		Elite Motorsport						
IDEAL LAP TIME : 2:21.944		BEST LAP TIME : 2:22.410		DIFFERENCE : 0.466						
LAP	SECTOR 1	SECTOR 2	SECTOR 3	LAP TIME	MPH	DIFF	TIME OF DAY			
1 -		94.3	50.490	108.7	46.572	94.2	2:29.430	71.52	7.020	10:06:35.169
2 -	44.882	93.8	51.631	107.3	47.077	95.4	2:23.590	74.43	1.180	10:08:58.759
3 -	44.966	94.2	50.688	110.0	46.756	96.5	2:22.410 (1)	75.05		10:11:21.169
4 -	45.054	94.6	50.749	109.8	46.782	96.0	2:22.585 (2)	74.95	0.175	10:13:43.754
5 -	45.028	94.9	50.776	109.6	47.599	93.9	2:23.403	74.53	0.993	10:16:07.157
6 -	45.013	94.7	53.096	109.2	46.640	96.2	2:24.749	73.83	2.339	10:18:31.906
7 -	45.536	94.9	50.814	110.3	46.765	96.1	2:23.115	74.68	0.705	10:20:55.021
8 -	45.125	95.1	50.819	110.3	46.717	96.4	2:22.661 (3)	74.91	0.251	10:23:17.682
9 -	46.156	95.1	50.923	109.8	47.124	95.3	2:24.203	74.11	1.793	10:25:41.885

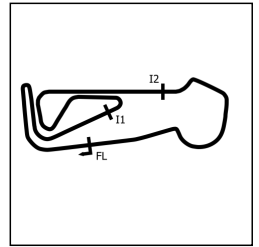
P6 75 R		Colin CRONIN		Fox Motorsport						
IDEAL LAP TIME : 2:22.343		BEST LAP TIME : 2:22.790		DIFFERENCE : 0.447						
LAP	SECTOR 1	SECTOR 2	SECTOR 3	LAP TIME	MPH	DIFF	TIME OF DAY			
1 -		93.8	50.783	109.2	46.789	94.9	2:30.916	70.82	8.126	10:06:36.655
2 -	44.849	93.7	50.705	108.7	47.575	95.5	2:23.129	74.67	0.339	10:08:59.784
3 -	44.893	93.9	50.747	107.8	47.150	93.9	2:22.790 (1)	74.85		10:11:22.574
4 -	44.963	93.9	51.039	107.7	46.952	93.8	2:22.954 (3)	74.76	0.164	10:13:45.528
5 -	45.024	93.3	50.830	107.8	47.056	95.0	2:22.910 (2)	74.78	0.120	10:16:08.438
6 -	45.093	93.8	51.869	107.5	46.983	95.4	2:23.945	74.25	1.155	10:18:32.383
7 -	45.582	93.8	50.896	109.8	46.961	94.6	2:23.439	74.51	0.649	10:20:55.822
8 -	45.495	92.9	51.019	108.5	47.083	93.3	2:23.597	74.43	0.807	10:23:19.419
9 -	45.219	94.3	50.938	109.1	47.107	94.6	2:23.264	74.60	0.474	10:25:42.683

P7 26 J		Henry JOSLYN		Preptech UK						
IDEAL LAP TIME : 2:21.440		BEST LAP TIME : 2:22.473		DIFFERENCE : 1.033						
LAP	SECTOR 1	SECTOR 2	SECTOR 3	LAP TIME	MPH	DIFF	TIME OF DAY			
1 -		93.7	50.286	110.0	46.456	95.8	2:28.571	71.93	6.098	10:06:34.310
2 -	44.698	94.2	50.416	109.4	47.438	95.7	2:22.552 (2)	74.97	0.079	10:08:56.862
3 -	44.872	94.6	50.815	107.8	46.786	94.9	2:22.473 (1)	75.01		10:11:19.335
4 -	44.827	95.0	50.782	108.5	46.963	96.0	2:22.572 (3)	74.96	0.099	10:13:41.907
5 -	44.975	94.5	50.884	108.5	46.849	96.1	2:22.708	74.89	0.235	10:16:04.615
6 -	45.050	94.7	50.735	108.5	46.864	95.4	2:22.649	74.92	0.176	10:18:27.264
7 -	45.429	93.8	50.969	110.7	46.937	96.0	2:23.335	74.56	0.862	10:20:50.599
8 -	46.142	94.3	51.036	110.1	46.909	96.1	2:24.087	74.17	1.614	10:23:14.686
9 -	45.611	93.7	51.331	110.3	46.704	96.4	2:23.646	74.40	1.173	10:25:38.332

P8 35 R		Isaac PHELPS		Elite Motorsport						
IDEAL LAP TIME : 2:22.660		BEST LAP TIME : 2:22.964		DIFFERENCE : 0.304						
LAP	SECTOR 1	SECTOR 2	SECTOR 3	LAP TIME	MPH	DIFF	TIME OF DAY			
1 -		93.7	50.740	110.7	47.476	96.0	2:31.932	70.34	8.968	10:06:37.671
2 -	44.807	94.1	51.044	106.8	47.113	95.4	2:22.964 (1)	74.76		10:09:00.635
3 -	44.938	93.8	51.130	107.2	47.198	94.6	2:23.266 (3)	74.60	0.302	10:11:23.901
4 -	44.931	94.1	51.086	107.5	47.122	94.2	2:23.139 (2)	74.66	0.175	10:13:47.040
5 -	45.147	93.7	51.346	107.3	47.156	94.2	2:23.649	74.40	0.685	10:16:10.689
6 -	45.287	93.7	51.251	107.7	47.490	93.3	2:24.028	74.20	1.064	10:18:34.717
7 -	45.164	93.9	51.314	107.5	47.439	93.4	2:23.917	74.26	0.953	10:20:58.634
8 -	45.303	93.3	51.336	107.2	47.367	92.4	2:24.006	74.21	1.042	10:23:22.640
9 -	45.286	93.8	51.300	107.0	47.400	92.5	2:23.986	74.23	1.022	10:25:46.626

2024 Ginetta Junior Championship

RACE 7 - ROUND 15 - SECTOR ANALYSIS



SECTOR 1 = FL to I1, SECTOR 2 = I1 to I2, SECTOR 3 = I2 to FL, DIFF = Difference To Personal Best Lap, P = Crossed Finish Line in Pit Lane, D = Time Disallowed

P9		5 R		Tom INGRAM HILL		R Racing				
IDEAL LAP TIME : 2:23.153		BEST LAP TIME : 2:23.651		DIFFERENCE : 0.498						
LAP	SECTOR 1	SECTOR 2	SECTOR 3	LAP TIME	MPH	DIFF	TIME OF DAY			
1 -		94.2	51.780	107.8	47.056	94.3	2:33.417	69.66	9.766	10:06:39.156
2 -	45.540	92.4	50.965	107.0	47.197	95.1	2:23.702 (2)	74.37	0.051	10:09:02.858
3 -	45.260	93.9	51.036	108.4	47.355	95.3	2:23.651 (1)	74.40		10:11:26.509
4 -	45.305	93.7	51.576	108.9	47.396	94.5	2:24.277	74.08	0.626	10:13:50.786
5 -	45.443	94.3	51.350	108.2	47.500	94.6	2:24.293	74.07	0.642	10:16:15.079
6 -	45.324	94.5	51.253	109.1	47.435	94.7	2:24.012 (3)	74.21	0.361	10:18:39.091
7 -	45.400	94.3	51.484	109.4	47.455	94.6	2:24.339	74.04	0.688	10:21:03.430
8 -	45.626	94.1	51.366	108.7	47.308	94.3	2:24.300	74.06	0.649	10:23:27.730
9 -	45.132	95.1	51.135	108.7	48.658	91.4	2:24.925	73.74	1.274	10:25:52.655

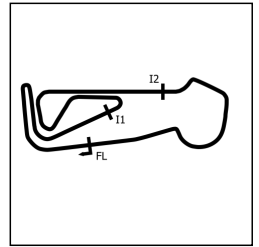
P10		18 R		Torrin BYRNE (F)		Pace Performance				
IDEAL LAP TIME : 2:23.203		BEST LAP TIME : 2:23.203		DIFFERENCE : 0.000						
LAP	SECTOR 1	SECTOR 2	SECTOR 3	LAP TIME	MPH	DIFF	TIME OF DAY			
1 -		94.5	51.658	109.4	47.131	96.0	2:33.627	69.57	10.424	10:06:39.366
2 -	45.214	92.3	50.951	107.8	47.038	93.8	2:23.203 (1)	74.63		10:09:02.569
3 -	45.278	92.9	51.193	107.2	47.153	93.9	2:23.624 (2)	74.41	0.421	10:11:26.193
4 -	45.419	92.6	51.482	106.5	47.409	93.5	2:24.310	74.06	1.107	10:13:50.503
5 -	45.282	93.0	51.268	106.8	47.542	93.8	2:24.092 (3)	74.17	0.889	10:16:14.595
6 -	45.420	93.3	51.253	107.0	47.443	93.7	2:24.116	74.16	0.913	10:18:38.711
7 -	45.352	92.8	51.442	107.3	47.461	93.2	2:24.255	74.09	1.052	10:21:02.966
8 -	45.554	93.0	51.238	106.8	47.569	92.8	2:24.361	74.03	1.158	10:23:27.327
9 -	45.278	93.7	51.348	107.2	48.871	91.8	2:25.497	73.45	2.294	10:25:52.824

P11		43 R		Archie CLARK		Elite Motorsport				
IDEAL LAP TIME : 2:23.630		BEST LAP TIME : 2:24.300		DIFFERENCE : 0.670						
LAP	SECTOR 1	SECTOR 2	SECTOR 3	LAP TIME	MPH	DIFF	TIME OF DAY			
1 -		94.1	52.402	110.5	47.281	96.0	2:34.051	69.37	9.751	10:06:39.790
2 -	45.370	93.9	51.469	108.9	47.759	96.2	2:24.598 (3)	73.91	0.298	10:09:04.388
3 -	45.960	93.8	51.421	107.8	48.189	96.6	2:25.570	73.42	1.270	10:11:29.958
4 -	45.833	93.7	51.295	109.6	47.172	96.1	2:24.300 (1)	74.06		10:13:54.258
5 -	45.771	94.2	51.215	109.1	47.647	94.2	2:24.633	73.89	0.333	10:16:18.891
6 -	45.305	94.1	52.656	109.2	48.659	94.9	2:26.620	72.89	2.320	10:18:45.511
7 -	45.664	93.5	51.452	108.0	47.438	94.5	2:24.554 (2)	73.93	0.254	10:21:10.065
8 -	46.274	93.5	51.153	108.2	47.407	93.2	2:24.834	73.79	0.534	10:23:34.899
9 -	45.525	93.7	51.462	107.8	47.648	93.7	2:24.635	73.89	0.335	10:25:59.534

P12		31 J		Felix LIVESEY		MDD Racing				
IDEAL LAP TIME : 2:23.515		BEST LAP TIME : 2:23.949		DIFFERENCE : 0.434						
LAP	SECTOR 1	SECTOR 2	SECTOR 3	LAP TIME	MPH	DIFF	TIME OF DAY			
1 -		93.7	51.259	110.0	47.080	96.6	2:34.502	69.17	10.553	10:06:40.241
2 -	45.395	93.7	51.155	109.1	47.399	93.7	2:23.949 (1)	74.24		10:09:04.190
3 -	46.957	93.4	51.683	108.0	47.544	95.0	2:26.184	73.11	2.235	10:11:30.374
4 -	45.704	93.5	51.199	109.2	47.286	95.0	2:24.189 (2)	74.12	0.240	10:13:54.563
5 -	45.699	92.8	51.181	108.5	48.060	94.9	2:24.940	73.74	0.991	10:16:19.503
6 -	45.329	93.5	51.912	107.3	48.589	92.1	2:25.830	73.29	1.881	10:18:45.333
7 -	46.221	93.2	51.414	106.8	47.308	94.5	2:24.943	73.73	0.994	10:21:10.276
8 -	46.343	92.5	51.106	107.5	47.438	93.4	2:24.887	73.76	0.938	10:23:35.163
9 -	45.968	90.9	51.393	106.1	47.400	93.2	2:24.761 (3)	73.83	0.812	10:25:59.924

2024 Ginetta Junior Championship

RACE 7 - ROUND 15 - SECTOR ANALYSIS



SECTOR 1 = FL to I1, SECTOR 2 = I1 to I2, SECTOR 3 = I2 to FL, DIFF = Difference To Personal Best Lap, P = Crossed Finish Line in Pit Lane, D = Time Disallowed

P13 28 J		Harry MOSS		R Racing						
IDEAL LAP TIME : 2:23.845		BEST LAP TIME : 2:24.162		DIFFERENCE : 0.317						
LAP	SECTOR 1	SECTOR 2	SECTOR 3	LAP TIME	MPH	DIFF	TIME OF DAY			
1 -		93.5	52.296	107.8	47.841	94.7	2:36.674	68.21	12.512	10:06:42.413
2 -	46.853	86.9	51.393	105.8	47.394	93.2	2:25.640	73.38	1.478	10:09:08.053
3 -	45.421	92.5	51.225	107.0	47.516	93.8	2:24.162 (1)	74.13		10:11:32.215
4 -	46.065	91.8	51.138	107.3	47.406	94.5	2:24.609	73.91	0.447	10:13:56.824
5 -	45.370	93.8	51.418	108.4	47.524	95.0	2:24.312 (2)	74.06	0.150	10:16:21.136
6 -	45.795	93.0	51.464	107.7	47.847	94.7	2:25.106	73.65	0.944	10:18:46.242
7 -	46.127	90.4	51.820	108.4	47.669	93.2	2:25.616	73.39	1.454	10:21:11.858
8 -	45.507	93.5	51.214	108.2	47.763	93.0	2:24.484 (3)	73.97	0.322	10:23:36.342
9 -	45.313	93.5	51.904	107.7	47.967	93.7	2:25.184	73.61	1.022	10:26:01.526

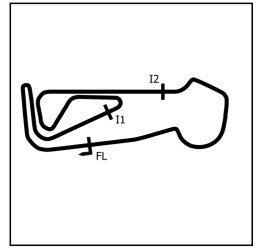
P14 74 R		Alfie DAVIES (F)		Preptech UK						
IDEAL LAP TIME : 2:23.742		BEST LAP TIME : 2:24.384		DIFFERENCE : 0.642						
LAP	SECTOR 1	SECTOR 2	SECTOR 3	LAP TIME	MPH	DIFF	TIME OF DAY			
1 -		91.6	52.204	108.4	47.403	94.7	2:35.647	68.66	11.263	10:06:41.386
2 -	46.122	91.0	51.471	106.6	47.540	93.3	2:25.133	73.64	0.749	10:09:06.519
3 -	45.472	92.9	51.644	108.0	47.270	94.9	2:24.386 (2)	74.02	0.002	10:11:30.905
4 -	45.888	92.5	51.496	107.8	47.830	94.3	2:25.214	73.60	0.830	10:13:56.119
5 -	45.531	93.3	51.331	107.3	47.653	95.3	2:24.515 (3)	73.95	0.131	10:16:20.634
6 -	46.511	92.3	51.498	109.1	48.050	94.7	2:26.059	73.17	1.675	10:18:46.693
7 -	45.705	91.8	52.006	109.4	48.129	93.2	2:25.840	73.28	1.456	10:21:12.533
8 -	45.721	92.5	51.110	108.2	47.553	93.8	2:24.384 (1)	74.02		10:23:36.917
9 -	45.362	93.3	51.367	108.0	48.046	95.3	2:24.775	73.82	0.391	10:26:01.692

P15 53 R		Ethan CARNEY		Preptech UK						
IDEAL LAP TIME : 2:23.686		BEST LAP TIME : 2:24.618		DIFFERENCE : 0.932						
LAP	SECTOR 1	SECTOR 2	SECTOR 3	LAP TIME	MPH	DIFF	TIME OF DAY			
1 -		93.9	51.666	109.6	47.148	97.1	2:34.346	69.24	9.728	10:06:40.085
2 -	45.807	94.2	51.147	109.2	47.664	96.2	2:24.618 (1)	73.90		10:09:04.703
3 -	46.150	94.1	51.226	109.4	47.734	95.4	2:25.110	73.65	0.492	10:11:29.813
4 -	46.459	94.5	51.156	109.8	47.738	94.3	2:25.353	73.53	0.735	10:13:55.166
5 -	45.467	94.5	51.127	109.4	48.453	95.8	2:25.047	73.68	0.429	10:16:20.213
6 -	45.502	94.5	51.280	108.9	48.729	95.3	2:25.511	73.45	0.893	10:18:45.724
7 -	46.434	91.6	51.071	109.6	47.412	95.3	2:24.917	73.75	0.299	10:21:10.641
8 -	46.124	93.4	51.124	109.8	47.463	94.7	2:24.711 (2)	73.85	0.093	10:23:35.352
9 -	45.862	92.9	51.483	109.4	47.485	95.3	2:24.830 (3)	73.79	0.212	10:26:00.182

P16 4 R		James ELLIS (F)		MDD Racing						
IDEAL LAP TIME : 2:24.092		BEST LAP TIME : 2:24.276		DIFFERENCE : 0.184						
LAP	SECTOR 1	SECTOR 2	SECTOR 3	LAP TIME	MPH	DIFF	TIME OF DAY			
1 -		92.9	53.082	106.0	49.159	92.5	2:39.010	67.21	14.734	10:06:44.749
2 -	45.556	92.6	51.367	107.0	47.546	93.5	2:24.469 (2)	73.98	0.193	10:09:09.218
3 -	45.407	92.5	51.440	106.6	47.429	93.4	2:24.276 (1)	74.08		10:11:33.494
4 -	45.511	92.8	51.803	107.2	47.490	94.6	2:24.804	73.81	0.528	10:13:58.298
5 -	46.077	92.4	51.473	107.2	47.509	93.3	2:25.059	73.68	0.783	10:16:23.357
6 -	46.305	93.7	51.661	106.6	47.808	93.3	2:25.774	73.31	1.498	10:18:49.131
7 -	45.773	92.6	51.256	107.7	47.551	94.7	2:24.580 (3)	73.92	0.304	10:21:13.711
8 -	46.119	92.3	51.684	107.7	48.254	92.3	2:26.057	73.17	1.781	10:23:39.768
9 -	45.674	93.3	51.513	107.0	48.305	93.2	2:25.492	73.46	1.216	10:26:05.260

2024 Ginetta Junior Championship

RACE 7 - ROUND 15 - SECTOR ANALYSIS



SECTOR 1 = FL to I1, SECTOR 2 = I1 to I2, SECTOR 3 = I2 to FL, DIFF = Difference To Personal Best Lap, P = Crossed Finish Line in Pit Lane, D = Time Disallowed

P17 45 R		Jack ROBINSON (F)		Fox Motorsport						
IDEAL LAP TIME : 2:23.627		BEST LAP TIME : 2:23.931		DIFFERENCE : 0.304						
LAP	SECTOR 1	SECTOR 2	SECTOR 3	LAP TIME	MPH	DIFF	TIME OF DAY			
1 -		93.5	52.208	106.6	49.776	92.0	2:39.702	66.92	15.771	10:06:45.441
2 -	45.674	92.5	51.035	108.0	47.434	94.9	2:24.143 (2)	74.14	0.212	10:09:09.584
3 -	45.621	92.6	51.263	108.0	47.442	95.0	2:24.326 (3)	74.05	0.395	10:11:33.910
4 -	45.243	93.4	51.725	108.4	47.616	95.7	2:24.584	73.92	0.653	10:13:58.494
5 -	46.004	92.8	51.495	109.4	47.502	94.5	2:25.001	73.71	1.070	10:16:23.495
6 -	46.060	93.0	53.016	107.5	47.349	94.1	2:26.425	72.99	2.494	10:18:49.920
7 -	45.427	93.4	51.155	109.4	47.349	95.1	2:23.931 (1)	74.25		10:21:13.851
8 -	46.141	93.2	51.635	109.1	48.719	93.5	2:26.495	72.95	2.564	10:23:40.346
9 -	45.416	93.3	51.237	108.7	48.404	92.9	2:25.057	73.68	1.126	10:26:05.403

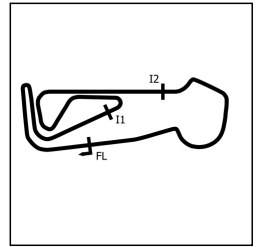
P18 23 J		Holly MIALL		Fox Motorsport						
IDEAL LAP TIME : 2:24.174		BEST LAP TIME : 2:24.568		DIFFERENCE : 0.394						
LAP	SECTOR 1	SECTOR 2	SECTOR 3	LAP TIME	MPH	DIFF	TIME OF DAY			
1 -		92.3	53.101	108.0	49.364	91.4	2:39.847	66.86	15.279	10:06:45.586
2 -	46.187	93.0	51.674	107.8	47.780	94.1	2:25.641	73.38	1.073	10:09:11.227
3 -	45.422	93.2	51.718	108.4	47.568	94.3	2:24.708 (2)	73.85	0.140	10:11:35.935
4 -	45.261	93.4	51.556	109.1	48.288	94.1	2:25.105	73.65	0.537	10:14:01.040
5 -	45.399	93.5	51.418	109.6	48.536	94.2	2:25.353	73.53	0.785	10:16:26.393
6 -	45.890	92.9	51.447	108.2	48.283	93.9	2:25.620	73.39	1.052	10:18:52.013
7 -	45.546	93.2	51.345	108.5	47.677	93.7	2:24.568 (1)	73.93		10:21:16.581
8 -	45.729	93.0	51.626	107.8	47.679	94.1	2:25.034 (3)	73.69	0.466	10:23:41.615
9 -	45.657	92.9	51.663	108.0	48.082	93.5	2:25.402	73.50	0.834	10:26:07.017

P19 20 R		Ntiyiso MABUNDA (F)		Pace Performance						
IDEAL LAP TIME : 2:24.324		BEST LAP TIME : 2:24.620		DIFFERENCE : 0.296						
LAP	SECTOR 1	SECTOR 2	SECTOR 3	LAP TIME	MPH	DIFF	TIME OF DAY			
1 -		92.4	51.731	110.7	50.000	90.9	2:39.918	66.83	15.298	10:06:45.657
2 -	45.844	92.0	51.390	107.5	47.386	94.1	2:24.620 (1)	73.90		10:09:10.277
3 -	45.718	92.3	51.949	107.0	47.318	94.2	2:24.985 (2)	73.71	0.365	10:11:35.262
4 -	45.702	92.1	51.657	106.8	47.633	92.9	2:24.992 (3)	73.71	0.372	10:14:00.254
5 -	45.907	91.9	51.544	107.0	48.685	95.4	2:26.136	73.13	1.516	10:16:26.390
6 -	46.291	93.0	51.304	108.7	48.535	94.2	2:26.130	73.14	1.510	10:18:52.520
7 -	46.083	91.8	51.480	107.3	47.914	92.5	2:25.477	73.46	0.857	10:21:17.997
8 -	46.234	91.1	51.785	107.0	47.982	92.3	2:26.001	73.20	1.381	10:23:43.998
9 -	45.820	91.6	51.646	107.0	48.143	92.3	2:25.609	73.40	0.989	10:26:09.607

P20 17 R		James SHOTTON		Fox Motorsport						
IDEAL LAP TIME : 2:22.738		BEST LAP TIME : 2:22.887		DIFFERENCE : 0.149						
LAP	SECTOR 1	SECTOR 2	SECTOR 3	LAP TIME	MPH	DIFF	TIME OF DAY			
1 -		93.3	51.884	107.0	47.336	95.4	2:36.144	68.44	13.257	10:06:41.883
2 -	1:04.789	81.9	51.221	106.1	47.403	92.6	2:43.413	65.40	20.526	10:09:25.296
3 -	45.267	92.1	51.155	106.0	47.005	92.6	2:23.427 (2)	74.51	0.540	10:11:48.723
4 -	45.553	90.6	51.272	105.8	47.084	92.8	2:23.909	74.26	1.022	10:14:12.632
5 -	45.142	92.8	51.169	106.1	47.137	93.5	2:23.448	74.50	0.561	10:16:36.080
6 -	45.294	93.4	51.080	107.5	47.071	95.8	2:23.445 (3)	74.50	0.558	10:18:59.525
7 -	45.943	92.6	50.899	107.5	46.910	94.1	2:23.752	74.35	0.865	10:21:23.277
8 -	45.468	92.9	50.959	107.2	47.032	92.8	2:23.459	74.50	0.572	10:23:46.736
9 -	45.093	93.5	50.735	108.4	47.059	93.0	2:22.887 (1)	74.80		10:26:09.623

2024 Ginetta Junior Championship

RACE 7 - ROUND 15 - SECTOR ANALYSIS



SECTOR 1 = FL to I1, SECTOR 2 = I1 to I2, SECTOR 3 = I2 to FL, DIFF = Difference To Personal Best Lap, P = Crossed Finish Line in Pit Lane, D = Time Disallowed

P21 19 R		Mahlori MABUNDA (F)					Pace Performance			
IDEAL LAP TIME : 2:25.935		BEST LAP TIME : 2:26.103			DIFFERENCE : 0.168					
LAP	SECTOR 1	SECTOR 2		SECTOR 3		LAP TIME	MPH	DIFF	TIME OF DAY	
1 -		92.3	52.306	106.8	49.190	92.1	2:40.311	66.67	14.208	10:06:46.050
2 -	47.021	90.9	52.109	105.0	48.648	90.8	2:27.778	72.32	1.675	10:09:13.828
3 -	46.274	90.6	51.960	103.5	48.303	91.1	2:26.537 (3)	72.93	0.434	10:11:40.365
4 -	46.240	90.9	52.108	104.0	48.522	91.0	2:26.870	72.77	0.767	10:14:07.235
5 -	46.233	90.9	51.886	103.8	48.074	91.3	2:26.193 (2)	73.10	0.090	10:16:33.428
6 -	45.996	91.5	52.054	104.6	48.053	91.1	2:26.103 (1)	73.15		10:18:59.531
7 -	46.925	91.9	52.243	106.0	49.519	91.1	2:28.687	71.88	2.584	10:21:28.218
8 -	46.529	91.4	52.343	105.1	48.959	89.9	2:27.831	72.29	1.728	10:23:56.049
9 -	46.872	91.4	52.288	104.6	48.783	90.5	2:27.943	72.24	1.840	10:26:23.992

P22 11 R		Ruben DAN					Elite Motorsport			
IDEAL LAP TIME : 2:23.638		BEST LAP TIME : 2:24.235			DIFFERENCE : 0.597					
LAP	SECTOR 1	SECTOR 2		SECTOR 3		LAP TIME	MPH	DIFF	TIME OF DAY	
1 -		92.5	51.331	108.0	47.539	95.5	2:34.922	68.98	10.687	10:06:40.661
2 -	45.558	93.3	51.135	109.1	47.542	96.6	2:24.235 (1)	74.10		10:09:04.896
3 -	45.601	93.4	51.425	108.9	47.683	92.9	2:24.709 (3)	73.85	0.474	10:11:29.605
4 -	45.795	92.5	51.364	105.8	47.292	93.2	2:24.451 (2)	73.99	0.216	10:13:54.056
5 -	45.636	92.8	51.527	105.8	47.947	95.5	2:25.110	73.65	0.875	10:16:19.166
6 -	45.211	94.3	52.337	105.8	IN PIT		3:32.747 P	50.23	1:08.512	10:19:51.913
7 -	OUTLAP	91.6	54.218	105.0	50.373	87.8	2:34.747	69.06	10.512	10:22:26.660
8 -	47.319	88.7	54.630	104.2	50.626	90.9	2:32.575	70.05	8.340	10:24:59.235
9 -	46.669	92.3	54.558	92.3	53.893	91.0	2:35.120	68.90	10.885	10:27:34.355

P23 7 R		Nickolas ELLIS					Elite Motorsport			
IDEAL LAP TIME : 2:23.958		BEST LAP TIME : 2:24.239			DIFFERENCE : 0.281					
LAP	SECTOR 1	SECTOR 2		SECTOR 3		LAP TIME	MPH	DIFF	TIME OF DAY	
1 -		94.2	52.516	106.0	47.424	96.6	2:35.160	68.88	10.921	10:06:40.899
2 -	45.496	94.2	51.269	109.8	47.474	96.1	2:24.239 (1)	74.09		10:09:05.138
3 -	46.179	92.6	51.905	108.9	47.356	96.4	2:25.440	73.48	1.201	10:11:30.578
4 -	46.092	92.5	51.492	106.5	47.479	95.5	2:25.063 (3)	73.67	0.824	10:13:55.641
5 -	45.333	94.6	51.358	107.7	48.064	96.6	2:24.755 (2)	73.83	0.516	10:16:20.396
6 -	46.844	92.8	52.475	108.0	49.544	93.3	2:28.863	71.79	4.624	10:18:49.259
7 -	1:13.542	88.1	54.771	103.0	56.504	78.6	3:04.817	57.83	40.578	10:21:54.076
8 -	51.332	90.4	54.370	103.7	50.598	89.1	2:36.300	68.38	12.061	10:24:30.376

P24 70 R		Jude PETERS (F)					E3 Sport			
IDEAL LAP TIME : 2:23.348		BEST LAP TIME : 2:24.029			DIFFERENCE : 0.681					
LAP	SECTOR 1	SECTOR 2		SECTOR 3		LAP TIME	MPH	DIFF	TIME OF DAY	
1 -		93.4	52.262	107.8	48.856	92.8	2:38.653	67.36	14.624	10:06:44.392
2 -	45.622	91.9	50.804	108.5	47.628	94.1	2:24.054 (2)	74.19	0.025	10:09:08.446
3 -	45.260	93.5	51.190	108.0	47.579	94.5	2:24.029 (1)	74.20		10:11:32.475
4 -	45.871	91.1	51.488	108.0	47.284	95.0	2:24.643	73.89	0.614	10:13:57.118
5 -	45.418	93.4	51.334	108.9	47.436	95.8	2:24.188 (3)	74.12	0.159	10:16:21.306
6 -	46.060	93.5	52.248	107.8	49.365	91.8	2:27.673	72.37	3.644	10:18:48.979
7 -	53.475	92.9	52.066	103.7	48.095	89.4	2:33.636	69.56	9.607	10:21:22.615

2024 Ginetta Junior Championship

RACE 7 - ROUND 15 - BEST SECTORS

SECTOR 1			SECTOR 2			SECTOR 3			IDEAL / BEST COMPARISON						
POS	NO	NAME	TIME	NO	NAME	TIME	NO	NAME	TIME	POS	NO	NAME	IDEAL	BEST	DIFF
													PERFECT LAP	2:21.136	
1	67	SAETER	44.426	90	FERNANDEZ	50.254	26	JOSLYN	46.456	1	90	FERNANDEZ	2:21.439	2:22.240	0.801
2	90	FERNANDEZ	44.630	26	JOSLYN	50.286	90	FERNANDEZ	46.555	2	26	JOSLYN	2:21.440	2:22.473	1.033
3	25	JEFF-HALL	44.664	27	SLATER	50.376	27	SLATER	46.571	3	67	SAETER	2:21.717	2:21.989	0.272
4	26	JOSLYN	44.698	67	SAETER	50.409	50	HART	46.572	4	27	SLATER	2:21.818	2:22.523	0.705
5	35	PHELPS	44.807	50	HART	50.490	25	JEFF-HALL	46.646	5	25	JEFF-HALL	2:21.818	2:21.956	0.138
6	75	CRONIN	44.849	25	JEFF-HALL	50.508	75	CRONIN	46.789	6	50	HART	2:21.944	2:22.410	0.466
7	27	SLATER	44.871	75	CRONIN	50.705	67	SAETER	46.882	7	75	CRONIN	2:22.343	2:22.790	0.447
8	50	HART	44.882	17	SHOTTON	50.735	17	SHOTTON	46.910	8	35	PHELPS	2:22.660	2:22.964	0.304
9	17	SHOTTON	45.093	35	PHELPS	50.740	18	BYRNE (F)	47.038	9	17	SHOTTON	2:22.738	2:22.887	0.149
10	5	INGRAM HILL	45.132	70	PETERS (F)	50.804	5	INGRAM HILL	47.056	10	5	INGRAM HILL	2:23.153	2:23.651	0.498
11	11	DAN	45.211	18	BYRNE (F)	50.951	31	LIVESEY	47.080	11	18	BYRNE (F)	2:23.203	2:23.203	0.000
12	18	BYRNE (F)	45.214	5	INGRAM HILL	50.965	35	PHELPS	47.113	12	70	PETERS (F)	2:23.348	2:24.029	0.681
13	45	ROBINSON (F)	45.243	45	ROBINSON (F)	51.035	53	CARNEY	47.148	13	31	LIVESEY	2:23.515	2:23.949	0.434
14	70	PETERS (F)	45.260	53	CARNEY	51.071	43	CLARK	47.172	14	45	ROBINSON (F)	2:23.627	2:23.931	0.304
15	23	MIALL	45.261	31	LIVESEY	51.106	74	DAVIES (F)	47.270	15	43	CLARK	2:23.630	2:24.300	0.670
16	43	CLARK	45.305	74	DAVIES (F)	51.110	70	PETERS (F)	47.284	16	11	DAN	2:23.638	2:24.235	0.597
17	28	MOSS	45.313	11	DAN	51.135	11	DAN	47.292	17	53	CARNEY	2:23.686	2:24.618	0.932
18	31	LIVESEY	45.329	28	MOSS	51.138	20	MABUNDA (F)	47.318	18	74	DAVIES (F)	2:23.742	2:24.384	0.642
19	7	ELLIS	45.333	43	CLARK	51.153	45	ROBINSON (F)	47.349	19	28	MOSS	2:23.845	2:24.162	0.317
20	74	DAVIES (F)	45.362	4	ELLIS (F)	51.256	7	ELLIS	47.356	20	7	ELLIS	2:23.958	2:24.239	0.281
21	4	ELLIS (F)	45.407	7	ELLIS	51.269	28	MOSS	47.394	21	4	ELLIS (F)	2:24.092	2:24.276	0.184
22	53	CARNEY	45.467	20	MABUNDA (F)	51.304	4	ELLIS (F)	47.429	22	23	MIALL	2:24.174	2:24.568	0.394
23	20	MABUNDA (F)	45.702	23	MIALL	51.345	23	MIALL	47.568	23	20	MABUNDA (F)	2:24.324	2:24.620	0.296
24	19	MABUNDA (F)	45.996	19	MABUNDA (F)	51.886	19	MABUNDA (F)	48.053	24	19	MABUNDA (F)	2:25.935	2:26.103	0.168

2024 Ginetta Junior Championship

RACE 7 - ROUND 15 - BEST SPEEDS

POS	INTERMEDIATE 1			INTERMEDIATE 2			FINISH LINE		
	NO	NAME	MPH	NO	NAME	MPH	NO	NAME	MPH
1	27	SLATER	95.5	67	SAETER	111.2	53	CARNEY	97.1
2	25	JEFF-HALL	95.4	26	JOSLYN	110.7	27	SLATER	96.9
3	67	SAETER	95.1	35	PHELPS	110.7	25	JEFF-HALL	96.8
4	50	HART	95.1	20	MABUNDA (F)	110.7	43	CLARK	96.6
5	5	INGRAM HILL	95.1	27	SLATER	110.5	31	LIVESEY	96.6
6	90	FERNANDEZ	95.0	43	CLARK	110.5	11	DAN	96.6
7	26	JOSLYN	95.0	25	JEFF-HALL	110.3	7	ELLIS	96.6
8	7	ELLIS	94.6	50	HART	110.3	50	HART	96.5
9	18	BYRNE (F)	94.5	31	LIVESEY	110.0	26	JOSLYN	96.4
10	53	CARNEY	94.5	90	FERNANDEZ	109.8	35	PHELPS	96.0
11	75	CRONIN	94.3	75	CRONIN	109.8	18	BYRNE (F)	96.0
12	11	DAN	94.3	53	CARNEY	109.8	17	SHOTTON	95.8
13	43	CLARK	94.2	7	ELLIS	109.8	70	PETERS (F)	95.8
14	35	PHELPS	94.1	23	MIALL	109.6	45	ROBINSON (F)	95.7
15	28	MOSS	93.8	5	INGRAM HILL	109.4	75	CRONIN	95.5
16	31	LIVESEY	93.7	18	BYRNE (F)	109.4	67	SAETER	95.4
17	4	ELLIS (F)	93.7	74	DAVIES (F)	109.4	20	MABUNDA (F)	95.4
18	45	ROBINSON (F)	93.5	45	ROBINSON (F)	109.4	90	FERNANDEZ	95.3
19	23	MIALL	93.5	11	DAN	109.1	5	INGRAM HILL	95.3
20	17	SHOTTON	93.5	70	PETERS (F)	108.9	74	DAVIES (F)	95.3
21	70	PETERS (F)	93.5	28	MOSS	108.4	28	MOSS	95.0
22	74	DAVIES (F)	93.3	17	SHOTTON	108.4	4	ELLIS (F)	94.7
23	20	MABUNDA (F)	93.0	4	ELLIS (F)	107.7	23	MIALL	94.3
24	19	MABUNDA (F)	92.3	19	MABUNDA (F)	106.8	19	MABUNDA (F)	92.1

2024 Ginetta Junior Championship

RACE 7 - ROUND 15 - STATISTICS

Competitors Started 24
Planned Start 2024-07-14 @ 10:05:00.000
Actual Start 2024-07-14 @ 10:04:05.738
Finish Time 2024-07-14 @ 10:25:37.258
Track Length 2.9689mi.
Total Laps 213
Total Distance Covered 632.3781mi.

Session Fastest Lap History

NO	CL	NAME	LAP TIME	TIME OF DAY	LAP	VEHICLE
26	JUNIOR	Henry JOSLYN	2:28.571	10:06:34.331	1	Preptech UK
90	JUNIOR	Chase FERNANDEZ	2:22.240	10:08:56.753	2	R Racing
67	ROOKIE	Marcus SAETER	2:21.989	10:08:59.397	2	R Racing
25	ROOKIE	Ethan JEFF-HALL	2:21.956	10:18:27.523	6	R Racing

Session Leader History

NO	CL	NAME	FROM LAP	LAPS LED	DISTANCE	VEHICLE
26	JUNIOR	Henry JOSLYN	1	1	2.96 miles	Preptech UK
90	JUNIOR	Chase FERNANDEZ	2	8	23.75 miles	R Racing

Flag History

TYPE	TIME OF DAY
GREEN	10:04:05.738
FINISH	10:25:37.258

Flag Statistics

TYPE	COUNT	TOTAL LAPS	TOTAL TIME
Green	1	9	24:39.390
Red	0	0	0.000
Safety Car	0	0	0.000
FCY	0	0	0.000

2024 Ginetta Junior Championship

RACE 7 - ROUND 15 - STATISTICS

CLASS : JUNIOR

6 Starters

Fastest Lap History

NO	NAME	LAP TIME	TIME OF DAY	LAP	VEHICLE
26	Henry JOSLYN	2:28.571	10:06:34.331	1	Preptech UK
90	Chase FERNANDEZ	2:22.240	10:08:56.753	2	R Racing

Leader History

NO	NAME	FROM LAP	LAPS LED	DISTANCE	VEHICLE
26	Henry JOSLYN	1	1	2.96 miles	Preptech UK
90	Chase FERNANDEZ	2	8	23.75 miles	R Racing

2024 Ginetta Junior Championship

RACE 7 - ROUND 15 - STATISTICS

CLASS : ROOKIE

18 Starters

Fastest Lap History

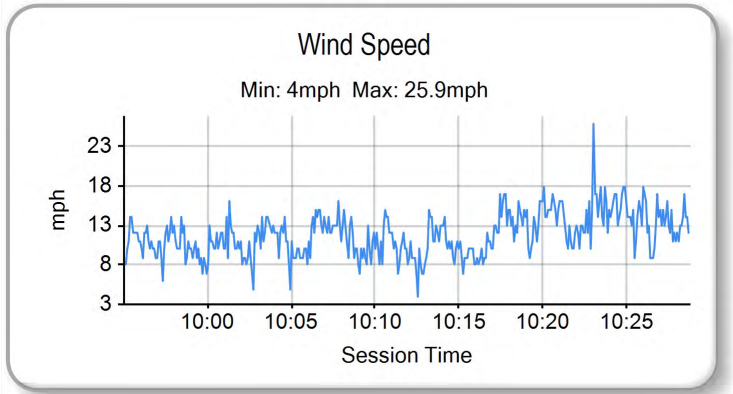
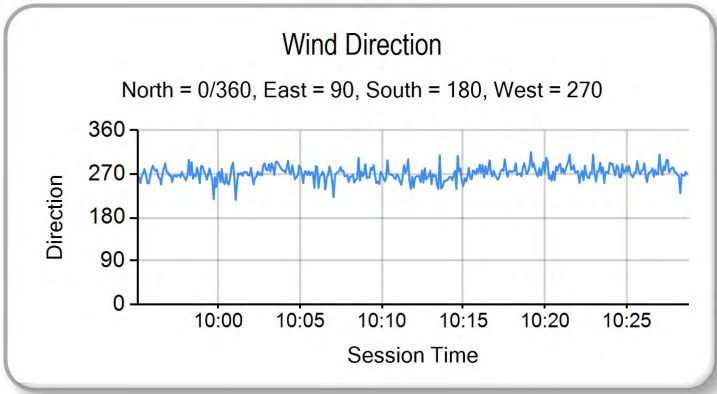
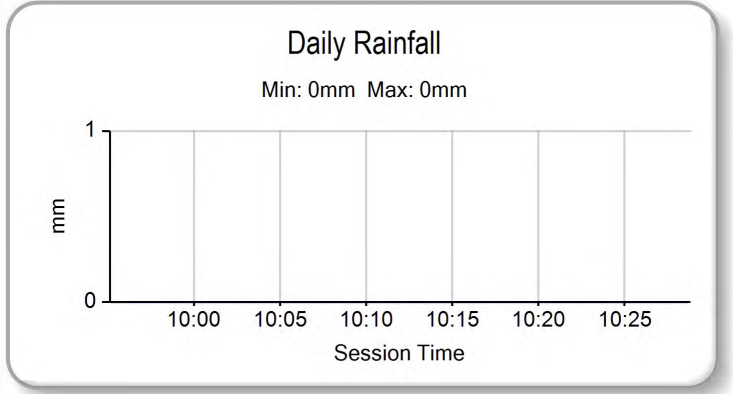
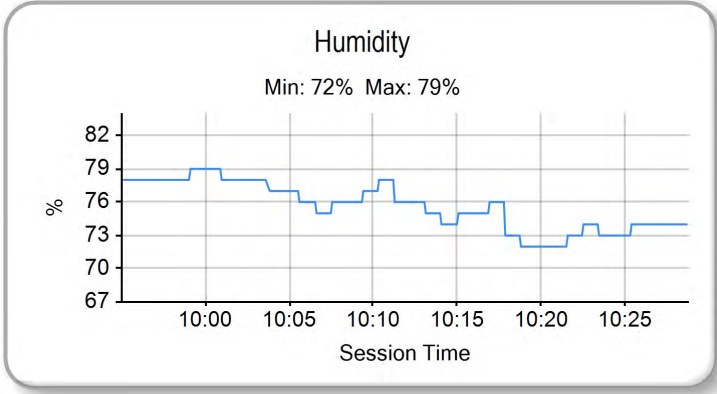
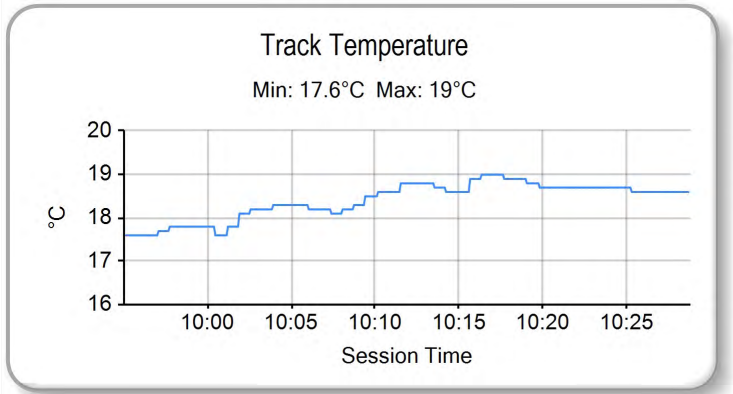
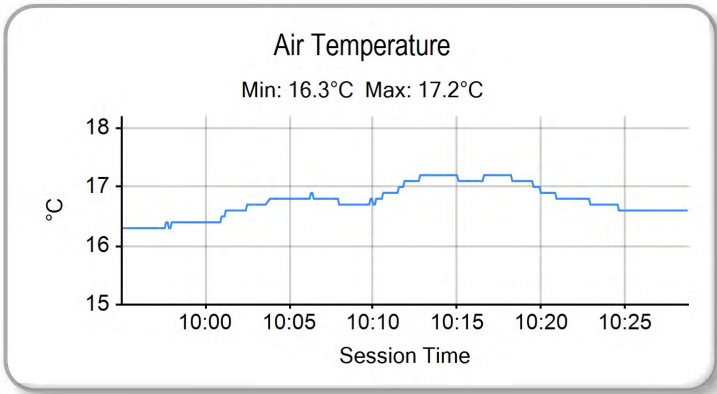
NO	NAME	LAP TIME	TIME OF DAY	LAP	VEHICLE
27	Alfie SLATER	2:29.637	10:06:35.388	1	R Racing
27	Alfie SLATER	2:22.805	10:08:58.194	2	R Racing
25	Ethan JEFF-HALL	2:22.343	10:08:58.322	2	R Racing
67	Marcus SAETER	2:21.989	10:08:59.397	2	R Racing
25	Ethan JEFF-HALL	2:21.956	10:18:27.523	6	R Racing

Leader History

NO	NAME	FROM LAP	LAPS LED	DISTANCE	VEHICLE
27	Alfie SLATER	1	2	5.93 miles	R Racing
25	Ethan JEFF-HALL	3	7	20.78 miles	R Racing

2024 Ginetta Junior Championship

RACE 7 - ROUND 15 - WEATHER CONDITIONS



2024 Ginetta Junior Championship

RACE 13 - ROUND 16 - GRID (20 minutes) - AMENDED

ROW 12	23	7	Nickolas ELLIS	24	70	Jude PETERS (F)
ROW 11	21	19	Mahlori MABUNDA (F)	22	11	Ruben DAN
ROW 10	19	20	Ntiyiso MABUNDA (F)	20	17	James SHOTTON
ROW 9	17	45	Jack ROBINSON (F)	18	23	Holly MIALL
ROW 8	15	53	Ethan CARNEY	16	4	James ELLIS (F)
ROW 7	13	28	Harry MOSS	14	74	Alfie DAVIES (F)
ROW 6	11	43	Archie CLARK	12	31	Felix LIVESEY
ROW 5	9	5	Tom INGRAM HILL	10	18	Torrin BYRNE (F)
ROW 4	7	75	Colin CRONIN	8	35	Isaac PHELPS
ROW 3	5	67	Marcus SAETER	6	50	Charlie HART
ROW 2	3	26	Henry JOSLYN	4	27	Alfie SLATER
ROW 1	1	90	Chase FERNANDEZ	2	25	Ethan JEFF-HALL

Pole

These results are provisional until the conclusion of any judicial and technical matters.

Snetterton 300: 2.9689 miles

Clerk Of Course: Paul Levitt	Stewards:	Timekeeper: Gethin Rees	
------------------------------	-----------	-------------------------	--

Results can be found at www.tsl-timing.com

Printed - 11:15 Sunday, 14 July 2024

2024 Ginetta Junior Championship

RACE 13 - ROUND 16 - CLASSIFICATION

Race Distance: 5 Laps / 14.84 miles

POS	NO	CL	PIC	NAME	NAT	ENTRY	LAPS	TIME	GAP	DIFF	MPH	BEST	ON	GRD	↑↓
1	90	J	1	Chase FERNANDEZ	GBR	R Racing	5	12:01.651			74.05	2:22.954	4	1	0
2	25	R	1	Ethan JEFF-HALL	GBR	R Racing	5	12:01.956	0.305	0.305	74.02	2:23.050	3	2	0
3	67	R	2	Marcus SAETER	NOR	R Racing	5	12:02.176	0.525	0.220	73.99	2:22.776	3	5	2
4	26	J	2	Henry JOSLYN	GBR	Preptech UK	5	12:02.396	0.745	0.220	73.97	2:22.636	3	3	-1
5	50	J	3	Charlie HART	GBR	Elite Motorsport	5	12:02.547	0.896	0.151	73.96	2:22.742	4	6	1
6	27	R	3	Alfie SLATER	GBR	R Racing	5	12:06.434	4.783	3.887	73.56	2:22.959	2	4	-2
7	31	J	4	Felix LIVESEY	GBR	MDD Racing	5	12:08.325	6.674	1.891	73.37	2:23.550	3	12	5
8	75	R	4	Colin CRONIN	IRL	Fox Motorsport	5	12:08.473	6.822	0.148	73.35	2:23.448	2	7	-1
9	17	R	5	James SHOTTON	GBR	Fox Motorsport	5	12:10.081	8.430	1.608	73.19	2:22.995	3	20	11
10	53	R	6	Ethan CARNEY	USA	Preptech UK	5	12:14.562	12.911	4.481	72.75	2:23.989	5	15	5
11	45	R	7	Jack ROBINSON (F)	GBR	Fox Motorsport	5	12:15.049	13.398	0.487	72.70	2:24.032	5	17	6
12	5	R	8	Tom INGRAM HILL	GBR	R Racing	5	12:17.450	15.799	2.401	72.46	2:24.698	3	9	-3
13	11	R	9	Ruben DAN	AUS	Elite Motorsport	5	12:17.633	15.982	0.183	72.44	2:24.341	2	22	9
14	7	R	10	Nickolas ELLIS	IMN	Elite Motorsport	5	12:17.795	16.144	0.162	72.43	2:24.214	4	23	9
15	28	J	5	Harry MOSS	GBR	R Racing	5	12:18.697	17.046	0.902	72.34	2:24.846	3	13	-2
16	4	R	11	James ELLIS (F)	GBR	MDD Racing	5	12:19.692	18.041	0.995	72.24	2:24.687	2	16	0
17	20	R	12	Ntiyiso MABUNDA (F)	ZAF	Pace Performance	5	12:20.426	18.775	0.734	72.17	2:25.533	3	19	2
18	19	R	13	Mahlori MABUNDA (F)	ZAF	Pace Performance	5	12:32.109	30.458	11.683	71.05	2:26.901	2	21	3
19	23	J	6	Holly MIALL	GBR	Fox Motorsport	5	12:57.035	55.384	24.926	68.77	2:25.898	2	18	-1

NOT CLASSIFIED

DNF	70	R		Jude PETERS (F)	GBR	E3 Sport	3	7:39.839	2 Laps	2 Laps	69.72	2:27.355	2	24	
DNF	35	R		Isaac PHELPS	GBR	Elite Motorsport	2	5:05.987	3 Laps	1 Lap	69.85	2:27.515	2	8	
DNF	18*	R		Torrin BYRNE (F)	GBR	Pace Performance	0							10	
DNF	43*	R		Archie CLARK	GBR	Elite Motorsport	0							11	
DNF	74*	R		Alfie DAVIES (F)	GBR	Preptech UK	0							14	

FASTEST LAP

26	J			Henry JOSLYN	GBR	Preptech UK	3	2:22.636			74.93 mph		120.59 kph		
67	R			Marcus SAETER	NOR	R Racing	3	2:22.776			74.85 mph		120.47 kph		

Comments:

*Cars 18,43 & 74 - did not take the restart

Weather / Track : Bright / Dry

These results are provisional until the conclusion of any judicial and technical matters.

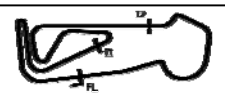
Date: 14/07/2024 Start: 15:13 Finish: 15:25

Snetterton 300: 2.9689 miles

Clerk Of Course: Paul Levitt

Stewards:

Timekeeper: Gethin Rees



Results can be found at www.tsl-timing.com

Printed - 15:30 Sunday, 14 July 2024

2024 Ginetta Junior Championship

RACE 13 - ROUND 16 - LAP CHART

LAP 1 @ 15:16:11.039			LAP 2 @ 15:18:34.386			LAP 3 @ 15:20:57.436			LAP 4 @ 15:23:20.618			LAP 5 @ 15:25:44.252		
NO	BEHIND	LAP TIME	NO	BEHIND	LAP TIME	NO	BEHIND	LAP TIME	NO	BEHIND	LAP TIME	NO	BEHIND	LAP TIME
90		2:28.438	25		2:23.171	25		2:23.050	90		2:22.954	90		2:23.634
25	0.176	2:28.614	90	0.186	2:23.533	90	0.228	2:23.092	25	0.188	2:23.370	25	0.305	2:23.751
26	0.451	2:28.889	26	0.994	2:23.890	26	0.580	2:22.636	67	0.877	2:22.960	67	0.525	2:23.282
67	1.367	2:29.805	67	1.373	2:23.353	67	1.099	2:22.776	26	0.911	2:23.513	26	0.745	2:23.468
50	1.652	2:30.090	50	1.545	2:23.240	50	1.507	2:23.012	50	1.067	2:22.742	50	0.896	2:23.463
27	2.611	2:31.049	27	2.223	2:22.959	27	2.734	2:23.561	27	3.603	2:24.051	27	4.783	2:24.814
31	3.014	2:31.452	31	3.218	2:23.551	31	3.718	2:23.550	31	5.309	2:24.773	31	6.674	2:24.999
75	3.305	2:31.743	75	3.406	2:23.448	75	3.883	2:23.527	75	5.355	2:24.654	75	6.822	2:25.101
28	5.417	2:33.855	17	7.846	2:23.853	17	7.791	2:22.995	17	9.028	2:24.419	17	8.430	2:23.036
5	5.589	2:34.027	28	8.339	2:26.269	28	10.135	2:24.846	53	12.556	2:25.397	53	12.911	2:23.989
53	7.160	2:35.598	53	8.555	2:24.742	53	10.341	2:24.836	45	13.000	2:25.407	45	13.398	2:24.032
17	7.340	2:35.778	5	8.906	2:26.664	5	10.554	2:24.698	5	13.519	2:26.147	5	15.799	2:25.914
45	8.262	2:36.700	45	9.157	2:24.242	45	10.775	2:24.668	28	13.715	2:26.762	11	15.982	2:25.510
4	8.606	2:37.044	4	9.946	2:24.687	11	12.465	2:25.389	11	14.106	2:24.823	7	16.144	2:24.847
20	8.779	2:37.217	11	10.126	2:24.341	4	12.934	2:26.038	4	14.877	2:25.125	28	17.046	2:26.965
23	8.829	2:37.267	20	11.242	2:25.810	20	13.725	2:25.533	7	14.931	2:24.214	4	18.041	2:26.798
11	9.132	2:37.570	23	11.380	2:25.898	7	13.899	2:25.094	20	16.664	2:26.121	20	18.775	2:25.745
7	9.493	2:37.931	7	11.855	2:25.709	19	21.670	2:29.866	19	26.488	2:28.000	19	30.458	2:27.604
35	10.034	2:38.472	35	14.202	2:27.515	70	25.004	2:33.504	23	50.721	2:28.358	23	55.384	2:28.297
70	10.542	2:38.980	70	14.550	2:27.355	23	45.545	2:57.215						
19	11.300	2:39.738	19	14.854	2:26.901									

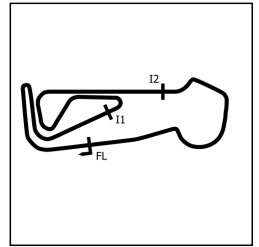
2024 Ginetta Junior Championship

RACE 13 - ROUND 16 - POSITION CHART WITH INTERMEDIATES

No	Name	Lap Pos															
			L0 - Int1-M	L0 - Int2-M	L1 - Finish	L1 - Int1-M	L1 - Int2-M	L2 - Finish	L2 - Int1-M	L2 - Int2-M	L3 - Finish	L3 - Int1-M	L3 - Int2-M	L4 - Finish	L4 - Int1-M	L4 - Int2-M	L5 - Finish
90	FERNANDEZ	1	90	90	90	25	25	25	25	25	25	90	90	90	90	90	90
25	JEFF-HALL	2	25	25	25	26	90	90	90	90	90	25	25	25	25	25	25
26	JOSLYN	3	26	26	26	90	26	26	26	26	26	26	26	67	26	26	67
27	SLATER	4	50	50	67	50	50	67	50	50	67	50	50	26	50	50	26
67	SAETER	5	27	27	50	27	27	50	27	27	50	27	27	50	27	27	50
50	HART	6	31	31	27	31	31	27	31	31	27	75	75	27	31	31	27
75	CRONIN	7	75	75	31	75	75	31	75	75	31	31	31	31	75	75	31
35	PHELPS	8	28	28	75	28	28	75	17	17	75	17	17	75	17	17	75
5	INGRAM HILL	9	5	5	28	5	17	17	28	28	17	53	53	17	53	53	17
18	BYRNE (F)	10	35	4	5	17	53	28	53	53	28	45	45	53	45	45	53
43	CLARK	11	4	53	53	53	5	53	5	5	53	5	5	45	5	5	45
31	LIVESEY	12	53	17	17	45	45	5	45	45	5	28	28	5	11	11	5
28	MOSS	13	45	35	45	4	4	45	4	11	45	11	11	28	28	28	11
74	DAVIES (F)	14	17	45	4	11	11	4	11	4	11	4	4	11	7	7	7
53	CARNEY	15	23	20	20	23	20	11	20	20	4	7	7	4	4	4	28
4	ELLIS (F)	16	11	23	23	20	23	20	7	7	20	20	20	7	20	20	4
45	ROBINSON (F)	17	20	11	11	7	7	23	35	35	7	19	19	20	19	19	20
23	MIALL	18	7	7	7	35	35	7	19	19	19	23	23	19	23	23	19
20	MABUNDA (F)	19	70	70	35	70	70	35	70	70	70	23	23				
17	SHOTTON	20	19	19	70	19	19	70	23	23	23						
19	MABUNDA (F)	21	19	19													
11	DAN	22															
7	ELLIS	23															
70	PETERS (F)	24															

2024 Ginetta Junior Championship

RACE 13 - ROUND 16 - SECTOR ANALYSIS



SECTOR 1 = FL to I1, SECTOR 2 = I1 to I2, SECTOR 3 = I2 to FL, DIFF = Difference To Personal Best Lap, P = Crossed Finish Line in Pit Lane, D = Time Disallowed

P1 90 J		Chase FERNANDEZ				R Racing				
IDEAL LAP TIME : 2:22.150		BEST LAP TIME : 2:22.954				DIFFERENCE : 0.804				
LAP	SECTOR 1	SECTOR 2		SECTOR 3		LAP TIME	MPH	DIFF	TIME OF DAY	
1 -		93.5	50.469	107.5	46.821	95.1	2:28.438	72.00	5.484	15:16:11.039
2 -	45.849	95.1	50.972	109.2	46.712	96.4	2:23.533 (3)	74.46	0.579	15:18:34.572
3 -	45.194	93.8	51.019	108.4	46.879	96.4	2:23.092 (2)	74.69	0.138	15:20:57.664
4 -	44.969	91.6	51.014	108.5	46.971	95.5	2:22.954 (1)	74.76		15:23:20.618
5 -	45.272	92.5	50.829	106.3	47.533	93.0	2:23.634	74.41	0.680	15:25:44.252

P2 25 R		Ethan JEFF-HALL				R Racing				
IDEAL LAP TIME : 2:22.238		BEST LAP TIME : 2:23.050				DIFFERENCE : 0.812				
LAP	SECTOR 1	SECTOR 2		SECTOR 3		LAP TIME	MPH	DIFF	TIME OF DAY	
1 -		94.7	50.309	109.4	46.827	96.6	2:28.614	71.91	5.564	15:16:11.215
2 -	45.359	93.0	51.081	106.3	46.731	93.9	2:23.171 (2)	74.65	0.121	15:18:34.386
3 -	45.198	93.3	51.006	106.5	46.846	94.2	2:23.050 (1)	74.71		15:20:57.436
4 -	45.422	93.3	50.877	108.2	47.071	96.8	2:23.370 (3)	74.54	0.320	15:23:20.806
5 -	45.373	93.7	50.694	108.7	47.684	96.2	2:23.751	74.35	0.701	15:25:44.557

P3 67 R		Marcus SAETER				R Racing				
IDEAL LAP TIME :		BEST LAP TIME : 2:22.776				DIFFERENCE :				
LAP	SECTOR 1	SECTOR 2		SECTOR 3		LAP TIME	MPH	DIFF	TIME OF DAY	
1 -							2:29.805	71.34	7.029	15:16:12.406
2 -							2:23.353	74.55	0.577	15:18:35.759
3 -							2:22.776 (1)	74.85		15:20:58.535
4 -							2:22.960 (2)	74.76	0.184	15:23:21.495
5 -							2:23.282 (3)	74.59	0.506	15:25:44.777

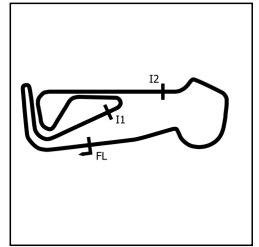
P4 26 J		Henry JOSLYN				Preptech UK				
IDEAL LAP TIME : 2:22.037		BEST LAP TIME : 2:22.636				DIFFERENCE : 0.599				
LAP	SECTOR 1	SECTOR 2		SECTOR 3		LAP TIME	MPH	DIFF	TIME OF DAY	
1 -		95.0	50.597	108.2	46.453	97.1	2:28.889	71.78	6.253	15:16:11.490
2 -	45.288	94.9	51.428	108.5	47.174	94.6	2:23.890	74.27	1.254	15:18:35.380
3 -	44.987	93.9	50.836	108.2	46.813	96.5	2:22.636 (1)	74.93		15:20:58.016
4 -	45.042	93.8	51.009	108.2	47.462	95.8	2:23.513 (3)	74.47	0.877	15:23:21.529
5 -	45.621	94.3	50.809	108.0	47.038	97.3	2:23.468 (2)	74.49	0.832	15:25:44.997

P5 50 J		Charlie HART				Elite Motorsport				
IDEAL LAP TIME : 2:22.014		BEST LAP TIME : 2:22.742				DIFFERENCE : 0.728				
LAP	SECTOR 1	SECTOR 2		SECTOR 3		LAP TIME	MPH	DIFF	TIME OF DAY	
1 -		93.9	50.535	108.5	46.503	96.4	2:30.090	71.21	7.348	15:16:12.691
2 -	44.976	92.9	51.541	109.1	46.723	96.5	2:23.240 (3)	74.61	0.498	15:18:35.931
3 -	45.291	93.4	50.794	108.5	46.927	96.1	2:23.012 (2)	74.73	0.270	15:20:58.943
4 -	45.040	93.0	50.959	107.7	46.743	96.2	2:22.742 (1)	74.87		15:23:21.685
5 -	45.753	94.3	50.838	109.2	46.872	96.5	2:23.463	74.50	0.721	15:25:45.148

P6 27 R		Alfie SLATER				R Racing				
IDEAL LAP TIME : 2:22.848		BEST LAP TIME : 2:22.959				DIFFERENCE : 0.111				
LAP	SECTOR 1	SECTOR 2		SECTOR 3		LAP TIME	MPH	DIFF	TIME OF DAY	
1 -		95.1	50.815	108.5	46.962	95.4	2:31.049	70.75	8.090	15:16:13.650
2 -	45.071	92.3	50.872	108.9	47.016	95.1	2:22.959 (1)	74.76		15:18:36.609
3 -	45.209	93.4	50.886	107.5	47.466	94.6	2:23.561 (2)	74.44	0.602	15:21:00.170
4 -	45.282	92.0	51.240	106.3	47.529	93.8	2:24.051 (3)	74.19	1.092	15:23:24.221
5 -	45.737	92.0	51.386	105.6	47.691	93.4	2:24.814	73.80	1.855	15:25:49.035

2024 Ginetta Junior Championship

RACE 13 - ROUND 16 - SECTOR ANALYSIS



SECTOR 1 = FL to I1, SECTOR 2 = I1 to I2, SECTOR 3 = I2 to FL, DIFF = Difference To Personal Best Lap, P = Crossed Finish Line in Pit Lane, D = Time Disallowed

P7 31 J		Felix LIVESEY			MDD Racing					
IDEAL LAP TIME : 2:22.696		BEST LAP TIME : 2:23.550			DIFFERENCE : 0.854					
LAP	SECTOR 1	SECTOR 2		SECTOR 3		LAP TIME	MPH	DIFF	TIME OF DAY	
1 -		93.4	50.905	107.5	46.768	95.5	2:31.452	70.57	7.902	15:16:14.053
2 -	45.062	93.0	51.144	107.3	47.345	96.2	2:23.551 (2)	74.45	0.001	15:18:37.604
3 -	45.023	92.9	51.027	106.6	47.500	94.7	2:23.550 (1)	74.45		15:21:01.154
4 -	46.116	87.8	51.357	107.0	47.300	92.9	2:24.773 (3)	73.82	1.223	15:23:25.927
5 -	45.880	91.8	51.524	106.1	47.595	93.2	2:24.999	73.71	1.449	15:25:50.926

P8 75 R		Colin CRONIN			Fox Motorsport					
IDEAL LAP TIME : 2:22.605		BEST LAP TIME : 2:23.448			DIFFERENCE : 0.843					
LAP	SECTOR 1	SECTOR 2		SECTOR 3		LAP TIME	MPH	DIFF	TIME OF DAY	
1 -		93.7	50.803	108.9	46.797	96.2	2:31.743	70.43	8.295	15:16:14.344
2 -	45.005	94.1	51.104	108.9	47.339	95.4	2:23.448 (1)	74.50		15:18:37.792
3 -	45.198	93.4	51.079	108.2	47.250	96.6	2:23.527 (2)	74.46	0.079	15:21:01.319
4 -	45.691	90.0	51.393	106.5	47.570	92.0	2:24.654 (3)	73.88	1.206	15:23:25.973
5 -	45.978	93.3	51.480	106.0	47.643	95.8	2:25.101	73.65	1.653	15:25:51.074

P9 17 R		James SHOTTON			Fox Motorsport					
IDEAL LAP TIME : 2:22.678		BEST LAP TIME : 2:22.995			DIFFERENCE : 0.317					
LAP	SECTOR 1	SECTOR 2		SECTOR 3		LAP TIME	MPH	DIFF	TIME OF DAY	
1 -		93.0	51.184	109.1	48.001	96.6	2:35.778	68.61	12.783	15:16:18.379
2 -	45.478	91.5	51.221	107.5	47.154	93.8	2:23.853 (3)	74.29	0.858	15:18:42.232
3 -	45.120	92.1	51.194	105.8	46.681	94.6	2:22.995 (1)	74.74		15:21:05.227
4 -	45.924	88.3	51.039	106.0	47.456	93.3	2:24.419	74.00	1.424	15:23:29.646
5 -	45.110	92.5	50.887	106.1	47.039	94.6	2:23.036 (2)	74.72	0.041	15:25:52.682

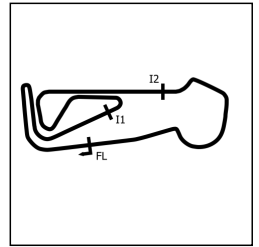
P10 53 R		Ethan CARNEY			Preptech UK					
IDEAL LAP TIME : 2:23.989		BEST LAP TIME : 2:23.989			DIFFERENCE : 0.000					
LAP	SECTOR 1	SECTOR 2		SECTOR 3		LAP TIME	MPH	DIFF	TIME OF DAY	
1 -		93.4	51.898	109.2	48.134	95.5	2:35.598	68.69	11.609	15:16:18.199
2 -	45.755	92.5	51.373	108.4	47.614	96.1	2:24.742 (2)	73.84	0.753	15:18:42.941
3 -	45.733	93.4	51.267	108.2	47.836	95.7	2:24.836 (3)	73.79	0.847	15:21:07.777
4 -	46.543	91.4	51.405	106.1	47.449	93.9	2:25.397	73.50	1.408	15:23:33.174
5 -	45.369	92.3	51.241	106.3	47.379	93.9	2:23.989 (1)	74.22		15:25:57.163

P11 45 R		Jack ROBINSON (F)			Fox Motorsport					
IDEAL LAP TIME : 2:23.926		BEST LAP TIME : 2:24.032			DIFFERENCE : 0.106					
LAP	SECTOR 1	SECTOR 2		SECTOR 3		LAP TIME	MPH	DIFF	TIME OF DAY	
1 -		93.3	52.574	106.8	48.284	93.5	2:36.700	68.20	12.668	15:16:19.301
2 -	45.662	91.1	51.227	107.7	47.353	95.8	2:24.242 (2)	74.09	0.210	15:18:43.543
3 -	45.830	92.6	51.463	107.8	47.375	96.1	2:24.668 (3)	73.88	0.636	15:21:08.211
4 -	46.418	91.1	51.466	107.3	47.523	93.9	2:25.407	73.50	1.375	15:23:33.618
5 -	45.346	92.6	51.268	107.2	47.418	94.3	2:24.032 (1)	74.20		15:25:57.650

P12 5 R		Tom INGRAM HILL			R Racing					
IDEAL LAP TIME : 2:24.161		BEST LAP TIME : 2:24.698			DIFFERENCE : 0.537					
LAP	SECTOR 1	SECTOR 2		SECTOR 3		LAP TIME	MPH	DIFF	TIME OF DAY	
1 -		92.1	51.187	109.2	47.891	95.8	2:34.027	69.39	9.329	15:16:16.628
2 -	45.757	91.1	53.361	107.5	47.546	96.1	2:26.664	72.87	1.966	15:18:43.292
3 -	45.777	93.4	51.231	108.5	47.690	96.9	2:24.698 (1)	73.86		15:21:07.990
4 -	46.752	92.6	51.891	107.5	47.504	95.7	2:26.147 (3)	73.13	1.449	15:23:34.137
5 -	45.470	93.5	52.142	107.0	48.302	95.1	2:25.914 (2)	73.24	1.216	15:26:00.051

2024 Ginetta Junior Championship

RACE 13 - ROUND 16 - SECTOR ANALYSIS



SECTOR 1 = FL to I1, SECTOR 2 = I1 to I2, SECTOR 3 = I2 to FL, DIFF = Difference To Personal Best Lap, P = Crossed Finish Line in Pit Lane, D = Time Disallowed

P13		11 R		Ruben DAN		Elite Motorsport				
IDEAL LAP TIME : 2:23.599		BEST LAP TIME : 2:24.341		DIFFERENCE : 0.742						
LAP	SECTOR 1	SECTOR 2		SECTOR 3		LAP TIME	MPH	DIFF	TIME OF DAY	
1 -		92.1	52.627	107.3	47.959	95.5	2:37.570	67.83	13.229	15:16:20.171
2 -	45.867	90.6	51.260	107.8	47.214	96.2	2:24.341 (1)	74.04		15:18:44.512
3 -	46.096	92.1	52.180	105.6	47.113	94.1	2:25.389 (3)	73.51	1.048	15:21:09.901
4 -	45.503	93.0	51.960	107.0	47.360	95.3	2:24.823 (2)	73.80	0.482	15:23:34.724
5 -	45.226	93.7	51.880	108.0	48.404	95.0	2:25.510	73.45	1.169	15:26:00.234

P14		7 R		Nickolas ELLIS		Elite Motorsport				
IDEAL LAP TIME : 2:23.161		BEST LAP TIME : 2:24.214		DIFFERENCE : 1.053						
LAP	SECTOR 1	SECTOR 2		SECTOR 3		LAP TIME	MPH	DIFF	TIME OF DAY	
1 -		93.2	52.524	108.2	48.059	95.4	2:37.931	67.67	13.717	15:16:20.532
2 -	45.847	92.3	52.587	108.2	47.275	96.0	2:25.709	73.35	1.495	15:18:46.241
3 -	46.241	93.3	51.087	108.7	47.766	96.2	2:25.094 (3)	73.66	0.880	15:21:11.335
4 -	45.855	93.3	51.381	107.7	46.978	96.0	2:24.214 (1)	74.11		15:23:35.549
5 -	45.096	94.3	51.667	108.2	48.084	95.7	2:24.847 (2)	73.78	0.633	15:26:00.396

P15		28 J		Harry MOSS		R Racing				
IDEAL LAP TIME : 2:24.516		BEST LAP TIME : 2:24.846		DIFFERENCE : 0.330						
LAP	SECTOR 1	SECTOR 2		SECTOR 3		LAP TIME	MPH	DIFF	TIME OF DAY	
1 -		92.0	51.244	107.3	47.839	95.7	2:33.855	69.46	9.009	15:16:16.456
2 -	45.862	89.2	52.751	104.0	47.656	94.3	2:26.269 (2)	73.07	1.423	15:18:42.725
3 -	45.742	92.6	51.400	107.5	47.704	94.2	2:24.846 (1)	73.78		15:21:07.571
4 -	47.550	92.9	51.682	108.5	47.530	95.8	2:26.762 (3)	72.82	1.916	15:23:34.333
5 -	46.028	92.9	51.831	107.2	49.106	93.2	2:26.965	72.72	2.119	15:26:01.298

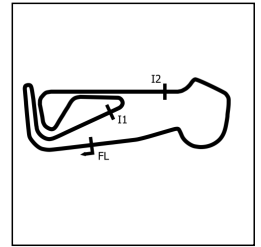
P16		4 R		James ELLIS (F)		MDD Racing				
IDEAL LAP TIME : 2:24.663		BEST LAP TIME : 2:24.687		DIFFERENCE : 0.024						
LAP	SECTOR 1	SECTOR 2		SECTOR 3		LAP TIME	MPH	DIFF	TIME OF DAY	
1 -		93.4	52.076	106.1	49.627	94.9	2:37.044	68.05	12.357	15:16:19.645
2 -	45.615	92.4	51.709	106.8	47.363	96.4	2:24.687 (1)	73.87		15:18:44.332
3 -	46.216	91.5	52.316	105.5	47.506	95.0	2:26.038 (3)	73.18	1.351	15:21:10.370
4 -	45.666	91.6	51.820	107.3	47.639	93.5	2:25.125 (2)	73.64	0.438	15:23:35.495
5 -	45.729	92.8	51.685	106.8	49.384	91.3	2:26.798	72.80	2.111	15:26:02.293

P17		20 R		Ntiyiso MABUNDA (F)		Pace Performance				
IDEAL LAP TIME : 2:25.222		BEST LAP TIME : 2:25.533		DIFFERENCE : 0.311						
LAP	SECTOR 1	SECTOR 2		SECTOR 3		LAP TIME	MPH	DIFF	TIME OF DAY	
1 -		92.6	51.748	108.2	48.472	95.1	2:37.217	67.98	11.684	15:16:19.818
2 -	46.413	93.0	51.854	107.2	47.543	94.7	2:25.810 (3)	73.30	0.277	15:18:45.628
3 -	46.107	91.5	51.612	107.5	47.814	94.6	2:25.533 (1)	73.44		15:21:11.161
4 -	46.651	91.1	51.725	106.5	47.745	93.2	2:26.121	73.14	0.588	15:23:37.282
5 -	46.067	90.4	51.947	106.3	47.731	93.5	2:25.745 (2)	73.33	0.212	15:26:03.027

P18		19 R		Mahlori MABUNDA (F)		Pace Performance				
IDEAL LAP TIME : 2:26.568		BEST LAP TIME : 2:26.901		DIFFERENCE : 0.333						
LAP	SECTOR 1	SECTOR 2		SECTOR 3		LAP TIME	MPH	DIFF	TIME OF DAY	
1 -		89.8	52.647	105.0	48.197	92.0	2:39.738	66.91	12.837	15:16:22.339
2 -	46.053	91.5	52.419	105.0	48.429	92.8	2:26.901 (1)	72.75		15:18:49.240
3 -	48.729	88.8	52.377	103.7	48.760	89.5	2:29.866	71.31	2.965	15:21:19.106
4 -	46.767	89.7	52.666	103.2	48.567	91.4	2:28.000 (3)	72.21	1.099	15:23:47.106
5 -	46.685	89.3	52.318	103.7	48.601	91.0	2:27.604 (2)	72.41	0.703	15:26:14.710

2024 Ginetta Junior Championship

RACE 13 - ROUND 16 - SECTOR ANALYSIS



SECTOR 1 = FL to I1, SECTOR 2 = I1 to I2, SECTOR 3 = I2 to FL, DIFF = Difference To Personal Best Lap, P = Crossed Finish Line in Pit Lane, D = Time Disallowed

P19 23 J		Holly MIALL			Fox Motorsport					
IDEAL LAP TIME : 2:25.868		BEST LAP TIME : 2:25.898			DIFFERENCE : 0.030					
LAP	SECTOR 1	SECTOR 2		SECTOR 3		LAP TIME	MPH	DIFF	TIME OF DAY	
1 -		90.4	52.365	108.5	48.207	95.4	2:37.267	67.96	11.369	15:16:19.868
2 -	46.264	91.0	52.225	108.0	47.409	96.1	2:25.898 (1)	73.25		15:18:45.766
3 -	1:15.804	74.7	52.815	105.0	48.596	92.0	2:57.215	60.31	31.317	15:21:42.981
4 -	46.234	91.5	52.868	104.8	49.256	92.5	2:28.358 (3)	72.04	2.460	15:24:11.339
5 -	46.292	91.9	52.874	105.1	49.131	92.5	2:28.297 (2)	72.07	2.399	15:26:39.636

P20 70 R		Jude PETERS (F)			E3 Sport					
IDEAL LAP TIME : 2:26.493		BEST LAP TIME : 2:27.355			DIFFERENCE : 0.862					
LAP	SECTOR 1	SECTOR 2		SECTOR 3		LAP TIME	MPH	DIFF	TIME OF DAY	
1 -		90.0	52.405	103.7	48.266	89.9	2:38.980 (3)	67.22	11.625	15:16:21.581
2 -	46.372	89.8	51.855	103.7	49.128	90.5	2:27.355 (1)	72.53		15:18:48.936
3 -	50.584	79.5	53.450	95.3	49.470	85.7	2:33.504 (2)	69.62	6.149	15:21:22.440

P21 35 R		Isaac PHELPS			Elite Motorsport					
IDEAL LAP TIME : 2:27.515		BEST LAP TIME : 2:27.515			DIFFERENCE : 0.000					
LAP	SECTOR 1	SECTOR 2		SECTOR 3		LAP TIME	MPH	DIFF	TIME OF DAY	
1 -		90.0	52.664	99.1	50.554	87.9	2:38.472 (2)	67.44	10.957	15:16:21.073
2 -	46.362	89.2	52.334	101.9	48.819	89.3	2:27.515 (1)	72.45		15:18:48.588

2024 Ginetta Junior Championship

RACE 13 - ROUND 16 - BEST SECTORS

SECTOR 1			SECTOR 2			SECTOR 3			IDEAL / BEST COMPARISON						
POS	NO	NAME	TIME	NO	NAME	TIME	NO	NAME	TIME	POS	NO	NAME	IDEAL	BEST	DIFF
													PERFECT LAP	2:21.731	
1	90	FERNANDEZ	44.969	25	JEFF-HALL	50.309	26	JOSLYN	46.453	1	50	HART	2:22.014	2:22.742	0.728
2	50	HART	44.976	90	FERNANDEZ	50.469	50	HART	46.503	2	26	JOSLYN	2:22.037	2:22.636	0.599
3	26	JOSLYN	44.987	50	HART	50.535	17	SHOTTON	46.681	3	90	FERNANDEZ	2:22.150	2:22.954	0.804
4	75	CRONIN	45.005	26	JOSLYN	50.597	90	FERNANDEZ	46.712	4	25	JEFF-HALL	2:22.238	2:23.050	0.812
5	31	LIVESEY	45.023	75	CRONIN	50.803	25	JEFF-HALL	46.731	5	75	CRONIN	2:22.605	2:23.448	0.843
6	27	SLATER	45.071	27	SLATER	50.815	31	LIVESEY	46.768	6	17	SHOTTON	2:22.678	2:22.995	0.317
7	7	ELLIS	45.096	17	SHOTTON	50.887	75	CRONIN	46.797	7	31	LIVESEY	2:22.696	2:23.550	0.854
8	17	SHOTTON	45.110	31	LIVESEY	50.905	27	SLATER	46.962	8	27	SLATER	2:22.848	2:22.959	0.111
9	25	JEFF-HALL	45.198	7	ELLIS	51.087	7	ELLIS	46.978	9	7	ELLIS	2:23.161	2:24.214	1.053
10	11	DAN	45.226	5	INGRAM HILL	51.187	11	DAN	47.113	10	11	DAN	2:23.599	2:24.341	0.742
11	45	ROBINSON (F)	45.346	45	ROBINSON (F)	51.227	45	ROBINSON (F)	47.353	11	45	ROBINSON (F)	2:23.926	2:24.032	0.106
12	53	CARNEY	45.369	53	CARNEY	51.241	4	ELLIS (F)	47.363	12	53	CARNEY	2:23.989	2:23.989	0.000
13	5	INGRAM HILL	45.470	28	MOSS	51.244	53	CARNEY	47.379	13	5	INGRAM HILL	2:24.161	2:24.698	0.537
14	4	ELLIS (F)	45.615	11	DAN	51.260	23	MIALL	47.409	14	28	MOSS	2:24.516	2:24.846	0.330
15	28	MOSS	45.742	20	MABUNDA (F)	51.612	5	INGRAM HILL	47.504	15	4	ELLIS (F)	2:24.663	2:24.687	0.024
16	19	MABUNDA (F)	46.053	4	ELLIS (F)	51.685	28	MOSS	47.530	16	20	MABUNDA (F)	2:25.222	2:25.533	0.311
17	20	MABUNDA (F)	46.067	70	PETERS (F)	51.855	20	MABUNDA (F)	47.543	17	23	MIALL	2:25.868	2:25.898	0.030
18	23	MIALL	46.234	23	MIALL	52.225	19	MABUNDA (F)	48.197	18	70	PETERS (F)	2:26.493	2:27.355	0.862
19	35	PHELPS	46.362	19	MABUNDA (F)	52.318	70	PETERS (F)	48.266	19	19	MABUNDA (F)	2:26.568	2:26.901	0.333
20	70	PETERS (F)	46.372	35	PHELPS	52.334	35	PHELPS	48.819	20	35	PHELPS	2:27.515	2:27.515	0.000
21										21	67	SAETER		2:22.776	
22															
23															
24															

2024 Ginetta Junior Championship

RACE 13 - ROUND 16 - BEST SPEEDS

POS	INTERMEDIATE 1			INTERMEDIATE 2			FINISH LINE		
	NO	NAME	MPH	NO	NAME	MPH	NO	NAME	MPH
1	90	FERNANDEZ	95.1	25	JEFF-HALL	109.4	26	JOSLYN	97.3
2	27	SLATER	95.1	90	FERNANDEZ	109.2	5	INGRAM HILL	96.9
3	26	JOSLYN	95.0	50	HART	109.2	25	JEFF-HALL	96.8
4	25	JEFF-HALL	94.7	53	CARNEY	109.2	75	CRONIN	96.6
5	50	HART	94.3	5	INGRAM HILL	109.2	17	SHOTTON	96.6
6	7	ELLIS	94.3	17	SHOTTON	109.1	50	HART	96.5
7	75	CRONIN	94.1	27	SLATER	108.9	90	FERNANDEZ	96.4
8	11	DAN	93.7	75	CRONIN	108.9	4	ELLIS (F)	96.4
9	5	INGRAM HILL	93.5	7	ELLIS	108.7	31	LIVESEY	96.2
10	31	LIVESEY	93.4	26	JOSLYN	108.5	11	DAN	96.2
11	53	CARNEY	93.4	28	MOSS	108.5	7	ELLIS	96.2
12	4	ELLIS (F)	93.4	23	MIALL	108.5	53	CARNEY	96.1
13	45	ROBINSON (F)	93.3	20	MABUNDA (F)	108.2	45	ROBINSON (F)	96.1
14	17	SHOTTON	93.0	11	DAN	108.0	23	MIALL	96.1
15	20	MABUNDA (F)	93.0	45	ROBINSON (F)	107.8	28	MOSS	95.8
16	28	MOSS	92.9	31	LIVESEY	107.5	27	SLATER	95.4
17	23	MIALL	91.9	4	ELLIS (F)	107.3	20	MABUNDA (F)	95.1
18	19	MABUNDA (F)	91.5	19	MABUNDA (F)	105.0	19	MABUNDA (F)	92.8
19	70	PETERS (F)	90.0	70	PETERS (F)	103.7	70	PETERS (F)	90.5
20	35	PHELPS	90.0	35	PHELPS	101.9	35	PHELPS	89.3
21									
22									
23									
24									

2024 Ginetta Junior Championship

RACE 13 - ROUND 16 - STATISTICS

Competitors Started 21
Planned Start 2024-07-14 @ 15:00:00.000
Actual Start 2024-07-14 @ 15:13:42.601
Finish Time 2024-07-14 @ 15:25:42.049
Track Length 2.9689mi.
Total Laps 100
Total Distance Covered 296.8911mi.

Session Fastest Lap History

NO	CL	NAME	LAP TIME	TIME OF DAY	LAP	VEHICLE
90	JUNIOR	Chase FERNANDEZ	2:28.438	15:16:11.057	1	R Racing
25	ROOKIE	Ethan JEFF-HALL	2:23.171	15:18:34.400	2	R Racing
27	ROOKIE	Alfie SLATER	2:22.959	15:18:36.621	2	R Racing
26	JUNIOR	Henry JOSLYN	2:22.636	15:20:58.038	3	Preptech UK

Session Leader History

NO	CL	NAME	FROM LAP	LAPS LED	DISTANCE	VEHICLE
90	JUNIOR	Chase FERNANDEZ	1	1	2.96 miles	R Racing
25	ROOKIE	Ethan JEFF-HALL	2	2	5.93 miles	R Racing
90	JUNIOR	Chase FERNANDEZ	4	2	5.93 miles	R Racing

Flag History

TYPE	TIME OF DAY
GREEN	15:13:42.601
FINISH	15:25:42.049

Flag Statistics

TYPE	COUNT	TOTAL LAPS	TOTAL TIME
Green	1	5	14:05.038
Red	0	0	0.000
Safety Car	0	0	0.000
FCY	0	0	0.000

2024 Ginetta Junior Championship

RACE 13 - ROUND 16 - STATISTICS

CLASS : JUNIOR

6 Starters

Fastest Lap History

NO	NAME	LAP TIME	TIME OF DAY	LAP	VEHICLE
90	Chase FERNANDEZ	2:28.438	15:16:11.057	1	R Racing
90	Chase FERNANDEZ	2:23.533	15:18:34.590	2	R Racing
50	Charlie HART	2:23.240	15:18:35.946	2	Elite Motorsport
90	Chase FERNANDEZ	2:23.092	15:20:57.682	3	R Racing
26	Henry JOSLYN	2:22.636	15:20:58.038	3	Preptech UK

Leader History

NO	NAME	FROM LAP	LAPS LED	DISTANCE	VEHICLE
90	Chase FERNANDEZ	1	5	14.84 miles	R Racing

2024 Ginetta Junior Championship

RACE 13 - ROUND 16 - STATISTICS

CLASS : ROOKIE

15 Starters

Fastest Lap History

NO	NAME	LAP TIME	TIME OF DAY	LAP	VEHICLE
25	Ethan JEFF-HALL	2:28.614	15:16:11.229	1	R Racing
25	Ethan JEFF-HALL	2:23.171	15:18:34.400	2	R Racing
27	Alfie SLATER	2:22.959	15:18:36.621	2	R Racing
67	Marcus SAETER	2:22.776	15:20:58.535	3	R Racing

Leader History

NO	NAME	FROM LAP	LAPS LED	DISTANCE	VEHICLE
25	Ethan JEFF-HALL	1	5	14.84 miles	R Racing

2024 Ginetta Junior Championship

RACE 13 - ROUND 16 - WEATHER CONDITIONS

