

DOWNFORCE RADIO



DOWNFORCE RADIO MAZDA MX-5 CLUBMAN CHAMPIONSHIP

brscc
DRIVEN BY RACING

BRSCC TCR UK Race Weekend

Croft

13th / 14th July 2024



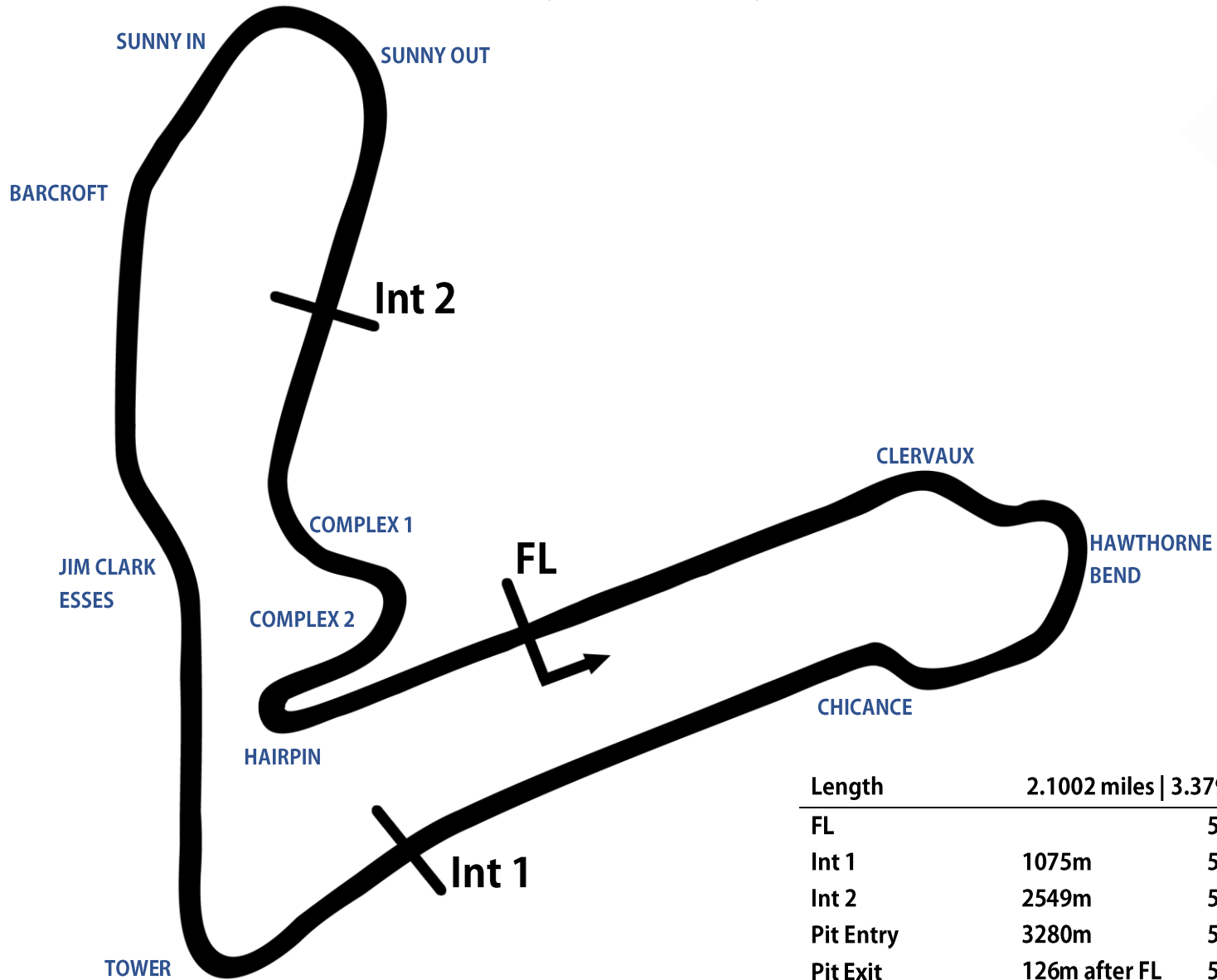
Timing & Results Provided by Timing Solutions Ltd

www.tsl-timing.com



Croft Circuit

Dalton On Tees, North Yorkshire, UK



Length	2.1002 miles 3.379 km 3379.9m		
FL		54.45541 N	1.55556 W
Int 1	1075m	54.45396 N	1.55399 W
Int 2	2549m	54.45536 N	1.56054 W
Pit Entry	3280m	54.44542 N	1.55562 W
Pit Exit	126m after FL	54.45656 N	1.55518 W
Pit Entry - Pit Exit	268.5m, 19.3s @ 50kph, 16.1s @ 60kph		

Downforce Radio Mazda MX-5 Clubman Championship

QUALIFYING - RACE 1 - CLASSIFICATION



POS	NO	CL	PIC	NAME	ENTRY	TIME	ON	LAPS	GAP	DIFF	MPH
1	11*	M	1	Jonathan GREENSMITH	Mazda MX-5 Mk1	1:41.067	7	9			74.80
2	42*	M	2	Paul BATEMAN	Mazda MX-5 Mk1	1:41.578	8	9	0.511	0.511	74.43
3	51*		1	Alexandros KATTOULAS	Mazda MX-5 Mk1	1:41.882	8	9	0.815	0.304	74.20
4	23	M	3	Martin TOLLEY	Mazda MX-5 Mk1	1:42.193	8	9	1.126	0.311	73.98
5	3		2	Jordan HEAD	Mazda MX-5 Mk1	1:42.646	8	8	1.579	0.453	73.65
6	122	M	4	Robert GREENSMITH	Mazda MX-5 Mk1	1:42.847	9	9	1.780	0.201	73.51
7	24		3	Simon WATERFALL	Mazda MX-5 Mk1	1:42.988	8	8	1.921	0.141	73.41
8	99		4	Russell HALLEY	Mazda MX-5 Mk1	1:43.495	7	9	2.428	0.507	73.05
9	17*		5	Pete SMITH	Mazda MX-5 Mk1	1:43.507	6	9	2.440	0.012	73.04
10	14*		6	Beau PARRY	Mazda MX-5 Mk1	1:43.550	9	9	2.483	0.043	73.01
11	848		7	Matthew CROZIER	Mazda MX-5 Mk1	1:43.556	7	9	2.489	0.006	73.00
12	6*		8	Jack WARRY	Mazda MX-5 Mk1	1:43.610	9	9	2.543	0.054	72.97
13	9*		9	Jamie TURNER	Mazda MX-5 Mk1	1:43.783	9	9	2.716	0.173	72.85
14	5		10	Nick LE DOYEN	Mazda MX-5 Mk1	1:45.334	8	9	4.267	1.551	71.77
15	116	(G)	1	Dugald MACGREGOR	Mazda MX-5 Mk1	1:45.542	8	8	4.475	0.208	71.63
16	63*		11	Thomas GREENWOOD	Mazda MX-5 Mk1	1:45.603	8	8	4.536	0.061	71.59
17	117	(G)	2	Robert MACGREGOR	Mazda MX-5 Mk1	1:46.148	7	8	5.081	0.545	71.22
18	991	M	5	Simon PRIVETT	Mazda MX-5 Mk1	1:46.607	7	8	5.540	0.459	70.92
19	73		12	Adam LAWRENCE	Mazda MX-5 Mk1	1:46.810	7	8	5.743	0.203	70.78
20	65	M	6	Peter WILLIAMS	Mazda MX-5 Mk1	1:46.877	8	8	5.810	0.067	70.74
21	10*	M(G)	1	Andrew MACGREGOR	Mazda MX-5 Mk1	1:47.298	7	8	6.231	0.421	70.46
22	53	M	7	Jonathan FIELDSSEND	Mazda MX-5 Mk1	1:50.376	8	8	9.309	3.078	68.49
23	66	M	8	David SCOULLER	Mazda MX-5 Mk1	1:54.010	3	7	12.943	3.634	66.31

Comments:

#10 & #51 - No working transponders, you must fix for racing please.

No. 6, 9, 11, 14, 17, 42, 51, 63 - 1 Lap time disallowed; exceeding track limits.

Weather / Track : Cloudy / Damp

These results are provisional until the conclusion of any judicial and technical matters.

Date: 13/07/2024 Start: 09:29 Finish: 09:45

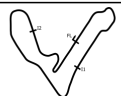
Croft: 2.1001 miles

Clerk Of Course:

Adam Peers

Stewards:

Timekeeper:

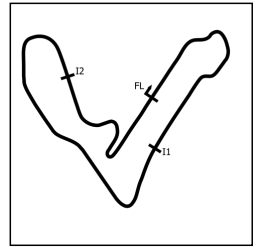
Richard EvansResults can be found at www.tsl-timing.com

Printed - 09:51 Saturday, 13 July 2024

BRSCC TCR UK Race Weekend - Croft - 13th/14th July 2024

Downforce Radio Mazda MX-5 Clubman Championship

QUALIFYING - RACE 1 - SECTOR ANALYSIS



SECTOR 1 = FL to I1, SECTOR 2 = I1 to I2, SECTOR 3 = I2 to FL, DIFF = Difference To Personal Best Lap, P = Crossed Finish Line in Pit Lane, D = Time Disallowed

P1 11 M Jonathan GREENSMITH		Mazda MX-5 Mk1					
IDEAL LAP TIME : 1:40.958		BEST LAP TIME : 1:41.067		DIFFERENCE : 0.109			
LAP	SECTOR 1	SECTOR 2	SECTOR 3	LAP TIME	MPH	DIFF	TIME OF DAY
1 -		48.009	30.192				09:32:27.898
2 -	33.643	44.772	30.082	1:48.497	69.68	7.430	09:34:16.395
3 -	32.777	42.840	29.130	1:44.747	72.17	3.680	09:36:01.142
4 -	31.877	42.260	28.694	1:42.831	73.52	1.764	09:37:43.973
5 -	31.688	42.460	29.571	1:43.719	72.89	2.652	09:39:27.692
6 -	31.828	42.075	28.751	1:42.654 (3)	73.65	1.587	09:41:10.346
7 -	31.029	41.415	28.623	1:41.067 (1)	74.80		09:42:51.413
8 -	31.691	41.430	28.904	1:42.025 D	74.10	0.958	09:44:33.438
9 -	31.703	41.413	28.516	1:41.632 (2)	74.39	0.565	09:46:15.070

P2 42 M Paul BATEMAN		Mazda MX-5 Mk1					
IDEAL LAP TIME : 1:41.489		BEST LAP TIME : 1:41.578		DIFFERENCE : 0.089			
LAP	SECTOR 1	SECTOR 2	SECTOR 3	LAP TIME	MPH	DIFF	TIME OF DAY
1 -		47.080	30.450				09:31:57.652
2 -	33.366	44.138	29.749	1:47.253	70.49	5.675	09:33:44.905
3 -	33.257	43.595	29.251	1:46.103	71.25	4.525	09:35:31.008
4 -	32.665	42.286	29.136	1:44.087	72.63	2.509	09:37:15.095
5 -	32.022	42.045	28.866	1:42.933	73.45	1.355	09:38:58.028
6 -	31.907	41.798	28.654	1:42.359 D	73.86	0.781	09:40:40.387
7 -	31.629	41.908	28.881	1:42.418 (3)	73.82	0.840	09:42:22.805
8 -	31.392	41.631	28.555	1:41.578 (1)	74.43		09:44:04.383
9 -	31.900	42.051	28.466	1:42.417 (2)	73.82	0.839	09:45:46.800

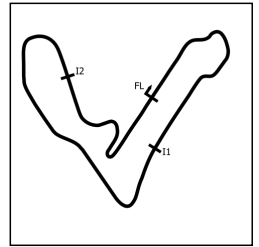
P3 51 Alexandros KATTOULAS		Mazda MX-5 Mk1					
IDEAL LAP TIME :		BEST LAP TIME : 1:41.882		DIFFERENCE :			
LAP	SECTOR 1	SECTOR 2	SECTOR 3	LAP TIME	MPH	DIFF	TIME OF DAY
1 -							09:31:59.018
2 -				1:48.480	69.69	6.598	09:33:47.498
3 -				1:44.652	72.24	2.770	09:35:32.150
4 -				1:54.558 D	65.99	12.676	09:37:26.708
5 -				1:43.544	73.01	1.662	09:39:10.252
6 -				1:42.821	73.53	0.939	09:40:53.073
7 -				1:42.249 (2)	73.94	0.367	09:42:35.322
8 -				1:41.882 (1)	74.20		09:44:17.204
9 -				1:42.411 (3)	73.82	0.529	09:45:59.615

P4 23 M Martin TOLLEY		Mazda MX-5 Mk1					
IDEAL LAP TIME : 1:42.024		BEST LAP TIME : 1:42.193		DIFFERENCE : 0.169			
LAP	SECTOR 1	SECTOR 2	SECTOR 3	LAP TIME	MPH	DIFF	TIME OF DAY
1 -		46.989	30.684				09:32:34.337
2 -	34.515	44.416	29.513	1:48.444	69.71	6.251	09:34:22.781
3 -	32.208	45.367	29.422	1:46.997	70.66	4.804	09:36:09.778
4 -	31.781	42.349	29.296	1:43.426	73.10	1.233	09:37:53.204
5 -	31.408	42.610	29.111	1:43.129	73.31	0.936	09:39:36.333
6 -	31.370	42.211	29.279	1:42.860 (3)	73.50	0.667	09:41:19.193
7 -	31.307	42.270	28.868	1:42.445 (2)	73.80	0.252	09:43:01.638
8 -	31.339	41.849	29.005	1:42.193 (1)	73.98		09:44:43.831
9 -	32.007	55.461	31.962	1:59.430	63.30	17.237	09:46:43.261

BRSCC TCR UK Race Weekend - Croft - 13th/14th July 2024

Downforce Radio Mazda MX-5 Clubman Championship

QUALIFYING - RACE 1 - SECTOR ANALYSIS



SECTOR 1 = FL to I1, SECTOR 2 = I1 to I2, SECTOR 3 = I2 to FL, DIFF = Difference To Personal Best Lap, P = Crossed Finish Line in Pit Lane, D = Time Disallowed

P5		3		Jordan HEAD		Mazda MX-5 Mk1	
IDEAL LAP TIME : 1:42.646		BEST LAP TIME : 1:42.646		DIFFERENCE : 0.000			
LAP	SECTOR 1	SECTOR 2	SECTOR 3	LAP TIME	MPH	DIFF	TIME OF DAY
1 -		50.700	31.290				09:32:38.261
2 -	34.913	47.441	30.084	1:52.438	67.24	9.792	09:34:30.699
3 -	34.879	45.563	29.841	1:50.283	68.55	7.637	09:36:20.982
4 -	33.654	43.808	30.201	1:47.663	70.22	5.017	09:38:08.645
5 -	33.594	43.634	29.237	1:46.465	71.01	3.819	09:39:55.110
6 -	31.771	42.820	29.372	1:43.963 (3)	72.72	1.317	09:41:39.073
7 -	31.799	42.962	28.957	1:43.718 (2)	72.89	1.072	09:43:22.791
8 -	31.697	42.176	28.773	1:42.646 (1)	73.65		09:45:05.437

P6		122 M		Robert GREENSMITH		Mazda MX-5 Mk1	
IDEAL LAP TIME : 1:42.847		BEST LAP TIME : 1:42.847		DIFFERENCE : 0.000			
LAP	SECTOR 1	SECTOR 2	SECTOR 3	LAP TIME	MPH	DIFF	TIME OF DAY
1 -		52.872	31.376				09:32:30.530
2 -	34.429	45.765	30.658	1:50.852	68.20	8.005	09:34:21.382
3 -	33.160	47.693	29.974	1:50.827	68.22	7.980	09:36:12.209
4 -	32.746	44.175	29.965	1:46.886	70.73	4.039	09:37:59.095
5 -	32.946	44.010	29.762	1:46.718	70.84	3.871	09:39:45.813
6 -	31.951	43.075	29.959	1:44.985	72.01	2.138	09:41:30.798
7 -	31.716	43.024	29.351	1:44.091 (3)	72.63	1.244	09:43:14.889
8 -	31.579	42.618	29.217	1:43.414 (2)	73.11	0.567	09:44:58.303
9 -	31.264	42.617	28.966	1:42.847 (1)	73.51		09:46:41.150

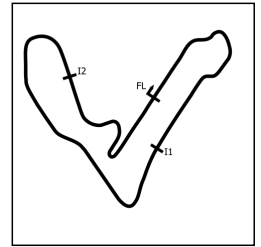
P7		24		Simon WATERFALL		Mazda MX-5 Mk1	
IDEAL LAP TIME : 1:42.669		BEST LAP TIME : 1:42.988		DIFFERENCE : 0.319			
LAP	SECTOR 1	SECTOR 2	SECTOR 3	LAP TIME	MPH	DIFF	TIME OF DAY
1 -		49.470	36.170				09:32:46.970
2 -	33.696	44.059	29.776	1:47.531	70.31	4.543	09:34:34.501
3 -	32.719	45.387	31.237	1:49.343	69.14	6.355	09:36:23.844
4 -	32.968	42.732	30.480	1:46.180	71.20	3.192	09:38:10.024
5 -	32.055	42.336	29.332	1:43.723 (3)	72.89	0.735	09:39:53.747
6 -	32.169	43.110	28.962	1:44.241	72.53	1.253	09:41:37.988
7 -	32.019	41.903	29.521	1:43.443 (2)	73.08	0.455	09:43:21.431
8 -	31.916	42.222	28.850	1:42.988 (1)	73.41		09:45:04.419

P8		99		Russell HALLEY		Mazda MX-5 Mk1	
IDEAL LAP TIME : 1:43.417		BEST LAP TIME : 1:43.495		DIFFERENCE : 0.078			
LAP	SECTOR 1	SECTOR 2	SECTOR 3	LAP TIME	MPH	DIFF	TIME OF DAY
1 -		47.469	31.751				09:32:37.994
2 -	34.570	46.356	30.911	1:51.837	67.60	8.342	09:34:29.831
3 -	33.576	43.266	29.714	1:46.556	70.95	3.061	09:36:16.387
4 -	32.226	43.353	29.170	1:44.749	72.17	1.254	09:38:01.136
5 -	31.824	43.464	29.845	1:45.133	71.91	1.638	09:39:46.269
6 -	31.689	43.049	29.224	1:43.962 (3)	72.72	0.467	09:41:30.231
7 -	31.767	42.579	29.149	1:43.495 (1)	73.05		09:43:13.726
8 -	31.776	42.799	29.272	1:43.847 (2)	72.80	0.352	09:44:57.573
9 -	31.865	43.163	IN PIT	1:42.607 P	73.68		09:46:40.180

BRSCC TCR UK Race Weekend - Croft - 13th/14th July 2024

Downforce Radio Mazda MX-5 Clubman Championship

QUALIFYING - RACE 1 - SECTOR ANALYSIS



SECTOR 1 = FL to I1, SECTOR 2 = I1 to I2, SECTOR 3 = I2 to FL, DIFF = Difference To Personal Best Lap, P = Crossed Finish Line in Pit Lane, D = Time Disallowed

P9 17		Pete SMITH		Mazda MX-5 Mk1			
IDEAL LAP TIME : 1:41.909		BEST LAP TIME : 1:43.507		DIFFERENCE : 1.598			
LAP	SECTOR 1	SECTOR 2	SECTOR 3	LAP TIME	MPH	DIFF	TIME OF DAY
1 -		51.352	31.770				09:32:19.913
2 -	33.661	46.432	30.184	1:50.277	68.56	6.770	09:34:10.190
3 -	32.573	43.193	30.318	1:46.084	71.27	2.577	09:35:56.274
4 -	32.319	43.175	29.863	1:45.357	71.76	1.850	09:37:41.631
5 -	31.911	42.572	29.416	1:43.899 (3)	72.76	0.392	09:39:25.530
6 -	31.757	42.627	29.123	1:43.507 (1)	73.04		09:41:09.037
7 -	32.085	42.644	28.945	1:43.674 (2)	72.92	0.167	09:42:52.711
8 -	31.349	41.615	29.317	1:42.281 D	73.92		09:44:34.992
9 -	33.354	42.669	29.858	1:45.881	71.40	2.374	09:46:20.873

P10 14		Beau PARRY		Mazda MX-5 Mk1			
IDEAL LAP TIME : 1:43.550		BEST LAP TIME : 1:43.550		DIFFERENCE : 0.000			
LAP	SECTOR 1	SECTOR 2	SECTOR 3	LAP TIME	MPH	DIFF	TIME OF DAY
1 -		49.939	31.693				09:32:07.937
2 -	34.760	44.942	30.177	1:49.879	68.80	6.329	09:33:57.816
3 -	32.959	43.947	29.838	1:46.744	70.82	3.194	09:35:44.560
4 -	32.605	43.236	29.939	1:45.780 (3)	71.47	2.230	09:37:30.340
5 -	32.408	43.655	29.963	1:46.026	71.30	2.476	09:39:16.366
6 -	32.395	43.902	29.568	1:45.865	71.41	2.315	09:41:02.231
7 -	32.003	43.017	29.315	1:44.335 (2)	72.46	0.785	09:42:46.566
8 -	31.871	42.604	29.522	1:43.997 D	72.70	0.447	09:44:30.563
9 -	31.840	42.492	29.218	1:43.550 (1)	73.01		09:46:14.113

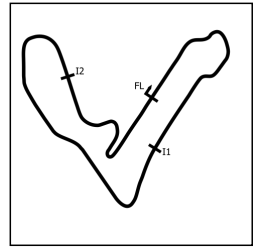
P11 848		Matthew CROZIER		Mazda MX-5 Mk1			
IDEAL LAP TIME : 1:43.431		BEST LAP TIME : 1:43.556		DIFFERENCE : 0.125			
LAP	SECTOR 1	SECTOR 2	SECTOR 3	LAP TIME	MPH	DIFF	TIME OF DAY
1 -		47.431	32.077				09:32:25.046
2 -	34.015	46.337	30.796	1:51.148	68.02	7.592	09:34:16.194
3 -	33.517	43.253	29.666	1:46.436	71.03	2.880	09:36:02.630
4 -	32.723	42.596	29.556	1:44.875	72.09	1.319	09:37:47.505
5 -	31.878	43.001	30.170	1:45.049	71.97	1.493	09:39:32.554
6 -	32.116	42.823	29.481	1:44.420 (3)	72.40	0.864	09:41:16.974
7 -	31.969	42.449	29.138	1:43.556 (1)	73.00		09:43:00.530
8 -	31.844	42.454	29.870	1:44.168 (2)	72.58	0.612	09:44:44.698
9 -	32.023	43.529	30.262	1:45.814	71.45	2.258	09:46:30.512

P12 6		Jack WARRY		Mazda MX-5 Mk1			
IDEAL LAP TIME : 1:43.553		BEST LAP TIME : 1:43.610		DIFFERENCE : 0.057			
LAP	SECTOR 1	SECTOR 2	SECTOR 3	LAP TIME	MPH	DIFF	TIME OF DAY
1 -		47.250	30.516				09:31:57.290
2 -	33.979	44.324	30.135	1:48.438	69.72	4.828	09:33:45.728
3 -	32.870	43.531	29.741	1:46.142	71.23	2.532	09:35:31.870
4 -	32.652	42.567	29.301	1:44.520 (3)	72.33	0.910	09:37:16.390
5 -	32.267	43.171	29.509	1:44.947 D	72.04	1.337	09:39:01.337
6 -	32.071	43.464	29.354	1:44.889	72.08	1.279	09:40:46.226
7 -	32.066	42.729	29.163	1:43.958 (2)	72.72	0.348	09:42:30.184
8 -	37.429	44.186	29.399	1:51.014	68.10	7.404	09:44:21.198
9 -	31.960	42.430	29.220	1:43.610 (1)	72.97		09:46:04.808

BRSCC TCR UK Race Weekend - Croft - 13th/14th July 2024

Downforce Radio Mazda MX-5 Clubman Championship

QUALIFYING - RACE 1 - SECTOR ANALYSIS



SECTOR 1 = FL to I1, SECTOR 2 = I1 to I2, SECTOR 3 = I2 to FL, DIFF = Difference To Personal Best Lap, P = Crossed Finish Line in Pit Lane, D = Time Disallowed

P13		9		Jamie TURNER		Mazda MX-5 Mk1	
IDEAL LAP TIME : 1:43.583		BEST LAP TIME : 1:43.783		DIFFERENCE : 0.200			
LAP	SECTOR 1	SECTOR 2	SECTOR 3	LAP TIME	MPH	DIFF	TIME OF DAY
1 -		46.541	30.716				09:32:02.721
2 -	33.301	43.998	30.166	1:47.465	70.35	3.682	09:33:50.186
3 -	32.850	43.101	29.565	1:45.516	71.65	1.733	09:35:35.702
4 -	32.632	42.866	29.710	1:45.208	71.86	1.425	09:37:20.910
5 -	32.540	42.916	29.340	1:44.796 (3)	72.14	1.013	09:39:05.706
6 -	32.161	42.701	29.340	1:44.202 (2)	72.55	0.419	09:40:49.908
7 -	32.181	42.485	29.209	1:43.875 D	72.78	0.092	09:42:33.783
8 -	33.097	43.295	29.530	1:45.922	71.37	2.139	09:44:19.705
9 -	32.066	42.685	29.032	1:43.783 (1)	72.85		09:46:03.488

P14		5		Nick LE DOYEN		Mazda MX-5 Mk1	
IDEAL LAP TIME : 1:45.318		BEST LAP TIME : 1:45.334		DIFFERENCE : 0.016			
LAP	SECTOR 1	SECTOR 2	SECTOR 3	LAP TIME	MPH	DIFF	TIME OF DAY
1 -		49.704	32.671				09:32:12.527
2 -	35.006	46.615	31.142	1:52.763	67.04	7.429	09:34:05.290
3 -	34.366	45.840	31.284	1:51.490	67.81	6.156	09:35:56.780
4 -	33.328	44.041	30.582	1:47.951	70.03	2.617	09:37:44.731
5 -	33.196	44.417	30.967	1:48.580	69.63	3.246	09:39:33.311
6 -	32.714	43.553	31.016	1:47.283 (3)	70.47	1.949	09:41:20.594
7 -	32.675	43.377	29.919	1:45.971 (2)	71.34	0.637	09:43:06.565
8 -	32.281	43.300	29.753	1:45.334 (1)	71.77		09:44:51.899
9 -	32.265	45.416	30.182	1:47.863	70.09	2.529	09:46:39.762

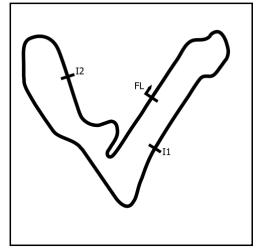
P15		116 (G)		Dugald MACGREGOR		Mazda MX-5 Mk1	
IDEAL LAP TIME : 1:45.542		BEST LAP TIME : 1:45.542		DIFFERENCE : 0.000			
LAP	SECTOR 1	SECTOR 2	SECTOR 3	LAP TIME	MPH	DIFF	TIME OF DAY
1 -		48.909	31.782				09:32:35.300
2 -	34.868	45.546	30.527	1:50.941	68.14	5.399	09:34:26.241
3 -	33.588	44.398	30.663	1:48.649	69.58	3.107	09:36:14.890
4 -	33.889	43.503	30.865	1:48.257	69.83	2.715	09:38:03.147
5 -	32.801	43.960	30.447	1:47.208 (3)	70.52	1.666	09:39:50.355
6 -	32.990	43.856	30.464	1:47.310	70.45	1.768	09:41:37.665
7 -	32.759	43.491	30.433	1:46.683 (2)	70.86	1.141	09:43:24.348
8 -	32.434	43.225	29.883	1:45.542 (1)	71.63		09:45:09.890

P16		63		Thomas GREENWOOD		Mazda MX-5 Mk1	
IDEAL LAP TIME : 1:45.417		BEST LAP TIME : 1:45.603		DIFFERENCE : 0.186			
LAP	SECTOR 1	SECTOR 2	SECTOR 3	LAP TIME	MPH	DIFF	TIME OF DAY
1 -		54.303	33.684				09:32:23.281
2 -	36.066	48.425	31.289	1:55.780	65.30	10.177	09:34:19.061
3 -	34.311	49.093	30.672	1:54.076	66.27	8.473	09:36:13.137
4 -	33.457	45.282	32.248	1:50.987 D	68.12	5.384	09:38:04.124
5 -	32.914	44.385	30.929	1:48.228	69.85	2.625	09:39:52.352
6 -	32.574	43.969	31.298	1:47.841 (3)	70.10	2.238	09:41:40.193
7 -	32.501	43.500	29.633	1:45.634 (2)	71.57	0.031	09:43:25.827
8 -	32.301	43.483	29.819	1:45.603 (1)	71.59		09:45:11.430

BRSCC TCR UK Race Weekend - Croft - 13th/14th July 2024

Downforce Radio Mazda MX-5 Clubman Championship

QUALIFYING - RACE 1 - SECTOR ANALYSIS



SECTOR 1 = FL to I1, SECTOR 2 = I1 to I2, SECTOR 3 = I2 to FL, DIFF = Difference To Personal Best Lap, P = Crossed Finish Line in Pit Lane, D = Time Disallowed

P17 117 (G) Robert MACGREGOR		Mazda MX-5 Mk1					
IDEAL LAP TIME : 1:46.148		BEST LAP TIME : 1:46.148		DIFFERENCE : 0.000			
LAP	SECTOR 1	SECTOR 2	SECTOR 3	LAP TIME	MPH	DIFF	TIME OF DAY
1 -		49.877	31.995				09:32:37.669
2 -	34.727	47.258	31.476	1:53.461	66.63	7.313	09:34:31.130
3 -	34.957	46.328	30.719	1:52.004	67.50	5.856	09:36:23.134
4 -	33.670	44.231	30.991	1:48.892	69.43	2.744	09:38:12.026
5 -	33.447	44.463	29.949	1:47.859	70.09	1.711	09:39:59.885
6 -	33.023	43.999	30.022	1:47.044 (3)	70.63	0.896	09:41:46.929
7 -	32.869	43.542	29.737	1:46.148 (1)	71.22		09:43:33.077
8 -	33.111	43.712	29.921	1:46.744 (2)	70.82	0.596	09:45:19.821

P18 991 M Simon PRIVETT		Mazda MX-5 Mk1					
IDEAL LAP TIME : 1:46.521		BEST LAP TIME : 1:46.607		DIFFERENCE : 0.086			
LAP	SECTOR 1	SECTOR 2	SECTOR 3	LAP TIME	MPH	DIFF	TIME OF DAY
1 -		51.395	32.664				09:32:25.423
2 -	35.236	48.076	31.270	1:54.582	65.98	7.975	09:34:20.005
3 -	34.098	49.434	30.649	1:54.181	66.21	7.574	09:36:14.186
4 -	34.780	44.797	30.870	1:50.447	68.45	3.840	09:38:04.633
5 -	33.101	44.789	30.417	1:48.307 (3)	69.80	1.700	09:39:52.940
6 -	32.842	46.032	30.367	1:49.241	69.21	2.634	09:41:42.181
7 -	32.928	43.854	29.825	1:46.607 (1)	70.92		09:43:28.788
8 -	33.168	44.413	30.589	1:48.170 (2)	69.89	1.563	09:45:16.958

P19 73 Adam LAWRENCE		Mazda MX-5 Mk1					
IDEAL LAP TIME : 1:46.563		BEST LAP TIME : 1:46.810		DIFFERENCE : 0.247			
LAP	SECTOR 1	SECTOR 2	SECTOR 3	LAP TIME	MPH	DIFF	TIME OF DAY
1 -		54.948	33.000				09:32:21.960
2 -	35.696	47.553	32.658	1:55.907	65.23	9.097	09:34:17.867
3 -	34.587	44.877	30.751	1:50.215	68.59	3.405	09:36:08.082
4 -	33.621	44.753	30.401	1:48.775	69.50	1.965	09:37:56.857
5 -	32.702	45.095	30.269	1:48.066 (3)	69.96	1.256	09:39:44.923
6 -	32.786	46.664	30.443	1:49.893	68.79	3.083	09:41:34.816
7 -	32.670	43.763	30.377	1:46.810 (1)	70.78		09:43:21.626
8 -	32.772	44.669	30.130	1:47.571 (2)	70.28	0.761	09:45:09.197

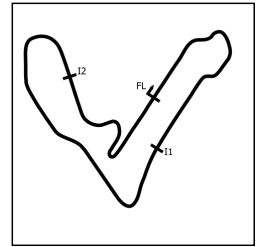
P20 65 M Peter WILLIAMS		Mazda MX-5 Mk1					
IDEAL LAP TIME : 1:46.877		BEST LAP TIME : 1:46.877		DIFFERENCE : 0.000			
LAP	SECTOR 1	SECTOR 2	SECTOR 3	LAP TIME	MPH	DIFF	TIME OF DAY
1 -		54.149	34.062				09:32:32.849
2 -	36.213	48.284	32.122	1:56.619	64.83	9.742	09:34:29.468
3 -	35.636	46.795	33.279	1:55.710	65.34	8.833	09:36:25.178
4 -	34.590	45.433	30.550	1:50.573	68.37	3.696	09:38:15.751
5 -	33.511	47.099	30.441	1:51.051	68.08	4.174	09:40:06.802
6 -	33.723	45.205	30.661	1:49.589 (3)	68.99	2.712	09:41:56.391
7 -	33.508	44.591	30.424	1:48.523 (2)	69.66	1.646	09:43:44.914
8 -	33.023	44.032	29.822	1:46.877 (1)	70.74		09:45:31.791

P21 10 M (G) Andrew MACGREGOR		Mazda MX-5 Mk1					
IDEAL LAP TIME :		BEST LAP TIME : 1:47.298		DIFFERENCE :			
LAP	SECTOR 1	SECTOR 2	SECTOR 3	LAP TIME	MPH	DIFF	TIME OF DAY
1 -							09:32:33.798
2 -				1:55.825	65.27	8.527	09:34:29.623
3 -				1:52.764	67.04	5.466	09:36:22.387
4 -				1:49.741	68.89	2.443	09:38:12.128
5 -				1:48.764	69.51	1.466	09:40:00.892
6 -				1:47.975 (3)	70.02	0.677	09:41:48.867
7 -				1:47.298 (1)	70.46		09:43:36.165
8 -				1:47.561 (2)	70.29	0.263	09:45:23.726

BRSCC TCR UK Race Weekend - Croft - 13th/14th July 2024

Downforce Radio Mazda MX-5 Clubman Championship

QUALIFYING - RACE 1 - SECTOR ANALYSIS



SECTOR 1 = FL to I1, SECTOR 2 = I1 to I2, SECTOR 3 = I2 to FL, DIFF = Difference To Personal Best Lap, P = Crossed Finish Line in Pit Lane, D = Time Disallowed

P22 53 M Jonathan FIELDSEND				Mazda MX-5 Mk1			
IDEAL LAP TIME : 1:50.376		BEST LAP TIME : 1:50.376		DIFFERENCE : 0.000			
LAP	SECTOR 1	SECTOR 2	SECTOR 3	LAP TIME	MPH	DIFF	TIME OF DAY
1 -		53.754	35.644				09:32:15.092
2 -	37.234	50.353	32.982	2:00.569	62.70	10.193	09:34:15.661
3 -	36.658	51.161	33.076	2:00.895	62.53	10.519	09:36:16.556
4 -	34.843	46.572	34.003	1:55.418	65.50	5.042	09:38:11.974
5 -	36.087	48.838	31.726	1:56.651	64.81	6.275	09:40:08.625
6 -	34.531	46.324	31.858	1:52.713 (3)	67.07	2.337	09:42:01.338
7 -	34.467	45.908	31.247	1:51.622 (2)	67.73	1.246	09:43:52.960
8 -	33.981	45.189	31.206	1:50.376 (1)	68.49		09:45:43.336

P23 66 M David SCULLER				Mazda MX-5 Mk1			
IDEAL LAP TIME : 1:53.030		BEST LAP TIME : 1:54.010		DIFFERENCE : 0.980			
LAP	SECTOR 1	SECTOR 2	SECTOR 3	LAP TIME	MPH	DIFF	TIME OF DAY
1 -		53.398	34.253				09:32:33.522
2 -	36.706	50.326	32.057	1:59.089	63.48	5.079	09:34:32.611
3 -	35.016	47.284	31.710	1:54.010 (1)	66.31		09:36:26.621
4 -	34.540			1:57.498	64.34	3.488	09:38:24.119
5 -	35.931	47.353	31.865	1:55.149 (3)	65.65	1.139	09:40:19.268
6 -	35.454	47.543	31.206	1:54.203 (2)	66.20	0.193	09:42:13.471
7 -	36.854	47.563	IN PIT	1:52.116 P	67.43		09:44:05.587

BRSCC TCR UK Race Weekend - Croft - 13th/14th July 2024

Downforce Radio Mazda MX-5 Clubman Championship

QUALIFYING - RACE 1 - BEST SECTORS

SECTOR 1			SECTOR 2			SECTOR 3			IDEAL / BEST COMPARISON						
POS	NO	NAME	TIME	NO	NAME	TIME	NO	NAME	TIME	POS	NO	NAME	IDEAL	BEST	DIFF
													PERFECT LAP	1:40.908	
1	11	GREENSMITH	31.029	11	GREENSMITH	41.413	42	BATEMAN	28.466	1	11	GREENSMITH	1:40.958	1:41.067	0.109
2	122	GREENSMITH	31.264	17	SMITH	41.615	11	GREENSMITH	28.516	2	42	BATEMAN	1:41.489	1:41.578	0.089
3	23	TOLLEY	31.307	42	BATEMAN	41.631	3	HEAD	28.773	3	17	SMITH	1:41.909	1:43.507	1.598
4	17	SMITH	31.349	23	TOLLEY	41.849	24	WATERFALL	28.850	4	23	TOLLEY	1:42.024	1:42.193	0.169
5	42	BATEMAN	31.392	24	WATERFALL	41.903	23	TOLLEY	28.868	5	3	HEAD	1:42.646	1:42.646	0.000
6	99	HALLEY	31.689	3	HEAD	42.176	17	SMITH	28.945	6	24	WATERFALL	1:42.669	1:42.988	0.319
7	3	HEAD	31.697	6	WARRY	42.430	122	GREENSMITH	28.966	7	122	GREENSMITH	1:42.847	1:42.847	0.000
8	14	PARRY	31.840	848	CROZIER	42.449	9	TURNER	29.032	8	99	HALLEY	1:43.417	1:43.495	0.078
9	848	CROZIER	31.844	9	TURNER	42.485	848	CROZIER	29.138	9	848	CROZIER	1:43.431	1:43.556	0.125
10	24	WATERFALL	31.916	14	PARRY	42.492	99	HALLEY	29.149	10	14	PARRY	1:43.550	1:43.550	0.000
11	6	WARRY	31.960	99	HALLEY	42.579	6	WARRY	29.163	11	6	WARRY	1:43.553	1:43.610	0.057
12	9	TURNER	32.066	122	GREENSMITH	42.617	14	PARRY	29.218	12	9	TURNER	1:43.583	1:43.783	0.200
13	5	LE DOYEN	32.265	116	MACGREGOR	43.225	63	GREENWOOD	29.633	13	5	LE DOYEN	1:45.318	1:45.334	0.016
14	63	GREENWOOD	32.301	5	LE DOYEN	43.300	117	MACGREGOR	29.737	14	63	GREENWOOD	1:45.417	1:45.603	0.186
15	116	MACGREGOR	32.434	63	GREENWOOD	43.483	5	LE DOYEN	29.753	15	116	MACGREGOR	1:45.542	1:45.542	0.000
16	73	LAWRENCE	32.670	117	MACGREGOR	43.542	65	WILLIAMS	29.822	16	117	MACGREGOR	1:46.148	1:46.148	0.000
17	991	PRIVETT	32.842	73	LAWRENCE	43.763	991	PRIVETT	29.825	17	991	PRIVETT	1:46.521	1:46.607	0.086
18	117	MACGREGOR	32.869	991	PRIVETT	43.854	116	MACGREGOR	29.883	18	73	LAWRENCE	1:46.563	1:46.810	0.247
19	65	WILLIAMS	33.023	65	WILLIAMS	44.032	73	LAWRENCE	30.130	19	65	WILLIAMS	1:46.877	1:46.877	0.000
20	53	FIELDSSEND	33.981	53	FIELDSSEND	45.189	53	FIELDSSEND	31.206	20	53	FIELDSSEND	1:50.376	1:50.376	0.000
21	66	SCOULLER	34.540	66	SCOULLER	47.284	66	SCOULLER	31.206	21	66	SCOULLER	1:53.030	1:54.010	0.980
22										22	10	MACGREGOR		1:47.298	
23										23	51	KATTOULAS		1:41.882	

BRSCC TCR UK Race Weekend - Croft - 13th/14th July 2024

Downforce Radio Mazda MX-5 Clubman Championship

QUALIFYING - RACE 1 - STATISTICS

Competitors Started	23
Planned Start	2024-07-13 @ 09:30:00.000
Actual Start	2024-07-13 @ 09:29:57.775
Finish Time	2024-07-13 @ 09:45:03.083
Track Length	2.1001mi.
Total Laps	195
Total Distance Covered	409.5336mi.

Session Fastest Lap History

NO	CL	NAME	LAP TIME	TIME OF DAY	LAP	VEHICLE
42	M	Paul BATEMAN	1:47.253	09:33:44.924	2	Mazda MX-5 Mk1
42	M	Paul BATEMAN	1:46.103	09:35:31.026	3	Mazda MX-5 Mk1
51		Alexandros KATTOULAS	1:44.652	09:35:32.150	3	Mazda MX-5 Mk1
42	M	Paul BATEMAN	1:44.087	09:37:15.114	4	Mazda MX-5 Mk1
11	M	Jonathan GREENSMITH	1:42.831	09:37:43.991	4	Mazda MX-5 Mk1
51		Alexandros KATTOULAS	1:42.821	09:40:53.073	6	Mazda MX-5 Mk1
11	M	Jonathan GREENSMITH	1:42.654	09:41:10.364	6	Mazda MX-5 Mk1
42	M	Paul BATEMAN	1:42.418	09:42:22.825	7	Mazda MX-5 Mk1
51		Alexandros KATTOULAS	1:42.249	09:42:35.322	7	Mazda MX-5 Mk1
11	M	Jonathan GREENSMITH	1:41.067	09:42:51.431	7	Mazda MX-5 Mk1

Flag History

TYPE	TIME OF DAY
GREEN	09:29:57.775
FINISH	09:45:03.083

Flag Statistics

TYPE	COUNT	TOTAL LAPS	TOTAL TIME
Green	1	9	17:24.891
Red	0	0	0.000
Safety Car	0	0	0.000
FCY	0	0	0.000

BRSCC TCR UK Race Weekend - Croft - 13th/14th July 2024

Downforce Radio Mazda MX-5 Clubman Championship

QUALIFYING - RACE 1 - STATISTICS

CLASS :

12 Starters

Fastest Lap History

NO	NAME	LAP TIME	TIME OF DAY	LAP	VEHICLE
6	Jack WARRY	1:48.438	09:33:45.749	2	Mazda MX-5 Mk1
9	Jamie TURNER	1:47.465	09:33:50.205	2	Mazda MX-5 Mk1
6	Jack WARRY	1:46.142	09:35:31.891	3	Mazda MX-5 Mk1
51	Alexandros KATTOULAS	1:44.652	09:35:32.150	3	Mazda MX-5 Mk1
6	Jack WARRY	1:44.520	09:37:16.419	4	Mazda MX-5 Mk1
51	Alexandros KATTOULAS	1:43.544	09:39:10.252	5	Mazda MX-5 Mk1
51	Alexandros KATTOULAS	1:42.821	09:40:53.073	6	Mazda MX-5 Mk1
51	Alexandros KATTOULAS	1:42.249	09:42:35.322	7	Mazda MX-5 Mk1
51	Alexandros KATTOULAS	1:41.882	09:44:17.204	8	Mazda MX-5 Mk1

BRSCC TCR UK Race Weekend - Croft - 13th/14th July 2024

Downforce Radio Mazda MX-5 Clubman Championship

QUALIFYING - RACE 1 - STATISTICS

CLASS : M (G)

1 Starters

Fastest Lap History

NO	NAME	LAP TIME	TIME OF DAY	LAP	VEHICLE
10	Andrew MACGREGOR	1:55.825	09:34:29.623	2	Mazda MX-5 Mk1
10	Andrew MACGREGOR	1:52.764	09:36:22.387	3	Mazda MX-5 Mk1
10	Andrew MACGREGOR	1:49.741	09:38:12.128	4	Mazda MX-5 Mk1
10	Andrew MACGREGOR	1:48.764	09:40:00.892	5	Mazda MX-5 Mk1
10	Andrew MACGREGOR	1:47.975	09:41:48.867	6	Mazda MX-5 Mk1
10	Andrew MACGREGOR	1:47.298	09:43:36.165	7	Mazda MX-5 Mk1

BRSCC TCR UK Race Weekend - Croft - 13th/14th July 2024

Downforce Radio Mazda MX-5 Clubman Championship

QUALIFYING - RACE 1 - STATISTICS

CLASS : M

8 Starters

Fastest Lap History

NO	NAME	LAP TIME	TIME OF DAY	LAP	VEHICLE
42	Paul BATEMAN	1:47.253	09:33:44.924	2	Mazda MX-5 Mk1
42	Paul BATEMAN	1:46.103	09:35:31.026	3	Mazda MX-5 Mk1
11	Jonathan GREENSMITH	1:44.747	09:36:01.161	3	Mazda MX-5 Mk1
42	Paul BATEMAN	1:44.087	09:37:15.114	4	Mazda MX-5 Mk1
11	Jonathan GREENSMITH	1:42.831	09:37:43.991	4	Mazda MX-5 Mk1
11	Jonathan GREENSMITH	1:42.654	09:41:10.364	6	Mazda MX-5 Mk1
42	Paul BATEMAN	1:42.418	09:42:22.825	7	Mazda MX-5 Mk1
11	Jonathan GREENSMITH	1:41.067	09:42:51.431	7	Mazda MX-5 Mk1

BRSCC TCR UK Race Weekend - Croft - 13th/14th July 2024

Downforce Radio Mazda MX-5 Clubman Championship

QUALIFYING - RACE 1 - STATISTICS

CLASS : (G)

2 Starters

Fastest Lap History

NO	NAME	LAP TIME	TIME OF DAY	LAP	VEHICLE
116	Dugald MACGREGOR	1:50.941	09:34:26.256	2	Mazda MX-5 Mk1
116	Dugald MACGREGOR	1:48.649	09:36:14.906	3	Mazda MX-5 Mk1
116	Dugald MACGREGOR	1:48.257	09:38:03.163	4	Mazda MX-5 Mk1
116	Dugald MACGREGOR	1:47.208	09:39:50.370	5	Mazda MX-5 Mk1
117	Robert MACGREGOR	1:47.044	09:41:46.944	6	Mazda MX-5 Mk1
116	Dugald MACGREGOR	1:46.683	09:43:24.364	7	Mazda MX-5 Mk1
117	Robert MACGREGOR	1:46.148	09:43:33.092	7	Mazda MX-5 Mk1
116	Dugald MACGREGOR	1:45.542	09:45:09.906	8	Mazda MX-5 Mk1

ROW 12		23	1:54.010	66 David SCOLLER				
ROW 11	21	10 Andrew MACGREGOR	1:47.298		22	53 Jonathan FIELDSEND	1:50.376	
ROW 10		19	1:46.810	73 Adam LAWRENCE		20	65 Peter WILLIAMS	1:46.877
ROW 9	17	117 Robert MACGREGOR	1:46.148		18	991 Simon PRIVETT	1:46.607	
ROW 8		15	1:45.542	116 Dugald MACGREGOR		16	63 Thomas GREENWOOD	1:45.603
ROW 7	13	9 Jamie TURNER	1:43.783		14	5 Nick LE DOYEN	1:45.334	
ROW 6		11	1:43.495	99 Russell HALLEY		12	6 Jack WARRY	1:43.610
ROW 5	9	14 Beau PARRY	1:43.550		10	848 Matthew CROZIER	1:43.556	
ROW 4		7	1:42.988	24 Simon WATERFALL		8	17 Pete SMITH	1:43.507
ROW 3	5	3 Jordan HEAD	1:42.646		6	122 Robert GREENSMITH	1:42.847	
ROW 2		3	1:41.882	51 Alexandros KATTOULAS		4	23 Martin TOLLEY	1:42.193
ROW 1	1	11 Jonathan GREENSMITH	1:41.067		2	42 Paul BATEMAN	1:41.578	
		Pole						

Comments:
#99 - 3 place grid penalty applied - Q12.21.4 (At Anglesey event)

These results are provisional until the conclusion of any judicial and technical matters.

Croft: 2.1001 miles

Clerk Of Course: Adam Peers

Stewards:

Timekeeper: Richard Evans



Downforce Radio Mazda MX-5 Clubman Championship

RACE 1 - CLASSIFICATION - AMENDED

DOWNFORCE RADIO

Race Distance: 9 Laps / 18.90 miles

POS	NO	CL	PIC	NAME	ENTRY	LAPS	TIME	GAP	DIFF	MPH	BEST	ON	GRD	↑↓
1	11	M	1	Jonathan GREENSMITH	Mazda MX-5 Mk1	9	16:09.706			70.17	1:44.929	7	1	0
2	42	M	2	Paul BATEMAN	Mazda MX-5 Mk1	9	16:11.314	1.608	1.608	70.05	1:44.889	7	2	0
3	3		1	Jordan HEAD	Mazda MX-5 Mk1	9	16:11.812	2.106	0.498	70.01	1:44.842	7	5	2
4	17		2	Pete SMITH	Mazda MX-5 Mk1	9	16:12.326	2.620	0.514	69.98	1:44.583	7	8	4
5	122	M	3	Robert GREENSMITH	Mazda MX-5 Mk1	9	16:17.289	7.583	4.963	69.62	1:44.924	8	6	1
6	24		3	Simon WATERFALL	Mazda MX-5 Mk1	9	16:18.231	8.525	0.942	69.55	1:45.560	9	7	1
7	99		4	Russell HALLEY	Mazda MX-5 Mk1	9	16:18.442	8.736	0.211	69.54	1:45.381	7	11	4
8	14		5	Beau PARRY	Mazda MX-5 Mk1	9	16:19.374	9.668	0.932	69.47	1:45.369	9	9	1
9	9		6	Jamie TURNER	Mazda MX-5 Mk1	9	16:19.889	10.183	0.515	69.44	1:45.452	8	13	4
10	6		7	Jack WARRY	Mazda MX-5 Mk1	9	16:20.374	10.668	0.485	69.40	1:45.640	9	12	2
11	116	(G)	1	Dugald MACGREGOR	Mazda MX-5 Mk1	9	16:29.686	19.980	9.312	68.75	1:47.145	9	15	4
12	848		8	Matthew CROZIER	Mazda MX-5 Mk1	9	16:30.396	20.690	0.710	68.70	1:45.341	9	10	-2
13	63		9	Thomas GREENWOOD	Mazda MX-5 Mk1	9	16:35.798	26.092	5.402	68.33	1:46.896	8	16	3
14	117	(G)	2	Robert MACGREGOR	Mazda MX-5 Mk1	9	16:43.055	33.349	7.257	67.83	1:48.072	5	17	3
15	51*		10	Alexandros KATTOULAS	Mazda MX-5 Mk1	9	16:43.958	34.252	0.903	67.77	1:44.923	9	3	-12
16	10	M(G)	1	Andrew MACGREGOR	Mazda MX-5 Mk1	9	16:58.294	48.588	14.336	66.82	1:48.901	7	21	5
17	991	M	4	Simon PRIVETT	Mazda MX-5 Mk1	9	16:59.597	49.891	1.303	66.73	1:48.324	7	18	1
18	65	M	5	Peter WILLIAMS	Mazda MX-5 Mk1	9	17:04.363	54.657	4.766	66.42	1:49.835	7	20	2
19	73		11	Adam LAWRENCE	Mazda MX-5 Mk1	9	17:05.107	55.401	0.744	66.37	1:49.860	7	19	0
20	53	M	6	Jonathan FIELDSSEND	Mazda MX-5 Mk1	9	17:05.562	55.856	0.455	66.34	1:49.918	9	22	2
21	5		12	Nick LE DOYEN	Mazda MX-5 Mk1	9	17:18.238	1:08.532	12.676	65.53	1:51.175	9	14	-7
22	66	M	7	David SCOLLER	Mazda MX-5 Mk1	9	17:40.276	1:30.570	22.038	64.17	1:54.784	9	23	1

NOT STARTED

NS	23	M		Martin TOLLEY	Mazda MX-5 Mk1									4
----	----	---	--	---------------	----------------	--	--	--	--	--	--	--	--	---

FASTEST LAP

17				Pete SMITH	Mazda MX-5 Mk1	7	1:44.583			72.29 mph				116.34 kph
42	M			Paul BATEMAN	Mazda MX-5 Mk1	7	1:44.889			72.08 mph				116.00 kph
116	(G)			Dugald MACGREGOR	Mazda MX-5 Mk1	9	1:47.145			70.56 mph				113.56 kph
10	M(G)			Andrew MACGREGOR	Mazda MX-5 Mk1	7	1:48.901			69.42 mph				111.73 kph

Comments:

#3 - 10 Second penalty - Rescinded

#51 - Still no working transponder - You must fix for your next race to be timed. MSUK Regulation Q12.8.1 refers.

Weather / Track : Cloudy / Damp

Date: 13/07/2024 Start: 13:28 Finish: 13:44

These results are provisional until the conclusion of any judicial and technical matters.

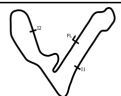
Croft: 2.1001 miles

Clerk Of Course:

Adam Peers

Stewards:

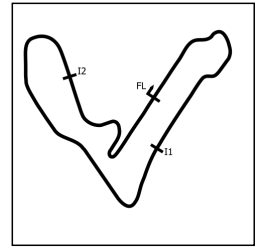
Timekeeper:

Richard Evans

BRSCC TCR UK Race Weekend - Croft - 13th/14th July 2024

Downforce Radio Mazda MX-5 Clubman Championship

RACE 1 - SECTOR ANALYSIS



SECTOR 1 = FL to I1, SECTOR 2 = I1 to I2, SECTOR 3 = I2 to FL, DIFF = Difference To Personal Best Lap, P = Crossed Finish Line in Pit Lane, D = Time Disallowed

P1		11 M		Jonathan GREENSMITH		Mazda MX-5 Mk1	
IDEAL LAP TIME : 1:44.735		BEST LAP TIME : 1:44.929		DIFFERENCE : 0.194			
LAP	SECTOR 1	SECTOR 2	SECTOR 3	LAP TIME	MPH	DIFF	TIME OF DAY
1 -		45.789	30.190	1:57.116	64.55	12.187	13:30:34.873
2 -	33.791	45.550	30.071	1:49.412	69.10	4.483	13:32:24.285
3 -	33.275	44.534	30.141	1:47.950	70.03	3.021	13:34:12.235
4 -	33.532	44.793	30.116	1:48.441	69.72	3.512	13:36:00.676
5 -	33.303	43.794	29.517	1:46.614	70.91	1.685	13:37:47.290
6 -	32.740	43.186	29.299	1:45.225	71.85	0.296	13:39:32.515
7 -	32.790	42.855	29.284	1:44.929 (1)	72.05		13:41:17.444
8 -	32.638	43.076	29.242	1:44.956 (2)	72.03	0.027	13:43:02.400
9 -	32.805	42.871	29.387	1:45.063 (3)	71.96	0.134	13:44:47.463

P2		42 M		Paul BATEMAN		Mazda MX-5 Mk1	
IDEAL LAP TIME : 1:44.643		BEST LAP TIME : 1:44.889		DIFFERENCE : 0.246			
LAP	SECTOR 1	SECTOR 2	SECTOR 3	LAP TIME	MPH	DIFF	TIME OF DAY
1 -		45.570	30.214	1:56.699	64.78	11.810	13:30:34.456
2 -	34.098	46.232	30.069	1:50.399	68.48	5.510	13:32:24.855
3 -	33.035	45.256	30.075	1:48.366	69.76	3.477	13:34:13.221
4 -	33.959	44.713	29.807	1:48.479	69.69	3.590	13:36:01.700
5 -	32.836	44.130	29.459	1:46.425	71.04	1.536	13:37:48.125
6 -	32.279	43.868	29.190	1:45.337 (3)	71.77	0.448	13:39:33.462
7 -	32.477	43.244	29.168	1:44.889 (1)	72.08		13:41:18.351
8 -	32.389	43.483	29.604	1:45.476	71.68	0.587	13:43:03.827
9 -	32.263	43.212	29.769	1:45.244 (2)	71.83	0.355	13:44:49.071

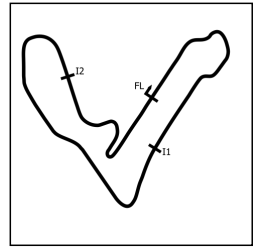
P3		17		Pete SMITH		Mazda MX-5 Mk1	
IDEAL LAP TIME : 1:44.506		BEST LAP TIME : 1:44.583		DIFFERENCE : 0.077			
LAP	SECTOR 1	SECTOR 2	SECTOR 3	LAP TIME	MPH	DIFF	TIME OF DAY
1 -		46.400	30.993	2:00.360	62.81	15.777	13:30:38.117
2 -	33.515	45.730	31.028	1:50.273	68.56	5.690	13:32:28.390
3 -	33.829	44.800	30.774	1:49.403	69.10	4.820	13:34:17.793
4 -	32.744	43.907	29.981	1:46.632	70.90	2.049	13:36:04.425
5 -	32.590	43.348	29.831	1:45.769	71.48	1.186	13:37:50.194
6 -	32.109	43.025	29.801	1:44.935 (3)	72.05	0.352	13:39:35.129
7 -	32.166	42.721	29.696	1:44.583 (1)	72.29		13:41:19.712
8 -	32.272	42.824	29.829	1:44.925 (2)	72.05	0.342	13:43:04.637
9 -	32.475	43.295	29.676	1:45.446	71.70	0.863	13:44:50.083

P4		122 M		Robert GREENSMITH		Mazda MX-5 Mk1	
IDEAL LAP TIME : 1:44.870		BEST LAP TIME : 1:44.924		DIFFERENCE : 0.054			
LAP	SECTOR 1	SECTOR 2	SECTOR 3	LAP TIME	MPH	DIFF	TIME OF DAY
1 -		47.506	31.190	2:00.715	62.63	15.791	13:30:38.472
2 -	34.219	46.550	30.471	1:51.240	67.96	6.316	13:32:29.712
3 -	33.543	45.077	30.222	1:48.842	69.46	3.918	13:34:18.554
4 -	33.166	44.793	30.119	1:48.078	69.95	3.154	13:36:06.632
5 -	32.407	43.801	29.808	1:46.016	71.31	1.092	13:37:52.648
6 -	32.676	43.464	29.698	1:45.838 (3)	71.43	0.914	13:39:38.486
7 -	32.301	43.431	29.655	1:45.387 (2)	71.74	0.463	13:41:23.873
8 -	32.355	43.207	29.362	1:44.924 (1)	72.05		13:43:08.797
9 -	32.659	43.762	29.828	1:46.249	71.15	1.325	13:44:55.046

BRSCC TCR UK Race Weekend - Croft - 13th/14th July 2024

Downforce Radio Mazda MX-5 Clubman Championship

RACE 1 - SECTOR ANALYSIS



SECTOR 1 = FL to I1, SECTOR 2 = I1 to I2, SECTOR 3 = I2 to FL, DIFF = Difference To Personal Best Lap, P = Crossed Finish Line in Pit Lane, D = Time Disallowed

P5 24		Simon WATERFALL		Mazda MX-5 Mk1			
IDEAL LAP TIME : 1:45.427		BEST LAP TIME : 1:45.560		DIFFERENCE : 0.133			
LAP	SECTOR 1	SECTOR 2	SECTOR 3	LAP TIME	MPH	DIFF	TIME OF DAY
1 -		47.407	31.224	2:01.021	62.47	15.461	13:30:38.778
2 -	34.058	45.191	30.630	1:49.879	68.80	4.319	13:32:28.657
3 -	33.727	44.847	30.751	1:49.325	69.15	3.765	13:34:17.982
4 -	33.620	43.610	30.570	1:47.800	70.13	2.240	13:36:05.782
5 -	33.066	43.257	30.127	1:46.450	71.02	0.890	13:37:52.232
6 -	32.982	43.255	29.787	1:46.024 (3)	71.31	0.464	13:39:38.256
7 -	33.009	43.359	30.072	1:46.440	71.03	0.880	13:41:24.696
8 -	32.647	43.478	29.607	1:45.732 (2)	71.50	0.172	13:43:10.428
9 -	32.678	43.357	29.525	1:45.560 (1)	71.62		13:44:55.988

P6 99		Russell HALLEY		Mazda MX-5 Mk1			
IDEAL LAP TIME : 1:44.706		BEST LAP TIME : 1:45.381		DIFFERENCE : 0.675			
LAP	SECTOR 1	SECTOR 2	SECTOR 3	LAP TIME	MPH	DIFF	TIME OF DAY
1 -		47.177	31.297	2:01.382	62.28	16.001	13:30:39.139
2 -	33.806	46.477	30.611	1:50.894	68.17	5.513	13:32:30.033
3 -	34.618	44.833	30.297	1:49.748	68.89	4.367	13:34:19.781
4 -	33.584	44.914	30.115	1:48.613	69.61	3.232	13:36:08.394
5 -	32.560	43.225	29.900	1:45.685	71.53	0.304	13:37:54.079
6 -	32.299	43.624	29.546	1:45.469 (2)	71.68	0.088	13:39:39.548
7 -	32.227	43.145	30.009	1:45.381 (1)	71.74		13:41:24.929
8 -	32.501	43.903	29.334	1:45.738	71.50	0.357	13:43:10.667
9 -	32.572	43.360	29.600	1:45.532 (3)	71.64	0.151	13:44:56.199

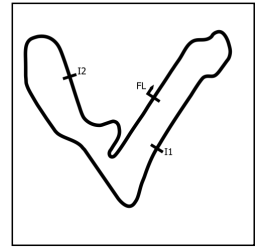
P7 14		Beau PARRY		Mazda MX-5 Mk1			
IDEAL LAP TIME : 1:44.982		BEST LAP TIME : 1:45.369		DIFFERENCE : 0.387			
LAP	SECTOR 1	SECTOR 2	SECTOR 3	LAP TIME	MPH	DIFF	TIME OF DAY
1 -		46.867	31.853	2:02.024	61.95	16.655	13:30:39.781
2 -	33.629	46.311	31.179	1:51.119	68.04	5.750	13:32:30.900
3 -	33.265	44.474	30.461	1:48.200	69.87	2.831	13:34:19.100
4 -	32.953	44.618	30.456	1:48.027	69.98	2.658	13:36:07.127
5 -	32.864	43.591	30.040	1:46.495	70.99	1.126	13:37:53.622
6 -	32.418	43.477	29.566	1:45.461 (2)	71.69	0.092	13:39:39.083
7 -	32.557	44.269	29.619	1:46.445	71.02	1.076	13:41:25.528
8 -	32.528	43.623	30.083	1:46.234 (3)	71.16	0.865	13:43:11.762
9 -	32.307	43.109	29.953	1:45.369 (1)	71.75		13:44:57.131

P8 9		Jamie TURNER		Mazda MX-5 Mk1			
IDEAL LAP TIME : 1:44.986		BEST LAP TIME : 1:45.452		DIFFERENCE : 0.466			
LAP	SECTOR 1	SECTOR 2	SECTOR 3	LAP TIME	MPH	DIFF	TIME OF DAY
1 -		47.020	31.763	2:02.484	61.72	17.032	13:30:40.241
2 -	34.095	46.049	30.689	1:50.833	68.21	5.381	13:32:31.074
3 -	33.440	44.723	30.724	1:48.887	69.43	3.435	13:34:19.961
4 -	33.119	44.893	30.667	1:48.679	69.56	3.227	13:36:08.640
5 -	32.912	43.233	30.370	1:46.515	70.98	1.063	13:37:55.155
6 -	32.350	43.486	29.867	1:45.703	71.52	0.251	13:39:40.858
7 -	32.367	43.566	29.768	1:45.701 (3)	71.52	0.249	13:41:26.559
8 -	32.606	42.868	29.978	1:45.452 (1)	71.69		13:43:12.011
9 -	32.582	42.982	30.071	1:45.635 (2)	71.57	0.183	13:44:57.646

BRSCC TCR UK Race Weekend - Croft - 13th/14th July 2024

Downforce Radio Mazda MX-5 Clubman Championship

RACE 1 - SECTOR ANALYSIS



SECTOR 1 = FL to I1, SECTOR 2 = I1 to I2, SECTOR 3 = I2 to FL, DIFF = Difference To Personal Best Lap, P = Crossed Finish Line in Pit Lane, D = Time Disallowed

P9 6		Jack WARRY		Mazda MX-5 Mk1			
IDEAL LAP TIME : 1:44.759		BEST LAP TIME : 1:45.640		DIFFERENCE : 0.881			
LAP	SECTOR 1	SECTOR 2	SECTOR 3	LAP TIME	MPH	DIFF	TIME OF DAY
1 -		46.102	31.726	2:03.381	61.27	17.741	13:30:41.138
2 -	35.612	45.551	30.340	1:51.503	67.80	5.863	13:32:32.641
3 -	33.443	44.451	30.295	1:48.189	69.88	2.549	13:34:20.830
4 -	33.548	44.268	30.269	1:48.085	69.95	2.445	13:36:08.915
5 -	33.026	43.119	30.278	1:46.423	71.04	0.783	13:37:55.338
6 -	32.705	43.331	29.667	1:45.703 (3)	71.52	0.063	13:39:41.041
7 -	32.533	43.751	29.506	1:45.790	71.46	0.150	13:41:26.831
8 -	32.751	43.017	29.892	1:45.660 (2)	71.55	0.020	13:43:12.491
9 -	32.627	42.720	30.293	1:45.640 (1)	71.56		13:44:58.131

P10 3		Jordan HEAD		Mazda MX-5 Mk1			
IDEAL LAP TIME : 1:44.658		BEST LAP TIME : 1:44.842		DIFFERENCE : 0.184			
LAP	SECTOR 1	SECTOR 2	SECTOR 3	LAP TIME	MPH	DIFF	TIME OF DAY
1 -		45.908	30.407	1:57.777	64.19	12.935	13:30:35.534
2 -	33.670	47.833	30.963	1:52.466	67.22	7.624	13:32:28.000
3 -	33.574	44.697	30.184	1:48.455	69.71	3.613	13:34:16.455
4 -	33.235	43.981	29.654	1:46.870	70.74	2.028	13:36:03.325
5 -	32.610	43.660	29.392	1:45.662	71.55	0.820	13:37:48.987
6 -	32.319	43.314	29.435	1:45.068 (2)	71.95	0.226	13:39:34.055
7 -	32.237	43.264	29.341	1:44.842 (1)	72.11		13:41:18.897
8 -	32.440	43.080	29.688	1:45.208 (3)	71.86	0.366	13:43:04.105
9 -	32.391	43.453	29.620	1:45.464	71.68	0.622	13:44:49.569

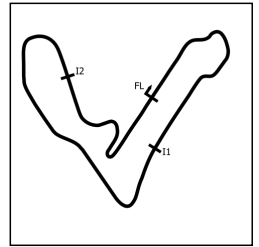
P11 116 (G)		Dugald MACGREGOR		Mazda MX-5 Mk1			
IDEAL LAP TIME : 1:46.903		BEST LAP TIME : 1:47.145		DIFFERENCE : 0.242			
LAP	SECTOR 1	SECTOR 2	SECTOR 3	LAP TIME	MPH	DIFF	TIME OF DAY
1 -		45.825	31.837	2:03.191	61.37	16.046	13:30:40.948
2 -	34.264	45.655	30.752	1:50.671	68.31	3.526	13:32:31.619
3 -	33.713	44.752	30.498	1:48.963	69.38	1.818	13:34:20.582
4 -	33.599	44.801	30.341	1:48.741	69.52	1.596	13:36:09.323
5 -	33.294	44.416	30.153	1:47.863	70.09	0.718	13:37:57.186
6 -	32.715	45.028	29.984	1:47.727 (3)	70.18	0.582	13:39:44.913
7 -	32.779	44.282	30.357	1:47.418 (2)	70.38	0.273	13:41:32.331
8 -	33.378	44.251	30.338	1:47.967	70.02	0.822	13:43:20.298
9 -	32.957	44.219	29.969	1:47.145 (1)	70.56		13:45:07.443

P12 848		Matthew CROZIER		Mazda MX-5 Mk1			
IDEAL LAP TIME : 1:45.312		BEST LAP TIME : 1:45.341		DIFFERENCE : 0.029			
LAP	SECTOR 1	SECTOR 2	SECTOR 3	LAP TIME	MPH	DIFF	TIME OF DAY
1 -		46.894	31.882	2:02.997	61.46	17.656	13:30:40.754
2 -	36.841	47.023	30.738	1:54.602	65.97	9.261	13:32:35.356
3 -	34.646	44.478	30.315	1:49.439	69.08	4.098	13:34:24.795
4 -	33.973	44.369	30.640	1:48.982	69.37	3.641	13:36:13.777
5 -	33.331	44.598	31.065	1:48.994	69.36	3.653	13:38:02.771
6 -	33.976	43.986	30.140	1:48.102	69.93	2.761	13:39:50.873
7 -	32.884	43.326	29.806	1:46.016 (3)	71.31	0.675	13:41:36.889
8 -	32.669	43.271	29.983	1:45.923 (2)	71.37	0.582	13:43:22.812
9 -	32.698	42.846	29.797	1:45.341 (1)	71.77		13:45:08.153

BRSCC TCR UK Race Weekend - Croft - 13th/14th July 2024

Downforce Radio Mazda MX-5 Clubman Championship

RACE 1 - SECTOR ANALYSIS



SECTOR 1 = FL to I1, SECTOR 2 = I1 to I2, SECTOR 3 = I2 to FL, DIFF = Difference To Personal Best Lap, P = Crossed Finish Line in Pit Lane, D = Time Disallowed

P13 63		Thomas GREENWOOD		Mazda MX-5 Mk1			
IDEAL LAP TIME : 1:46.896		BEST LAP TIME : 1:46.896		DIFFERENCE : 0.000			
LAP	SECTOR 1	SECTOR 2	SECTOR 3	LAP TIME	MPH	DIFF	TIME OF DAY
1 -		48.150	31.376	2:05.706	60.14	18.810	13:30:43.463
2 -	34.657	45.738	30.736	1:51.131	68.03	4.235	13:32:34.594
3 -	33.360	45.339	30.387	1:49.086	69.30	2.190	13:34:23.680
4 -	33.645	45.332	30.215	1:49.192	69.24	2.296	13:36:12.872
5 -	33.461	45.192	31.092	1:49.745	68.89	2.849	13:38:02.617
6 -	33.572	44.548	30.868	1:48.988	69.37	2.092	13:39:51.605
7 -	33.043	43.970	30.234	1:47.247 (2)	70.49	0.351	13:41:38.852
8 -	32.911	43.899	30.086	1:46.896 (1)	70.72		13:43:25.748
9 -	33.119	44.370	30.318	1:47.807 (3)	70.13	0.911	13:45:13.555

P14 117 (G)		Robert MACGREGOR		Mazda MX-5 Mk1			
IDEAL LAP TIME : 1:47.890		BEST LAP TIME : 1:48.072		DIFFERENCE : 0.182			
LAP	SECTOR 1	SECTOR 2	SECTOR 3	LAP TIME	MPH	DIFF	TIME OF DAY
1 -		46.972	31.504	2:04.208	60.87	16.136	13:30:41.965
2 -	34.981	46.434	30.650	1:52.065	67.46	3.993	13:32:34.030
3 -	33.933	45.671	30.857	1:50.461	68.44	2.389	13:34:24.491
4 -	34.623	44.730	31.383	1:50.736	68.27	2.664	13:36:15.227
5 -	33.385	44.391	30.296	1:48.072 (1)	69.95		13:38:03.299
6 -	33.552	45.389	30.215	1:49.156 (3)	69.26	1.084	13:39:52.455
7 -	35.023	44.829	30.275	1:50.127	68.65	2.055	13:41:42.582
8 -	33.655	44.550	30.158	1:48.363 (2)	69.77	0.291	13:43:30.945
9 -	34.525	45.228	30.114	1:49.867	68.81	1.795	13:45:20.812

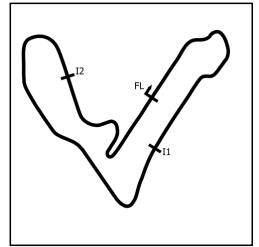
P15 51		Alexandros KATTOULAS		Mazda MX-5 Mk1			
IDEAL LAP TIME :		BEST LAP TIME : 1:44.923		DIFFERENCE :			
LAP	SECTOR 1	SECTOR 2	SECTOR 3	LAP TIME	MPH	DIFF	TIME OF DAY
1 -				1:58.507	63.79	13.584	13:30:36.264
2 -				1:51.103	68.05	6.180	13:32:27.367
3 -				2:16.503	55.38	31.580	13:34:43.870
4 -				1:47.492	70.33	2.569	13:36:31.362
5 -				1:47.595	70.26	2.672	13:38:18.957
6 -				1:46.567	70.94	1.644	13:40:05.524
7 -				1:46.139 (3)	71.23	1.216	13:41:51.663
8 -				1:45.129 (2)	71.91	0.206	13:43:36.792
9 -				1:44.923 (1)	72.05		13:45:21.715

P16 10 M (G)		Andrew MACGREGOR		Mazda MX-5 Mk1			
IDEAL LAP TIME : 1:48.576		BEST LAP TIME : 1:48.901		DIFFERENCE : 0.325			
LAP	SECTOR 1	SECTOR 2	SECTOR 3	LAP TIME	MPH	DIFF	TIME OF DAY
1 -		48.159	31.711	2:06.596	59.72	17.695	13:30:44.353
2 -	35.669	47.615	31.379	1:54.663	65.93	5.762	13:32:39.016
3 -	34.359	46.695	31.097	1:52.151	67.41	3.250	13:34:31.167
4 -	34.777	46.175	31.420	1:52.372	67.28	3.471	13:36:23.539
5 -	34.530	46.307	31.700	1:52.537	67.18	3.636	13:38:16.076
6 -	34.059	46.218	30.304	1:50.581 (3)	68.37	1.680	13:40:06.657
7 -	33.652	44.917	30.332	1:48.901 (1)	69.42		13:41:55.558
8 -	34.284	45.760	30.729	1:50.773	68.25	1.872	13:43:46.331
9 -	33.581	44.691	31.448	1:49.720 (2)	68.90	0.819	13:45:36.051

BRSCC TCR UK Race Weekend - Croft - 13th/14th July 2024

Downforce Radio Mazda MX-5 Clubman Championship

RACE 1 - SECTOR ANALYSIS



SECTOR 1 = FL to I1, SECTOR 2 = I1 to I2, SECTOR 3 = I2 to FL, DIFF = Difference To Personal Best Lap, P = Crossed Finish Line in Pit Lane, D = Time Disallowed

P17 991 M		Simon PRIVETT		Mazda MX-5 Mk1			
IDEAL LAP TIME : 1:48.226		BEST LAP TIME : 1:48.324		DIFFERENCE : 0.098			
LAP	SECTOR 1	SECTOR 2	SECTOR 3	LAP TIME	MPH	DIFF	TIME OF DAY
1 -		56.970	31.744	2:13.910	56.46	25.586	13:30:51.667
2 -	34.561	46.171	30.985	1:51.717	67.67	3.393	13:32:43.384
3 -	35.215	46.305	30.794	1:52.314	67.31	3.990	13:34:35.698
4 -	34.176	45.198	30.671	1:50.045 (3)	68.70	1.721	13:36:25.743
5 -	34.096	44.695	34.641	1:53.432	66.65	5.108	13:38:19.175
6 -	33.700	44.337	30.800	1:48.837 (2)	69.46	0.513	13:40:08.012
7 -	33.386	44.435	30.503	1:48.324 (1)	69.79		13:41:56.336
8 -	33.621	45.205	31.723	1:50.549	68.39	2.225	13:43:46.885
9 -	33.428	44.536	32.505	1:50.469	68.44	2.145	13:45:37.354

P18 65 M		Peter WILLIAMS		Mazda MX-5 Mk1			
IDEAL LAP TIME : 1:49.476		BEST LAP TIME : 1:49.835		DIFFERENCE : 0.359			
LAP	SECTOR 1	SECTOR 2	SECTOR 3	LAP TIME	MPH	DIFF	TIME OF DAY
1 -		48.265	31.679	2:07.311	59.38	17.476	13:30:45.068
2 -	35.180	47.008	31.436	1:53.624	66.54	3.789	13:32:38.692
3 -	34.420	46.621	31.271	1:52.312	67.31	2.477	13:34:31.004
4 -	34.687	46.264	35.239	1:56.190	65.07	6.355	13:36:27.194
5 -	35.339	46.121	31.307	1:52.767	67.04	2.932	13:38:19.961
6 -	34.543	45.437	30.616	1:50.596 (3)	68.36	0.761	13:40:10.557
7 -	33.919	44.941	30.975	1:49.835 (1)	68.83		13:42:00.392
8 -	33.927	45.492	30.969	1:50.388 (2)	68.49	0.553	13:43:50.780
9 -	34.451	45.952	30.937	1:51.340	67.90	1.505	13:45:42.120

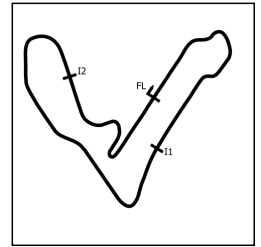
P19 73		Adam LAWRENCE		Mazda MX-5 Mk1			
IDEAL LAP TIME : 1:48.679		BEST LAP TIME : 1:49.860		DIFFERENCE : 1.181			
LAP	SECTOR 1	SECTOR 2	SECTOR 3	LAP TIME	MPH	DIFF	TIME OF DAY
1 -		49.320	32.026	2:08.581	58.80	18.721	13:30:46.338
2 -	34.751	47.661	32.057	1:54.469	66.04	4.609	13:32:40.807
3 -	35.120	47.862	32.468	1:55.450	65.48	5.590	13:34:36.257
4 -	34.757	46.152	30.952	1:51.861	67.58	2.001	13:36:28.118
5 -	34.659	46.946	30.838	1:52.443	67.23	2.583	13:38:20.561
6 -	34.050	45.839	30.555	1:50.444 (2)	68.45	0.584	13:40:11.005
7 -	33.963	44.922	30.975	1:49.860 (1)	68.82		13:42:00.865
8 -	33.961	45.838	31.735	1:51.534	67.78	1.674	13:43:52.399
9 -	33.202	45.873	31.390	1:50.465 (3)	68.44	0.605	13:45:42.864

P20 53 M		Jonathan FIELDSEND		Mazda MX-5 Mk1			
IDEAL LAP TIME : 1:49.517		BEST LAP TIME : 1:49.918		DIFFERENCE : 0.401			
LAP	SECTOR 1	SECTOR 2	SECTOR 3	LAP TIME	MPH	DIFF	TIME OF DAY
1 -		49.229	32.701	2:10.486	57.94	20.568	13:30:48.243
2 -	35.165	46.723	31.647	1:53.535	66.59	3.617	13:32:41.778
3 -	34.432	46.582	31.204	1:52.218	67.37	2.300	13:34:33.996
4 -	34.321	45.384	31.801	1:51.506	67.80	1.588	13:36:25.502
5 -	35.399	44.996	33.308	1:53.703	66.49	3.785	13:38:19.205
6 -	34.329	44.694	31.219	1:50.242 (2)	68.58	0.324	13:40:09.447
7 -	33.903	45.158	31.452	1:50.513 (3)	68.41	0.595	13:41:59.960
8 -	34.655	45.582	33.204	1:53.441	66.64	3.523	13:43:53.401
9 -	34.283	44.410	31.225	1:49.918 (1)	68.78		13:45:43.319

BRSCC TCR UK Race Weekend - Croft - 13th/14th July 2024

Downforce Radio Mazda MX-5 Clubman Championship

RACE 1 - SECTOR ANALYSIS



SECTOR 1 = FL to I1, SECTOR 2 = I1 to I2, SECTOR 3 = I2 to FL, DIFF = Difference To Personal Best Lap, P = Crossed Finish Line in Pit Lane, D = Time Disallowed

P21 5		Nick LE DOYEN		Mazda MX-5 Mk1			
IDEAL LAP TIME : 1:50.959		BEST LAP TIME : 1:51.175		DIFFERENCE : 0.216			
LAP	SECTOR 1	SECTOR 2	SECTOR 3	LAP TIME	MPH	DIFF	TIME OF DAY
1 -		47.394	31.817	2:05.561	60.21	14.386	13:30:43.318
2 -	34.729	47.368	31.541	1:53.638	66.53	2.463	13:32:36.956
3 -	34.469	45.790	31.131	1:51.390 (2)	67.87	0.215	13:34:28.346
4 -	49.708	46.990	31.195	2:07.893	59.11	16.718	13:36:36.239
5 -	34.629	46.726	31.580	1:52.935	66.94	1.760	13:38:29.174
6 -	34.394	46.039	31.384	1:51.817	67.61	0.642	13:40:20.991
7 -	34.195	45.739	31.527	1:51.461 (3)	67.83	0.286	13:42:12.452
8 -	34.502	46.607	31.259	1:52.368	67.28	1.193	13:44:04.820
9 -	34.399	45.751	31.025	1:51.175 (1)	68.00		13:45:55.995

P22 66 M		David SCOLLER		Mazda MX-5 Mk1			
IDEAL LAP TIME : 1:54.598		BEST LAP TIME : 1:54.784		DIFFERENCE : 0.186			
LAP	SECTOR 1	SECTOR 2	SECTOR 3	LAP TIME	MPH	DIFF	TIME OF DAY
1 -		49.267	32.041	2:09.611	58.33	14.827	13:30:47.368
2 -	35.818	48.960	32.866	1:57.644	64.26	2.860	13:32:45.012
3 -	37.102	49.030	32.490	1:58.622	63.73	3.838	13:34:43.634
4 -	36.406	47.996	31.863	1:56.265	65.02	1.481	13:36:39.899
5 -	35.348	48.457	32.372	1:56.177	65.07	1.393	13:38:36.076
6 -	35.256	47.871	32.021	1:55.148 (2)	65.66	0.364	13:40:31.224
7 -	34.890	48.456	32.507	1:55.853 (3)	65.26	1.069	13:42:27.077
8 -	35.417	48.917	31.838	1:56.172	65.08	1.388	13:44:23.249
9 -	35.058	47.889	31.837	1:54.784 (1)	65.86		13:46:18.033

BRSCC TCR UK Race Weekend - Croft - 13th/14th July 2024

Downforce Radio Mazda MX-5 Clubman Championship

RACE 1 - BEST SECTORS

SECTOR 1			SECTOR 2			SECTOR 3			IDEAL / BEST COMPARISON						
POS	NO	NAME	TIME	NO	NAME	TIME	NO	NAME	TIME	POS	NO	NAME	IDEAL	BEST	DIFF
												PERFECT LAP	1:43.997		
1	17	SMITH	32.109	6	WARRY	42.720	42	BATEMAN	29.168	1	17	SMITH	1:44.506	1:44.583	0.077
2	99	HALLEY	32.227	17	SMITH	42.721	11	GREENSMITH	29.242	2	42	BATEMAN	1:44.643	1:44.889	0.246
3	3	HEAD	32.237	848	CROZIER	42.846	99	HALLEY	29.334	3	3	HEAD	1:44.658	1:44.842	0.184
4	42	BATEMAN	32.263	11	GREENSMITH	42.855	3	HEAD	29.341	4	99	HALLEY	1:44.706	1:45.381	0.675
5	122	GREENSMITH	32.301	9	TURNER	42.868	122	GREENSMITH	29.362	5	11	GREENSMITH	1:44.735	1:44.929	0.194
6	14	PARRY	32.307	3	HEAD	43.080	6	WARRY	29.506	6	6	WARRY	1:44.759	1:45.640	0.881
7	9	TURNER	32.350	14	PARRY	43.109	24	WATERFALL	29.525	7	122	GREENSMITH	1:44.870	1:44.924	0.054
8	6	WARRY	32.533	99	HALLEY	43.145	14	PARRY	29.566	8	14	PARRY	1:44.982	1:45.369	0.387
9	11	GREENSMITH	32.638	122	GREENSMITH	43.207	17	SMITH	29.676	9	9	TURNER	1:44.986	1:45.452	0.466
10	24	WATERFALL	32.647	42	BATEMAN	43.212	9	TURNER	29.768	10	848	CROZIER	1:45.312	1:45.341	0.029
11	848	CROZIER	32.669	24	WATERFALL	43.255	848	CROZIER	29.797	11	24	WATERFALL	1:45.427	1:45.560	0.133
12	116	MACGREGOR	32.715	63	GREENWOOD	43.899	116	MACGREGOR	29.969	12	63	GREENWOOD	1:46.896	1:46.896	0.000
13	63	GREENWOOD	32.911	116	MACGREGOR	44.219	63	GREENWOOD	30.086	13	116	MACGREGOR	1:46.903	1:47.145	0.242
14	73	LAWRENCE	33.202	991	PRIVETT	44.337	117	MACGREGOR	30.114	14	117	MACGREGOR	1:47.890	1:48.072	0.182
15	117	MACGREGOR	33.385	117	MACGREGOR	44.391	10	MACGREGOR	30.304	15	991	PRIVETT	1:48.226	1:48.324	0.098
16	991	PRIVETT	33.386	53	FIELDSEND	44.410	991	PRIVETT	30.503	16	10	MACGREGOR	1:48.576	1:48.901	0.325
17	10	MACGREGOR	33.581	10	MACGREGOR	44.691	73	LAWRENCE	30.555	17	73	LAWRENCE	1:48.679	1:49.860	1.181
18	53	FIELDSEND	33.903	73	LAWRENCE	44.922	65	WILLIAMS	30.616	18	65	WILLIAMS	1:49.476	1:49.835	0.359
19	65	WILLIAMS	33.919	65	WILLIAMS	44.941	5	LE DOYEN	31.025	19	53	FIELDSEND	1:49.517	1:49.918	0.401
20	5	LE DOYEN	34.195	5	LE DOYEN	45.739	53	FIELDSEND	31.204	20	5	LE DOYEN	1:50.959	1:51.175	0.216
21	66	SCOULLER	34.890	66	SCOULLER	47.871	66	SCOULLER	31.837	21	66	SCOULLER	1:54.598	1:54.784	0.186
22										22	51	KATTOULAS		1:44.923	

BRSCC TCR UK Race Weekend - Croft - 13th/14th July 2024

Downforce Radio Mazda MX-5 Clubman Championship

RACE 1 - LAP CHART

LAP 1 @ 13:30:34.456			LAP 2 @ 13:32:24.285			LAP 3 @ 13:34:12.235			LAP 4 @ 13:36:00.676			LAP 5 @ 13:37:47.290		
NO	BEHIND	LAP TIME	NO	BEHIND	LAP TIME	NO	BEHIND	LAP TIME	NO	BEHIND	LAP TIME	NO	BEHIND	LAP TIME
42		1:56.699	11		1:49.412	11		1:47.950	11		1:48.441	11		1:46.614
11	0.417	1:57.116	42	0.570	1:50.399	42	0.986	1:48.366	42	1.024	1:48.479	42	0.835	1:46.425
3	1.078	1:57.777	51	3.082	1:51.103	3	4.220	1:48.455	3	2.649	1:46.870	3	1.697	1:45.662
51	1.808	1:58.507	3	3.715	1:52.466	17	5.558	1:49.403	17	3.749	1:46.632	17	2.904	1:45.769
17	3.661	2:00.360	17	4.105	1:50.273	24	5.747	1:49.325	24	5.106	1:47.800	24	4.942	1:46.450
122	4.016	2:00.715	24	4.372	1:49.879	122	6.319	1:48.842	122	5.956	1:48.078	122	5.358	1:46.016
24	4.322	2:01.021	122	5.427	1:51.240	14	6.865	1:48.200	14	6.451	1:48.027	14	6.332	1:46.495
99	4.683	2:01.382	99	5.748	1:50.894	99	7.546	1:49.748	99	7.718	1:48.613	99	6.789	1:45.685
14	5.325	2:02.024	14	6.615	1:51.119	9	7.726	1:48.887	9	7.964	1:48.679	9	7.865	1:46.515
9	5.785	2:02.484	9	6.789	1:50.833	116	8.347	1:48.963	6	8.239	1:48.085	6	8.048	1:46.423
848	6.298	2:02.997	116	7.334	1:50.671	6	8.595	1:48.189	116	8.647	1:48.741	116	9.896	1:47.863
116	6.492	2:03.191	6	8.356	1:51.503	63	11.445	1:49.086	63	12.196	1:49.192	63	15.327	1:49.745
6	6.682	2:03.381	117	9.745	1:52.065	117	12.256	1:50.461	848	13.101	1:48.982	848	15.481	1:48.994
117	7.509	2:04.208	63	10.309	1:51.131	848	12.560	1:49.439	117	14.551	1:50.736	117	16.009	1:48.072
5	8.862	2:05.561	848	11.071	1:54.602	5	16.111	1:51.390	10	22.863	1:52.372	10	28.786	1:52.537
63	9.007	2:05.706	5	12.671	1:53.638	65	18.769	1:52.312	53	24.826	1:51.506	51	31.667	1:47.595
10	9.897	2:06.596	65	14.407	1:53.624	10	18.932	1:52.151	991	25.067	1:50.045	991	31.885	1:53.432
65	10.612	2:07.311	10	14.731	1:54.663	53	21.761	1:52.218	65	26.518	1:56.190	53	31.915	1:53.703
73	11.882	2:08.581	73	16.522	1:54.469	991	23.463	1:52.314	73	27.442	1:51.861	65	32.671	1:52.767
66	12.912	2:09.611	53	17.493	1:53.535	73	24.022	1:55.450	51	30.686	1:47.492	73	33.271	1:52.443
53	13.787	2:10.486	991	19.099	1:51.717	66	31.399	1:58.622	5	35.563	2:07.893	5	41.884	1:52.935
991	17.211	2:13.910	66	20.727	1:57.644	51	31.635	2:16.503	66	39.223	1:56.265	66	48.786	1:56.177

BRSCC TCR UK Race Weekend - Croft - 13th/14th July 2024

Downforce Radio Mazda MX-5 Clubman Championship

RACE 1 - LAP CHART

LAP 6 @ 13:39:32.515			LAP 7 @ 13:41:17.444			LAP 8 @ 13:43:02.400			LAP 9 @ 13:44:47.463		
NO	BEHIND	LAP TIME	NO	BEHIND	LAP TIME	NO	BEHIND	LAP TIME	NO	BEHIND	LAP TIME
11		1:45.225	11		1:44.929	11		1:44.956	11		1:45.063
42	0.947	1:45.337	42	0.907	1:44.889	42	1.427	1:45.476	42	1.608	1:45.244
3	1.540	1:45.068	3	1.453	1:44.842	3	1.705	1:45.208	3	2.106	1:45.464
17	2.614	1:44.935	17	2.268	1:44.583	17	2.237	1:44.925	17	2.620	1:45.446
24	5.741	1:46.024	122	6.429	1:45.387	122	6.397	1:44.924	122	7.583	1:46.249
122	5.971	1:45.838	24	7.252	1:46.440	24	8.028	1:45.732	24	8.525	1:45.560
14	6.568	1:45.461	99	7.485	1:45.381	99	8.267	1:45.738	99	8.736	1:45.532
99	7.033	1:45.469	14	8.084	1:46.445	14	9.362	1:46.234	14	9.668	1:45.369
9	8.343	1:45.703	9	9.115	1:45.701	9	9.611	1:45.452	9	10.183	1:45.635
6	8.526	1:45.703	6	9.387	1:45.790	6	10.091	1:45.660	6	10.668	1:45.640
116	12.398	1:47.727	116	14.887	1:47.418	116	17.898	1:47.967	116	19.980	1:47.145
848	18.358	1:48.102	848	19.445	1:46.016	848	20.412	1:45.923	848	20.690	1:45.341
63	19.090	1:48.988	63	21.408	1:47.247	63	23.348	1:46.896	63	26.092	1:47.807
117	19.940	1:49.156	117	25.138	1:50.127	117	28.545	1:48.363	117	33.349	1:49.867
51	33.009	1:46.567	51	34.219	1:46.139	51	34.392	1:45.129	51	34.252	1:44.923
10	34.142	1:50.581	10	38.114	1:48.901	10	43.931	1:50.773	10	48.588	1:49.720
991	35.497	1:48.837	991	38.892	1:48.324	991	44.485	1:50.549	991	49.891	1:50.469
53	36.932	1:50.242	53	42.516	1:50.513	65	48.380	1:50.388	65	54.657	1:51.340
65	38.042	1:50.596	65	42.948	1:49.835	73	49.999	1:51.534	73	55.401	1:50.465
73	38.490	1:50.444	73	43.421	1:49.860	53	51.001	1:53.441	53	55.856	1:49.918
5	48.476	1:51.817	5	55.008	1:51.461	5	1:02.420	1:52.368	5	1:08.532	1:51.175
66	58.709	1:55.148	66	1:09.633	1:55.853	66	1:20.849	1:56.172	66	1:30.570	1:54.784

BRSCC TCR UK Race Weekend - Croft - 13th/14th July 2024

Downforce Radio Mazda MX-5 Clubman Championship

RACE 1 - POSITION CHART

No	Name	Lap										
		Pos	1	2	3	4	5	6	7	8	9	
11	GREENSMITH	1	42	11	11	11	11	11	11	11	11	11
42	BATEMAN	2	11	42	42	42	42	42	42	42	42	42
51	KATTOULAS	3	3	51	3	3	3	3	3	3	3	3
23	TOLLEY	4	51	3	17	17	17	17	17	17	17	17
3	HEAD	5	17	17	24	24	24	24	24	122	122	122
122	GREENSMITH	6	122	24	122	122	122	122	24	24	24	24
24	WATERFALL	7	24	122	14	14	14	14	14	99	99	99
17	SMITH	8	99	99	99	99	99	99	14	14	14	14
14	PARRY	9	14	14	9	9	9	9	9	9	9	9
848	CROZIER	10	9	9	116	6	6	6	6	6	6	6
99	HALLEY	11	848	116	6	116	116	116	116	116	116	116
6	WARRY	12	116	6	63	63	63	848	848	848	848	848
9	TURNER	13	6	117	117	848	848	63	63	63	63	63
5	LE DOYEN	14	117	63	848	117	117	117	117	117	117	117
116	MACGREGOR	15	5	848	5	10	10	51	51	51	51	51
63	GREENWOOD	16	63	5	65	53	51	10	10	10	10	10
117	MACGREGOR	17	10	65	10	991	991	991	991	991	991	991
991	PRIVETT	18	65	10	53	65	53	53	53	65	65	65
73	LAWRENCE	19	73	73	991	73	65	65	65	73	73	73
65	WILLIAMS	20	66	53	73	51	73	73	73	53	53	53
10	MACGREGOR	21	53	991	66	5	5	5	5	5	5	5
53	FIELDSEND	22	991	66	51	66	66	66	66	66	66	66
66	SCOLLER	23										

BRSCC TCR UK Race Weekend - Croft - 13th/14th July 2024

Downforce Radio Mazda MX-5 Clubman Championship

RACE 1 - STATISTICS

Competitors Started	22
Planned Start	2024-07-13 @ 13:45:00.000
Actual Start	2024-07-13 @ 13:28:37.756
Finish Time	2024-07-13 @ 13:44:47.167
Track Length	2.1001mi.
Total Laps	198
Total Distance Covered	415.8341mi.

Session Fastest Lap History

NO	CL	NAME	LAP TIME	TIME OF DAY	LAP	VEHICLE
42	M	Paul BATEMAN	1:56.699	13:30:34.475	1	Mazda MX-5 Mk1
11	M	Jonathan GREENSMITH	1:49.412	13:32:24.303	2	Mazda MX-5 Mk1
11	M	Jonathan GREENSMITH	1:47.950	13:34:12.254	3	Mazda MX-5 Mk1
3		Jordan HEAD	1:46.870	13:36:03.342	4	Mazda MX-5 Mk1
17		Pete SMITH	1:46.632	13:36:04.447	4	Mazda MX-5 Mk1
11	M	Jonathan GREENSMITH	1:46.614	13:37:47.309	5	Mazda MX-5 Mk1
42	M	Paul BATEMAN	1:46.425	13:37:48.145	5	Mazda MX-5 Mk1
3		Jordan HEAD	1:45.662	13:37:49.003	5	Mazda MX-5 Mk1
11	M	Jonathan GREENSMITH	1:45.225	13:39:32.535	6	Mazda MX-5 Mk1
3		Jordan HEAD	1:45.068	13:39:34.071	6	Mazda MX-5 Mk1
17		Pete SMITH	1:44.935	13:39:35.153	6	Mazda MX-5 Mk1
11	M	Jonathan GREENSMITH	1:44.929	13:41:17.463	7	Mazda MX-5 Mk1
42	M	Paul BATEMAN	1:44.889	13:41:18.371	7	Mazda MX-5 Mk1
3		Jordan HEAD	1:44.842	13:41:18.913	7	Mazda MX-5 Mk1
17		Pete SMITH	1:44.583	13:41:19.729	7	Mazda MX-5 Mk1

Session Leader History

NO	CL	NAME	FROM LAP	LAPS LED	DISTANCE	VEHICLE
42	M	Paul BATEMAN	1	1	2.10 miles	Mazda MX-5 Mk1
11	M	Jonathan GREENSMITH	2	8	16.80 miles	Mazda MX-5 Mk1

Flag History

TYPE	TIME OF DAY
GREEN	13:28:37.756
FINISH	13:44:47.167

Flag Statistics

TYPE	COUNT	TOTAL LAPS	TOTAL TIME
Green	1	9	18:07.280
Red	0	0	0.000
Safety Car	0	0	0.000
FCY	0	0	0.000

BRSCC TCR UK Race Weekend - Croft - 13th/14th July 2024

Downforce Radio Mazda MX-5 Clubman Championship

RACE 1 - STATISTICS

CLASS :

12 Starters

Fastest Lap History

NO	NAME	LAP TIME	TIME OF DAY	LAP	VEHICLE
3	Jordan HEAD	1:57.777	13:30:35.551	1	Mazda MX-5 Mk1
51	Alexandros KATTOULAS	1:51.103	13:32:27.367	2	Mazda MX-5 Mk1
17	Pete SMITH	1:50.273	13:32:28.413	2	Mazda MX-5 Mk1
24	Simon WATERFALL	1:49.879	13:32:28.674	2	Mazda MX-5 Mk1
3	Jordan HEAD	1:48.455	13:34:16.472	3	Mazda MX-5 Mk1
14	Beau PARRY	1:48.200	13:34:19.116	3	Mazda MX-5 Mk1
6	Jack WARRY	1:48.189	13:34:20.737	3	Mazda MX-5 Mk1
3	Jordan HEAD	1:46.870	13:36:03.342	4	Mazda MX-5 Mk1
17	Pete SMITH	1:46.632	13:36:04.447	4	Mazda MX-5 Mk1
3	Jordan HEAD	1:45.662	13:37:49.003	5	Mazda MX-5 Mk1
3	Jordan HEAD	1:45.068	13:39:34.071	6	Mazda MX-5 Mk1
17	Pete SMITH	1:44.935	13:39:35.153	6	Mazda MX-5 Mk1
3	Jordan HEAD	1:44.842	13:41:18.913	7	Mazda MX-5 Mk1
17	Pete SMITH	1:44.583	13:41:19.729	7	Mazda MX-5 Mk1

Leader History

NO	NAME	FROM LAP	LAPS LED	DISTANCE	VEHICLE
3	Jordan HEAD	1	1	2.10 miles	Mazda MX-5 Mk1
51	Alexandros KATTOULAS	2	1	2.10 miles	Mazda MX-5 Mk1
3	Jordan HEAD	3	7	14.70 miles	Mazda MX-5 Mk1

BRSCC TCR UK Race Weekend - Croft - 13th/14th July 2024

Downforce Radio Mazda MX-5 Clubman Championship

RACE 1 - STATISTICS

CLASS : M (G)

1 Starters

Fastest Lap History

NO	NAME	LAP TIME	TIME OF DAY	LAP	VEHICLE
10	Andrew MACGREGOR	2:06.596	13:30:44.367	1	Mazda MX-5 Mk1
10	Andrew MACGREGOR	1:54.663	13:32:39.031	2	Mazda MX-5 Mk1
10	Andrew MACGREGOR	1:52.151	13:34:31.182	3	Mazda MX-5 Mk1
10	Andrew MACGREGOR	1:50.581	13:40:06.673	6	Mazda MX-5 Mk1
10	Andrew MACGREGOR	1:48.901	13:41:55.574	7	Mazda MX-5 Mk1

Leader History

NO	NAME	FROM LAP	LAPS LED	DISTANCE	VEHICLE
10	Andrew MACGREGOR	1	9	18.90 miles	Mazda MX-5 Mk1

BRSCC TCR UK Race Weekend - Croft - 13th/14th July 2024

Downforce Radio Mazda MX-5 Clubman Championship

RACE 1 - STATISTICS

CLASS : M

7 Starters

Fastest Lap History

NO	NAME	LAP TIME	TIME OF DAY	LAP	VEHICLE
42	Paul BATEMAN	1:56.699	13:30:34.475	1	Mazda MX-5 Mk1
11	Jonathan GREENSMITH	1:49.412	13:32:24.303	2	Mazda MX-5 Mk1
11	Jonathan GREENSMITH	1:47.950	13:34:12.254	3	Mazda MX-5 Mk1
11	Jonathan GREENSMITH	1:46.614	13:37:47.309	5	Mazda MX-5 Mk1
42	Paul BATEMAN	1:46.425	13:37:48.145	5	Mazda MX-5 Mk1
122	Robert GREENSMITH	1:46.016	13:37:52.665	5	Mazda MX-5 Mk1
11	Jonathan GREENSMITH	1:45.225	13:39:32.535	6	Mazda MX-5 Mk1
11	Jonathan GREENSMITH	1:44.929	13:41:17.463	7	Mazda MX-5 Mk1
42	Paul BATEMAN	1:44.889	13:41:18.371	7	Mazda MX-5 Mk1

Leader History

NO	NAME	FROM LAP	LAPS LED	DISTANCE	VEHICLE
42	Paul BATEMAN	1	1	2.10 miles	Mazda MX-5 Mk1
11	Jonathan GREENSMITH	2	8	16.80 miles	Mazda MX-5 Mk1

BRSCC TCR UK Race Weekend - Croft - 13th/14th July 2024

Downforce Radio Mazda MX-5 Clubman Championship

RACE 1 - STATISTICS

CLASS : (G)

2 Starters

Fastest Lap History


NO	NAME	LAP TIME	TIME OF DAY	LAP	VEHICLE
116	Dugald MACGREGOR	2:03.191	13:30:40.853	1	Mazda MX-5 Mk1
116	Dugald MACGREGOR	1:50.671	13:32:31.635	2	Mazda MX-5 Mk1
116	Dugald MACGREGOR	1:48.963	13:34:20.598	3	Mazda MX-5 Mk1
116	Dugald MACGREGOR	1:48.741	13:36:09.338	4	Mazda MX-5 Mk1
116	Dugald MACGREGOR	1:47.863	13:37:57.201	5	Mazda MX-5 Mk1
116	Dugald MACGREGOR	1:47.727	13:39:44.928	6	Mazda MX-5 Mk1
116	Dugald MACGREGOR	1:47.418	13:41:32.347	7	Mazda MX-5 Mk1
116	Dugald MACGREGOR	1:47.145	13:45:07.459	9	Mazda MX-5 Mk1

Leader History

NO	NAME	FROM LAP	LAPS LED	DISTANCE	VEHICLE
116	Dugald MACGREGOR	1	9	18.90 miles	Mazda MX-5 Mk1


ROW 12	23	23 Martin TOLLEY	
ROW 11	21	5 Nick LE DOYEN	22 66 David SCOULLER
ROW 10	19	73 Adam LAWRENCE	20 53 Jonathan FIELDSSEND
ROW 9	17	991 Simon PRIVETT	18 65 Peter WILLIAMS
ROW 8	15	51 Alexandros KATTOULAS	16 10 Andrew MACGREGOR
ROW 7	13	63 Thomas GREENWOOD	14 117 Robert MACGREGOR
ROW 6	11	116 Dugald MACGREGOR	12 848 Matthew CROZIER
ROW 5	9	9 Jamie TURNER	10 6 Jack WARRY
ROW 4	7	99 Russell HALLEY	8 14 Beau PARRY
ROW 3	5	122 Robert GREENSMITH	6 24 Simon WATERFALL
ROW 2	3	3 Jordan HEAD	4 17 Pete SMITH
ROW 1	1	11 Jonathan GREENSMITH	2 42 Paul BATEMAN

Pole



These results are provisional until the conclusion of any judicial and technical matters.

Croft: 2.1001 miles

Clerk Of Course: <i>Adam Peers</i>	Stewards:	Timekeeper: <i>Richard Evans</i>	
---------------------------------------	-----------	-------------------------------------	---

Results can be found at www.tsl-timing.com

Printed - 14:41 Saturday, 13 July 2024

BRSCC TCR UK Race Weekend - Croft - 13th/14th July 2024



Downforce Radio Mazda MX-5 Clubman Championship

RACE 6 - CLASSIFICATION



Race Distance: 7 Laps / 14.70 miles

POS	NO	CL	PIC	NAME	ENTRY	LAPS	TIME	GAP	DIFF	MPH	BEST	ON	GRD	↑↓
1	11	M	1	Jonathan GREENSMITH	Mazda MX-5 Mk1	7	16:11.052			54.50	1:51.868	2	1	0
2	42	M	2	Paul BATEMAN	Mazda MX-5 Mk1	7	16:11.801	0.749	0.749	54.46	1:51.862	2	2	0
3	6		1	Jack WARRY	Mazda MX-5 Mk1	7	16:12.003	0.951	0.202	54.44	1:53.162	7	10	7
4	99		2	Russell HALLEY	Mazda MX-5 Mk1	7	16:12.756	1.704	0.753	54.40	1:53.248	7	7	3
5	116	(G)	1	Dugald MACGREGOR	Mazda MX-5 Mk1	7	16:14.061	3.009	1.305	54.33	1:54.004	7	11	6
6	848		3	Matthew CROZIER	Mazda MX-5 Mk1	7	16:15.277	4.225	1.216	54.26	1:54.056	2	12	6
7	122	M	3	Robert GREENSMITH	Mazda MX-5 Mk1	7	16:15.717	4.665	0.440	54.24	1:54.559	7	5	-2
8	63		4	Thomas GREENWOOD	Mazda MX-5 Mk1	7	16:16.509	5.457	0.792	54.19	1:54.158	2	13	5
9	3		5	Jordan HEAD	Mazda MX-5 Mk1	7	16:17.121	6.069	0.612	54.16	1:54.398	7	3	-6
10	23	M	4	Martin TOLLEY	Mazda MX-5 Mk1	7	16:18.469	7.417	1.348	54.08	1:54.007	7	23	13
11	117	(G)	2	Robert MACGREGOR	Mazda MX-5 Mk1	7	16:20.803	9.751	2.334	53.96	1:55.364	2	14	3
12	9		6	Jamie TURNER	Mazda MX-5 Mk1	7	16:20.931	9.879	0.128	53.95	1:57.471	7	9	-3
13	51		7	Alexandros KATTOULAS	Mazda MX-5 Mk1	7	16:21.130	10.078	0.199	53.94			15	2
14	10	M(G)	1	Andrew MACGREGOR	Mazda MX-5 Mk1	7	16:22.082	11.030	0.952	53.88	1:55.452	2	16	2
15	53	M	5	Jonathan FIELDSSEND	Mazda MX-5 Mk1	7	16:26.267	15.215	4.185	53.66	1:56.440	2	20	5
16	65	M	6	Peter WILLIAMS	Mazda MX-5 Mk1	7	16:26.989	15.937	0.722	53.62	1:57.611	2	18	2
17	5		8	Nick LE DOYEN	Mazda MX-5 Mk1	7	16:27.632	16.580	0.643	53.58	1:58.071	2	21	4
18	73		9	Adam LAWRENCE	Mazda MX-5 Mk1	7	16:30.310	19.258	2.678	53.44	1:58.401	7	19	1
19	66	M	7	David SCOLLER	Mazda MX-5 Mk1	7	16:32.009	20.957	1.699	53.35	1:58.349	7	22	3
20	14		10	Beau PARRY	Mazda MX-5 Mk1	7	17:25.012	1:13.960	53.003	50.64	1:52.253	7	8	-12
21	17		11	Pete SMITH	Mazda MX-5 Mk1	6	16:28.943	1 Lap	1 Lap	45.87	1:55.080	6	4	-17

NOT CLASSIFIED

DNF	24			Simon WATERFALL	Mazda MX-5 Mk1	2	3:55.727	5 Laps	4 Laps	64.14	1:54.095	2	6	
DNF	991	M		Simon PRIVETT	Mazda MX-5 Mk1	2	11:17.280	5 Laps	7:21.553	22.32	2:08.646	1	17	

FASTEST LAP

	42	M		Paul BATEMAN	Mazda MX-5 Mk1	2	1:51.862			67.58 mph			108.77 kph	
	14			Beau PARRY	Mazda MX-5 Mk1	7	1:52.253			67.35 mph			108.39 kph	
	116	(G)		Dugald MACGREGOR	Mazda MX-5 Mk1	7	1:54.004			66.31 mph			106.72 kph	
	10	M(G)		Andrew MACGREGOR	Mazda MX-5 Mk1	2	1:55.452			65.48 mph			105.39 kph	

Comments:

#51 - NO WORKING TRANSPONDER DURING ANY SESSION.

Weather / Track : Rain / Wet

These results are provisional until the conclusion of any judicial and technical matters.

Date: 13/07/2024 Start: 16:18 Finish: 16:34

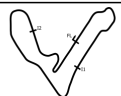
Croft: 2.1001 miles

Clerk Of Course:

Adam Peers

Stewards:

Timekeeper:

Richard EvansResults can be found at www.tsl-timing.com

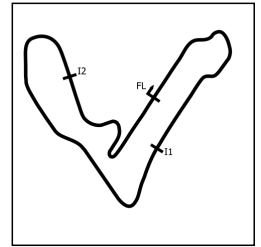
Printed - 16:38 Saturday, 13 July 2024



BRSCC TCR UK Race Weekend - Croft - 13th/14th July 2024

Downforce Radio Mazda MX-5 Clubman Championship

RACE 6 - SECTOR ANALYSIS



SECTOR 1 = FL to I1, SECTOR 2 = I1 to I2, SECTOR 3 = I2 to FL, DIFF = Difference To Personal Best Lap, P = Crossed Finish Line in Pit Lane, D = Time Disallowed

P1 11 M Jonathan GREENSMITH		Mazda MX-5 Mk1					
IDEAL LAP TIME : 1:51.868		BEST LAP TIME : 1:51.868		DIFFERENCE : 0.000			
LAP	SECTOR 1	SECTOR 2	SECTOR 3	LAP TIME	MPH	DIFF	TIME OF DAY
1 -		47.023	31.201	1:58.824 (3)	63.62	6.956	16:20:06.952
2 -	34.460	46.353	31.055	1:51.868 (1)	67.58		16:21:58.820
3 -	34.468	57.295	34.924	2:06.687	59.67	14.819	16:24:05.507
4 -	46.406	1:20.109	43.264	2:49.779	44.53	57.911	16:26:55.286
5 -	58.719	1:21.596	41.412	3:01.727	41.60	1:09.859	16:29:57.013
6 -	54.334	1:01.227	33.006	2:28.567	50.89	36.699	16:32:25.580
7 -	34.646	47.226	31.728	1:53.600 (2)	66.55	1.732	16:34:19.180

P2 42 M Paul BATEMAN		Mazda MX-5 Mk1					
IDEAL LAP TIME : 1:51.832		BEST LAP TIME : 1:51.862		DIFFERENCE : 0.030			
LAP	SECTOR 1	SECTOR 2	SECTOR 3	LAP TIME	MPH	DIFF	TIME OF DAY
1 -		47.217	31.337	2:00.019 (3)	62.99	8.157	16:20:08.147
2 -	34.343	46.239	31.280	1:51.862 (1)	67.58		16:22:00.009
3 -	34.313	56.843	35.581	2:06.737	59.65	14.875	16:24:06.746
4 -	46.137	1:20.425	43.334	2:49.896	44.50	58.034	16:26:56.642
5 -	58.620	1:21.060	41.494	3:01.174	41.73	1:09.312	16:29:57.816
6 -	54.792	1:00.345	33.090	2:28.227	51.00	36.365	16:32:26.043
7 -	34.633	47.300	31.953	1:53.886 (2)	66.38	2.024	16:34:19.929

P3 6 Jack WARRY		Mazda MX-5 Mk1					
IDEAL LAP TIME : 1:52.768		BEST LAP TIME : 1:53.162		DIFFERENCE : 0.394			
LAP	SECTOR 1	SECTOR 2	SECTOR 3	LAP TIME	MPH	DIFF	TIME OF DAY
1 -		47.390	32.285	2:02.636 (3)	61.65	9.474	16:20:10.764
2 -	34.282	47.641	31.378	1:53.301 (2)	66.73	0.139	16:22:04.065
3 -	36.466	52.860	36.031	2:05.357	60.31	12.195	16:24:09.422
4 -	44.109	1:20.622	43.266	2:47.997	45.00	54.835	16:26:57.419
5 -	58.362	1:21.108	41.567	3:01.037	41.76	1:07.875	16:29:58.456
6 -	55.029	1:00.018	33.466	2:28.513	50.90	35.351	16:32:26.969
7 -	34.283	47.108	31.771	1:53.162 (1)	66.81		16:34:20.131

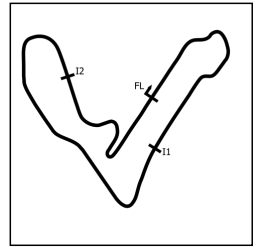
P4 99 Russell HALLEY		Mazda MX-5 Mk1					
IDEAL LAP TIME : 1:52.148		BEST LAP TIME : 1:53.248		DIFFERENCE : 1.100			
LAP	SECTOR 1	SECTOR 2	SECTOR 3	LAP TIME	MPH	DIFF	TIME OF DAY
1 -		47.750	31.753	2:02.388 (3)	61.77	9.140	16:20:10.516
2 -	34.404	47.317	32.678	1:54.399 (2)	66.08	1.151	16:22:04.915
3 -	35.945	53.084	36.344	2:05.373	60.30	12.125	16:24:10.288
4 -	44.027	1:20.764	43.132	2:47.923	45.02	54.675	16:26:58.211
5 -	58.337	1:21.113	41.583	3:01.033	41.76	1:07.785	16:29:59.244
6 -	54.652	1:00.154	33.586	2:28.392	50.95	35.144	16:32:27.636
7 -	35.504	46.483	31.261	1:53.248 (1)	66.76		16:34:20.884

P5 116 (G) Dugald MACGREGOR		Mazda MX-5 Mk1					
IDEAL LAP TIME : 1:52.946		BEST LAP TIME : 1:54.004		DIFFERENCE : 1.058			
LAP	SECTOR 1	SECTOR 2	SECTOR 3	LAP TIME	MPH	DIFF	TIME OF DAY
1 -		48.312	32.092	2:04.644	60.65	10.640	16:20:12.772
2 -	34.206	47.845	32.548	1:54.599 (2)	65.97	0.595	16:22:07.371
3 -	39.007	51.773	33.647	2:04.427 (3)	60.76	10.423	16:24:11.798
4 -	43.086	1:20.755	42.938	2:46.779	45.33	52.775	16:26:58.577
5 -	58.528	1:21.163	41.511	3:01.202	41.72	1:07.198	16:29:59.779
6 -	54.913	59.779	33.714	2:28.406	50.94	34.402	16:32:28.185
7 -	35.264	47.018	31.722	1:54.004 (1)	66.31		16:34:22.189

BRSCC TCR UK Race Weekend - Croft - 13th/14th July 2024

Downforce Radio Mazda MX-5 Clubman Championship

RACE 6 - SECTOR ANALYSIS



SECTOR 1 = FL to I1, SECTOR 2 = I1 to I2, SECTOR 3 = I2 to FL, DIFF = Difference To Personal Best Lap, P = Crossed Finish Line in Pit Lane, D = Time Disallowed

P6 848		Matthew CROZIER		Mazda MX-5 Mk1			
IDEAL LAP TIME : 1:53.691		BEST LAP TIME : 1:54.056		DIFFERENCE : 0.365			
LAP	SECTOR 1	SECTOR 2	SECTOR 3	LAP TIME	MPH	DIFF	TIME OF DAY
1 -		48.937	31.916	2:05.439 (3)	60.27	11.383	16:20:13.567
2 -	34.576	47.199	32.281	1:54.056 (1)	66.28		16:22:07.623
3 -	39.507	52.036	34.302	2:05.845	60.07	11.789	16:24:13.468
4 -	42.340	1:20.594	42.949	2:45.883	45.57	51.827	16:26:59.351
5 -	58.523	1:21.108	41.997	3:01.628	41.62	1:07.572	16:30:00.979
6 -	54.730	59.243	33.857	2:27.830	51.14	33.774	16:32:28.809
7 -	35.019	47.391	32.186	1:54.596 (2)	65.97	0.540	16:34:23.405

P7 122 M		Robert GREENSMITH		Mazda MX-5 Mk1			
IDEAL LAP TIME : 1:53.817		BEST LAP TIME : 1:54.559		DIFFERENCE : 0.742			
LAP	SECTOR 1	SECTOR 2	SECTOR 3	LAP TIME	MPH	DIFF	TIME OF DAY
1 -		48.380	31.799	2:04.000 (3)	60.97	9.441	16:20:12.128
2 -	34.456	48.253	33.013	1:55.722 (2)	65.33	1.163	16:22:07.850
3 -	39.746	52.663	33.779	2:06.188	59.91	11.629	16:24:14.038
4 -	42.503	1:20.674	43.044	2:46.221	45.48	51.662	16:27:00.259
5 -	58.346	1:20.878	42.182	3:01.406	41.67	1:06.847	16:30:01.665
6 -	54.632	59.099	33.890	2:27.621	51.21	33.062	16:32:29.286
7 -	35.198	47.819	31.542	1:54.559 (1)	65.99		16:34:23.845

P8 63		Thomas GREENWOOD		Mazda MX-5 Mk1			
IDEAL LAP TIME : 1:54.041		BEST LAP TIME : 1:54.158		DIFFERENCE : 0.117			
LAP	SECTOR 1	SECTOR 2	SECTOR 3	LAP TIME	MPH	DIFF	TIME OF DAY
1 -		48.679	31.814	2:06.040 (3)	59.98	11.882	16:20:14.168
2 -	34.890	47.670	31.598	1:54.158 (1)	66.22		16:22:08.326
3 -	40.684	53.222	35.167	2:09.073	58.57	14.915	16:24:17.399
4 -	40.569	1:20.951	43.080	2:44.600	45.93	50.442	16:27:01.999
5 -	58.042	1:20.483	42.310	3:00.835	41.80	1:06.677	16:30:02.834
6 -	54.920	59.105	33.488	2:27.513	51.25	33.355	16:32:30.347
7 -	34.902	47.553	31.835	1:54.290 (2)	66.15	0.132	16:34:24.637

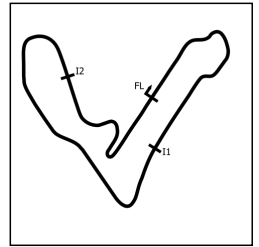
P9 3		Jordan HEAD		Mazda MX-5 Mk1			
IDEAL LAP TIME : 1:53.265		BEST LAP TIME : 1:54.398		DIFFERENCE : 1.133			
LAP	SECTOR 1	SECTOR 2	SECTOR 3	LAP TIME	MPH	DIFF	TIME OF DAY
1 -		47.441	31.245	2:00.386 (2)	62.80	5.988	16:20:08.514
2 -	34.644	53.853	32.285	2:00.782 (3)	62.59	6.384	16:22:09.296
3 -	40.508	53.341	34.914	2:08.763	58.71	14.365	16:24:18.059
4 -	40.728	1:21.072	42.883	2:44.683	45.91	50.285	16:27:02.742
5 -	58.571	1:20.253	41.935	3:00.759	41.82	1:06.361	16:30:03.501
6 -	55.097	58.556	33.697	2:27.350	51.31	32.952	16:32:30.851
7 -	34.579	48.327	31.492	1:54.398 (1)	66.09		16:34:25.249

P10 23 M		Martin TOLLEY		Mazda MX-5 Mk1			
IDEAL LAP TIME : 1:53.871		BEST LAP TIME : 1:54.007		DIFFERENCE : 0.136			
LAP	SECTOR 1	SECTOR 2	SECTOR 3	LAP TIME	MPH	DIFF	TIME OF DAY
1 -		50.498	32.778	2:10.885	57.76	16.878	16:20:19.013
2 -	34.408	47.816	32.173	1:54.397 (2)	66.09	0.390	16:22:13.410
3 -	38.502	54.826	35.908	2:09.236 (3)	58.50	15.229	16:24:22.646
4 -	39.170	1:20.370	43.124	2:42.664	46.47	48.657	16:27:05.310
5 -	57.809	1:20.500	42.114	3:00.423	41.90	1:06.416	16:30:05.733
6 -	54.605	58.184	34.068	2:26.857	51.48	32.850	16:32:32.590
7 -	34.511	47.290	32.206	1:54.007 (1)	66.31		16:34:26.597

BRSCC TCR UK Race Weekend - Croft - 13th/14th July 2024

Downforce Radio Mazda MX-5 Clubman Championship

RACE 6 - SECTOR ANALYSIS



SECTOR 1 = FL to I1, SECTOR 2 = I1 to I2, SECTOR 3 = I2 to FL, DIFF = Difference To Personal Best Lap, P = Crossed Finish Line in Pit Lane, D = Time Disallowed

P11 117 (G) Robert MACGREGOR		Mazda MX-5 Mk1					
IDEAL LAP TIME : 1:55.042		BEST LAP TIME : 1:55.364		DIFFERENCE : 0.322			
LAP	SECTOR 1	SECTOR 2	SECTOR 3	LAP TIME	MPH	DIFF	TIME OF DAY
1 -		49.066	32.205	2:07.095 (3)	59.48	11.731	16:20:15.223
2 -	35.396	47.928	32.040	1:55.364 (1)	65.53		16:22:10.587
3 -	40.926	54.959	35.934	2:11.819	57.35	16.455	16:24:22.406
4 -	39.182	1:19.938	43.410	2:42.530	46.51	47.166	16:27:04.936
5 -	58.028	1:20.184	42.182	3:00.394	41.91	1:05.030	16:30:05.330
6 -	54.660	58.142	34.273	2:27.075	51.40	31.711	16:32:32.405
7 -	35.972	47.606	32.948	1:56.526 (2)	64.88	1.162	16:34:28.931

P12 9 Jamie TURNER		Mazda MX-5 Mk1					
IDEAL LAP TIME : 1:54.228		BEST LAP TIME : 1:57.471		DIFFERENCE : 3.243			
LAP	SECTOR 1	SECTOR 2	SECTOR 3	LAP TIME	MPH	DIFF	TIME OF DAY
1 -		47.806	31.993	2:03.827 (3)	61.05	6.356	16:20:11.955
2 -	34.780	47.702	35.041	1:57.523 (2)	64.33	0.052	16:22:09.478
3 -	41.028	53.580	34.679	2:09.287	58.47	11.816	16:24:18.765
4 -	40.763	1:21.372	42.564	2:44.699	45.90	47.228	16:27:03.464
5 -	58.772	1:20.208	41.903	3:00.883	41.79	1:03.412	16:30:04.347
6 -	54.830	58.337	34.074	2:27.241	51.34	29.770	16:32:31.588
7 -	35.162	47.455	34.854	1:57.471 (1)	64.36		16:34:29.059

P13 10 M (G) Andrew MACGREGOR		Mazda MX-5 Mk1					
IDEAL LAP TIME : 1:55.278		BEST LAP TIME : 1:55.452		DIFFERENCE : 0.174			
LAP	SECTOR 1	SECTOR 2	SECTOR 3	LAP TIME	MPH	DIFF	TIME OF DAY
1 -		49.927	32.878	2:10.058 (3)	58.13	14.606	16:20:18.186
2 -	35.068	47.820	32.564	1:55.452 (1)	65.48		16:22:13.638
3 -	38.843	55.480	35.790	2:10.113	58.10	14.661	16:24:23.751
4 -	40.869	1:18.913	42.788	2:42.570	46.50	47.118	16:27:06.321
5 -	58.046	1:20.292	42.131	3:00.469	41.89	1:05.017	16:30:06.790
6 -	54.542	57.682	34.208	2:26.432	51.63	30.980	16:32:33.222
7 -	36.030	48.568	32.390	1:56.988 (2)	64.62	1.536	16:34:30.210

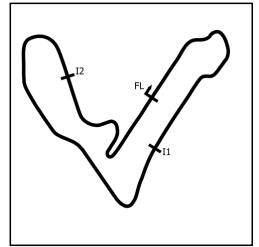
P14 53 M Jonathan FIELDSSEND		Mazda MX-5 Mk1					
IDEAL LAP TIME : 1:56.348		BEST LAP TIME : 1:56.440		DIFFERENCE : 0.092			
LAP	SECTOR 1	SECTOR 2	SECTOR 3	LAP TIME	MPH	DIFF	TIME OF DAY
1 -		49.762	34.406	2:13.283	56.72	16.843	16:20:21.411
2 -	35.792	48.018	32.630	1:56.440 (1)	64.93		16:22:17.851
3 -	37.730	54.203	36.540	2:08.473 (3)	58.84	12.033	16:24:26.324
4 -	40.784	1:18.469	42.400	2:41.653	46.77	45.213	16:27:07.977
5 -	59.046	1:20.812	40.945	3:00.803	41.81	1:04.363	16:30:08.780
6 -	54.600	57.313	34.281	2:26.194	51.71	29.754	16:32:34.974
7 -	35.700	50.707	33.014	1:59.421 (2)	63.31	2.981	16:34:34.395

P15 65 M Peter WILLIAMS		Mazda MX-5 Mk1					
IDEAL LAP TIME : 1:57.108		BEST LAP TIME : 1:57.611		DIFFERENCE : 0.503			
LAP	SECTOR 1	SECTOR 2	SECTOR 3	LAP TIME	MPH	DIFF	TIME OF DAY
1 -		49.938	37.071	2:13.970	56.43	16.359	16:20:22.098
2 -	36.237	48.542	32.832	1:57.611 (1)	64.28		16:22:19.709
3 -	37.927	53.418	36.298	2:07.643 (3)	59.23	10.032	16:24:27.352
4 -	40.253	1:18.809	42.618	2:41.680	46.76	44.069	16:27:09.032
5 -	58.936	1:20.446	41.306	3:00.688	41.84	1:03.077	16:30:09.720
6 -	54.647	57.856	34.420	2:26.923	51.45	29.312	16:32:36.643
7 -	36.494	49.651	32.329	1:58.474 (2)	63.81	0.863	16:34:35.117

BRSCC TCR UK Race Weekend - Croft - 13th/14th July 2024

Downforce Radio Mazda MX-5 Clubman Championship

RACE 6 - SECTOR ANALYSIS



SECTOR 1 = FL to I1, SECTOR 2 = I1 to I2, SECTOR 3 = I2 to FL, DIFF = Difference To Personal Best Lap, P = Crossed Finish Line in Pit Lane, D = Time Disallowed

P16 5		Nick LE DOYEN		Mazda MX-5 Mk1			
IDEAL LAP TIME : 1:57.581		BEST LAP TIME : 1:58.071		DIFFERENCE : 0.490			
LAP	SECTOR 1	SECTOR 2	SECTOR 3	LAP TIME	MPH	DIFF	TIME OF DAY
1 -		49.705	34.430	2:14.201	56.33	16.130	16:20:22.329
2 -	36.797	48.486	32.788	1:58.071 (1)	64.03		16:22:20.400
3 -	38.327	53.174	36.259	2:07.760 (3)	59.17	9.689	16:24:28.160
4 -	40.116	1:19.040	42.274	2:41.430	46.83	43.359	16:27:09.590
5 -	59.683	1:20.372	40.933	3:00.988	41.77	1:02.917	16:30:10.578
6 -	54.932	57.258	34.129	2:26.319	51.67	28.248	16:32:36.897
7 -	36.675	49.768	32.420	1:58.863 (2)	63.60	0.792	16:34:35.760

P17 73		Adam LAWRENCE		Mazda MX-5 Mk1			
IDEAL LAP TIME : 1:57.457		BEST LAP TIME : 1:58.401		DIFFERENCE : 0.944			
LAP	SECTOR 1	SECTOR 2	SECTOR 3	LAP TIME	MPH	DIFF	TIME OF DAY
1 -		51.636	33.770	2:15.027	55.99	16.626	16:20:23.155
2 -	36.312	49.641	32.953	1:58.906 (2)	63.58	0.505	16:22:22.061
3 -	42.122	53.372	35.791	2:11.285 (3)	57.58	12.884	16:24:33.346
4 -	41.088	1:15.275	42.995	2:39.358	47.44	40.957	16:27:12.704
5 -	58.504	1:19.399	40.965	2:58.868	42.26	1:00.467	16:30:11.572
6 -	56.206	58.831	33.428	2:28.465	50.92	30.064	16:32:40.037
7 -	35.376	50.585	32.440	1:58.401 (1)	63.85		16:34:38.438

P18 66 M		David SCOLLER		Mazda MX-5 Mk1			
IDEAL LAP TIME : 1:58.349		BEST LAP TIME : 1:58.349		DIFFERENCE : 0.000			
LAP	SECTOR 1	SECTOR 2	SECTOR 3	LAP TIME	MPH	DIFF	TIME OF DAY
1 -		51.771	33.614	2:16.087	55.55	17.738	16:20:24.215
2 -	37.091	51.283	33.601	2:01.975 (2)	61.98	3.626	16:22:26.190
3 -	40.150	52.327	36.145	2:08.622 (3)	58.78	10.273	16:24:34.812
4 -	41.734	1:13.729	43.918	2:39.381	47.43	41.032	16:27:14.193
5 -	58.199	1:19.729	40.870	2:58.798	42.28	1:00.449	16:30:12.991
6 -	55.581	59.417	33.799	2:28.797	50.81	30.448	16:32:41.788
7 -	36.390	49.422	32.537	1:58.349 (1)	63.88		16:34:40.137

P19 14		Beau PARRY		Mazda MX-5 Mk1			
IDEAL LAP TIME : 1:51.904		BEST LAP TIME : 1:52.253		DIFFERENCE : 0.349			
LAP	SECTOR 1	SECTOR 2	SECTOR 3	LAP TIME	MPH	DIFF	TIME OF DAY
1 -		47.735	31.704	2:01.765	62.09	9.512	16:20:09.893
2 -	34.118	2:35.011	35.304	3:44.433	33.68	1:52.180	16:23:54.326
3 -	56.881	1:20.043	43.158	3:00.082	41.98	1:07.829	16:26:54.408
4 -	58.981	1:21.321	38.957	2:59.259	42.17	1:07.006	16:29:53.667
5 -	35.642	46.846	31.192	1:53.680 (3)	66.50	1.427	16:31:47.347
6 -	35.149	47.110	31.281	1:53.540 (2)	66.58	1.287	16:33:40.887
7 -	34.467	46.653	31.133	1:52.253 (1)	67.35		16:35:33.140

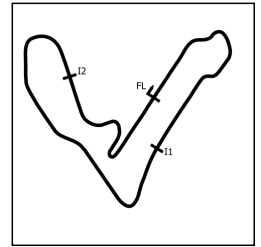
P20 17		Pete SMITH		Mazda MX-5 Mk1			
IDEAL LAP TIME : 1:55.080		BEST LAP TIME : 1:55.080		DIFFERENCE : 0.000			
LAP	SECTOR 1	SECTOR 2	SECTOR 3	LAP TIME	MPH	DIFF	TIME OF DAY
1 -		1:22.735	IN PIT	2:36.199 P	48.40	41.119	16:20:44.327
2 -	OUTLAP	52.087	34.199	4:11.200	30.09	2:16.120	16:24:55.527
3 -	41.310	55.508	43.005	2:19.823 (2)	54.07	24.743	16:27:15.350
4 -	1:00.503	1:17.826	41.565	2:59.894	42.02	1:04.814	16:30:15.244
5 -	54.184	59.004	33.559	2:26.747 (3)	51.52	31.667	16:32:41.991
6 -	34.982	48.210	31.888	1:55.080 (1)	65.69		16:34:37.071

P21 24		Simon WATERFALL		Mazda MX-5 Mk1			
IDEAL LAP TIME : 1:54.035		BEST LAP TIME : 1:54.095		DIFFERENCE : 0.060			
LAP	SECTOR 1	SECTOR 2	SECTOR 3	LAP TIME	MPH	DIFF	TIME OF DAY
1 -		47.696	31.821	2:01.632 (2)	62.15	7.537	16:20:09.760
2 -	34.954	47.260	31.881	1:54.095 (1)	66.26		16:22:03.855

BRSCC TCR UK Race Weekend - Croft - 13th/14th July 2024

Downforce Radio Mazda MX-5 Clubman Championship

RACE 6 - SECTOR ANALYSIS



SECTOR 1 = FL to I1, SECTOR 2 = I1 to I2, SECTOR 3 = I2 to FL, DIFF = Difference To Personal Best Lap, P = Crossed Finish Line in Pit Lane, D = Time Disallowed

P22 991 M		Simon PRIVETT		Mazda MX-5 Mk1			
IDEAL LAP TIME : 1:58.107		BEST LAP TIME : 2:08.646		DIFFERENCE : 10.539			
LAP	SECTOR 1	SECTOR 2	SECTOR 3	LAP TIME	MPH	DIFF	TIME OF DAY
1 -		49.658	32.760	2:08.646 (1)	58.77		16:20:16.774
2 -	35.689	8:01.547	IN PIT	9:08.634 P	13.78	6:59.987	16:29:25.408

BRSCC TCR UK Race Weekend - Croft - 13th/14th July 2024

Downforce Radio Mazda MX-5 Clubman Championship

RACE 6 - BEST SECTORS

SECTOR 1			SECTOR 2			SECTOR 3			IDEAL / BEST COMPARISON						
POS	NO	NAME	TIME	NO	NAME	TIME	NO	NAME	TIME	POS	NO	NAME	IDEAL	BEST	DIFF
												PERFECT LAP	1:51.412		
1	14	PARRY	34.118	42	BATEMAN	46.239	11	GREENSMITH	31.055	1	42	BATEMAN	1:51.832	1:51.862	0.030
2	116	MACGREGOR	34.206	11	GREENSMITH	46.353	14	PARRY	31.133	2	11	GREENSMITH	1:51.868	1:51.868	0.000
3	6	WARRY	34.282	99	HALLEY	46.483	3	HEAD	31.245	3	14	PARRY	1:51.904	1:52.253	0.349
4	42	BATEMAN	34.313	14	PARRY	46.653	99	HALLEY	31.261	4	99	HALLEY	1:52.148	1:53.248	1.100
5	99	HALLEY	34.404	116	MACGREGOR	47.018	42	BATEMAN	31.280	5	6	WARRY	1:52.768	1:53.162	0.394
6	23	TOLLEY	34.408	6	WARRY	47.108	6	WARRY	31.378	6	116	MACGREGOR	1:52.946	1:54.004	1.058
7	122	GREENSMITH	34.456	848	CROZIER	47.199	122	GREENSMITH	31.542	7	3	HEAD	1:53.265	1:54.398	1.133
8	11	GREENSMITH	34.460	24	WATERFALL	47.260	63	GREENWOOD	31.598	8	848	CROZIER	1:53.691	1:54.056	0.365
9	848	CROZIER	34.576	23	TOLLEY	47.290	116	MACGREGOR	31.722	9	122	GREENSMITH	1:53.817	1:54.559	0.742
10	3	HEAD	34.579	3	HEAD	47.441	24	WATERFALL	31.821	10	23	TOLLEY	1:53.871	1:54.007	0.136
11	9	TURNER	34.780	9	TURNER	47.455	17	SMITH	31.888	11	24	WATERFALL	1:54.035	1:54.095	0.060
12	63	GREENWOOD	34.890	63	GREENWOOD	47.553	848	CROZIER	31.916	12	63	GREENWOOD	1:54.041	1:54.158	0.117
13	24	WATERFALL	34.954	117	MACGREGOR	47.606	9	TURNER	31.993	13	9	TURNER	1:54.228	1:57.471	3.243
14	17	SMITH	34.982	122	GREENSMITH	47.819	117	MACGREGOR	32.040	14	117	MACGREGOR	1:55.042	1:55.364	0.322
15	10	MACGREGOR	35.068	10	MACGREGOR	47.820	23	TOLLEY	32.173	15	17	SMITH	1:55.080	1:55.080	0.000
16	73	LAWRENCE	35.376	53	FIELDSSEND	48.018	65	WILLIAMS	32.329	16	10	MACGREGOR	1:55.278	1:55.452	0.174
17	117	MACGREGOR	35.396	17	SMITH	48.210	10	MACGREGOR	32.390	17	53	FIELDSSEND	1:56.348	1:56.440	0.092
18	991	PRIVETT	35.689	5	LE DOYEN	48.486	5	LE DOYEN	32.420	18	65	WILLIAMS	1:57.108	1:57.611	0.503
19	53	FIELDSSEND	35.700	65	WILLIAMS	48.542	73	LAWRENCE	32.440	19	73	LAWRENCE	1:57.457	1:58.401	0.944
20	65	WILLIAMS	36.237	66	SCOULLER	49.422	66	SCOULLER	32.537	20	5	LE DOYEN	1:57.581	1:58.071	0.490
21	66	SCOULLER	36.390	73	LAWRENCE	49.641	53	FIELDSSEND	32.630	21	991	PRIVETT	1:58.107	2:08.646	10.539
22	5	LE DOYEN	36.675	991	PRIVETT	49.658	991	PRIVETT	32.760	22	66	SCOULLER	1:58.349	1:58.349	0.000

BRSCC TCR UK Race Weekend - Croft - 13th/14th July 2024

Downforce Radio Mazda MX-5 Clubman Championship

RACE 6 - LAP CHART

LAP 1 @ 16:20:06.952			LAP 2 @ 16:21:58.820			LAP 3 @ 16:24:05.507			LAP 4 @ 16:26:55.286			LAP 5 @ 16:29:57.013		
NO	BEHIND	LAP TIME	NO	BEHIND	LAP TIME	NO	BEHIND	LAP TIME	NO	BEHIND	LAP TIME	NO	BEHIND	LAP TIME
11		1:58.824	11		1:51.868	11		2:06.687	11		2:49.779	11		3:01.727
42	1.195	2:00.019	42	1.189	1:51.862	42	1.239	2:06.737	42	1.356	2:49.896	42	0.803	3:01.174
3	1.562	2:00.386	24	5.035	1:54.095	6	3.915	2:05.357	6	2.133	2:47.997	6	1.443	3:01.037
24	2.808	2:01.632	6	5.245	1:53.301	99	4.781	2:05.373	99	2.925	2:47.923	99	2.231	3:01.033
14	2.941	2:01.765	99	6.095	1:54.399	116	6.291	2:04.427	116	3.291	2:46.779	116	2.766	3:01.202
99	3.564	2:02.388	116	8.551	1:54.599	848	7.961	2:05.845	848	4.065	2:45.883	848	3.966	3:01.628
6	3.812	2:02.636	848	8.803	1:54.056	122	8.531	2:06.188	122	4.973	2:46.221	122	4.652	3:01.406
9	5.003	2:03.827	122	9.030	1:55.722	63	11.892	2:09.073	63	6.713	2:44.600	63	5.821	3:00.835
122	5.176	2:04.000	63	9.506	1:54.158	3	12.552	2:08.763	3	7.456	2:44.683	3	6.488	3:00.759
116	5.820	2:04.644	3	10.476	2:00.782	9	13.258	2:09.287	9	8.178	2:44.699	9	7.334	3:00.883
848	6.615	2:05.439	9	10.658	1:57.523	117	16.899	2:11.819	117	9.650	2:42.530	117	8.317	3:00.394
63	7.216	2:06.040	117	11.767	1:55.364	23	17.139	2:09.236	23	10.024	2:42.664	23	8.720	3:00.423
117	8.271	2:07.095	23	14.590	1:54.397	10	18.244	2:10.113	10	11.035	2:42.570	10	9.777	3:00.469
991	9.822	2:08.646	10	14.818	1:55.452	53	20.817	2:08.473	53	12.691	2:41.653	53	11.767	3:00.803
10	11.234	2:10.058	53	19.031	1:56.440	65	21.845	2:07.643	65	13.746	2:41.680	65	12.707	3:00.688
23	12.061	2:10.885	65	20.889	1:57.611	5	22.653	2:07.760	5	14.304	2:41.430	5	13.565	3:00.988
53	14.459	2:13.283	5	21.580	1:58.071	73	27.839	2:11.285	73	17.418	2:39.358	73	14.559	2:58.868
65	15.146	2:13.970	73	23.241	1:58.906	66	29.305	2:08.622	66	18.907	2:39.381	66	15.978	2:58.798
5	15.377	2:14.201	66	27.370	2:01.975	17	1 Lap	4:11.200	17	1 Lap	2:19.823	17	1 Lap	2:59.894
73	16.203	2:15.027	14	1:55.506	3:44.433	14	2:48.901	3:00.082	991	2 Laps	9:08.634 P	14	1:50.334	1:53.680
66	17.263	2:16.087							14	2:58.381	2:59.259	SC	3 Laps	2:20.944 P
17	37.375	2:36.199 P							SC	3 Laps	3:02.356			

BRSCC TCR UK Race Weekend - Croft - 13th/14th July 2024

Downforce Radio Mazda MX-5 Clubman Championship

RACE 6 - LAP CHART

LAP 6 @ 16:32:25.580			LAP 7 @ 16:34:19.180		
NO	BEHIND	LAP TIME	NO	BEHIND	LAP TIME
11		2:28.567	11		1:53.600
42	0.463	2:28.227	42	0.749	1:53.886
6	1.389	2:28.513	6	0.951	1:53.162
99	2.056	2:28.392	99	1.704	1:53.248
116	2.605	2:28.406	116	3.009	1:54.004
848	3.229	2:27.830	848	4.225	1:54.596
122	3.706	2:27.621	122	4.665	1:54.559
63	4.767	2:27.513	63	5.457	1:54.290
3	5.271	2:27.350	3	6.069	1:54.398
9	6.008	2:27.241	23	7.417	1:54.007
117	6.825	2:27.075	117	9.751	1:56.526
23	7.010	2:26.857	9	9.879	1:57.471
10	7.642	2:26.432	10	11.030	1:56.988
53	9.394	2:26.194	53	15.215	1:59.421
65	11.063	2:26.923	65	15.937	1:58.474
5	11.317	2:26.319	5	16.580	1:58.863
73	14.457	2:28.465	17	1 Lap	1:55.080
66	16.208	2:28.797	73	19.258	1:58.401
17	1 Lap	2:26.747	66	20.957	1:58.349
14	1:15.307	1:53.540	14	1:13.960	1:52.253

BRSCC TCR UK Race Weekend - Croft - 13th/14th July 2024

Downforce Radio Mazda MX-5 Clubman Championship

RACE 6 - POSITION CHART

No	Name	Lap Pos	Lap						
			1	2	3	4	5	6	7
11	GREENSMITH	1	11	11	11	11	11	11	11
42	BATEMAN	2	42	42	42	42	42	42	42
3	HEAD	3	3	24	6	6	6	6	6
17	SMITH	4	24	6	99	99	99	99	99
122	GREENSMITH	5	14	99	116	116	116	116	116
24	WATERFALL	6	99	116	848	848	848	848	848
99	HALLEY	7	6	848	122	122	122	122	122
14	PARRY	8	9	122	63	63	63	63	63
9	TURNER	9	122	63	3	3	3	3	3
6	WARRY	10	116	3	9	9	9	9	23
116	MACGREGOR	11	848	9	117	117	117	117	117
848	CROZIER	12	63	117	23	23	23	23	9
63	GREENWOOD	13	117	23	10	10	10	10	10
117	MACGREGOR	14	991	10	53	53	53	53	53
10	MACGREGOR	15	10	53	65	65	65	65	65
991	PRIVETT	16	23	65	5	5	5	5	5
65	WILLIAMS	17	53	5	73	73	73	73	73
73	LAWRENCE	18	65	73	66	66	66	66	66
53	FIELDSEND	19	5	66	14	14	14	14	14
5	LE DOYEN	20	73	14	17	17	17	17	17
66	SCOLLER	21	66	17					
23	TOLLEY	22	17	991					

BRSCC TCR UK Race Weekend - Croft - 13th/14th July 2024

Downforce Radio Mazda MX-5 Clubman Championship

RACE 6 - STATISTICS

Competitors Started	22
Planned Start	2024-07-13 @ 16:25:00.000
Actual Start	2024-07-13 @ 16:18:08.127
Finish Time	2024-07-13 @ 16:34:17.912
Track Length	2.1001mi.
Total Laps	152
Total Distance Covered	319.2262mi.

Session Fastest Lap History

NO	CL	NAME	LAP TIME	TIME OF DAY	LAP	VEHICLE
11	M	Jonathan GREENSMITH	1:58.824	16:20:06.971	1	Mazda MX-5 Mk1
11	M	Jonathan GREENSMITH	1:51.868	16:21:58.839	2	Mazda MX-5 Mk1
42	M	Paul BATEMAN	1:51.862	16:22:00.027	2	Mazda MX-5 Mk1

Session Leader History

NO	CL	NAME	FROM LAP	LAPS LED	DISTANCE	VEHICLE
11	M	Jonathan GREENSMITH	1	7	14.70 miles	Mazda MX-5 Mk1

Flag History

TYPE	TIME OF DAY
GREEN	16:18:08.127
SAFETY	16:22:20.025
GREEN	16:32:24.848
FINISH	16:34:17.912

Flag Statistics

TYPE	COUNT	TOTAL LAPS	TOTAL TIME
Green	2	4	7:27.690
Red	0	0	0.000
Safety Car	1	3	10:04.822
FCY	0	0	0.000

BRSCC TCR UK Race Weekend - Croft - 13th/14th July 2024

Downforce Radio Mazda MX-5 Clubman Championship

RACE 6 - STATISTICS

CLASS :

11 Starters

Fastest Lap History

NO	NAME	LAP TIME	TIME OF DAY	LAP	VEHICLE
3	Jordan HEAD	2:00.386	16:20:08.531	1	Mazda MX-5 Mk1
24	Simon WATERFALL	1:54.095	16:22:03.872	2	Mazda MX-5 Mk1
6	Jack WARRY	1:53.301	16:22:03.970	2	Mazda MX-5 Mk1
6	Jack WARRY	1:53.162	16:34:20.039	7	Mazda MX-5 Mk1
14	Beau PARRY	1:52.253	16:35:33.158	7	Mazda MX-5 Mk1

Leader History

NO	NAME	FROM LAP	LAPS LED	DISTANCE	VEHICLE
3	Jordan HEAD	1	1	2.10 miles	Mazda MX-5 Mk1
24	Simon WATERFALL	2	1	2.10 miles	Mazda MX-5 Mk1
6	Jack WARRY	3	5	10.50 miles	Mazda MX-5 Mk1

BRSCC TCR UK Race Weekend - Croft - 13th/14th July 2024

Downforce Radio Mazda MX-5 Clubman Championship

RACE 6 - STATISTICS

CLASS : M (G)

1 Starters

Fastest Lap History

NO	NAME	LAP TIME	TIME OF DAY	LAP	VEHICLE
10	Andrew MACGREGOR	2:10.058	16:20:18.200	1	Mazda MX-5 Mk1
10	Andrew MACGREGOR	1:55.452	16:22:13.651	2	Mazda MX-5 Mk1

Leader History

NO	NAME	FROM LAP	LAPS LED	DISTANCE	VEHICLE
10	Andrew MACGREGOR	1	7	14.70 miles	Mazda MX-5 Mk1

BRSCC TCR UK Race Weekend - Croft - 13th/14th July 2024

Downforce Radio Mazda MX-5 Clubman Championship

RACE 6 - STATISTICS

CLASS : M

8 Starters

Fastest Lap History

NO	NAME	LAP TIME	TIME OF DAY	LAP	VEHICLE
11	Jonathan GREENSMITH	1:58.824	16:20:06.971	1	Mazda MX-5 Mk1
11	Jonathan GREENSMITH	1:51.868	16:21:58.839	2	Mazda MX-5 Mk1
42	Paul BATEMAN	1:51.862	16:22:00.027	2	Mazda MX-5 Mk1

Leader History

NO	NAME	FROM LAP	LAPS LED	DISTANCE	VEHICLE
11	Jonathan GREENSMITH	1	7	14.70 miles	Mazda MX-5 Mk1

BRSCC TCR UK Race Weekend - Croft - 13th/14th July 2024

Downforce Radio Mazda MX-5 Clubman Championship

RACE 6 - STATISTICS

CLASS : (G)

2 Starters

Fastest Lap History

NO	NAME	LAP TIME	TIME OF DAY	LAP	VEHICLE
116	Dugald MACGREGOR	2:04.644	16:20:12.788	1	Mazda MX-5 Mk1
116	Dugald MACGREGOR	1:54.599	16:22:07.387	2	Mazda MX-5 Mk1
116	Dugald MACGREGOR	1:54.004	16:34:22.206	7	Mazda MX-5 Mk1

Leader History

NO	NAME	FROM LAP	LAPS LED	DISTANCE	VEHICLE
116	Dugald MACGREGOR	1	7	14.70 miles	Mazda MX-5 Mk1