

**demon
tweeks**



DEMON TWEEDS AUDI TT CUP CHAMPIONSHIP

brscc
DRIVEN BY RACING

2024 TCR UK Race Weekend
Silverstone National
17th / 18th August 2024

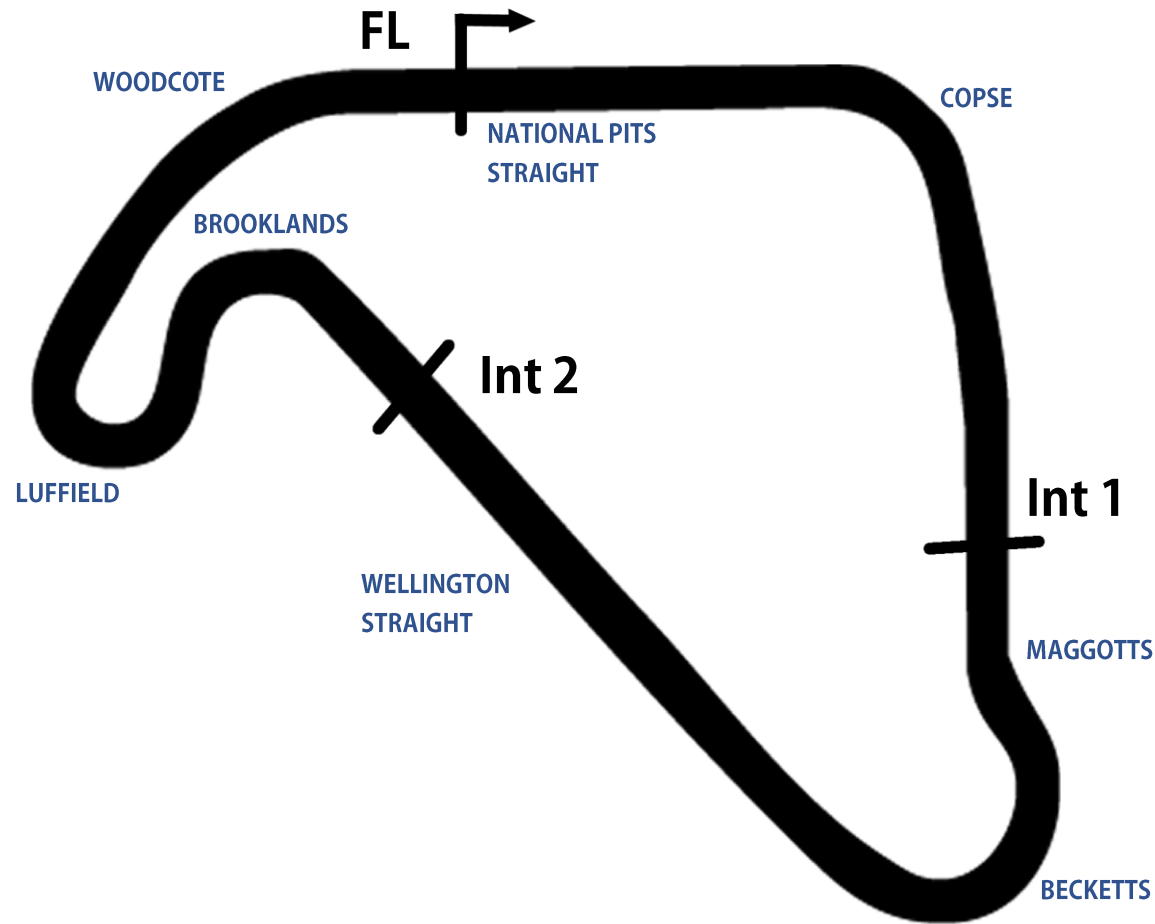


Timing & Results Provided by Timing Solutions Ltd

www.tsl-timing.com

Silverstone National Circuit

Silverstone, Towcester, Northamptonshire, UK



Length	1.6404 miles 2.640 km 2640.7 m		
FL		52.07872 N	1.01711 W
Int 1	800m	52.07528 N	1.01019 W
Int 2	1669m	52.07603 N	1.01669 W
Pit Entry	2610m	52.07859 N	1.01758 W
Pit Exit	305m after FL	52.07880 N	1.01268 W
Pit Entry - Pit Exit	336m, 24.2s @ 50kph, 20.1s @ 60kph		

Demon Tweeks Audi TT Cup Championship

QUALIFYING - RACE 6 - CLASSIFICATION

POS	NO	CL	PIC	NAME	ENTRY	TIME	ON	LAPS	GAP	DIFF	MPH
1	6		1	Bradley BURNS	Audi TT 2.0 TFSI	1:04.591	5	8			91.43
2	22		2	Jason PELOSI	Audi TT 2.0 TFSI	1:04.905	2	6	0.314	0.314	90.98
3	72*		3	Matt LUFF	Audi TT 2.0 TFSI	1:05.055	3	12	0.464	0.150	90.77
4	51		4	Luke HANDLEY	Audi TT 2.0 TFSI	1:05.183	5	12	0.592	0.128	90.60
5	77*		5	Steve FODEN	Audi TT 2.0 TFSI	1:05.230	3	11	0.639	0.047	90.53
6	45*		6	Carl SWIFT	Audi TT 2.0 TFSI	1:05.268	3	13	0.677	0.038	90.48
7	73*		7	Ross MAKAR	Audi TT 2.0 TFSI	1:05.287	3	12	0.696	0.019	90.45
8	48*		8	William STACEY	Audi TT 2.0 TFSI	1:05.364	2	11	0.773	0.077	90.35
9	57		9	Sam HEADING	Audi TT 2.0 TFSI	1:05.393	4	11	0.802	0.029	90.31
10	44		10	Charles BUDD	Audi TT 2.0 TFSI	1:05.491	2	10	0.900	0.098	90.17
11	11		11	Adam BLAIR	Audi TT 2.0 TFSI	1:05.609	11	12	1.018	0.118	90.01
12	52*		12	Paul LUTI	Audi TT 2.0 TFSI	1:05.614	7	12	1.023	0.005	90.00
13	21*	M	1	Sean SMITH	Audi TT 2.0 TFSI	1:05.617	4	12	1.026	0.003	90.00
14	196		13	Nick BRADY	Audi TT 2.0 TFSI	1:05.630	3	11	1.039	0.013	89.98
15	38		14	Morgan WROOT	Audi TT 2.0 TFSI	1:05.681	3	13	1.090	0.051	89.91
16	47*		15	Daniel BUDD	Audi TT 2.0 TFSI	1:05.875	2	13	1.284	0.194	89.64
17	27		16	Mark GRICE	Audi TT 2.0 TFSI	1:05.901	6	11	1.310	0.026	89.61
18	5		17	Sam MEAGHER	Audi TT 2.0 TFSI	1:05.931	3	11	1.340	0.030	89.57
19	15*		18	Andrew DYER	Audi TT 2.0 TFSI	1:05.968	9	13	1.377	0.037	89.52
20	9*	M	2	Jonathan WILLIAMS	Audi TT 2.0 TFSI	1:05.982	3	9	1.391	0.014	89.50
21	104*		19	Daniel CHAPMAN	Audi TT 2.0 TFSI	1:06.134	4	12	1.543	0.152	89.29
22	75*		20	Oliver DEVINE-KING	Audi TT 2.0 TFSI	1:06.340	7	13	1.749	0.206	89.02
23	211*		21	Ruby SMITH	Audi TT 2.0 TFSI	1:06.581	8	9	1.990	0.241	88.69
24	58		22	Mike HARRIS	Audi TT 2.0 TFSI	1:06.865	3	13	2.274	0.284	88.32
25	24*	M	3	Paul SAVAGE	Audi TT 2.0 TFSI	1:06.927	3	13	2.336	0.062	88.24
26	33*	M	4	Patrick BOOTH	Audi TT 2.0 TFSI	1:07.383	10	12	2.792	0.456	87.64
27	111	M	5	Tim GRAY	Audi TT 2.0 TFSI	1:08.040	4	13	3.449	0.657	86.79
28	55	M	6	David RICHARDSON	Audi TT 2.0 TFSI	1:08.147	10	13	3.556	0.107	86.66
29	40		23	Joe WEAVER	Audi TT 2.0 TFSI	1:09.358	2	8	4.767	1.211	85.14

Comments:

No. 9, 15, 21, 24, 33, 45, 48, 52, 72, 73, 75, 77, 104, 211 - 1 Lap time disallowed; exceeding track limits.


No. 47 - 2 Lap times disallowed; exceeding track limits.

Weather / Track : Bright / Dry

Date: 17/08/2024 Start: 11:22 Finish: 11:37

These results are provisional until the conclusion of any judicial and technical matters.

Silverstone National: 1.6404 miles

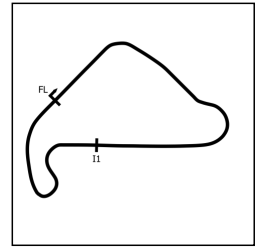
Clerk Of Course: Andrew Roberts	Stewards:	Timekeeper: Sarah Evans	
---------------------------------	-----------	-------------------------	---

Results can be found at www.tsl-timing.com

Printed - 11:46 Saturday, 17 August 2024

Demon Tweaks Audi TT Cup Championship

QUALIFYING - RACE 6 - SECTOR ANALYSIS



SECTOR 1 = FL to I1, SECTOR 2 = I1 to FL, DIFF = Difference To Personal Best Lap, P = Crossed Finish Line in Pit Lane, D = Time Disallowed

P1		6		Bradley BURNS		Audi TT 2.0 TFSI	
IDEAL LAP TIME : 1:04.588		BEST LAP TIME : 1:04.591		DIFFERENCE : 0.003			
LAP	SECTOR 1	SECTOR 2	LAP TIME	MPH	DIFF	TIME OF DAY	
1 -	39.422	27.299	1:06.721	88.51	2.130	11:24:43.225	
2 -	38.520	26.877	1:05.397 (3)	90.30	0.806	11:25:48.622	
3 -	38.437	27.624	1:06.061	89.39	1.470	11:26:54.683	
4 -	38.312	26.454	1:04.766 (2)	91.18	0.175	11:27:59.449	
5 -	38.315	26.276	1:04.591 (1)	91.43		11:29:04.040	
6 -	38.658	IN PIT	1:12.863 P	81.05	8.272	11:30:16.903	
7 -	OUTLAP	27.783	4:43.550	20.82	3:38.959	11:35:00.453	
8 -	38.671	IN PIT	1:13.432 P	80.42	8.841	11:36:13.885	

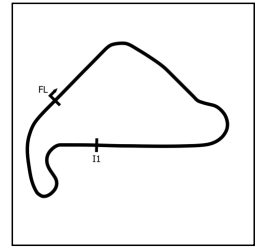
P2		22		Jason PELOSI		Audi TT 2.0 TFSI	
IDEAL LAP TIME :		BEST LAP TIME : 1:04.905		DIFFERENCE :			
LAP	SECTOR 1	SECTOR 2	LAP TIME	MPH	DIFF	TIME OF DAY	
1 -			1:07.152	87.94	2.247	11:24:45.444	
2 -			1:04.905 (1)	90.98		11:25:50.349	
3 -			1:05.630 (3)	89.98	0.725	11:26:55.979	
4 -			1:05.193 (2)	90.58	0.288	11:28:01.172	
5 -			1:06.985	88.16	2.080	11:29:08.157	
6 -		IN PIT	1:18.099 P	75.61	13.194	11:30:26.256	

P3		72		Matt LUFF		Audi TT 2.0 TFSI	
IDEAL LAP TIME : 1:04.955		BEST LAP TIME : 1:05.055		DIFFERENCE : 0.100			
LAP	SECTOR 1	SECTOR 2	LAP TIME	MPH	DIFF	TIME OF DAY	
1 -	39.195	27.467	1:06.662	88.59	1.607	11:24:44.012	
2 -	38.606	26.606	1:05.212 (3)	90.56	0.157	11:25:49.224	
3 -	38.515	26.540	1:05.055 (1)	90.77		11:26:54.279	
4 -	38.703	27.081	1:05.784	89.77	0.729	11:28:00.063	
5 -	38.415	26.655	1:05.070 (2)	90.75	0.015	11:29:05.133	
6 -	39.023	28.890	1:07.913	86.95	2.858	11:30:13.046	
7 -	42.718	IN PIT	1:12.881 D	81.03	7.826	11:31:25.927	
8 -	OUTLAP	27.015	2:40.545	36.78	1:35.490	11:34:06.472	
9 -	38.623	26.902	1:05.525	90.12	0.470	11:35:11.997	
10 -	41.243	28.430	1:09.673	84.76	4.618	11:36:21.670	
11 -	39.376	30.480	1:09.856	84.54	4.801	11:37:31.526	
12 -	43.655	IN PIT	1:21.852 P	72.15	16.797	11:38:53.378	

P4		51		Luke HANDLEY		Audi TT 2.0 TFSI	
IDEAL LAP TIME : 1:05.147		BEST LAP TIME : 1:05.183		DIFFERENCE : 0.036			
LAP	SECTOR 1	SECTOR 2	LAP TIME	MPH	DIFF	TIME OF DAY	
1 -	40.305	27.616	1:07.921	86.94	2.738	11:24:44.382	
2 -	38.710	26.780	1:05.490	90.17	0.307	11:25:49.872	
3 -	38.438	26.844	1:05.282 (2)	90.46	0.099	11:26:55.154	
4 -	38.514	26.830	1:05.344 (3)	90.37	0.161	11:28:00.498	
5 -	38.474	26.709	1:05.183 (1)	90.60		11:29:05.681	
6 -	38.609	27.100	1:05.709	89.87	0.526	11:30:11.390	
7 -	39.446	IN PIT	1:09.992 P	84.37	4.809	11:31:21.382	
8 -	OUTLAP	27.315	2:20.505	42.03	1:15.322	11:33:41.887	
9 -	39.305	27.285	1:06.590	88.68	1.407	11:34:48.477	
10 -	39.173	27.444	1:06.617	88.65	1.434	11:35:55.094	
11 -	40.147	27.912	1:08.059	86.77	2.876	11:37:03.153	
12 -	39.064	27.139	1:06.203	89.20	1.020	11:38:09.356	

Demon Tweaks Audi TT Cup Championship

QUALIFYING - RACE 6 - SECTOR ANALYSIS



SECTOR 1 = FL to I1, SECTOR 2 = I1 to FL, DIFF = Difference To Personal Best Lap, P = Crossed Finish Line in Pit Lane, D = Time Disallowed

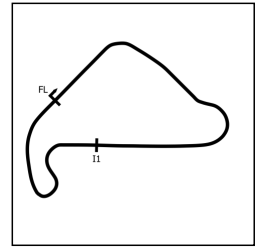
P5 77 Steve FODEN		Audi TT 2.0 TFSI				
IDEAL LAP TIME : 1:05.224		BEST LAP TIME : 1:05.230		DIFFERENCE : 0.006		
LAP	SECTOR 1	SECTOR 2	LAP TIME	MPH	DIFF	TIME OF DAY
1 -	40.315	27.128	1:07.443	87.56	2.213	11:24:46.845
2 -	39.144	26.893	1:06.037	89.42	0.807	11:25:52.882
3 -	38.467	26.763	1:05.230 (1)	90.53		11:26:58.112
4 -	38.475	26.757	1:05.232 (2)	90.53	0.002	11:28:03.344
5 -	38.687	27.813	1:06.500	88.80	1.270	11:29:09.844
6 -	38.674	28.035	1:06.709	88.52	1.479	11:30:16.553
7 -	39.150	27.076	1:06.226	89.17	0.996	11:31:22.779
8 -	39.128	27.012	1:06.140 D	89.29	0.910	11:32:28.919
9 -	38.888	27.007	1:05.895 (3)	89.62	0.665	11:33:34.814
10 -	39.091	27.047	1:06.138	89.29	0.908	11:34:40.952
11 -	40.482	IN PIT	1:14.934 P	78.81	9.704	11:35:55.886

P6 45 Carl SWIFT		Audi TT 2.0 TFSI				
IDEAL LAP TIME : 1:05.189		BEST LAP TIME : 1:05.268		DIFFERENCE : 0.079		
LAP	SECTOR 1	SECTOR 2	LAP TIME	MPH	DIFF	TIME OF DAY
1 -	39.389	27.118	1:06.507	88.79	1.239	11:24:42.148
2 -	39.332	26.897	1:06.229	89.17	0.961	11:25:48.377
3 -	38.715	26.553	1:05.268 (1)	90.48		11:26:53.645
4 -	38.636	32.590	1:11.226	82.91	5.958	11:28:04.871
5 -	47.559	28.562	1:16.121	77.58	10.853	11:29:20.992
6 -	38.743	26.622	1:05.365 (2)	90.34	0.097	11:30:26.357
7 -	42.380	27.461	1:09.841	84.55	4.573	11:31:36.198
8 -	38.986	28.292	1:07.278	87.78	2.010	11:32:43.476
9 -	39.369	27.639	1:07.008	88.13	1.740	11:33:50.484
10 -	39.072	27.212	1:06.284	89.09	1.016	11:34:56.768
11 -	38.761	26.790	1:05.551 (3)	90.09	0.283	11:36:02.319
12 -	42.999	27.265	1:10.264 D	84.04	4.996	11:37:12.583
13 -	38.943	26.931	1:05.874	89.65	0.606	11:38:18.457

P7 73 Ross MAKAR		Audi TT 2.0 TFSI				
IDEAL LAP TIME : 1:05.130		BEST LAP TIME : 1:05.287		DIFFERENCE : 0.157		
LAP	SECTOR 1	SECTOR 2	LAP TIME	MPH	DIFF	TIME OF DAY
1 -	42.916	30.585	1:13.501	80.34	8.214	11:25:17.112
2 -	38.628	26.744	1:05.372 (2)	90.33	0.085	11:26:22.484
3 -	38.386	26.901	1:05.287 (1)	90.45		11:27:27.771
4 -	38.621	27.006	1:05.627 D	89.98	0.340	11:28:33.398
5 -	42.386	29.695	1:12.081	81.93	6.794	11:29:45.479
6 -	38.888	27.623	1:06.511	88.79	1.224	11:30:51.990
7 -	40.398	26.962	1:07.360	87.67	2.073	11:31:59.350
8 -	39.166	27.005	1:06.171 (3)	89.24	0.884	11:33:05.521
9 -	41.540	32.046	1:13.586	80.25	8.299	11:34:19.107
10 -	51.014	30.095	1:21.109	72.81	15.822	11:35:40.216
11 -	39.015	27.212	1:06.227	89.17	0.940	11:36:46.443
12 -	39.074	27.164	1:06.238	89.15	0.951	11:37:52.681

Demon Tweaks Audi TT Cup Championship

QUALIFYING - RACE 6 - SECTOR ANALYSIS



SECTOR 1 = FL to I1, SECTOR 2 = I1 to FL, DIFF = Difference To Personal Best Lap, P = Crossed Finish Line in Pit Lane, D = Time Disallowed

P8 48		William STACEY		Audi TT 2.0 TFSI		
IDEAL LAP TIME : 1:05.244		BEST LAP TIME : 1:05.364		DIFFERENCE : 0.120		
LAP	SECTOR 1	SECTOR 2	LAP TIME	MPH	DIFF	TIME OF DAY
1 -	OUTLAP	26.952	1:30.663	65.13	25.299	11:25:38.522
2 -	38.587	26.777	1:05.364 (1)	90.35		11:26:43.886
3 -	38.942	26.725	1:05.667	89.93	0.303	11:27:49.553
4 -	39.353	27.099	1:06.452	88.87	1.088	11:28:56.005
5 -	39.094	26.657	1:05.751	89.81	0.387	11:30:01.756
6 -	39.599	27.356	1:06.955 D	88.20	1.591	11:31:08.711
7 -	38.815	26.726	1:05.541 (2)	90.10	0.177	11:32:14.252
8 -	38.759	26.818	1:05.577 (3)	90.05	0.213	11:33:19.829
9 -	40.288	IN PIT	1:14.126 P	79.67	8.762	11:34:33.955
10 -	OUTLAP	27.145	2:13.866	44.11	1:08.502	11:36:47.821
11 -	40.184	27.446	1:07.630	87.32	2.266	11:37:55.451

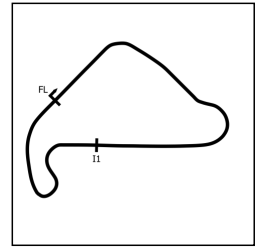
P9 57		Sam HEADING		Audi TT 2.0 TFSI		
IDEAL LAP TIME : 1:05.393		BEST LAP TIME : 1:05.393		DIFFERENCE : 0.000		
LAP	SECTOR 1	SECTOR 2	LAP TIME	MPH	DIFF	TIME OF DAY
1 -	OUTLAP	27.212	1:32.307	63.97	26.914	11:25:37.982
2 -	38.664	26.902	1:05.566 (2)	90.07	0.173	11:26:43.548
3 -	39.695	26.965	1:06.660	88.59	1.267	11:27:50.208
4 -	38.583	26.810	1:05.393 (1)	90.31		11:28:55.601
5 -	39.580	27.325	1:06.905	88.26	1.512	11:30:02.506
6 -	38.909	26.879	1:05.788	89.76	0.395	11:31:08.294
7 -	38.825	26.828	1:05.653 (3)	89.95	0.260	11:32:13.947
8 -	39.363	27.568	1:06.931	88.23	1.538	11:33:20.878
9 -	39.260	IN PIT	1:11.159 P	82.99	5.766	11:34:32.037
10 -	OUTLAP	27.424	2:16.800	43.17	1:11.407	11:36:48.837
11 -	39.065	27.112	1:06.177	89.24	0.784	11:37:55.014

P10 44		Charles BUDD		Audi TT 2.0 TFSI		
IDEAL LAP TIME : 1:05.441		BEST LAP TIME : 1:05.491		DIFFERENCE : 0.050		
LAP	SECTOR 1	SECTOR 2	LAP TIME	MPH	DIFF	TIME OF DAY
1 -	40.040	27.175	1:07.215	87.86	1.724	11:24:45.707
2 -	38.691	26.800	1:05.491 (1)	90.17		11:25:51.198
3 -	38.992	26.772	1:05.764 (3)	89.80	0.273	11:26:56.962
4 -	38.847	26.750	1:05.597 (2)	90.02	0.106	11:28:02.559
5 -	39.133	27.206	1:06.339	89.02	0.848	11:29:08.898
6 -	39.189	IN PIT	1:13.042 P	80.85	7.551	11:30:21.940
7 -	OUTLAP	28.943	2:20.006	42.18	1:14.515	11:32:41.946
8 -	1:00.118	IN PIT	1:42.944 P	57.36	37.453	11:34:24.890
9 -	OUTLAP	30.519	2:20.333	42.08	1:14.842	11:36:45.223
10 -	48.029	IN PIT	1:23.317 P	70.88	17.826	11:38:08.540

P11 11		Adam BLAIR		Audi TT 2.0 TFSI		
IDEAL LAP TIME : 1:05.490		BEST LAP TIME : 1:05.609		DIFFERENCE : 0.119		
LAP	SECTOR 1	SECTOR 2	LAP TIME	MPH	DIFF	TIME OF DAY
1 -	43.959	27.319	1:11.278	82.85	5.669	11:24:39.652
2 -	39.145	26.904	1:06.049	89.41	0.440	11:25:45.701
3 -	39.020	26.893	1:05.913	89.59	0.304	11:26:51.614
4 -	38.886	27.369	1:06.255	89.13	0.646	11:27:57.869
5 -	38.975	26.703	1:05.678 (2)	89.91	0.069	11:29:03.547
6 -	39.374	IN PIT	1:14.641 P	79.12	9.032	11:30:18.188
7 -	OUTLAP	28.739	2:09.104	45.74	1:03.495	11:32:27.292
8 -	38.870	26.870	1:05.740 (3)	89.83	0.131	11:33:33.032
9 -	41.890	27.160	1:09.050	85.52	3.441	11:34:42.082
10 -	38.905	26.935	1:05.840	89.69	0.231	11:35:47.922
11 -	38.787	26.822	1:05.609 (1)	90.01		11:36:53.531
12 -	39.021	27.043	1:06.064	89.39	0.455	11:37:59.595

Demon Tweaks Audi TT Cup Championship

QUALIFYING - RACE 6 - SECTOR ANALYSIS



SECTOR 1 = FL to I1, SECTOR 2 = I1 to FL, DIFF = Difference To Personal Best Lap, P = Crossed Finish Line in Pit Lane, D = Time Disallowed

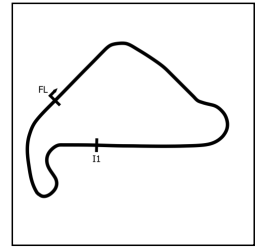
P12 52		Paul LUTI		Audi TT 2.0 TFSI			
IDEAL LAP TIME : 1:05.570		BEST LAP TIME : 1:05.614		DIFFERENCE : 0.044			
LAP	SECTOR 1	SECTOR 2	LAP TIME	MPH	DIFF	TIME OF DAY	
1 -	46.475	33.996	1:20.471	73.38	14.857	11:25:23.382	
2 -	49.817	30.824	1:20.641	73.23	15.027	11:26:44.023	
3 -	39.553	27.377	1:06.930	88.23	1.316	11:27:50.953	
4 -	39.363	26.975	1:06.338	89.02	0.724	11:28:57.291	
5 -	39.087	26.947	1:06.034	89.43	0.420	11:30:03.325	
6 -	38.857	26.778	1:05.635 (2)	89.97	0.021	11:31:08.960	
7 -	38.792	26.822	1:05.614 (1)	90.00		11:32:14.574	
8 -	38.940	27.023	1:05.963 (3)	89.53	0.349	11:33:20.537	
9 -	44.145	31.437	1:15.582 D	78.13	9.968	11:34:36.119	
10 -	48.620	30.545	1:19.165	74.59	13.551	11:35:55.284	
11 -	39.670	27.709	1:07.379	87.64	1.765	11:37:02.663	
12 -	38.987	26.980	1:05.967	89.52	0.353	11:38:08.630	

P13 21 M		Sean SMITH		Audi TT 2.0 TFSI			
IDEAL LAP TIME : 1:05.577		BEST LAP TIME : 1:05.617		DIFFERENCE : 0.040			
LAP	SECTOR 1	SECTOR 2	LAP TIME	MPH	DIFF	TIME OF DAY	
1 -	39.656	27.477	1:07.133	87.96	1.516	11:24:47.734	
2 -	38.989	26.858	1:05.847 (3)	89.68	0.230	11:25:53.581	
3 -	38.910	26.892	1:05.802 D	89.74	0.185	11:26:59.383	
4 -	38.735	26.882	1:05.617 (1)	90.00		11:28:05.000	
5 -	39.053	26.842	1:05.895	89.62	0.278	11:29:10.895	
6 -	39.181	27.881	1:07.062	88.06	1.445	11:30:17.957	
7 -	41.084	IN PIT	1:16.576 P	77.12	10.959	11:31:34.533	
8 -	OUTLAP	28.422	2:45.133	35.76	1:39.516	11:34:19.666	
9 -	39.094	27.635	1:06.729	88.50	1.112	11:35:26.395	
10 -	39.165	26.968	1:06.133	89.29	0.516	11:36:32.528	
11 -	38.788	26.927	1:05.715 (2)	89.86	0.098	11:37:38.243	
12 -	39.231	27.257	1:06.488	88.82	0.871	11:38:44.731	

P14 196		Nick BRADY		Audi TT 2.0 TFSI			
IDEAL LAP TIME : 1:05.491		BEST LAP TIME : 1:05.630		DIFFERENCE : 0.139			
LAP	SECTOR 1	SECTOR 2	LAP TIME	MPH	DIFF	TIME OF DAY	
1 -	40.025	27.515	1:07.540	87.43	1.910	11:24:49.056	
2 -	39.083	26.883	1:05.966	89.52	0.336	11:25:55.022	
3 -	38.779	26.851	1:05.630 (1)	89.98		11:27:00.652	
4 -	38.640	27.386	1:06.026	89.44	0.396	11:28:06.678	
5 -	38.838	26.943	1:05.781 (2)	89.77	0.151	11:29:12.459	
6 -	44.920	29.617	1:14.537	79.23	8.907	11:30:26.996	
7 -	39.006	27.023	1:06.029	89.44	0.399	11:31:33.025	
8 -	47.799	IN PIT	1:31.507 P	64.53	25.877	11:33:04.532	
9 -	OUTLAP	29.388	3:30.554	28.04	2:24.924	11:36:35.086	
10 -	38.966	26.971	1:05.937 (3)	89.56	0.307	11:37:41.023	
11 -	42.956	IN PIT	1:18.555 P	75.17	12.925	11:38:59.578	

Demon Tweaks Audi TT Cup Championship

QUALIFYING - RACE 6 - SECTOR ANALYSIS



SECTOR 1 = FL to I1, SECTOR 2 = I1 to FL, DIFF = Difference To Personal Best Lap, P = Crossed Finish Line in Pit Lane, D = Time Disallowed

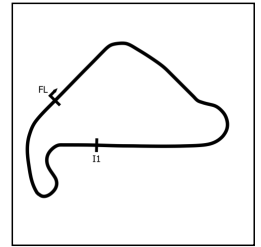
P15 38		Morgan WROOT		Audi TT 2.0 TFSI			
IDEAL LAP TIME : 1:05.515		BEST LAP TIME : 1:05.681		DIFFERENCE : 0.166			
LAP	SECTOR 1	SECTOR 2	LAP TIME	MPH	DIFF	TIME OF DAY	
1 -	41.306	27.943	1:09.249	85.28	3.568	11:25:03.509	
2 -	39.385	27.070	1:06.455	88.86	0.774	11:26:09.964	
3 -	38.570	27.111	1:05.681 (1)	89.91		11:27:15.645	
4 -	38.757	27.132	1:05.889 (3)	89.63	0.208	11:28:21.534	
5 -	38.761	27.175	1:05.936	89.56	0.255	11:29:27.470	
6 -	38.880	26.945	1:05.825 (2)	89.71	0.144	11:30:33.295	
7 -	39.007	27.014	1:06.021	89.45	0.340	11:31:39.316	
8 -	39.114	27.107	1:06.221	89.18	0.540	11:32:45.537	
9 -	39.696	27.031	1:06.727	88.50	1.046	11:33:52.264	
10 -	38.974	27.061	1:06.035	89.43	0.354	11:34:58.299	
11 -	39.118	27.090	1:06.208	89.19	0.527	11:36:04.507	
12 -	39.065	27.366	1:06.431	88.89	0.750	11:37:10.938	
13 -	39.158	27.098	1:06.256	89.13	0.575	11:38:17.194	

P16 47		Daniel BUDD		Audi TT 2.0 TFSI			
IDEAL LAP TIME : 1:05.788		BEST LAP TIME : 1:05.875		DIFFERENCE : 0.087			
LAP	SECTOR 1	SECTOR 2	LAP TIME	MPH	DIFF	TIME OF DAY	
1 -	42.098	30.456	1:12.554	81.39	6.679	11:25:13.109	
2 -	38.781	27.094	1:05.875 (1)	89.64		11:26:18.984	
3 -	39.399	27.122	1:06.521	88.77	0.646	11:27:25.505	
4 -	41.967	27.828	1:09.795	84.61	3.920	11:28:35.300	
5 -	39.433	28.418	1:07.851 D	87.03	1.976	11:29:43.151	
6 -	39.502	27.078	1:06.580	88.70	0.705	11:30:49.731	
7 -	40.004	28.239	1:08.243	86.53	2.368	11:31:57.974	
8 -	39.102	27.234	1:06.336	89.02	0.461	11:33:04.310	
9 -	38.889	27.215	1:06.104 (3)	89.33	0.229	11:34:10.414	
10 -	39.404	27.405	1:06.809	88.39	0.934	11:35:17.223	
11 -	39.073	27.007	1:06.080 (2)	89.37	0.205	11:36:23.303	
12 -	38.811	27.036	1:05.847 D	89.68		11:37:29.150	
13 -	41.175	IN PIT	1:21.374 P	72.57	15.499	11:38:50.524	

P17 27		Mark GRICE		Audi TT 2.0 TFSI			
IDEAL LAP TIME : 1:05.832		BEST LAP TIME : 1:05.901		DIFFERENCE : 0.069			
LAP	SECTOR 1	SECTOR 2	LAP TIME	MPH	DIFF	TIME OF DAY	
1 -	47.389	31.252	1:18.641	75.09	12.740	11:25:27.706	
2 -	39.289	26.901	1:06.190	89.22	0.289	11:26:33.896	
3 -	39.154	27.017	1:06.171	89.24	0.270	11:27:40.067	
4 -	39.222	26.847	1:06.069 (2)	89.38	0.168	11:28:46.136	
5 -	40.377	27.637	1:08.014	86.83	2.113	11:29:54.150	
6 -	39.187	26.714	1:05.901 (1)	89.61		11:31:00.051	
7 -	46.546	30.769	1:17.315	76.38	11.414	11:32:17.366	
8 -	39.657	IN PIT	1:10.887 P	83.31	4.986	11:33:28.253	
9 -	OUTLAP	26.883	2:35.293	38.02	1:29.392	11:36:03.546	
10 -	39.118	27.092	1:06.210	89.19	0.309	11:37:09.756	
11 -	39.163	26.939	1:06.102 (3)	89.34	0.201	11:38:15.858	

Demon Tweaks Audi TT Cup Championship

QUALIFYING - RACE 6 - SECTOR ANALYSIS



SECTOR 1 = FL to I1, SECTOR 2 = I1 to FL, DIFF = Difference To Personal Best Lap, P = Crossed Finish Line in Pit Lane, D = Time Disallowed

P18 5 Sam MEAGHER			Audi TT 2.0 TFSI			
IDEAL LAP TIME : 1:05.931		BEST LAP TIME : 1:05.931		DIFFERENCE : 0.000		
LAP	SECTOR 1	SECTOR 2	LAP TIME	MPH	DIFF	TIME OF DAY
1 -	41.771	30.208	1:11.979	82.04	6.048	11:25:14.730
2 -	39.095	27.124	1:06.219 (3)	89.18	0.288	11:26:20.949
3 -	39.018	26.913	1:05.931 (1)	89.57		11:27:26.880
4 -	39.057	26.964	1:06.021 (2)	89.45	0.090	11:28:32.901
5 -	43.540	30.472	1:14.012	79.79	8.081	11:29:46.913
6 -	39.368	27.216	1:06.584	88.69	0.653	11:30:53.497
7 -	39.562	27.934	1:07.496	87.49	1.565	11:32:00.993
8 -	39.339	27.695	1:07.034	88.09	1.103	11:33:08.027
9 -	39.192	27.522	1:06.714	88.52	0.783	11:34:14.741
10 -	39.235	27.404	1:06.639	88.62	0.708	11:35:21.380
11 -	39.999	IN PIT	1:13.888 P	79.92	7.957	11:36:35.268

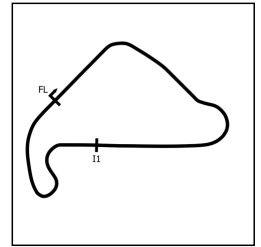
P19 15 Andrew DYER			Audi TT 2.0 TFSI			
IDEAL LAP TIME : 1:05.831		BEST LAP TIME : 1:05.968		DIFFERENCE : 0.137		
LAP	SECTOR 1	SECTOR 2	LAP TIME	MPH	DIFF	TIME OF DAY
1 -	47.414	31.851	1:19.265	74.50	13.297	11:25:08.127
2 -	38.923	27.131	1:06.054 (2)	89.40	0.086	11:26:14.181
3 -	38.836	27.382	1:06.218 (3)	89.18	0.250	11:27:20.399
4 -	38.947	27.661	1:06.608	88.66	0.640	11:28:27.007
5 -	39.330	34.799	1:14.129	79.66	8.161	11:29:41.136
6 -	52.710	31.221	1:23.931	70.36	17.963	11:31:05.067
7 -	39.130	27.089	1:06.219	89.18	0.251	11:32:11.286
8 -	39.360	27.242	1:06.602	88.67	0.634	11:33:17.888
9 -	38.973	26.995	1:05.968 (1)	89.52		11:34:23.856
10 -	39.684	27.202	1:06.886	88.29	0.918	11:35:30.742
11 -	39.937	27.628	1:07.565 D	87.40	1.597	11:36:38.307
12 -	39.211	27.284	1:06.495	88.81	0.527	11:37:44.802
13 -	39.411	27.522	1:06.933	88.23	0.965	11:38:51.735

P20 9 M Jonathan WILLIAMS			Audi TT 2.0 TFSI			
IDEAL LAP TIME : 1:05.831		BEST LAP TIME : 1:05.982		DIFFERENCE : 0.151		
LAP	SECTOR 1	SECTOR 2	LAP TIME	MPH	DIFF	TIME OF DAY
1 -	42.305	IN PIT	1:16.884 P	76.81	10.902	11:25:15.436
2 -	OUTLAP	27.936	5:19.006	18.51	4:13.024	11:30:34.442
3 -	38.987	26.995	1:05.982 (1)	89.50		11:31:40.424
4 -	39.328	26.890	1:06.248 D	89.18	0.236	11:32:46.642
5 -	39.434	28.664	1:08.098	86.72	2.116	11:33:54.740
6 -	39.533	27.183	1:06.716	88.51	0.734	11:35:01.456
7 -	38.941	27.044	1:05.985 (2)	89.50	0.003	11:36:07.441
8 -	39.308	27.178	1:06.486 (3)	88.82	0.504	11:37:13.927
9 -	39.564	27.088	1:06.652	88.60	0.670	11:38:20.579

P21 104 Daniel CHAPMAN			Audi TT 2.0 TFSI			
IDEAL LAP TIME : 1:05.879		BEST LAP TIME : 1:06.134		DIFFERENCE : 0.255		
LAP	SECTOR 1	SECTOR 2	LAP TIME	MPH	DIFF	TIME OF DAY
1 -	39.923	27.153	1:07.076	88.04	0.942	11:24:49.961
2 -	39.264	27.067	1:06.331 (2)	89.03	0.197	11:25:56.292
3 -	39.005	27.182	1:06.187 D	89.22	0.053	11:27:02.479
4 -	38.812	27.322	1:06.134 (1)	89.29		11:28:08.613
5 -	40.518	27.354	1:07.872	87.01	1.738	11:29:16.485
6 -	39.802	27.680	1:07.482	87.51	1.348	11:30:23.967
7 -	39.908	IN PIT	1:13.472 P	80.37	7.338	11:31:37.439
8 -	OUTLAP	27.291	2:26.132	40.41	1:19.998	11:34:03.571
9 -	39.474	27.517	1:06.991	88.15	0.857	11:35:10.562
10 -	39.184	27.237	1:06.421 (3)	88.91	0.287	11:36:16.983
11 -	41.136	27.968	1:09.104	85.46	2.970	11:37:26.087
12 -	42.777	IN PIT	1:17.093 P	76.60	10.959	11:38:43.180

Demon Tweaks Audi TT Cup Championship

QUALIFYING - RACE 6 - SECTOR ANALYSIS



SECTOR 1 = FL to I1, SECTOR 2 = I1 to FL, DIFF = Difference To Personal Best Lap, P = Crossed Finish Line in Pit Lane, D = Time Disallowed

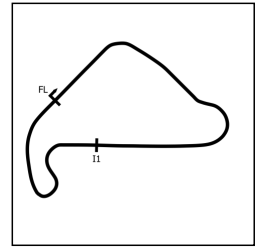
P25 24 M Paul SAVAGE			Audi TT 2.0 TFSI			
IDEAL LAP TIME : 1:06.927		BEST LAP TIME : 1:06.927		DIFFERENCE : 0.000		
LAP	SECTOR 1	SECTOR 2	LAP TIME	MPH	DIFF	TIME OF DAY
1 -	42.292	29.417	1:11.709	82.35	4.782	11:25:06.870
2 -	39.613	28.241	1:07.854	87.03	0.927	11:26:14.724
3 -	39.406	27.521	1:06.927 (1)	88.24		11:27:21.651
4 -	39.559	27.788	1:07.347 (2)	87.69	0.420	11:28:28.998
5 -	39.788	28.070	1:07.858	87.02	0.931	11:29:36.856
6 -	52.748	28.250	1:20.998 D	72.91	14.071	11:30:57.854
7 -	39.787	27.777	1:07.564	87.40	0.637	11:32:05.418
8 -	40.086	27.739	1:07.825	87.07	0.898	11:33:13.243
9 -	40.647	28.240	1:08.887	85.72	1.960	11:34:22.130
10 -	41.890	28.125	1:10.015	84.34	3.088	11:35:32.145
11 -	39.647	28.094	1:07.741	87.18	0.814	11:36:39.886
12 -	39.504	27.997	1:07.501 (3)	87.49	0.574	11:37:47.387
13 -	39.720	27.936	1:07.656	87.28	0.729	11:38:55.043

P26 33 M Patrick BOOTH			Audi TT 2.0 TFSI			
IDEAL LAP TIME : 1:07.175		BEST LAP TIME : 1:07.383		DIFFERENCE : 0.208		
LAP	SECTOR 1	SECTOR 2	LAP TIME	MPH	DIFF	TIME OF DAY
1 -	45.336	32.326	1:17.662	76.04	10.279	11:25:23.235
2 -	40.159	28.197	1:08.356	86.39	0.973	11:26:31.591
3 -	39.851	27.865	1:07.716 (3)	87.21	0.333	11:27:39.307
4 -	40.039	28.359	1:08.398	86.34	1.015	11:28:47.705
5 -	39.969	28.062	1:08.031	86.80	0.648	11:29:55.736
6 -	39.431	27.973	1:07.404 (2)	87.61	0.021	11:31:03.140
7 -	39.866	27.912	1:07.778	87.13	0.395	11:32:10.918
8 -	40.052	28.114	1:08.166	86.63	0.783	11:33:19.084
9 -	42.272	29.545	1:11.817	82.23	4.434	11:34:30.901
10 -	39.639	27.744	1:07.383 (1)	87.64		11:35:38.284
11 -	41.705	28.015	1:09.720 D	84.70	2.337	11:36:48.004
12 -	41.847	29.104	1:10.951	83.23	3.568	11:37:58.955

P27 111 M Tim GRAY			Audi TT 2.0 TFSI			
IDEAL LAP TIME : 1:07.781		BEST LAP TIME : 1:08.040		DIFFERENCE : 0.259		
LAP	SECTOR 1	SECTOR 2	LAP TIME	MPH	DIFF	TIME OF DAY
1 -	42.562	29.100	1:11.662	82.41	3.622	11:24:57.276
2 -	40.869	28.465	1:09.334	85.17	1.294	11:26:06.610
3 -	41.750	28.221	1:09.971	84.40	1.931	11:27:16.581
4 -	39.724	28.316	1:08.040 (1)	86.79		11:28:24.621
5 -	40.747	28.072	1:08.819	85.81	0.779	11:29:33.440
6 -	41.430	29.039	1:10.469	83.80	2.429	11:30:43.909
7 -	39.969	28.282	1:08.251	86.52	0.211	11:31:52.160
8 -	40.467	28.191	1:08.658	86.01	0.618	11:33:00.818
9 -	40.259	28.414	1:08.673	85.99	0.633	11:34:09.491
10 -	40.527	28.613	1:09.140	85.41	1.100	11:35:18.631
11 -	40.094	28.057	1:08.151 (2)	86.65	0.111	11:36:26.782
12 -	39.784	28.402	1:08.186 (3)	86.61	0.146	11:37:34.968
13 -	40.781	IN PIT	1:20.055 P	73.77	12.015	11:38:55.023

Demon Tweaks Audi TT Cup Championship

QUALIFYING - RACE 6 - SECTOR ANALYSIS



SECTOR 1 = FL to I1, SECTOR 2 = I1 to FL, DIFF = Difference To Personal Best Lap, P = Crossed Finish Line in Pit Lane, D = Time Disallowed

P28 55 M		David RICHARDSON		Audi TT 2.0 TFSI			
IDEAL LAP TIME : 1:08.105		BEST LAP TIME : 1:08.147		DIFFERENCE : 0.042			
LAP	SECTOR 1	SECTOR 2	LAP TIME	MPH	DIFF	TIME OF DAY	
1 -	42.681	28.450	1:11.131	83.02	2.984	11:24:56.340	
2 -	42.589	28.994	1:11.583	82.50	3.436	11:26:07.923	
3 -	40.859	28.516	1:09.375	85.12	1.228	11:27:17.298	
4 -	41.001	28.527	1:09.528	84.93	1.381	11:28:26.826	
5 -	41.317	29.068	1:10.385	83.90	2.238	11:29:37.211	
6 -	40.684	28.037	1:08.721	85.93	0.574	11:30:45.932	
7 -	40.226	28.050	1:08.276 (2)	86.49	0.129	11:31:54.208	
8 -	40.501	28.012	1:08.513 (3)	86.19	0.366	11:33:02.721	
9 -	40.344	28.271	1:08.615	86.06	0.468	11:34:11.336	
10 -	40.093	28.054	1:08.147 (1)	86.66		11:35:19.483	
11 -	40.590	28.162	1:08.752	85.89	0.605	11:36:28.235	
12 -	40.639	28.139	1:08.778	85.86	0.631	11:37:37.013	
13 -	40.583	28.555	1:09.138	85.41	0.991	11:38:46.151	

P29 40		Joe WEAVER		Audi TT 2.0 TFSI			
IDEAL LAP TIME : 1:09.172		BEST LAP TIME : 1:09.358		DIFFERENCE : 0.186			
LAP	SECTOR 1	SECTOR 2	LAP TIME	MPH	DIFF	TIME OF DAY	
1 -	42.043	27.939	1:09.982 (2)	84.38	0.624	11:24:56.745	
2 -	41.233	28.125	1:09.358 (1)	85.14		11:26:06.103	
3 -	56.560	IN PIT	1:35.647 P	61.74	26.289	11:27:41.750	
4 -	OUTLAP	28.223	5:02.423	19.52	3:53.065	11:32:44.173	
5 -	46.237	IN PIT	1:20.328 P	73.51	10.970	11:34:04.501	
6 -	OUTLAP	29.102	2:14.288	43.97	1:04.930	11:36:18.789	
7 -	45.974	28.087	1:14.061 (3)	79.74	4.703	11:37:32.850	
8 -	45.864	28.240	1:14.104	79.69	4.746	11:38:46.954	

Demon Tweeks Audi TT Cup Championship

QUALIFYING - RACE 6 - BEST SECTORS

SECTOR 1			SECTOR 2			IDEAL / BEST COMPARISON						
POS	NO	NAME	TIME	NO	NAME	TIME	POS	NO	NAME	IDEAL	BEST	DIFF
									PERFECT LAP	1:04.588		
1	6	BURNS	38.312	6	BURNS	26.276	1	6	BURNS	1:04.588	1:04.591	0.003
2	73	MAKAR	38.386	72	LUFF	26.540	2	72	LUFF	1:04.955	1:05.055	0.100
3	72	LUFF	38.415	45	SWIFT	26.553	3	73	MAKAR	1:05.130	1:05.287	0.157
4	51	HANDLEY	38.438	48	STACEY	26.657	4	51	HANDLEY	1:05.147	1:05.183	0.036
5	77	FODEN	38.467	11	BLAIR	26.703	5	45	SWIFT	1:05.189	1:05.268	0.079
6	38	WROOT	38.570	51	HANDLEY	26.709	6	77	FODEN	1:05.224	1:05.230	0.006
7	57	HEADING	38.583	27	GRICE	26.714	7	48	STACEY	1:05.244	1:05.364	0.120
8	48	STACEY	38.587	73	MAKAR	26.744	8	57	HEADING	1:05.393	1:05.393	0.000
9	45	SWIFT	38.636	44	BUDD	26.750	9	44	BUDD	1:05.441	1:05.491	0.050
10	196	BRADY	38.640	77	FODEN	26.757	10	11	BLAIR	1:05.490	1:05.609	0.119
11	44	BUDD	38.691	52	LUTI	26.778	11	196	BRADY	1:05.491	1:05.630	0.139
12	21	SMITH	38.735	57	HEADING	26.810	12	38	WROOT	1:05.515	1:05.681	0.166
13	47	BUDD	38.781	21	SMITH	26.842	13	52	LUTI	1:05.570	1:05.614	0.044
14	75	DEVINE-KING	38.782	196	BRADY	26.851	14	21	SMITH	1:05.577	1:05.617	0.040
15	11	BLAIR	38.787	9	WILLIAMS	26.890	15	47	BUDD	1:05.788	1:05.875	0.087
16	52	LUTI	38.792	5	MEAGHER	26.913	16	9	WILLIAMS	1:05.831	1:05.982	0.151
17	104	CHAPMAN	38.812	38	WROOT	26.945	17	15	DYER	1:05.831	1:05.968	0.137
18	15	DYER	38.836	15	DYER	26.995	18	27	GRICE	1:05.832	1:05.901	0.069
19	9	WILLIAMS	38.941	47	BUDD	27.007	19	75	DEVINE-KING	1:05.836	1:06.340	0.504
20	5	MEAGHER	39.018	75	DEVINE-KING	27.054	20	104	CHAPMAN	1:05.879	1:06.134	0.255
21	27	GRICE	39.118	104	CHAPMAN	27.067	21	5	MEAGHER	1:05.931	1:05.931	0.000
22	211	SMITH	39.320	211	SMITH	27.209	22	211	SMITH	1:06.529	1:06.581	0.052
23	58	HARRIS	39.386	58	HARRIS	27.425	23	58	HARRIS	1:06.811	1:06.865	0.054
24	24	SAVAGE	39.406	24	SAVAGE	27.521	24	24	SAVAGE	1:06.927	1:06.927	0.000
25	33	BOOTH	39.431	33	BOOTH	27.744	25	33	BOOTH	1:07.175	1:07.383	0.208
26	111	GRAY	39.724	40	WEAVER	27.939	26	111	GRAY	1:07.781	1:08.040	0.259
27	55	RICHARDSON	40.093	55	RICHARDSON	28.012	27	55	RICHARDSON	1:08.105	1:08.147	0.042
28	40	WEAVER	41.233	111	GRAY	28.057	28	40	WEAVER	1:09.172	1:09.358	0.186
29							29	22	PELOSI		1:04.905	

Demon Tweaks Audi TT Cup Championship

QUALIFYING - RACE 6 - STATISTICS

Competitors Started 29
Planned Start 2024-08-17 @ 11:45:00.000
Actual Start 2024-08-17 @ 11:22:48.928
Finish Time 2024-08-17 @ 11:37:49.758
Track Length 1.6404mi.
Total Laps 329
Total Distance Covered 539.7124mi.

Session Fastest Lap History

NO	CL	NAME	LAP TIME	TIME OF DAY	LAP	VEHICLE
11		Adam BLAIR	1:11.278	11:24:39.643	1	Audi TT 2.0 TFSI
45		Carl SWIFT	1:06.507	11:24:42.145	1	Audi TT 2.0 TFSI
11		Adam BLAIR	1:06.049	11:25:45.692	2	Audi TT 2.0 TFSI
6		Bradley BURNS	1:05.397	11:25:48.619	2	Audi TT 2.0 TFSI
72		Matt LUFF	1:05.212	11:25:49.215	2	Audi TT 2.0 TFSI
22		Jason PELOSI	1:04.905	11:25:50.349	2	Audi TT 2.0 TFSI
6		Bradley BURNS	1:04.766	11:27:59.446	4	Audi TT 2.0 TFSI
6		Bradley BURNS	1:04.591	11:29:04.037	5	Audi TT 2.0 TFSI

Flag History

TYPE	TIME OF DAY
GREEN	11:22:48.928
FINISH	11:37:49.758

Flag Statistics

TYPE	COUNT	TOTAL LAPS	TOTAL TIME
Green	1	13	16:28.721
Red	0	0	0.000
Safety Car	0	0	0.000
FCY	0	0	0.000

Demon Tweaks Audi TT Cup Championship

QUALIFYING - RACE 6 - STATISTICS

CLASS :

23 Starters

Fastest Lap History

NO	NAME	LAP TIME	TIME OF DAY	LAP	VEHICLE
11	Adam BLAIR	1:11.278	11:24:39.643	1	Audi TT 2.0 TFSI
45	Carl SWIFT	1:06.507	11:24:42.145	1	Audi TT 2.0 TFSI
11	Adam BLAIR	1:06.049	11:25:45.692	2	Audi TT 2.0 TFSI
6	Bradley BURNS	1:05.397	11:25:48.619	2	Audi TT 2.0 TFSI
72	Matt LUFF	1:05.212	11:25:49.215	2	Audi TT 2.0 TFSI
22	Jason PELOSI	1:04.905	11:25:50.349	2	Audi TT 2.0 TFSI
6	Bradley BURNS	1:04.766	11:27:59.446	4	Audi TT 2.0 TFSI
6	Bradley BURNS	1:04.591	11:29:04.037	5	Audi TT 2.0 TFSI

Demon Tweeks Audi TT Cup Championship

QUALIFYING - RACE 6 - STATISTICS

CLASS : M


6 Starters

Fastest Lap History

NO	NAME	LAP TIME	TIME OF DAY	LAP	VEHICLE
21	Sean SMITH	1:07.133	11:24:47.729	1	Audi TT 2.0 TFSI
21	Sean SMITH	1:05.847	11:25:53.575	2	Audi TT 2.0 TFSI
21	Sean SMITH	1:05.617	11:28:04.995	4	Audi TT 2.0 TFSI


Demon Tweeks Audi TT Cup Championship

RACE 6 - GRID (15 minutes)

ROW 15	28	55 1:08.147 David RICHARDSON	29	40 1:09.358 Joe WEAVER
ROW 14	26	33 1:07.383 Patrick BOOTH	27	111 1:08.040 Tim GRAY
ROW 13	24	58 1:06.865 Mike HARRIS	25	24 1:06.927 Paul SAVAGE
ROW 12	22	75 1:06.340 Oliver DEVINE-KING	23	211 1:06.581 Ruby SMITH
ROW 11	20	9 1:05.982 Jonathan WILLIAMS	21	104 1:06.134 Daniel CHAPMAN
ROW 10	18	5 1:05.931 Sam MEAGHER	19	15 1:05.968 Andrew DYER
ROW 9	16	47 1:05.875 Daniel BUDD	17	27 1:05.901 Mark GRICE
ROW 8	14	196 1:05.630 Nick BRADY	15	38 1:05.681 Morgan WROOT
ROW 7	12	52 1:05.614 Paul LUTI	13	21 1:05.617 Sean SMITH
ROW 6	10	44 1:05.491 Charles BUDD	11	11 1:05.609 Adam BLAIR
ROW 5	8	48 1:05.364 William STACEY	9	57 1:05.393 Sam HEADING
ROW 4	6	45 1:05.268 Carl SWIFT	7	73 1:05.287 Ross MAKAR
ROW 3	4	51 1:05.183 Luke HANDLEY	5	77 1:05.230 Steve FODEN
ROW 2	2	22 1:04.905 Jason PELOSI	3	72 1:05.055 Matt LUFF
ROW 1			1	6 1:04.591 Bradley BURNS
Pole				
				

These results are provisional until the conclusion of any judicial and technical matters.

Silverstone National: 1.6404 miles

Clerk Of Course: Andrew Roberts	Stewards:	Timekeeper: Sarah Evans	
---------------------------------	-----------	-------------------------	---

Results can be found at www.tsl-timing.com

Printed - 11:48 Saturday, 17 August 2024

Demon Tweeks Audi TT Cup Championship
RACE 6 - CLASSIFICATION - AMENDED

Race Distance: 14 Laps / 22.96 miles

POS	NO	CL	PIC	NAME	ENTRY	LAPS	TIME	GAP	DIFF	MPH	BEST	ON	GRD	↑↓
1	6		1	Bradley BURNS	Audi TT 2.0 TFSI	14	15:21.511			89.72	1:05.324	2	1	0
2	72		2	Matt LUFF	Audi TT 2.0 TFSI	14	15:25.617	4.106	4.106	89.32	1:05.329	2	3	1
3	45		3	Carl SWIFT	Audi TT 2.0 TFSI	14	15:31.047	9.536	5.430	88.80	1:05.426	2	6	3
4	51		4	Luke HANDLEY	Audi TT 2.0 TFSI	14	15:32.254	10.743	1.207	88.68	1:05.948	3	4	0
5	57		5	Sam HEADING	Audi TT 2.0 TFSI	14	15:32.769	11.258	0.515	88.63	1:05.613	10	9	4
6	22		6	Jason PELOSI	Audi TT 2.0 TFSI	14	15:33.651	12.140	0.882	88.55	1:05.649	2	2	-4
7	21	M	1	Sean SMITH	Audi TT 2.0 TFSI	14	15:33.820	12.309	0.169	88.53	1:05.823	4	13	6
8	52		7	Paul LUTI	Audi TT 2.0 TFSI	14	15:35.842	14.331	2.022	88.34	1:06.056	10	12	4
9	11		8	Adam BLAIR	Audi TT 2.0 TFSI	14	15:37.080	15.569	1.238	88.23	1:05.877	9	11	2
10	15		9	Andrew DYER	Audi TT 2.0 TFSI	14	15:37.829	16.318	0.749	88.16	1:06.164	9	19	9
11	5		10	Sam MEAGHER	Audi TT 2.0 TFSI	14	15:42.787	21.276	4.958	87.69	1:06.061	6	18	7
12	27		11	Mark GRICE	Audi TT 2.0 TFSI	14	15:42.923	21.412	0.136	87.68	1:06.195	8	17	5
13	9	M	2	Jonathan WILLIAMS	Audi TT 2.0 TFSI	14	15:44.483	22.972	1.560	87.53	1:06.310	10	20	7
14	196		12	Nick BRADY	Audi TT 2.0 TFSI	14	15:44.741	23.230	0.258	87.51	1:06.573	12	14	0
15	77		13	Steve FODEN	Audi TT 2.0 TFSI	14	15:46.919	25.408	2.178	87.31	1:06.430	13	5	-10
16	104		14	Daniel CHAPMAN	Audi TT 2.0 TFSI	14	15:47.724	26.213	0.805	87.23	1:06.734	9	21	5
17	78		15	Richard FORBER	Audi TT 2.0 TFSI	14	15:48.129	26.618	0.405	87.20	1:06.360	5	30	13
18	47		16	Daniel BUDD	Audi TT 2.0 TFSI	14	15:49.263	27.752	1.134	87.09	1:06.300	7	16	-2
19	40		17	Joe WEAVER	Audi TT 2.0 TFSI	14	15:52.169	30.658	2.906	86.83	1:06.972	4	29	10
20	75		18	Oliver DEVINE-KING	Audi TT 2.0 TFSI	14	15:52.661	31.150	0.492	86.78	1:06.350	5	22	2
21	211		19	Ruby SMITH	Audi TT 2.0 TFSI	14	15:56.584	35.073	3.923	86.43	1:06.835	9	23	2
22	24	M	3	Paul SAVAGE	Audi TT 2.0 TFSI	14	15:59.546	38.035	2.962	86.16	1:07.093	6	25	3
23	58		20	Mike HARRIS	Audi TT 2.0 TFSI	14	16:00.026	38.515	0.480	86.12	1:07.008	4	24	1
24	38		21	Morgan WROOT	Audi TT 2.0 TFSI	14	16:07.102	45.591	7.076	85.49	1:07.063	2	15	-9
25	111	M	4	Tim GRAY	Audi TT 2.0 TFSI	14	16:07.573	46.062	0.471	85.45	1:07.476	12	27	2

NOT CLASSIFIED

DNF	33	M		Patrick BOOTH	Audi TT 2.0 TFSI	12	13:36.372	2 Laps	2 Laps	86.80	1:06.829	2	26	
DNF	48			William STACEY	Audi TT 2.0 TFSI	2	2:35.483	12 Laps	10 Laps	75.96	1:11.199	1	8	
DNF	73			Ross MAKAR	Audi TT 2.0 TFSI	1	1:11.167	13 Laps	1 Lap	82.98	1:11.167	1	7	
DNF	44			Charles BUDD	Audi TT 2.0 TFSI	0							10	
DQ	55*	M		David RICHARDSON	Audi TT 2.0 TFSI								28	

FASTEST LAP

6				Bradley BURNS	Audi TT 2.0 TFSI	2	1:05.324			90.40 mph			145.49 kph	
21	M			Sean SMITH	Audi TT 2.0 TFSI	4	1:05.823			89.72 mph			144.39 kph	


Comments: Car 55 - Disqualified from the results of the race (G5.3) - Contravention of Championship Regulation 5.7.1

Weather / Track : Bright / Dry

Date: 17/08/2024 Start: 16:00 Finish: 16:16

These results are provisional until the conclusion of any judicial and technical matters.

Silverstone National: 1.6404 miles

Clerk Of Course: Andrew Roberts	Stewards:	Timekeeper: Sarah Evans	
---------------------------------	-----------	-------------------------	---

Results can be found at www.tsl-timing.com

Printed - 07:22 Sunday, 18 August 2024

Demon Tweeks Audi TT Cup Championship

RACE 6 - LAP CHART

LAP 1 @ 16:02:02.764			LAP 2 @ 16:03:08.088			LAP 3 @ 16:04:13.599			LAP 4 @ 16:05:19.024			LAP 5 @ 16:06:24.452		
NO	BEHIND	LAP TIME	NO	BEHIND	LAP TIME	NO	BEHIND	LAP TIME	NO	BEHIND	LAP TIME	NO	BEHIND	LAP TIME
6		1:07.909	6		1:05.324	6		1:05.511	6		1:05.425	6		1:05.428
72	0.866	1:08.775	72	0.871	1:05.329	72	0.732	1:05.372	72	0.972	1:05.665	72	1.465	1:05.921
22	1.619	1:09.528	22	1.944	1:05.649	51	3.220	1:05.948	51	4.218	1:06.423	51	5.172	1:06.382
51	2.117	1:10.026	51	2.783	1:05.990	22	3.588	1:07.155	22	4.468	1:06.305	45	5.542	1:06.124
45	2.902	1:10.811	45	3.004	1:05.426	45	3.905	1:06.412	45	4.846	1:06.366	22	5.734	1:06.694
73	3.258	1:11.167	21	4.790	1:06.021	21	5.238	1:05.959	21	5.636	1:05.823	21	6.534	1:06.326
48	3.290	1:11.199	15	5.495	1:06.191	52	6.958	1:06.752	52	7.718	1:06.185	52	8.476	1:06.186
11	3.603	1:11.512	52	5.717	1:06.671	15	7.296	1:07.312	15	8.090	1:06.219	15	9.209	1:06.547
77	3.786	1:11.695	11	6.250	1:07.971	57	7.501	1:06.646	57	8.237	1:06.161	57	9.313	1:06.504
21	4.093	1:12.002	57	6.366	1:07.518	11	7.784	1:07.045	11	9.176	1:06.817	11	10.059	1:06.311
57	4.172	1:12.081	38	6.904	1:07.063	5	8.623	1:07.216	5	10.188	1:06.990	5	10.837	1:06.077
52	4.370	1:12.279	5	6.918	1:06.612	38	8.632	1:07.239	47	10.911	1:07.210	47	12.157	1:06.674
15	4.628	1:12.537	196	7.267	1:07.446	47	9.126	1:07.058	38	11.013	1:07.806	196	12.790	1:07.034
196	5.145	1:13.054	47	7.579	1:07.272	196	9.483	1:07.727	196	11.184	1:07.126	27	12.886	1:06.748
38	5.165	1:13.074	27	7.778	1:07.122	27	9.815	1:07.548	27	11.566	1:07.176	38	12.972	1:07.387
5	5.630	1:13.539	104	8.167	1:07.281	104	10.123	1:07.467	104	11.957	1:07.259	104	14.081	1:07.552
47	5.631	1:13.540	9	8.402	1:07.513	9	10.415	1:07.524	9	12.086	1:07.096	9	14.110	1:07.452
27	5.980	1:13.889	33	9.300	1:06.829	33	11.046	1:07.257	33	12.976	1:07.355	77	15.038	1:07.112
104	6.210	1:14.119	77	10.354	1:11.892	77	11.714	1:06.871	77	13.354	1:07.065	33	15.087	1:07.539
9	6.213	1:14.122	58	11.083	1:08.332	58	12.907	1:07.335	58	14.490	1:07.008	58	16.080	1:07.018
33	7.795	1:15.704	40	11.323	1:08.148	40	13.647	1:07.835	40	15.194	1:06.972	40	16.825	1:07.059
58	8.075	1:15.984	211	11.942	1:08.395	211	14.704	1:08.273	78	16.214	1:06.883	78	17.146	1:06.360
40	8.499	1:16.408	24	12.186	1:08.223	78	14.756	1:07.733	24	17.293	1:07.536	75	18.493	1:06.350
211	8.871	1:16.780	75	12.437	1:07.986	24	15.182	1:08.507	75	17.571	1:07.304	24	19.051	1:07.186
24	9.287	1:17.196	78	12.534	1:07.908	75	15.692	1:08.766	211	18.037	1:08.758	211	19.568	1:06.959
75	9.775	1:17.684	111	13.791	1:08.234	111	16.659	1:08.379	111	19.551	1:08.317	111	22.639	1:08.516
78	9.950	1:17.859	55	16.029	1:09.730	55	19.575	1:09.057	55	24.195	1:10.045	55	28.261	1:09.494
111	10.881	1:18.790	48	22.250	1:24.284 P									
55	11.623	1:19.532												

Demon Tweeks Audi TT Cup Championship

RACE 6 - LAP CHART

LAP 6 @ 16:07:30.104			LAP 7 @ 16:08:35.791			LAP 8 @ 16:09:41.438			LAP 9 @ 16:10:47.193			LAP 10 @ 16:11:52.896		
NO	BEHIND	LAP TIME	NO	BEHIND	LAP TIME	NO	BEHIND	LAP TIME	NO	BEHIND	LAP TIME	NO	BEHIND	LAP TIME
6		1:05.652	6		1:05.687	6		1:05.647	6		1:05.755	6		1:05.703
72	1.647	1:05.834	72	1.807	1:05.847	72	2.212	1:06.052	72	2.564	1:06.107	72	3.127	1:06.266
51	6.196	1:06.676	51	6.829	1:06.320	51	7.460	1:06.278	51	7.967	1:06.262	45	8.386	1:05.818
45	6.472	1:06.582	22	7.316	1:06.315	45	8.190	1:06.142	45	8.271	1:05.836	51	8.576	1:06.312
22	6.688	1:06.606	45	7.695	1:06.910	22	8.431	1:06.762	22	8.674	1:05.998	22	8.942	1:05.971
21	7.096	1:06.214	21	8.147	1:06.738	21	8.912	1:06.412	21	9.184	1:06.027	21	9.765	1:06.284
52	8.984	1:06.160	52	9.549	1:06.252	57	10.024	1:05.957	57	10.229	1:05.960	57	10.139	1:05.613
57	9.468	1:05.807	57	9.714	1:05.933	52	10.366	1:06.464	52	10.910	1:06.299	52	11.263	1:06.056
15	10.049	1:06.492	15	10.972	1:06.610	11	11.511	1:06.176	11	11.633	1:05.877	11	11.841	1:05.911
11	10.475	1:06.068	11	10.982	1:06.194	15	12.180	1:06.855	15	12.589	1:06.164	15	13.587	1:06.701
5	11.246	1:06.061	5	11.900	1:06.341	5	12.715	1:06.462	5	14.108	1:07.148	5	15.196	1:06.791
47	12.918	1:06.413	47	13.531	1:06.300	47	14.352	1:06.468	47	15.281	1:06.684	47	16.083	1:06.505
27	14.305	1:07.071	27	14.880	1:06.262	27	15.428	1:06.195	27	16.095	1:06.422	27	17.053	1:06.661
196	14.968	1:07.830	196	15.948	1:06.667	196	17.076	1:06.775	196	17.898	1:06.577	9	18.971	1:06.310
38	15.419	1:08.099	9	16.948	1:07.108	9	17.704	1:06.403	9	18.364	1:06.415	196	19.460	1:07.265
9	15.527	1:07.069	104	17.303	1:07.120	104	18.654	1:06.998	104	19.633	1:06.734	104	20.787	1:06.857
104	15.870	1:07.441	77	17.440	1:07.112	77	19.037	1:07.244	77	19.801	1:06.519	77	21.187	1:07.089
77	16.015	1:06.629	33	18.626	1:07.485	78	20.165	1:06.887	78	21.210	1:06.800	78	22.321	1:06.814
33	16.828	1:07.393	38	18.669	1:08.937	33	20.943	1:07.964	33	22.677	1:07.489	33	24.471	1:07.497
78	17.995	1:06.501	78	18.925	1:06.617	40	21.786	1:07.099	40	23.134	1:07.103	40	24.743	1:07.312
58	17.998	1:07.570	40	20.334	1:07.726	38	22.502	1:09.480	75	23.981	1:06.833	75	25.240	1:06.962
40	18.295	1:07.122	75	21.367	1:07.736	75	22.903	1:07.183	24	25.739	1:07.335	24	28.104	1:08.068
75	19.318	1:06.477	58	21.715	1:09.404	24	24.159	1:07.432	211	26.204	1:06.835	211	28.465	1:07.964
24	20.492	1:07.093	24	22.374	1:07.569	211	25.124	1:08.037	38	26.764	1:10.017	58	29.821	1:07.999
211	21.092	1:07.176	211	22.734	1:07.329	58	25.399	1:09.331	58	27.525	1:07.881	38	30.594	1:09.533
111	25.793	1:08.806	111	28.422	1:08.316	111	31.281	1:08.506	111	34.329	1:08.803	111	37.505	1:08.879
55	32.228	1:09.619	55	36.078	1:09.537	55	40.227	1:09.796	55	43.732	1:09.260	55	47.133	1:09.104

Demon Tweeks Audi TT Cup Championship

RACE 6 - LAP CHART

LAP 11 @ 16:12:58.648			LAP 12 @ 16:14:04.548			LAP 13 @ 16:15:10.306			LAP 14 @ 16:16:16.366		
NO	BEHIND	LAP TIME	NO	BEHIND	LAP TIME	NO	BEHIND	LAP TIME	NO	BEHIND	LAP TIME
6		1:05.752	6		1:05.900	6		1:05.758	6		1:06.060
72	3.477	1:06.102	72	3.711	1:06.134	72	4.032	1:06.079	72	4.106	1:06.134
45	9.154	1:06.520	45	9.203	1:05.949	45	9.278	1:05.833	45	9.536	1:06.318
51	9.570	1:06.746	51	9.763	1:06.093	51	10.281	1:06.276	51	10.743	1:06.522
22	9.729	1:06.539	22	10.436	1:06.607	57	11.107	1:06.105	57	11.258	1:06.211
21	10.643	1:06.630	57	10.760	1:05.995	22	11.399	1:06.721	22	12.140	1:06.801
57	10.665	1:06.278	21	11.027	1:06.284	21	11.882	1:06.613	21	12.309	1:06.487
52	12.150	1:06.639	52	12.944	1:06.694	52	13.750	1:06.564	52	14.331	1:06.641
11	12.155	1:06.066	11	13.189	1:06.934	11	15.107	1:07.676	11	15.569	1:06.522
15	14.355	1:06.520	15	14.858	1:06.403	15	15.827	1:06.727	15	16.318	1:06.551
5	16.456	1:07.012	5	17.540	1:06.984	5	18.420	1:06.638	5	21.276	1:08.916
47	16.882	1:06.551	47	17.843	1:06.861	47	19.177	1:07.092	27	21.412	1:08.140
27	17.603	1:06.302	27	18.152	1:06.449	27	19.332	1:06.938	9	22.972	1:07.209
9	19.971	1:06.752	9	20.641	1:06.570	9	21.823	1:06.940	196	23.230	1:07.168
196	20.532	1:06.824	196	21.205	1:06.573	196	22.122	1:06.675	77	25.408	1:07.244
104	22.104	1:07.069	77	23.552	1:07.196	77	24.224	1:06.430	104	26.213	1:07.181
77	22.256	1:06.821	104	23.758	1:07.554	104	25.092	1:07.092	78	26.618	1:07.218
78	23.300	1:06.731	78	24.495	1:07.095	78	25.460	1:06.723	47	27.752	1:14.635
33	25.658	1:06.939	33	26.679	1:06.921	40	29.333	1:07.842	40	30.658	1:07.385
40	25.978	1:06.987	40	27.249	1:07.171	75	29.718	1:07.704	75	31.150	1:07.492
75	26.645	1:07.157	75	27.772	1:07.027	211	33.599	1:07.169	211	35.073	1:07.534
211	30.380	1:07.667	211	32.188	1:07.708	24	35.888	1:07.749	24	38.035	1:08.207
24	31.795	1:09.443	24	33.897	1:08.002	58	36.723	1:08.245	58	38.515	1:07.852
58	32.445	1:08.376	58	34.236	1:07.691	38	41.923	1:09.587	38	45.591	1:09.728
38	34.384	1:09.542	38	38.094	1:09.610	111	43.693	1:08.400	111	46.062	1:08.429
111	39.475	1:07.722	111	41.051	1:07.476	55	59.096	1:10.505	55	1:03.522	1:10.486
55	50.776	1:09.395	55	54.349	1:09.473						

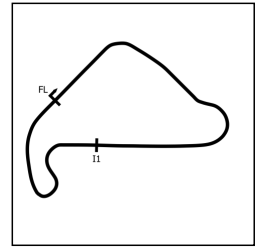
Demon Tweeks Audi TT Cup Championship

RACE 6 - POSITION CHART

No	Name	Lap														
		Pos	1	2	3	4	5	6	7	8	9	10	11	12	13	14
6	BURNS	1	6	6	6	6	6	6	6	6	6	6	6	6	6	6
22	PELOSI	2	72	72	72	72	72	72	72	72	72	72	72	72	72	72
72	LUFF	3	22	22	51	51	51	51	51	51	51	45	45	45	45	45
51	HANDLEY	4	51	51	22	22	45	45	22	45	45	51	51	51	51	51
77	FODEN	5	45	45	45	45	22	22	45	22	22	22	22	22	57	57
45	SWIFT	6	73	21	21	21	21	21	21	21	21	21	21	57	22	22
73	MAKAR	7	48	15	52	52	52	52	52	57	57	57	57	21	21	21
48	STACEY	8	11	52	15	15	15	57	57	52	52	52	52	52	52	52
57	HEADING	9	77	11	57	57	57	15	15	11	11	11	11	11	11	11
44	BUDD	10	21	57	11	11	11	11	11	15	15	15	15	15	15	15
11	BLAIR	11	57	38	5	5	5	5	5	5	5	5	5	5	5	5
52	LUTI	12	52	5	38	47	47	47	47	47	47	47	47	47	47	27
21	SMITH	13	15	196	47	38	196	27	27	27	27	27	27	27	27	9
196	BRADY	14	196	47	196	196	27	196	196	196	196	9	9	9	9	196
38	WROOT	15	38	27	27	27	38	38	9	9	9	196	196	196	196	77
47	BUDD	16	5	104	104	104	104	9	104	104	104	104	104	77	77	104
27	GRICE	17	47	9	9	9	9	104	77	77	77	77	77	104	104	78
5	MEAGHER	18	27	33	33	33	77	77	33	78	78	78	78	78	78	47
15	DYER	19	104	77	77	77	33	33	38	33	33	33	33	33	40	40
9	WILLIAMS	20	9	58	58	58	58	78	78	40	40	40	40	40	75	75
104	CHAPMAN	21	33	40	40	40	40	58	40	38	75	75	75	75	211	211
75	DEVINE-KING	22	58	211	211	78	78	40	75	75	24	24	211	211	24	24
211	SMITH	23	40	24	78	24	75	75	58	24	211	211	24	24	58	58
58	HARRIS	24	211	75	24	75	24	24	24	211	38	58	58	58	38	38
24	SAVAGE	25	24	78	75	211	211	211	211	58	58	38	38	38	111	111
33	BOOTH	26	75	111	111	111	111	111	111	111	111	111	111	111	55	55
111	GRAY	27	78	55	55	55	55	55	55	55	55	55	55	55		
55	RICHARDSON	28	111	48												
40	WEAVER	29	55													
78	FORBER	30														

Demon Tweaks Audi TT Cup Championship

RACE 6 - SECTOR ANALYSIS



SECTOR 1 = FL to I1, SECTOR 2 = I1 to FL, DIFF = Difference To Personal Best Lap, P = Crossed Finish Line in Pit Lane, D = Time Disallowed

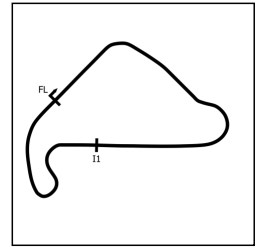
P1 6		Bradley BURNS		Audi TT 2.0 TFSI			
IDEAL LAP TIME : 1:05.307		BEST LAP TIME : 1:05.324		DIFFERENCE : 0.017			
LAP	SECTOR 1	SECTOR 2	LAP TIME	MPH	DIFF	TIME OF DAY	
1 -		26.718	1:07.909	86.96	2.585	16:02:02.764	
2 -	38.708	26.616	1:05.324 (1)	90.40		16:03:08.088	
3 -	38.691	26.820	1:05.511	90.14	0.187	16:04:13.599	
4 -	38.739	26.686	1:05.425 (2)	90.26	0.101	16:05:19.024	
5 -	38.785	26.643	1:05.428 (3)	90.26	0.104	16:06:24.452	
6 -	38.941	26.711	1:05.652	89.95	0.328	16:07:30.104	
7 -	38.887	26.800	1:05.687	89.90	0.363	16:08:35.791	
8 -	38.845	26.802	1:05.647	89.96	0.323	16:09:41.438	
9 -	38.904	26.851	1:05.755	89.81	0.431	16:10:47.193	
10 -	38.871	26.832	1:05.703	89.88	0.379	16:11:52.896	
11 -	38.919	26.833	1:05.752	89.81	0.428	16:12:58.648	
12 -	39.011	26.889	1:05.900	89.61	0.576	16:14:04.548	
13 -	38.926	26.832	1:05.758	89.80	0.434	16:15:10.306	
14 -	39.168	26.892	1:06.060	89.39	0.736	16:16:16.366	

P2 72		Matt LUFF		Audi TT 2.0 TFSI			
IDEAL LAP TIME : 1:05.329		BEST LAP TIME : 1:05.329		DIFFERENCE : 0.000			
LAP	SECTOR 1	SECTOR 2	LAP TIME	MPH	DIFF	TIME OF DAY	
1 -		26.807	1:08.775	85.86	3.446	16:02:03.630	
2 -	38.626	26.703	1:05.329 (1)	90.39		16:03:08.959	
3 -	38.642	26.730	1:05.372 (2)	90.33	0.043	16:04:14.331	
4 -	38.746	26.919	1:05.665 (3)	89.93	0.336	16:05:19.996	
5 -	38.931	26.990	1:05.921	89.58	0.592	16:06:25.917	
6 -	38.787	27.047	1:05.834	89.70	0.505	16:07:31.751	
7 -	38.811	27.036	1:05.847	89.68	0.518	16:08:37.598	
8 -	39.009	27.043	1:06.052	89.40	0.723	16:09:43.650	
9 -	38.844	27.263	1:06.107	89.33	0.778	16:10:49.757	
10 -	39.062	27.204	1:06.266	89.12	0.937	16:11:56.023	
11 -	39.055	27.047	1:06.102	89.34	0.773	16:13:02.125	
12 -	39.051	27.083	1:06.134	89.29	0.805	16:14:08.259	
13 -	39.042	27.037	1:06.079	89.37	0.750	16:15:14.338	
14 -	39.061	27.073	1:06.134	89.29	0.805	16:16:20.472	

P3 45		Carl SWIFT		Audi TT 2.0 TFSI			
IDEAL LAP TIME : 1:05.426		BEST LAP TIME : 1:05.426		DIFFERENCE : 0.000			
LAP	SECTOR 1	SECTOR 2	LAP TIME	MPH	DIFF	TIME OF DAY	
1 -		27.243	1:10.811	83.39	5.385	16:02:05.666	
2 -	38.670	26.756	1:05.426 (1)	90.26		16:03:11.092	
3 -	38.941	27.471	1:06.412	88.92	0.986	16:04:17.504	
4 -	38.899	27.467	1:06.366	88.98	0.940	16:05:23.870	
5 -	38.928	27.196	1:06.124	89.31	0.698	16:06:29.994	
6 -	39.482	27.100	1:06.582	88.69	1.156	16:07:36.576	
7 -	39.921	26.989	1:06.910	88.26	1.484	16:08:43.486	
8 -	39.064	27.078	1:06.142	89.28	0.716	16:09:49.628	
9 -	38.744	27.092	1:05.836	89.70	0.410	16:10:55.464	
10 -	38.683	27.135	1:05.818 (2)	89.72	0.392	16:12:01.282	
11 -	39.156	27.364	1:06.520	88.78	1.094	16:13:07.802	
12 -	39.087	26.862	1:05.949	89.54	0.523	16:14:13.751	
13 -	39.018	26.815	1:05.833 (3)	89.70	0.407	16:15:19.584	
14 -	39.444	26.874	1:06.318	89.05	0.892	16:16:25.902	

Demon Tweaks Audi TT Cup Championship

RACE 6 - SECTOR ANALYSIS



SECTOR 1 = FL to I1, SECTOR 2 = I1 to FL, DIFF = Difference To Personal Best Lap, P = Crossed Finish Line in Pit Lane, D = Time Disallowed

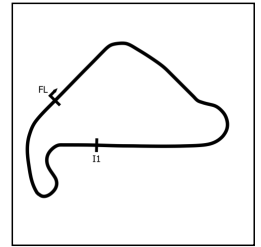
P4 51		Luke HANDLEY		Audi TT 2.0 TFSI		
IDEAL LAP TIME : 1:05.834		BEST LAP TIME : 1:05.948		DIFFERENCE : 0.114		
LAP	SECTOR 1	SECTOR 2	LAP TIME	MPH	DIFF	TIME OF DAY
1 -		27.035	1:10.026	84.33	4.078	16:02:04.881
2 -	38.956	27.034	1:05.990 (2)	89.49	0.042	16:03:10.871
3 -	38.808	27.140	1:05.948 (1)	89.55		16:04:16.819
4 -	39.136	27.287	1:06.423	88.90	0.475	16:05:23.242
5 -	39.339	27.043	1:06.382	88.96	0.434	16:06:29.624
6 -	39.570	27.106	1:06.676	88.57	0.728	16:07:36.300
7 -	39.202	27.118	1:06.320	89.04	0.372	16:08:42.620
8 -	38.954	27.324	1:06.278	89.10	0.330	16:09:48.898
9 -	39.119	27.143	1:06.262	89.12	0.314	16:10:55.160
10 -	38.894	27.418	1:06.312	89.05	0.364	16:12:01.472
11 -	39.336	27.410	1:06.746	88.47	0.798	16:13:08.218
12 -	39.033	27.060	1:06.093 (3)	89.35	0.145	16:14:14.311
13 -	39.250	27.026	1:06.276	89.10	0.328	16:15:20.587
14 -	39.399	27.123	1:06.522	88.77	0.574	16:16:27.109

P5 57		Sam HEADING		Audi TT 2.0 TFSI		
IDEAL LAP TIME : 1:05.515		BEST LAP TIME : 1:05.613		DIFFERENCE : 0.098		
LAP	SECTOR 1	SECTOR 2	LAP TIME	MPH	DIFF	TIME OF DAY
1 -		27.309	1:12.081	81.93	6.468	16:02:06.936
2 -	39.665	27.853	1:07.518	87.46	1.905	16:03:14.454
3 -	39.059	27.587	1:06.646	88.61	1.033	16:04:21.100
4 -	39.018	27.143	1:06.161	89.26	0.548	16:05:27.261
5 -	39.239	27.265	1:06.504	88.80	0.891	16:06:33.765
6 -	39.039	26.768	1:05.807 (2)	89.74	0.194	16:07:39.572
7 -	38.758	27.175	1:05.933 (3)	89.57	0.320	16:08:45.505
8 -	38.976	26.981	1:05.957	89.53	0.344	16:09:51.462
9 -	39.014	26.946	1:05.960	89.53	0.347	16:10:57.422
10 -	38.747	26.866	1:05.613 (1)	90.00		16:12:03.035
11 -	38.993	27.285	1:06.278	89.10	0.665	16:13:09.313
12 -	38.943	27.052	1:05.995	89.48	0.382	16:14:15.308
13 -	39.172	26.933	1:06.105	89.33	0.492	16:15:21.413
14 -	39.052	27.159	1:06.211	89.19	0.598	16:16:27.624

P6 22		Jason PELOSI		Audi TT 2.0 TFSI		
IDEAL LAP TIME : 1:05.649		BEST LAP TIME : 1:05.649		DIFFERENCE : 0.000		
LAP	SECTOR 1	SECTOR 2	LAP TIME	MPH	DIFF	TIME OF DAY
1 -		27.337	1:09.528	84.93	3.879	16:02:04.383
2 -	38.712	26.937	1:05.649 (1)	89.95		16:03:10.032
3 -	39.497	27.658	1:07.155	87.94	1.506	16:04:17.187
4 -	39.004	27.301	1:06.305	89.06	0.656	16:05:23.492
5 -	39.508	27.186	1:06.694	88.54	1.045	16:06:30.186
6 -	39.181	27.425	1:06.606	88.66	0.957	16:07:36.792
7 -	39.248	27.067	1:06.315	89.05	0.666	16:08:43.107
8 -	39.299	27.463	1:06.762	88.45	1.113	16:09:49.869
9 -	39.039	26.959	1:05.998 (3)	89.48	0.349	16:10:55.867
10 -	38.796	27.175	1:05.971 (2)	89.51	0.322	16:12:01.838
11 -	39.217	27.322	1:06.539	88.75	0.890	16:13:08.377
12 -	39.390	27.217	1:06.607	88.66	0.958	16:14:14.984
13 -	39.610	27.111	1:06.721	88.51	1.072	16:15:21.705
14 -	39.434	27.367	1:06.801	88.40	1.152	16:16:28.506

Demon Tweaks Audi TT Cup Championship

RACE 6 - SECTOR ANALYSIS



SECTOR 1 = FL to I1, SECTOR 2 = I1 to FL, DIFF = Difference To Personal Best Lap, P = Crossed Finish Line in Pit Lane, D = Time Disallowed

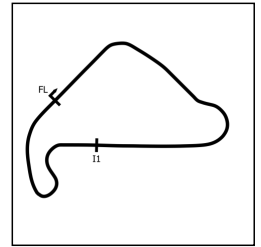
P7 21 M Sean SMITH		Audi TT 2.0 TFSI				
IDEAL LAP TIME : 1:05.675		BEST LAP TIME : 1:05.823		DIFFERENCE : 0.148		
LAP	SECTOR 1	SECTOR 2	LAP TIME	MPH	DIFF	TIME OF DAY
1 -		27.224	1:12.002	82.02	6.179	16:02:06.857
2 -	39.038	26.983	1:06.021 (3)	89.45	0.198	16:03:12.878
3 -	39.000	26.959	1:05.959 (2)	89.53	0.136	16:04:18.837
4 -	38.716	27.107	1:05.823 (1)	89.72		16:05:24.660
5 -	39.142	27.184	1:06.326	89.04	0.503	16:06:30.986
6 -	39.023	27.191	1:06.214	89.19	0.391	16:07:37.200
7 -	39.256	27.482	1:06.738	88.49	0.915	16:08:43.938
8 -	39.186	27.226	1:06.412	88.92	0.589	16:09:50.350
9 -	38.922	27.105	1:06.027	89.44	0.204	16:10:56.377
10 -	39.096	27.188	1:06.284	89.09	0.461	16:12:02.661
11 -	39.258	27.372	1:06.630	88.63	0.807	16:13:09.291
12 -	39.079	27.205	1:06.284	89.09	0.461	16:14:15.575
13 -	39.305	27.308	1:06.613	88.65	0.790	16:15:22.188
14 -	39.247	27.240	1:06.487	88.82	0.664	16:16:28.675

P8 52 Paul LUTI		Audi TT 2.0 TFSI				
IDEAL LAP TIME : 1:05.954		BEST LAP TIME : 1:06.056		DIFFERENCE : 0.102		
LAP	SECTOR 1	SECTOR 2	LAP TIME	MPH	DIFF	TIME OF DAY
1 -		27.964	1:12.279	81.70	6.223	16:02:07.134
2 -	39.017	27.654	1:06.671	88.57	0.615	16:03:13.805
3 -	39.046	27.706	1:06.752	88.47	0.696	16:04:20.557
4 -	39.028	27.157	1:06.185 (3)	89.22	0.129	16:05:26.742
5 -	38.968	27.218	1:06.186	89.22	0.130	16:06:32.928
6 -	39.037	27.123	1:06.160 (2)	89.26	0.104	16:07:39.088
7 -	39.046	27.206	1:06.252	89.13	0.196	16:08:45.340
8 -	39.124	27.340	1:06.464	88.85	0.408	16:09:51.804
9 -	39.046	27.253	1:06.299	89.07	0.243	16:10:58.103
10 -	38.881	27.175	1:06.056 (1)	89.40		16:12:04.159
11 -	39.223	27.416	1:06.639	88.62	0.583	16:13:10.798
12 -	39.596	27.098	1:06.694	88.54	0.638	16:14:17.492
13 -	39.491	27.073	1:06.564	88.72	0.508	16:15:24.056
14 -	39.236	27.405	1:06.641	88.61	0.585	16:16:30.697

P9 11 Adam BLAIR		Audi TT 2.0 TFSI				
IDEAL LAP TIME : 1:05.745		BEST LAP TIME : 1:05.877		DIFFERENCE : 0.132		
LAP	SECTOR 1	SECTOR 2	LAP TIME	MPH	DIFF	TIME OF DAY
1 -		27.400	1:11.512	82.58	5.635	16:02:06.367
2 -	39.805	28.166	1:07.971	86.88	2.094	16:03:14.338
3 -	39.563	27.482	1:07.045	88.08	1.168	16:04:21.383
4 -	39.313	27.504	1:06.817	88.38	0.940	16:05:28.200
5 -	39.132	27.179	1:06.311	89.06	0.434	16:06:34.511
6 -	39.077	26.991	1:06.068	89.38	0.191	16:07:40.579
7 -	38.874	27.320	1:06.194	89.21	0.317	16:08:46.773
8 -	39.176	27.000	1:06.176	89.24	0.299	16:09:52.949
9 -	38.979	26.898	1:05.877 (1)	89.64		16:10:58.826
10 -	38.847	27.064	1:05.911 (2)	89.60	0.034	16:12:04.737
11 -	38.968	27.098	1:06.066 (3)	89.39	0.189	16:13:10.803
12 -	39.602	27.332	1:06.934	88.23	1.057	16:14:17.737
13 -	40.457	27.219	1:07.676	87.26	1.799	16:15:25.413
14 -	39.323	27.199	1:06.522	88.77	0.645	16:16:31.935

Demon Tweaks Audi TT Cup Championship

RACE 6 - SECTOR ANALYSIS



SECTOR 1 = FL to I1, SECTOR 2 = I1 to FL, DIFF = Difference To Personal Best Lap, P = Crossed Finish Line in Pit Lane, D = Time Disallowed

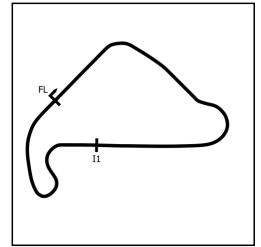
P10 15		Andrew DYER		Audi TT 2.0 TFSI		
IDEAL LAP TIME : 1:06.072		BEST LAP TIME : 1:06.164		DIFFERENCE : 0.092		
LAP	SECTOR 1	SECTOR 2	LAP TIME	MPH	DIFF	TIME OF DAY
1 -		27.162	1:12.537	81.41	6.373	16:02:07.392
2 -	39.048	27.143	1:06.191 (2)	89.22	0.027	16:03:13.583
3 -	39.530	27.782	1:07.312	87.73	1.148	16:04:20.895
4 -	39.016	27.203	1:06.219 (3)	89.18	0.055	16:05:27.114
5 -	39.191	27.356	1:06.547	88.74	0.383	16:06:33.661
6 -	39.256	27.236	1:06.492	88.81	0.328	16:07:40.153
7 -	39.092	27.518	1:06.610	88.66	0.446	16:08:46.763
8 -	39.748	27.107	1:06.855	88.33	0.691	16:09:53.618
9 -	38.965	27.199	1:06.164 (1)	89.25		16:10:59.782
10 -	39.396	27.305	1:06.701	88.53	0.537	16:12:06.483
11 -	39.099	27.421	1:06.520	88.78	0.356	16:13:13.003
12 -	39.095	27.308	1:06.403	88.93	0.239	16:14:19.406
13 -	39.269	27.458	1:06.727	88.50	0.563	16:15:26.133
14 -	39.317	27.234	1:06.551	88.73	0.387	16:16:32.684

P11 5		Sam MEAGHER		Audi TT 2.0 TFSI		
IDEAL LAP TIME : 1:06.017		BEST LAP TIME : 1:06.061		DIFFERENCE : 0.044		
LAP	SECTOR 1	SECTOR 2	LAP TIME	MPH	DIFF	TIME OF DAY
1 -		27.565	1:13.539	80.30	7.478	16:02:08.394
2 -	39.103	27.509	1:06.612	88.65	0.551	16:03:15.006
3 -	39.027	28.189	1:07.216	87.86	1.155	16:04:22.222
4 -	39.754	27.236	1:06.990	88.15	0.929	16:05:29.212
5 -	38.997	27.080	1:06.077 (2)	89.37	0.016	16:06:35.289
6 -	38.937	27.124	1:06.061 (1)	89.39		16:07:41.350
7 -	39.153	27.188	1:06.341 (3)	89.01	0.280	16:08:47.691
8 -	39.288	27.174	1:06.462	88.85	0.401	16:09:54.153
9 -	39.768	27.380	1:07.148	87.95	1.087	16:11:01.301
10 -	39.448	27.343	1:06.791	88.42	0.730	16:12:08.092
11 -	39.565	27.447	1:07.012	88.12	0.951	16:13:15.104
12 -	39.415	27.569	1:06.984	88.16	0.923	16:14:22.088
13 -	39.358	27.280	1:06.638	88.62	0.577	16:15:28.726
14 -	40.302	28.614	1:08.916	85.69	2.855	16:16:37.642

P12 27		Mark GRICE		Audi TT 2.0 TFSI		
IDEAL LAP TIME : 1:05.989		BEST LAP TIME : 1:06.195		DIFFERENCE : 0.206		
LAP	SECTOR 1	SECTOR 2	LAP TIME	MPH	DIFF	TIME OF DAY
1 -		28.116	1:13.889	79.92	7.694	16:02:08.744
2 -	39.687	27.435	1:07.122	87.98	0.927	16:03:15.866
3 -	39.247	28.301	1:07.548	87.42	1.353	16:04:23.414
4 -	39.362	27.814	1:07.176	87.91	0.981	16:05:30.590
5 -	39.244	27.504	1:06.748	88.47	0.553	16:06:37.338
6 -	40.102	26.969	1:07.071	88.05	0.876	16:07:44.409
7 -	39.101	27.161	1:06.262 (2)	89.12	0.067	16:08:50.671
8 -	39.020	27.175	1:06.195 (1)	89.21		16:09:56.866
9 -	39.105	27.317	1:06.422	88.91	0.227	16:11:03.288
10 -	39.310	27.351	1:06.661	88.59	0.466	16:12:09.949
11 -	39.189	27.113	1:06.302 (3)	89.07	0.107	16:13:16.251
12 -	39.127	27.322	1:06.449	88.87	0.254	16:14:22.700
13 -	39.311	27.627	1:06.938	88.22	0.743	16:15:29.638
14 -	39.948	28.192	1:08.140	86.66	1.945	16:16:37.778

Demon Tweaks Audi TT Cup Championship

RACE 6 - SECTOR ANALYSIS



SECTOR 1 = FL to I1, SECTOR 2 = I1 to FL, DIFF = Difference To Personal Best Lap, P = Crossed Finish Line in Pit Lane, D = Time Disallowed

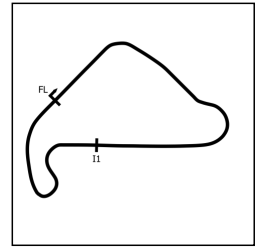
P13		9 M		Jonathan WILLIAMS		Audi TT 2.0 TFSI	
IDEAL LAP TIME : 1:06.293		BEST LAP TIME : 1:06.310		DIFFERENCE : 0.017			
LAP	SECTOR 1	SECTOR 2	LAP TIME	MPH	DIFF	TIME OF DAY	
1 -		28.151	1:14.122	79.67	7.812	16:02:08.977	
2 -	39.552	27.961	1:07.513	87.47	1.203	16:03:16.490	
3 -	39.229	28.295	1:07.524	87.46	1.214	16:04:24.014	
4 -	39.395	27.701	1:07.096	88.01	0.786	16:05:31.110	
5 -	39.670	27.782	1:07.452	87.55	1.142	16:06:38.562	
6 -	39.602	27.467	1:07.069	88.05	0.759	16:07:45.631	
7 -	39.890	27.218	1:07.108	88.00	0.798	16:08:52.739	
8 -	39.118	27.285	1:06.403 (2)	88.93	0.093	16:09:59.142	
9 -	39.192	27.223	1:06.415 (3)	88.92	0.105	16:11:05.557	
10 -	39.075	27.235	1:06.310 (1)	89.06		16:12:11.867	
11 -	39.143	27.609	1:06.752	88.47	0.442	16:13:18.619	
12 -	39.222	27.348	1:06.570	88.71	0.260	16:14:25.189	
13 -	39.631	27.309	1:06.940	88.22	0.630	16:15:32.129	
14 -	39.660	27.549	1:07.209	87.87	0.899	16:16:39.338	

P14		196		Nick BRADY		Audi TT 2.0 TFSI	
IDEAL LAP TIME : 1:06.513		BEST LAP TIME : 1:06.573		DIFFERENCE : 0.060			
LAP	SECTOR 1	SECTOR 2	LAP TIME	MPH	DIFF	TIME OF DAY	
1 -		28.311	1:13.054	80.83	6.481	16:02:07.909	
2 -	39.491	27.955	1:07.446	87.56	0.873	16:03:15.355	
3 -	39.753	27.974	1:07.727	87.19	1.154	16:04:23.082	
4 -	39.488	27.638	1:07.126	87.97	0.553	16:05:30.208	
5 -	39.366	27.668	1:07.034	88.09	0.461	16:06:37.242	
6 -	40.602	27.228	1:07.830	87.06	1.257	16:07:45.072	
7 -	39.434	27.233	1:06.667 (3)	88.58	0.094	16:08:51.739	
8 -	39.447	27.328	1:06.775	88.44	0.202	16:09:58.514	
9 -	39.391	27.186	1:06.577 (2)	88.70	0.004	16:11:05.091	
10 -	39.449	27.816	1:07.265	87.79	0.692	16:12:12.356	
11 -	39.469	27.355	1:06.824	88.37	0.251	16:13:19.180	
12 -	39.327	27.246	1:06.573 (1)	88.70		16:14:25.753	
13 -	39.352	27.323	1:06.675	88.57	0.102	16:15:32.428	
14 -	39.628	27.540	1:07.168	87.92	0.595	16:16:39.596	

P15		77		Steve FODEN		Audi TT 2.0 TFSI	
IDEAL LAP TIME : 1:06.057		BEST LAP TIME : 1:06.430		DIFFERENCE : 0.373			
LAP	SECTOR 1	SECTOR 2	LAP TIME	MPH	DIFF	TIME OF DAY	
1 -		27.693	1:11.695	82.37	5.265	16:02:06.550	
2 -	43.481	28.411	1:11.892	82.14	5.462	16:03:18.442	
3 -	38.812	28.059	1:06.871	88.31	0.441	16:04:25.313	
4 -	39.116	27.949	1:07.065	88.05	0.635	16:05:32.378	
5 -	39.466	27.646	1:07.112	87.99	0.682	16:06:39.490	
6 -	39.169	27.460	1:06.629 (3)	88.63	0.199	16:07:46.119	
7 -	39.712	27.400	1:07.112	87.99	0.682	16:08:53.231	
8 -	39.735	27.509	1:07.244	87.82	0.814	16:10:00.475	
9 -	39.238	27.281	1:06.519 (2)	88.78	0.089	16:11:06.994	
10 -	39.715	27.374	1:07.089	88.02	0.659	16:12:14.083	
11 -	39.541	27.280	1:06.821	88.38	0.391	16:13:20.904	
12 -	39.763	27.433	1:07.196	87.88	0.766	16:14:28.100	
13 -	39.159	27.271	1:06.430 (1)	88.90		16:15:34.530	
14 -	39.999	27.245	1:07.244	87.82	0.814	16:16:41.774	

Demon Tweaks Audi TT Cup Championship

RACE 6 - SECTOR ANALYSIS



SECTOR 1 = FL to I1, SECTOR 2 = I1 to FL, DIFF = Difference To Personal Best Lap, P = Crossed Finish Line in Pit Lane, D = Time Disallowed

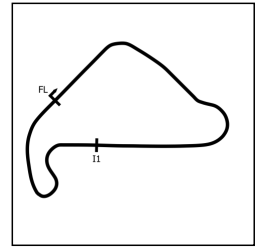
P16 104		Daniel CHAPMAN		Audi TT 2.0 TFSI		
IDEAL LAP TIME : 1:06.339		BEST LAP TIME : 1:06.734		DIFFERENCE : 0.395		
LAP	SECTOR 1	SECTOR 2	LAP TIME	MPH	DIFF	TIME OF DAY
1 -		27.851	1:14.119	79.67	7.385	16:02:08.974
2 -	39.901	27.380	1:07.281	87.77	0.547	16:03:16.255
3 -	39.150	28.317	1:07.467	87.53	0.733	16:04:23.722
4 -	39.258	28.001	1:07.259	87.80	0.525	16:05:30.981
5 -	39.812	27.740	1:07.552	87.42	0.818	16:06:38.533
6 -	39.768	27.673	1:07.441	87.56	0.707	16:07:45.974
7 -	39.758	27.362	1:07.120	87.98	0.386	16:08:53.094
8 -	39.698	27.300	1:06.998 (3)	88.14	0.264	16:10:00.092
9 -	39.336	27.398	1:06.734 (1)	88.49		16:11:06.826
10 -	39.668	27.189	1:06.857 (2)	88.33	0.123	16:12:13.683
11 -	39.462	27.607	1:07.069	88.05	0.335	16:13:20.752
12 -	39.944	27.610	1:07.554	87.42	0.820	16:14:28.306
13 -	39.781	27.311	1:07.092	88.02	0.358	16:15:35.398
14 -	39.927	27.254	1:07.181	87.90	0.447	16:16:42.579

P17 78		Richard FORBER		Audi TT 2.0 TFSI		
IDEAL LAP TIME : 1:06.360		BEST LAP TIME : 1:06.360		DIFFERENCE : 0.000		
LAP	SECTOR 1	SECTOR 2	LAP TIME	MPH	DIFF	TIME OF DAY
1 -		28.148	1:17.859	75.85	11.499	16:02:12.714
2 -	39.607	28.301	1:07.908	86.96	1.548	16:03:20.622
3 -	39.712	28.021	1:07.733	87.19	1.373	16:04:28.355
4 -	39.437	27.446	1:06.883	88.29	0.523	16:05:35.238
5 -	39.136	27.224	1:06.360 (1)	88.99		16:06:41.598
6 -	39.138	27.363	1:06.501 (2)	88.80	0.141	16:07:48.099
7 -	39.323	27.294	1:06.617 (3)	88.65	0.257	16:08:54.716
8 -	39.456	27.431	1:06.887	88.29	0.527	16:10:01.603
9 -	39.216	27.584	1:06.800	88.40	0.440	16:11:08.403
10 -	39.291	27.523	1:06.814	88.38	0.454	16:12:15.217
11 -	39.316	27.415	1:06.731	88.49	0.371	16:13:21.948
12 -	39.439	27.656	1:07.095	88.01	0.735	16:14:29.043
13 -	39.293	27.430	1:06.723	88.51	0.363	16:15:35.766
14 -	39.788	27.430	1:07.218	87.85	0.858	16:16:42.984

P18 47		Daniel BUDD		Audi TT 2.0 TFSI		
IDEAL LAP TIME : 1:06.185		BEST LAP TIME : 1:06.300		DIFFERENCE : 0.115		
LAP	SECTOR 1	SECTOR 2	LAP TIME	MPH	DIFF	TIME OF DAY
1 -		27.855	1:13.540	80.30	7.240	16:02:08.395
2 -	39.842	27.430	1:07.272	87.78	0.972	16:03:15.667
3 -	39.198	27.860	1:07.058	88.06	0.758	16:04:22.725
4 -	39.556	27.654	1:07.210	87.86	0.910	16:05:29.935
5 -	39.260	27.414	1:06.674	88.57	0.374	16:06:36.609
6 -	39.131	27.282	1:06.413 (2)	88.92	0.113	16:07:43.022
7 -	39.028	27.272	1:06.300 (1)	89.07		16:08:49.322
8 -	39.116	27.352	1:06.468 (3)	88.84	0.168	16:09:55.790
9 -	39.527	27.157	1:06.684	88.56	0.384	16:11:02.474
10 -	39.084	27.421	1:06.505	88.80	0.205	16:12:08.979
11 -	39.158	27.393	1:06.551	88.73	0.251	16:13:15.530
12 -	39.393	27.468	1:06.861	88.32	0.561	16:14:22.391
13 -	39.471	27.621	1:07.092	88.02	0.792	16:15:29.483
14 -	46.122	28.513	1:14.635	79.12	8.335	16:16:44.118

Demon Tweaks Audi TT Cup Championship

RACE 6 - SECTOR ANALYSIS



SECTOR 1 = FL to I1, SECTOR 2 = I1 to FL, DIFF = Difference To Personal Best Lap, P = Crossed Finish Line in Pit Lane, D = Time Disallowed

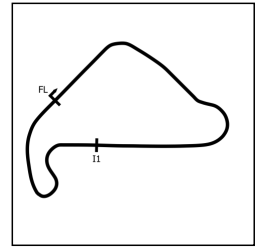
P19 40		Joe WEAVER		Audi TT 2.0 TFSI		
IDEAL LAP TIME : 1:06.686		BEST LAP TIME : 1:06.972		DIFFERENCE : 0.286		
LAP	SECTOR 1	SECTOR 2	LAP TIME	MPH	DIFF	TIME OF DAY
1 -		27.948	1:16.408	77.29	9.436	16:02:11.263
2 -	39.719	28.429	1:08.148	86.65	1.176	16:03:19.411
3 -	40.042	27.793	1:07.835	87.05	0.863	16:04:27.246
4 -	39.551	27.421	1:06.972 (1)	88.18		16:05:34.218
5 -	39.474	27.585	1:07.059 (3)	88.06	0.087	16:06:41.277
6 -	39.265	27.857	1:07.122	87.98	0.150	16:07:48.399
7 -	40.052	27.674	1:07.726	87.19	0.754	16:08:56.125
8 -	39.377	27.722	1:07.099	88.01	0.127	16:10:03.224
9 -	39.589	27.514	1:07.103	88.00	0.131	16:11:10.327
10 -	39.715	27.597	1:07.312	87.73	0.340	16:12:17.639
11 -	39.483	27.504	1:06.987 (2)	88.16	0.015	16:13:24.626
12 -	39.559	27.612	1:07.171	87.91	0.199	16:14:31.797
13 -	40.051	27.791	1:07.842	87.05	0.870	16:15:39.639
14 -	39.821	27.564	1:07.385	87.64	0.413	16:16:47.024

P20 75		Oliver DEVINE-KING		Audi TT 2.0 TFSI		
IDEAL LAP TIME : 1:06.350		BEST LAP TIME : 1:06.350		DIFFERENCE : 0.000		
LAP	SECTOR 1	SECTOR 2	LAP TIME	MPH	DIFF	TIME OF DAY
1 -		28.100	1:17.684	76.02	11.334	16:02:12.539
2 -	39.540	28.446	1:07.986	86.86	1.636	16:03:20.525
3 -	40.359	28.407	1:08.766	85.88	2.416	16:04:29.291
4 -	39.536	27.768	1:07.304	87.74	0.954	16:05:36.595
5 -	39.152	27.198	1:06.350 (1)	89.00		16:06:42.945
6 -	39.274	27.203	1:06.477 (2)	88.83	0.127	16:07:49.422
7 -	39.956	27.780	1:07.736	87.18	1.386	16:08:57.158
8 -	39.177	28.006	1:07.183	87.90	0.833	16:10:04.341
9 -	39.569	27.264	1:06.833 (3)	88.36	0.483	16:11:11.174
10 -	39.442	27.520	1:06.962	88.19	0.612	16:12:18.136
11 -	39.554	27.603	1:07.157	87.93	0.807	16:13:25.293
12 -	39.530	27.497	1:07.027	88.10	0.677	16:14:32.320
13 -	39.907	27.797	1:07.704	87.22	1.354	16:15:40.024
14 -	39.882	27.610	1:07.492	87.50	1.142	16:16:47.516

P21 211		Ruby SMITH		Audi TT 2.0 TFSI		
IDEAL LAP TIME : 1:06.810		BEST LAP TIME : 1:06.835		DIFFERENCE : 0.025		
LAP	SECTOR 1	SECTOR 2	LAP TIME	MPH	DIFF	TIME OF DAY
1 -		27.737	1:16.780	76.91	9.945	16:02:11.635
2 -	39.664	28.731	1:08.395	86.34	1.560	16:03:20.030
3 -	39.998	28.275	1:08.273	86.50	1.438	16:04:28.303
4 -	41.120	27.638	1:08.758	85.89	1.923	16:05:37.061
5 -	39.472	27.487	1:06.959 (2)	88.19	0.124	16:06:44.020
6 -	39.730	27.446	1:07.176	87.91	0.341	16:07:51.196
7 -	39.708	27.621	1:07.329	87.71	0.494	16:08:58.525
8 -	39.653	28.384	1:08.037	86.80	1.202	16:10:06.562
9 -	39.369	27.466	1:06.835 (1)	88.36		16:11:13.397
10 -	39.884	28.080	1:07.964	86.89	1.129	16:12:21.361
11 -	40.196	27.471	1:07.667	87.27	0.832	16:13:29.028
12 -	40.132	27.576	1:07.708	87.22	0.873	16:14:36.736
13 -	39.728	27.441	1:07.169 (3)	87.92	0.334	16:15:43.905
14 -	39.990	27.544	1:07.534	87.44	0.699	16:16:51.439

Demon Tweaks Audi TT Cup Championship

RACE 6 - SECTOR ANALYSIS



SECTOR 1 = FL to I1, SECTOR 2 = I1 to FL, DIFF = Difference To Personal Best Lap, P = Crossed Finish Line in Pit Lane, D = Time Disallowed

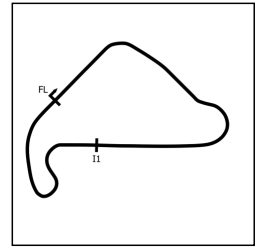
P22 24 M Paul SAVAGE		Audi TT 2.0 TFSI				
IDEAL LAP TIME : 1:06.946		BEST LAP TIME : 1:07.093		DIFFERENCE : 0.147		
LAP	SECTOR 1	SECTOR 2	LAP TIME	MPH	DIFF	TIME OF DAY
1 -		28.238	1:17.196	76.50	10.103	16:02:12.051
2 -	39.719	28.504	1:08.223	86.56	1.130	16:03:20.274
3 -	40.047	28.460	1:08.507	86.20	1.414	16:04:28.781
4 -	39.818	27.718	1:07.536	87.44	0.443	16:05:36.317
5 -	39.790	27.396	1:07.186 (2)	87.90	0.093	16:06:43.503
6 -	39.550	27.543	1:07.093 (1)	88.02		16:07:50.596
7 -	39.906	27.663	1:07.569	87.40	0.476	16:08:58.165
8 -	39.671	27.761	1:07.432	87.57	0.339	16:10:05.597
9 -	39.813	27.522	1:07.335 (3)	87.70	0.242	16:11:12.932
10 -	40.322	27.746	1:08.068	86.76	0.975	16:12:21.000
11 -	41.721	27.722	1:09.443	85.04	2.350	16:13:30.443
12 -	40.264	27.738	1:08.002	86.84	0.909	16:14:38.445
13 -	39.984	27.765	1:07.749	87.16	0.656	16:15:46.194
14 -	40.322	27.885	1:08.207	86.58	1.114	16:16:54.401

P23 58 Mike HARRIS		Audi TT 2.0 TFSI				
IDEAL LAP TIME : 1:06.767		BEST LAP TIME : 1:07.008		DIFFERENCE : 0.241		
LAP	SECTOR 1	SECTOR 2	LAP TIME	MPH	DIFF	TIME OF DAY
1 -		28.025	1:15.984	77.72	8.976	16:02:10.839
2 -	39.615	28.717	1:08.332	86.42	1.324	16:03:19.171
3 -	39.240	28.095	1:07.335 (3)	87.70	0.327	16:04:26.506
4 -	39.349	27.659	1:07.008 (1)	88.13		16:05:33.514
5 -	39.491	27.527	1:07.018 (2)	88.12	0.010	16:06:40.532
6 -	39.343	28.227	1:07.570	87.40	0.562	16:07:48.102
7 -	40.864	28.540	1:09.404	85.09	2.396	16:08:57.506
8 -	41.029	28.302	1:09.331	85.18	2.323	16:10:06.837
9 -	39.991	27.890	1:07.881	87.00	0.873	16:11:14.718
10 -	40.006	27.993	1:07.999	86.84	0.991	16:12:22.717
11 -	40.222	28.154	1:08.376	86.37	1.368	16:13:31.093
12 -	39.839	27.852	1:07.691	87.24	0.683	16:14:38.784
13 -	40.223	28.022	1:08.245	86.53	1.237	16:15:47.029
14 -	40.241	27.611	1:07.852	87.03	0.844	16:16:54.881

P24 38 Morgan WROOT		Audi TT 2.0 TFSI				
IDEAL LAP TIME : 1:06.909		BEST LAP TIME : 1:07.063		DIFFERENCE : 0.154		
LAP	SECTOR 1	SECTOR 2	LAP TIME	MPH	DIFF	TIME OF DAY
1 -		28.111	1:13.074	80.81	6.011	16:02:07.929
2 -	39.170	27.893	1:07.063 (1)	88.06		16:03:14.992
3 -	39.290	27.949	1:07.239 (2)	87.83	0.176	16:04:22.231
4 -	40.067	27.739	1:07.806	87.09	0.743	16:05:30.037
5 -	39.578	27.809	1:07.387 (3)	87.63	0.324	16:06:37.424
6 -	40.264	27.835	1:08.099	86.72	1.036	16:07:45.523
7 -	40.751	28.186	1:08.937	85.66	1.874	16:08:54.460
8 -	41.273	28.207	1:09.480	84.99	2.417	16:10:03.940
9 -	41.345	28.672	1:10.017	84.34	2.954	16:11:13.957
10 -	40.995	28.538	1:09.533	84.93	2.470	16:12:23.490
11 -	41.270	28.272	1:09.542	84.92	2.479	16:13:33.032
12 -	41.404	28.206	1:09.610	84.83	2.547	16:14:42.642
13 -	41.151	28.436	1:09.587	84.86	2.524	16:15:52.229
14 -	41.657	28.071	1:09.728	84.69	2.665	16:17:01.957

Demon Tweaks Audi TT Cup Championship

RACE 6 - SECTOR ANALYSIS



SECTOR 1 = FL to I1, SECTOR 2 = I1 to FL, DIFF = Difference To Personal Best Lap, P = Crossed Finish Line in Pit Lane, D = Time Disallowed

P25 111 M Tim GRAY			Audi TT 2.0 TFSI			
IDEAL LAP TIME : 1:07.084		BEST LAP TIME : 1:07.476		DIFFERENCE : 0.392		
LAP	SECTOR 1	SECTOR 2	LAP TIME	MPH	DIFF	TIME OF DAY
1 -		28.459	1:18.790	74.95	11.314	16:02:13.645
2 -	39.547	28.687	1:08.234 (3)	86.55	0.758	16:03:21.879
3 -	40.005	28.374	1:08.379	86.36	0.903	16:04:30.258
4 -	40.006	28.311	1:08.317	86.44	0.841	16:05:38.575
5 -	40.499	28.017	1:08.516	86.19	1.040	16:06:47.091
6 -	40.709	28.097	1:08.806	85.83	1.330	16:07:55.897
7 -	40.267	28.049	1:08.316	86.44	0.840	16:09:04.213
8 -	40.257	28.249	1:08.506	86.20	1.030	16:10:12.719
9 -	40.269	28.534	1:08.803	85.83	1.327	16:11:21.522
10 -	40.057	28.822	1:08.879	85.73	1.403	16:12:30.401
11 -	40.185	27.537	1:07.722 (2)	87.20	0.246	16:13:38.123
12 -	39.806	27.670	1:07.476 (1)	87.52		16:14:45.599
13 -	40.292	28.108	1:08.400	86.34	0.924	16:15:53.999
14 -	40.236	28.193	1:08.429	86.30	0.953	16:17:02.428

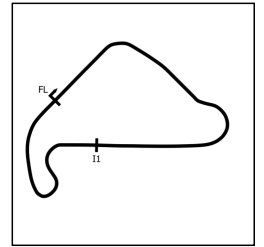
P26 55 M David RICHARDSON			Audi TT 2.0 TFSI			
IDEAL LAP TIME : 1:08.628		BEST LAP TIME : 1:09.057		DIFFERENCE : 0.429		
LAP	SECTOR 1	SECTOR 2	LAP TIME	MPH	DIFF	TIME OF DAY
1 -		28.258	1:19.532	74.25	10.475	16:02:14.387
2 -	40.967	28.763	1:09.730	84.69	0.673	16:03:24.117
3 -	40.370	28.687	1:09.057 (1)	85.51		16:04:33.174
4 -	41.359	28.686	1:10.045	84.31	0.988	16:05:43.219
5 -	41.095	28.399	1:09.494	84.98	0.437	16:06:52.713
6 -	41.246	28.373	1:09.619	84.82	0.562	16:08:02.332
7 -	40.754	28.783	1:09.537	84.92	0.480	16:09:11.869
8 -	41.342	28.454	1:09.796	84.61	0.739	16:10:21.665
9 -	40.971	28.289	1:09.260 (3)	85.26	0.203	16:11:30.925
10 -	40.843	28.261	1:09.104 (2)	85.46	0.047	16:12:40.029
11 -	41.094	28.301	1:09.395	85.10	0.338	16:13:49.424
12 -	41.080	28.393	1:09.473	85.00	0.416	16:14:58.897
13 -	42.080	28.425	1:10.505	83.76	1.448	16:16:09.402
14 -	42.118	28.368	1:10.486	83.78	1.429	16:17:19.888

P27 33 M Patrick BOOTH			Audi TT 2.0 TFSI			
IDEAL LAP TIME : 1:06.481		BEST LAP TIME : 1:06.829		DIFFERENCE : 0.348		
LAP	SECTOR 1	SECTOR 2	LAP TIME	MPH	DIFF	TIME OF DAY
1 -		28.307	1:15.704	78.00	8.875	16:02:10.559
2 -	39.361	27.468	1:06.829 (1)	88.36		16:03:17.388
3 -	39.101	28.156	1:07.257	87.80	0.428	16:04:24.645
4 -	39.563	27.792	1:07.355	87.67	0.526	16:05:32.000
5 -	39.675	27.864	1:07.539	87.44	0.710	16:06:39.539
6 -	39.718	27.675	1:07.393	87.63	0.564	16:07:46.932
7 -	39.659	27.826	1:07.485	87.51	0.656	16:08:54.417
8 -	40.051	27.913	1:07.964	86.89	1.135	16:10:02.381
9 -	39.825	27.664	1:07.489	87.50	0.660	16:11:09.870
10 -	39.816	27.681	1:07.497	87.49	0.668	16:12:17.367
11 -	39.559	27.380	1:06.939 (3)	88.22	0.110	16:13:24.306
12 -	39.461	27.460	1:06.921 (2)	88.24	0.092	16:14:31.227

P28 48 William STACEY			Audi TT 2.0 TFSI			
IDEAL LAP TIME : 1:07.009		BEST LAP TIME : 1:11.199		DIFFERENCE : 4.190		
LAP	SECTOR 1	SECTOR 2	LAP TIME	MPH	DIFF	TIME OF DAY
1 -		27.567	1:11.199 (1)	82.94		16:02:06.054
2 -	39.442	IN PIT	1:24.284 P	70.06	13.084	16:03:30.338

Demon Tweaks Audi TT Cup Championship

RACE 6 - SECTOR ANALYSIS



SECTOR 1 = FL to I1, SECTOR 2 = I1 to FL, DIFF = Difference To Personal Best Lap, P = Crossed Finish Line in Pit Lane, D = Time Disallowed

P29	73	Ross MAKAR	Audi TT 2.0 TFSI			
IDEAL LAP TIME : 1:07.020		BEST LAP TIME : 1:11.167		DIFFERENCE : 4.147		
LAP	SECTOR 1	SECTOR 2	LAP TIME	MPH	DIFF	TIME OF DAY
1 -		27.572	1:11.167 (1)	82.98		16:02:06.022

Demon Tweaks Audi TT Cup Championship

RACE 6 - BEST SECTORS

SECTOR 1			SECTOR 2			IDEAL / BEST COMPARISON						
POS	NO	NAME	TIME	NO	NAME	TIME	POS	NO	NAME	IDEAL	BEST	DIFF
									PERFECT LAP	1:05.242		
1	72	LUFF	38.626	6	BURNS	26.616	1	6	BURNS	1:05.307	1:05.324	0.017
2	45	SWIFT	38.670	72	LUFF	26.703	2	72	LUFF	1:05.329	1:05.329	0.000
3	6	BURNS	38.691	45	SWIFT	26.756	3	45	SWIFT	1:05.426	1:05.426	0.000
4	22	PELOSI	38.712	57	HEADING	26.768	4	57	HEADING	1:05.515	1:05.613	0.098
5	21	SMITH	38.716	11	BLAIR	26.898	5	22	PELOSI	1:05.649	1:05.649	0.000
6	57	HEADING	38.747	22	PELOSI	26.937	6	21	SMITH	1:05.675	1:05.823	0.148
7	51	HANDLEY	38.808	21	SMITH	26.959	7	11	BLAIR	1:05.745	1:05.877	0.132
8	77	FODEN	38.812	27	GRICE	26.969	8	51	HANDLEY	1:05.834	1:05.948	0.114
9	11	BLAIR	38.847	51	HANDLEY	27.026	9	52	LUTI	1:05.954	1:06.056	0.102
10	52	LUTI	38.881	52	LUTI	27.073	10	27	GRICE	1:05.989	1:06.195	0.206
11	5	MEAGHER	38.937	5	MEAGHER	27.080	11	5	MEAGHER	1:06.017	1:06.061	0.044
12	15	DYER	38.965	15	DYER	27.107	12	77	FODEN	1:06.057	1:06.430	0.373
13	27	GRICE	39.020	47	BUDD	27.157	13	15	DYER	1:06.072	1:06.164	0.092
14	47	BUDD	39.028	196	BRADY	27.186	14	47	BUDD	1:06.185	1:06.300	0.115
15	9	WILLIAMS	39.075	104	CHAPMAN	27.189	15	9	WILLIAMS	1:06.293	1:06.310	0.017
16	33	BOOTH	39.101	75	DEVINE-KING	27.198	16	104	CHAPMAN	1:06.339	1:06.734	0.395
17	78	FORBER	39.136	9	WILLIAMS	27.218	17	75	DEVINE-KING	1:06.350	1:06.350	0.000
18	104	CHAPMAN	39.150	78	FORBER	27.224	18	78	FORBER	1:06.360	1:06.360	0.000
19	75	DEVINE-KING	39.152	77	FODEN	27.245	19	33	BOOTH	1:06.481	1:06.829	0.348
20	38	WROOT	39.170	33	BOOTH	27.380	20	196	BRADY	1:06.513	1:06.573	0.060
21	58	HARRIS	39.240	24	SAVAGE	27.396	21	40	WEAVER	1:06.686	1:06.972	0.286
22	40	WEAVER	39.265	40	WEAVER	27.421	22	58	HARRIS	1:06.767	1:07.008	0.241
23	196	BRADY	39.327	211	SMITH	27.441	23	211	SMITH	1:06.810	1:06.835	0.025
24	211	SMITH	39.369	58	HARRIS	27.527	24	38	WROOT	1:06.909	1:07.063	0.154
25	48	STACEY	39.442	111	GRAY	27.537	25	24	SAVAGE	1:06.946	1:07.093	0.147
26	73	MAKAR	39.448	48	STACEY	27.567	26	48	STACEY	1:07.009	1:11.199	4.190
27	111	GRAY	39.547	73	MAKAR	27.572	27	73	MAKAR	1:07.020	1:11.167	4.147
28	24	SAVAGE	39.550	38	WROOT	27.739	28	111	GRAY	1:07.084	1:07.476	0.392
29	55	RICHARDSON	40.370	55	RICHARDSON	28.258	29	55	RICHARDSON	1:08.628	1:09.057	0.429
30												

Demon Tweaks Audi TT Cup Championship

RACE 6 - STATISTICS

Competitors Started 29
Planned Start 2024-08-17 @ 16:10:00.000
Actual Start 2024-08-17 @ 16:00:54.854
Finish Time 2024-08-17 @ 16:16:15.806
Track Length 1.6404mi.
Total Laps 379
Total Distance Covered 621.7356mi.

Session Fastest Lap History

NO	CL	NAME	LAP TIME	TIME OF DAY	LAP	VEHICLE
6		Bradley BURNS	1:07.909	16:02:02.761	1	Audi TT 2.0 TFSI
6		Bradley BURNS	1:05.324	16:03:08.085	2	Audi TT 2.0 TFSI

Session Leader History

NO	CL	NAME	FROM LAP	LAPS LED	DISTANCE	VEHICLE
6		Bradley BURNS	1	14	22.96 miles	Audi TT 2.0 TFSI

Flag History

TYPE	TIME OF DAY
GREEN	16:00:54.854
FINISH	16:16:15.806

Flag Statistics

TYPE	COUNT	TOTAL LAPS	TOTAL TIME
Green	1	14	16:32.654
Red	0	0	0.000
Safety Car	0	0	0.000
FCY	0	0	0.000

Demon Tweeks Audi TT Cup Championship

RACE 6 - STATISTICS

CLASS :

23 Starters

Fastest Lap History

NO	NAME	LAP TIME	TIME OF DAY	LAP	VEHICLE
6	Bradley BURNS	1:07.909	16:02:02.761	1	Audi TT 2.0 TFSI
6	Bradley BURNS	1:05.324	16:03:08.085	2	Audi TT 2.0 TFSI

Leader History

NO	NAME	FROM LAP	LAPS LED	DISTANCE	VEHICLE
6	Bradley BURNS	1	14	22.96 miles	Audi TT 2.0 TFSI

Demon Tweeks Audi TT Cup Championship

RACE 6 - STATISTICS

CLASS : M

6 Starters

Fastest Lap History

NO	NAME	LAP TIME	TIME OF DAY	LAP	VEHICLE
21	Sean SMITH	1:12.002	16:02:06.852	1	Audi TT 2.0 TFSI
21	Sean SMITH	1:06.021	16:03:12.872	2	Audi TT 2.0 TFSI
21	Sean SMITH	1:05.959	16:04:18.832	3	Audi TT 2.0 TFSI
21	Sean SMITH	1:05.823	16:05:24.655	4	Audi TT 2.0 TFSI

Leader History

NO	NAME	FROM LAP	LAPS LED	DISTANCE	VEHICLE
21	Sean SMITH	1	14	22.96 miles	Audi TT 2.0 TFSI

Demon Tweeks Audi TT Cup Championship
RACE 13 - GRID (15 minutes)

ROW 15	30	55	David RICHARDSON	29	44	Charles BUDD
ROW 14	28	73	Ross MAKAR	27	48	William STACEY
ROW 13	26	33	Patrick BOOTH	25	111	Tim GRAY
ROW 12	24	38	Morgan WROOT	23	58	Mike HARRIS
ROW 11	22	24	Paul SAVAGE	21	211	Ruby SMITH
ROW 10	20	75	Oliver DEVINE-KING	19	40	Joe WEAVER
ROW 9	18	47	Daniel BUDD	17	78	Richard FORBER
ROW 8	16	104	Daniel CHAPMAN	15	77	Steve FODEN
ROW 7	14	196	Nick BRADY	13	9	Jonathan WILLIAMS
ROW 6	12	27	Mark GRICE	11	5	Sam MEAGHER
ROW 5	10	15	Andrew DYER	9	11	Adam BLAIR
ROW 4	8	52	Paul LUTI	7	21	Sean SMITH
ROW 3	6	22	Jason PELOSI	5	57	Sam HEADING
ROW 2	4	51	Luke HANDLEY	3	45	Carl SWIFT
ROW 1	2	72	Matt LUFF	1	6	Bradley BURNS
Pole						

These results are provisional until the conclusion of any judicial and technical matters.

Silverstone National: 1.6404 miles

Clerk Of Course: Andrew Roberts

Stewards:

Timekeeper: Sarah Evans



Results can be found at www.tsl-timing.com

Printed - 07:24 Sunday, 18 August 2024

Demon Tweaks Audi TT Cup Championship
RACE 13 - CLASSIFICATION - AMENDED

Race Distance: 9 Laps / 14.76 miles

POS	NO	CL	PIC	NAME	ENTRY	LAPS	TIME	GAP	DIFF	MPH	BEST	ON	GRD	↑↓
1	6		1	Bradley BURNS	Audi TT 2.0 TFSI	9	9:51.993			89.78	1:05.425	4	1	0
2	72		2	Matt LUFF	Audi TT 2.0 TFSI	9	9:54.054	2.061	2.061	89.47	1:05.296	3	2	0
3	45		3	Carl SWIFT	Audi TT 2.0 TFSI	9	9:54.422	2.429	0.368	89.41	1:05.355	3	3	0
4	57		4	Sam HEADING	Audi TT 2.0 TFSI	9	9:54.776	2.783	0.354	89.36	1:05.557	6	5	1
5	15		5	Andrew DYER	Audi TT 2.0 TFSI	9	10:01.554	9.561	6.778	88.35	1:05.969	3	10	5
6	52		6	Paul LUTI	Audi TT 2.0 TFSI	9	10:01.812	9.819	0.258	88.31	1:06.161	9	8	2
7	22		7	Jason PELOSI	Audi TT 2.0 TFSI	9	10:02.675	10.682	0.863	88.19	1:05.926	3	6	-1
8	48		8	William STACEY	Audi TT 2.0 TFSI	9	10:02.845	10.852	0.170	88.16	1:05.503	6	27	19
9	9	M	1	Jonathan WILLIAMS	Audi TT 2.0 TFSI	9	10:04.992	12.999	2.147	87.85	1:06.289	3	13	4
10	27		9	Mark GRICE	Audi TT 2.0 TFSI	9	10:05.456	13.463	0.464	87.78	1:06.001	8	12	2
11	47		10	Daniel BUDD	Audi TT 2.0 TFSI	9	10:05.952	13.959	0.496	87.71	1:06.139	4	18	7
12	77		11	Steve FODEN	Audi TT 2.0 TFSI	9	10:06.391	14.398	0.439	87.65	1:06.044	7	15	3
13	38		12	Morgan WROOT	Audi TT 2.0 TFSI	9	10:06.819	14.826	0.428	87.58	1:06.114	7	24	11
14	51		13	Luke HANDLEY	Audi TT 2.0 TFSI	9	10:08.837	16.844	2.018	87.29	1:06.011	5	4	-10
15	104		14	Daniel CHAPMAN	Audi TT 2.0 TFSI	9	10:09.536	17.543	0.699	87.19	1:06.244	2	16	1
16	44		15	Charles BUDD	Audi TT 2.0 TFSI	9	10:10.002	18.009	0.466	87.13	1:05.924	6	29	13
17	73		16	Ross MAKAR	Audi TT 2.0 TFSI	9	10:10.946	18.953	0.944	86.99	1:06.139	8	28	11
18	75		17	Oliver DEVINE-KING	Audi TT 2.0 TFSI	9	10:12.407	20.414	1.461	86.79	1:06.363	9	20	2
19	24	M	2	Paul SAVAGE	Audi TT 2.0 TFSI	9	10:13.409	21.416	1.002	86.64	1:06.412	7	22	3
20	33	M	3	Patrick BOOTH	Audi TT 2.0 TFSI	9	10:13.546	21.553	0.137	86.62	1:06.531	8	26	6
21	58		18	Mike HARRIS	Audi TT 2.0 TFSI	9	10:17.023	25.030	3.477	86.14	1:06.976	8	23	2
22	211		19	Ruby SMITH	Audi TT 2.0 TFSI	9	10:17.752	25.759	0.729	86.03	1:06.276	6	21	-1
23	40		20	Joe WEAVER	Audi TT 2.0 TFSI	9	10:29.434	37.441	11.682	84.44	1:06.501	3	19	-4
24	11		21	Adam BLAIR	Audi TT 2.0 TFSI	9	10:44.643	52.650	15.209	82.45	1:05.563	9	9	-15
25	21	M	4	Sean SMITH	Audi TT 2.0 TFSI	9	10:45.465	53.472	0.822	82.34	1:09.923	1	7	-18

NOT CLASSIFIED

DNF	78			Richard FORBER	Audi TT 2.0 TFSI	9	10:18.012	26.019		86.00	1:06.038	6	17	
DNF	111	M		Tim GRAY	Audi TT 2.0 TFSI	8	9:16.605	1 Lap	1 Lap	84.88	1:07.083	6	25	
DNF	55	M		David RICHARDSON	Audi TT 2.0 TFSI	4	5:30.352	5 Laps	4 Laps	71.50	1:16.242	3	30	
DQ	196*			Nick BRADY	Audi TT 2.0 TFSI								14	

NOT STARTED

NS	5			Sam MEAGHER	Audi TT 2.0 TFSI								11	
----	---	--	--	-------------	------------------	--	--	--	--	--	--	--	----	--

FASTEST LAP

72				Matt LUFF	Audi TT 2.0 TFSI	3	1:05.296			90.44 mph			145.55 kph	
9	M			Jonathan WILLIAMS	Audi TT 2.0 TFSI	3	1:06.289			89.08 mph			143.37 kph	

Comments: Car 111 - Not running at time of Red Flag

1st Amendment:

Car 196 - Disqualified from the results of the race (G5.3) Contravention of Championship Regulation 5.11


Red Flag (end of session): 11:41

Weather / Track : Bright / Dry

These results are provisional until the conclusion of any judicial and technical matters.

Date: 18/08/2024 Start: 11:29 Finish: 11:39

Silverstone National: 1.6404 miles

Clerk Of Course: Andrew Roberts	Stewards:	Timekeeper: Sarah Evans	
---------------------------------	-----------	-------------------------	---

Results can be found at www.tsl-timing.com

Printed - 13:44 Sunday, 18 August 2024

Demon Tweeks Audi TT Cup Championship

RACE 13 - LAP CHART

LAP 1 @ 11:31:03.598			LAP 2 @ 11:32:09.077			LAP 3 @ 11:33:14.503			LAP 4 @ 11:34:19.928			LAP 5 @ 11:35:25.481		
NO	BEHIND	LAP TIME	NO	BEHIND	LAP TIME	NO	BEHIND	LAP TIME	NO	BEHIND	LAP TIME	NO	BEHIND	LAP TIME
6		1:07.712	6		1:05.479	6		1:05.426	6		1:05.425	6		1:05.553
45	1.061	1:08.773	45	1.173	1:05.591	45	1.102	1:05.355	45	1.363	1:05.686	55	1 Lap	1:26.748 P
72	1.295	1:09.007	72	1.439	1:05.623	72	1.309	1:05.296	72	1.515	1:05.631	72	1.827	1:05.865
57	1.693	1:09.405	57	1.781	1:05.567	57	1.965	1:05.610	57	2.250	1:05.710	45	2.122	1:06.312
21	2.211	1:09.923	52	4.172	1:06.306	52	5.148	1:06.402	15	6.191	1:06.417	57	2.354	1:05.657
52	3.345	1:11.057	15	4.656	1:05.992	15	5.199	1:05.969	52	6.483	1:06.760	15	6.915	1:06.277
15	4.143	1:11.855	22	4.862	1:05.932	22	5.362	1:05.926	22	6.631	1:06.694	52	7.188	1:06.258
22	4.409	1:12.121	27	5.739	1:06.410	9	6.972	1:06.289	9	7.945	1:06.398	22	7.394	1:06.316
27	4.808	1:12.520	9	6.109	1:06.374	27	7.139	1:06.826	27	8.325	1:06.611	9	8.972	1:06.580
9	5.214	1:12.926	196	6.387	1:06.313	196	7.637	1:06.676	48	8.520	1:06.093	48	9.334	1:06.367
196	5.553	1:13.265	104	6.694	1:06.244	48	7.852	1:05.781	196	9.125	1:06.913	27	9.833	1:07.061
104	5.929	1:13.641	77	6.968	1:06.189	104	7.915	1:06.647	104	9.256	1:06.766	47	10.290	1:06.385
77	6.258	1:13.970	48	7.497	1:06.074	77	8.218	1:06.676	47	9.458	1:06.139	77	11.015	1:06.889
47	6.668	1:14.380	47	7.864	1:06.675	47	8.744	1:06.306	77	9.679	1:06.886	104	11.208	1:07.505
48	6.902	1:14.614	78	8.417	1:06.669	78	9.721	1:06.730	38	10.493	1:06.132	38	11.404	1:06.464
78	7.227	1:14.939	38	8.828	1:06.574	38	9.786	1:06.384	78	11.009	1:06.713	78	11.948	1:06.492
40	7.616	1:15.328	40	9.333	1:07.196	40	10.408	1:06.501	51	12.981	1:06.202	196	12.206	1:08.634
38	7.733	1:15.445	24	9.884	1:07.141	33	11.728	1:06.990	33	13.474	1:07.171	51	13.439	1:06.011
24	8.222	1:15.934	21	9.989	1:13.257	51	12.204	1:06.795	44	13.757	1:06.689	44	14.877	1:06.673
33	8.685	1:16.397	33	10.164	1:06.958	24	12.239	1:07.781	73	14.491	1:06.895	33	15.082	1:07.161
211	8.884	1:16.596	211	10.658	1:07.253	44	12.493	1:06.885	24	15.005	1:08.191	73	15.348	1:06.410
51	9.176	1:16.888	51	10.835	1:07.138	73	13.021	1:06.513	75	15.264	1:07.163	24	16.300	1:06.848
44	9.214	1:16.926	44	11.034	1:07.299	75	13.526	1:06.592	58	17.603	1:07.111	75	16.540	1:06.829
75	9.853	1:17.565	73	11.934	1:07.528	58	15.917	1:07.432	211	20.311	1:08.407	58	19.074	1:07.024
73	9.885	1:17.597	75	12.360	1:07.986	111	17.134	1:08.225	111	21.473	1:09.764	211	22.029	1:07.271
58	11.591	1:19.303	58	13.911	1:07.799	11	17.152	1:06.556	21	23.657	1:09.946	111	24.828	1:08.908
111	12.220	1:19.932	111	14.335	1:07.594	211	17.329	1:12.097	40	23.665	1:18.682	40	28.214	1:10.102
11	15.468	1:23.180	11	16.022	1:06.033	21	19.136	1:14.573	11	29.684	1:17.957 P	21	29.554	1:11.450
55	18.766	1:26.478	55	34.171	1:20.884	55	44.987	1:16.242				11	52.176	1:28.045

Demon Tweaks Audi TT Cup Championship

RACE 13 - LAP CHART

LAP 6 @ 11:36:31.045			LAP 7 @ 11:37:36.764			LAP 8 @ 11:38:42.309			LAP 9 @ 11:39:47.879		
NO	BEHIND	LAP TIME	NO	BEHIND	LAP TIME	NO	BEHIND	LAP TIME	NO	BEHIND	LAP TIME
6		1:05.564	6		1:05.719	6		1:05.545	6		1:05.570
72	1.629	1:05.366	72	1.612	1:05.702	72	2.020	1:05.953	72	2.061	1:05.611
45	1.937	1:05.379	45	1.887	1:05.669	57	2.517	1:05.812	45	2.429	1:05.468
57	2.347	1:05.557	57	2.250	1:05.622	45	2.531	1:06.189	57	2.783	1:05.836
15	7.789	1:06.438	15	8.269	1:06.199	15	8.962	1:06.238	15	9.561	1:06.169
52	8.071	1:06.447	52	8.562	1:06.210	52	9.228	1:06.211	52	9.819	1:06.161
22	8.344	1:06.514	22	8.718	1:06.093	22	9.461	1:06.288	22	10.682	1:06.791
48	9.273	1:05.503	48	9.477	1:05.923	48	9.779	1:05.847	48	10.852	1:06.643
9	10.214	1:06.806	9	10.825	1:06.330	27	11.571	1:06.001	9	12.999	1:06.542
27	10.692	1:06.423	27	11.115	1:06.142	9	12.027	1:06.747	27	13.463	1:07.462
47	10.981	1:06.255	47	11.557	1:06.295	47	12.431	1:06.419	47	13.959	1:07.098
77	11.577	1:06.126	77	11.902	1:06.044	77	12.708	1:06.351	77	14.398	1:07.260
38	12.047	1:06.207	38	12.442	1:06.114	38	13.427	1:06.530	38	14.826	1:06.969
104	12.315	1:06.671	51	15.396	1:07.007	51	16.111	1:06.260	51	16.844	1:06.303
78	12.422	1:06.038	104	15.628	1:09.032	104	16.558	1:06.475	104	17.543	1:06.555
196	12.839	1:06.197	196	16.062	1:08.942	196	16.974	1:06.457	196	17.810	1:06.406
51	14.108	1:06.233	78	16.532	1:09.829	44	17.146	1:06.136	44	18.009	1:06.433
44	15.237	1:05.924	44	16.555	1:07.037	78	17.643	1:06.656	73	18.953	1:06.579
73	16.461	1:06.677	73	17.350	1:06.608	73	17.944	1:06.139	75	20.414	1:06.363
33	16.878	1:07.360	24	18.032	1:06.412	24	18.970	1:06.483	24	21.416	1:08.016
24	17.339	1:06.603	33	18.357	1:07.198	33	19.343	1:06.531	33	21.553	1:07.780
75	17.779	1:06.803	75	18.622	1:06.562	75	19.621	1:06.544	58	25.030	1:07.171
58	20.663	1:07.153	58	21.998	1:07.054	58	23.429	1:06.976	211	25.759	1:06.366
211	22.741	1:06.276	211	23.931	1:06.909	211	24.963	1:06.577	78	26.019	1:13.946 P
111	26.347	1:07.083	111	27.748	1:07.120	111	30.182	1:07.979	40	37.441	1:06.970
40	33.678	1:11.028	40	34.809	1:06.850	40	36.041	1:06.777	11	52.650	1:05.563
21	35.114	1:11.124	21	40.145	1:10.750	21	45.978	1:11.378	21	53.472	1:13.064
11	52.638	1:06.026	11	52.587	1:05.668	11	52.657	1:05.615			

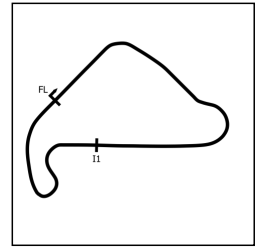
Demon Tweeks Audi TT Cup Championship

RACE 13 - POSITION CHART

No	Name	Lap											
		Pos	1	2	3	4	5	6	7	8	9		
6	BURNS	1	6	6	6	6	6	6	6	6	6	6	6
72	LUFF	2	45	45	45	45	72	72	72	72	72	72	72
45	SWIFT	3	72	72	72	72	45	45	45	57	45	45	45
51	HANDLEY	4	57	57	57	57	57	57	57	57	45	57	57
57	HEADING	5	21	52	52	15	15	15	15	15	15	15	15
22	PELOSI	6	52	15	15	52	52	52	52	52	52	52	52
21	SMITH	7	15	22	22	22	22	22	22	22	22	22	22
52	LUTI	8	22	27	9	9	9	48	48	48	48	48	48
11	BLAIR	9	27	9	27	27	48	9	9	27	9	9	9
15	DYER	10	9	196	196	48	27	27	27	9	27	27	27
5	MEAGHER	11	196	104	48	196	47	47	47	47	47	47	47
27	GRICE	12	104	77	104	104	77	77	77	77	77	77	77
9	WILLIAMS	13	77	48	77	47	104	38	38	38	38	38	38
196	BRADY	14	47	47	47	77	38	104	51	51	51	51	51
77	FODEN	15	48	78	78	38	78	78	104	104	104	104	104
104	CHAPMAN	16	78	38	38	78	196	196	196	196	196	196	196
78	FORBER	17	40	40	40	51	51	51	78	44	44	44	44
47	BUDD	18	38	24	33	33	44	44	44	78	73	73	73
40	WEAVER	19	24	21	51	44	33	73	73	73	75	75	75
75	DEVINE-KING	20	33	33	24	73	73	33	24	24	24	24	24
211	SMITH	21	211	211	44	24	24	24	33	33	33	33	33
24	SAVAGE	22	51	51	73	75	75	75	75	75	58	58	58
58	HARRIS	23	44	44	75	58	58	58	58	58	211	211	211
38	WROOT	24	75	73	58	211	211	211	211	211	78	78	78
111	GRAY	25	73	75	111	111	111	111	111	111	40	40	40
33	BOOTH	26	58	58	11	21	40	40	40	40	11	11	11
48	STACEY	27	111	111	211	40	21	21	21	21	21	21	21
73	MAKAR	28	11	11	21	11	11	11	11	11	11	11	11
44	BUDD	29	55	55	55	55	55	55	55	55	55	55	55
55	RICHARDSON	30											

Demon Tweaks Audi TT Cup Championship

RACE 13 - SECTOR ANALYSIS



SECTOR 1 = FL to I1, SECTOR 2 = I1 to FL, DIFF = Difference To Personal Best Lap, P = Crossed Finish Line in Pit Lane, D = Time Disallowed

P1		6		Bradley BURNS		Audi TT 2.0 TFSI	
IDEAL LAP TIME : 1:05.375		BEST LAP TIME : 1:05.425		DIFFERENCE : 0.050			
LAP	SECTOR 1	SECTOR 2	LAP TIME	MPH	DIFF	TIME OF DAY	
1 -		26.645	1:07.712	87.21	2.287	11:31:03.598	
2 -	38.847	26.632	1:05.479 (3)	90.19	0.054	11:32:09.077	
3 -	38.861	26.565	1:05.426 (2)	90.26	0.001	11:33:14.503	
4 -	38.854	26.571	1:05.425 (1)	90.26		11:34:19.928	
5 -	38.810	26.743	1:05.553	90.08	0.128	11:35:25.481	
6 -	38.951	26.613	1:05.564	90.07	0.139	11:36:31.045	
7 -	38.896	26.823	1:05.719	89.86	0.294	11:37:36.764	
8 -	38.840	26.705	1:05.545	90.10	0.120	11:38:42.309	
9 -	38.853	26.717	1:05.570	90.06	0.145	11:39:47.879	

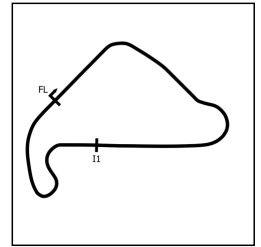
P2		72		Matt LUFF		Audi TT 2.0 TFSI	
IDEAL LAP TIME : 1:05.270		BEST LAP TIME : 1:05.296		DIFFERENCE : 0.026			
LAP	SECTOR 1	SECTOR 2	LAP TIME	MPH	DIFF	TIME OF DAY	
1 -		27.058	1:09.007	85.58	3.711	11:31:04.893	
2 -	38.731	26.892	1:05.623	89.99	0.327	11:32:10.516	
3 -	38.699	26.597	1:05.296 (1)	90.44		11:33:15.812	
4 -	38.825	26.806	1:05.631	89.98	0.335	11:34:21.443	
5 -	39.034	26.831	1:05.865	89.66	0.569	11:35:27.308	
6 -	38.673	26.693	1:05.366 (2)	90.34	0.070	11:36:32.674	
7 -	38.930	26.772	1:05.702	89.88	0.406	11:37:38.376	
8 -	39.069	26.884	1:05.953	89.54	0.657	11:38:44.329	
9 -	38.766	26.845	1:05.611 (3)	90.01	0.315	11:39:49.940	

P3		45		Carl SWIFT		Audi TT 2.0 TFSI	
IDEAL LAP TIME : 1:05.230		BEST LAP TIME : 1:05.355		DIFFERENCE : 0.125			
LAP	SECTOR 1	SECTOR 2	LAP TIME	MPH	DIFF	TIME OF DAY	
1 -		26.815	1:08.773	85.87	3.418	11:31:04.659	
2 -	38.836	26.755	1:05.591	90.03	0.236	11:32:10.250	
3 -	38.761	26.594	1:05.355 (1)	90.36		11:33:15.605	
4 -	38.854	26.832	1:05.686	89.90	0.331	11:34:21.291	
5 -	39.305	27.007	1:06.312	89.05	0.957	11:35:27.603	
6 -	38.636	26.743	1:05.379 (2)	90.32	0.024	11:36:32.982	
7 -	38.830	26.839	1:05.669	89.93	0.314	11:37:38.651	
8 -	38.802	27.387	1:06.189	89.22	0.834	11:38:44.840	
9 -	38.757	26.711	1:05.468 (3)	90.20	0.113	11:39:50.308	

P4		57		Sam HEADING		Audi TT 2.0 TFSI	
IDEAL LAP TIME : 1:05.456		BEST LAP TIME : 1:05.557		DIFFERENCE : 0.101			
LAP	SECTOR 1	SECTOR 2	LAP TIME	MPH	DIFF	TIME OF DAY	
1 -		26.927	1:09.405	85.08	3.848	11:31:05.291	
2 -	38.760	26.807	1:05.567 (2)	90.07	0.010	11:32:10.858	
3 -	38.788	26.822	1:05.610 (3)	90.01	0.053	11:33:16.468	
4 -	38.905	26.805	1:05.710	89.87	0.153	11:34:22.178	
5 -	38.687	26.970	1:05.657	89.94	0.100	11:35:27.835	
6 -	38.747	26.810	1:05.557 (1)	90.08		11:36:33.392	
7 -	38.853	26.769	1:05.622	89.99	0.065	11:37:39.014	
8 -	38.691	27.121	1:05.812	89.73	0.255	11:38:44.826	
9 -	39.007	26.829	1:05.836	89.70	0.279	11:39:50.662	

Demon Tweaks Audi TT Cup Championship

RACE 13 - SECTOR ANALYSIS



SECTOR 1 = FL to I1, SECTOR 2 = I1 to FL, DIFF = Difference To Personal Best Lap, P = Crossed Finish Line in Pit Lane, D = Time Disallowed

P5 15		Andrew DYER		Audi TT 2.0 TFSI			
IDEAL LAP TIME : 1:05.793		BEST LAP TIME : 1:05.969		DIFFERENCE : 0.176			
LAP	SECTOR 1	SECTOR 2	LAP TIME	MPH	DIFF	TIME OF DAY	
1 -		27.006	1:11.855	82.18	5.886	11:31:07.741	
2 -	38.926	27.066	1:05.992 (2)	89.49	0.023	11:32:13.733	
3 -	38.787	27.182	1:05.969 (1)	89.52		11:33:19.702	
4 -	39.333	27.084	1:06.417	88.91	0.448	11:34:26.119	
5 -	39.217	27.060	1:06.277	89.10	0.308	11:35:32.396	
6 -	39.193	27.245	1:06.438	88.88	0.469	11:36:38.834	
7 -	39.024	27.175	1:06.199	89.21	0.230	11:37:45.033	
8 -	39.104	27.134	1:06.238	89.15	0.269	11:38:51.271	
9 -	39.087	27.082	1:06.169 (3)	89.25	0.200	11:39:57.440	

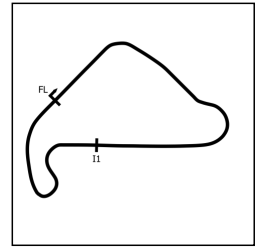
P6 52		Paul LUTI		Audi TT 2.0 TFSI			
IDEAL LAP TIME : 1:06.080		BEST LAP TIME : 1:06.161		DIFFERENCE : 0.081			
LAP	SECTOR 1	SECTOR 2	LAP TIME	MPH	DIFF	TIME OF DAY	
1 -		27.075	1:11.057	83.11	4.896	11:31:06.943	
2 -	39.099	27.207	1:06.306	89.06	0.145	11:32:13.249	
3 -	39.170	27.232	1:06.402	88.93	0.241	11:33:19.651	
4 -	39.330	27.430	1:06.760	88.46	0.599	11:34:26.411	
5 -	39.155	27.103	1:06.258	89.13	0.097	11:35:32.669	
6 -	39.126	27.321	1:06.447	88.87	0.286	11:36:39.116	
7 -	39.076	27.134	1:06.210 (2)	89.19	0.049	11:37:45.326	
8 -	39.023	27.188	1:06.211 (3)	89.19	0.050	11:38:51.537	
9 -	39.104	27.057	1:06.161 (1)	89.26		11:39:57.698	

P7 22		Jason PELOSI		Audi TT 2.0 TFSI			
IDEAL LAP TIME : 1:05.700		BEST LAP TIME : 1:05.926		DIFFERENCE : 0.226			
LAP	SECTOR 1	SECTOR 2	LAP TIME	MPH	DIFF	TIME OF DAY	
1 -		26.909	1:12.121	81.88	6.195	11:31:08.007	
2 -	38.791	27.141	1:05.932 (2)	89.57	0.006	11:32:13.939	
3 -	38.887	27.039	1:05.926 (1)	89.58		11:33:19.865	
4 -	39.404	27.290	1:06.694	88.54	0.768	11:34:26.559	
5 -	39.272	27.044	1:06.316	89.05	0.390	11:35:32.875	
6 -	39.064	27.450	1:06.514	88.78	0.588	11:36:39.389	
7 -	39.022	27.071	1:06.093 (3)	89.35	0.167	11:37:45.482	
8 -	39.023	27.265	1:06.288	89.09	0.362	11:38:51.770	
9 -	39.523	27.268	1:06.791	88.42	0.865	11:39:58.561	

P8 48		William STACEY		Audi TT 2.0 TFSI			
IDEAL LAP TIME : 1:05.481		BEST LAP TIME : 1:05.503		DIFFERENCE : 0.022			
LAP	SECTOR 1	SECTOR 2	LAP TIME	MPH	DIFF	TIME OF DAY	
1 -		27.237	1:14.614	79.14	9.111	11:31:10.500	
2 -	38.816	27.258	1:06.074	89.37	0.571	11:32:16.574	
3 -	38.795	26.986	1:05.781 (2)	89.77	0.278	11:33:22.355	
4 -	39.175	26.918	1:06.093	89.35	0.590	11:34:28.448	
5 -	39.124	27.243	1:06.367	88.98	0.864	11:35:34.815	
6 -	38.817	26.686	1:05.503 (1)	90.15		11:36:40.318	
7 -	39.045	26.878	1:05.923	89.58	0.420	11:37:46.241	
8 -	38.916	26.931	1:05.847 (3)	89.68	0.344	11:38:52.088	
9 -	39.208	27.435	1:06.643	88.61	1.140	11:39:58.731	

Demon Tweaks Audi TT Cup Championship

RACE 13 - SECTOR ANALYSIS



SECTOR 1 = FL to I1, SECTOR 2 = I1 to FL, DIFF = Difference To Personal Best Lap, P = Crossed Finish Line in Pit Lane, D = Time Disallowed

P9		9 M		Jonathan WILLIAMS		Audi TT 2.0 TFSI	
IDEAL LAP TIME : 1:06.239		BEST LAP TIME : 1:06.289		DIFFERENCE : 0.050			
LAP	SECTOR 1	SECTOR 2	LAP TIME	MPH	DIFF	TIME OF DAY	
1 -		27.231	1:12.926	80.98	6.637	11:31:08.812	
2 -	39.137	27.237	1:06.374 (3)	88.97	0.085	11:32:15.186	
3 -	39.144	27.145	1:06.289 (1)	89.08		11:33:21.475	
4 -	39.168	27.230	1:06.398	88.94	0.109	11:34:27.873	
5 -	39.452	27.128	1:06.580	88.70	0.291	11:35:34.453	
6 -	39.342	27.464	1:06.806	88.40	0.517	11:36:41.259	
7 -	39.228	27.102	1:06.330 (2)	89.03	0.041	11:37:47.589	
8 -	39.600	27.147	1:06.747	88.47	0.458	11:38:54.336	
9 -	39.351	27.191	1:06.542	88.75	0.253	11:40:00.878	

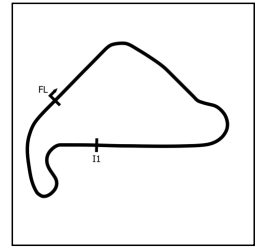
P10		27		Mark GRICE		Audi TT 2.0 TFSI	
IDEAL LAP TIME : 1:05.993		BEST LAP TIME : 1:06.001		DIFFERENCE : 0.008			
LAP	SECTOR 1	SECTOR 2	LAP TIME	MPH	DIFF	TIME OF DAY	
1 -		27.305	1:12.520	81.43	6.519	11:31:08.406	
2 -	39.123	27.287	1:06.410 (3)	88.92	0.409	11:32:14.816	
3 -	39.434	27.392	1:06.826	88.37	0.825	11:33:21.642	
4 -	39.388	27.223	1:06.611	88.65	0.610	11:34:28.253	
5 -	39.307	27.754	1:07.061	88.06	1.060	11:35:35.314	
6 -	39.354	27.069	1:06.423	88.90	0.422	11:36:41.737	
7 -	39.072	27.070	1:06.142 (2)	89.28	0.141	11:37:47.879	
8 -	39.080	26.921	1:06.001 (1)	89.47		11:38:53.880	
9 -	40.329	27.133	1:07.462	87.54	1.461	11:40:01.342	

P11		47		Daniel BUDD		Audi TT 2.0 TFSI	
IDEAL LAP TIME : 1:06.008		BEST LAP TIME : 1:06.139		DIFFERENCE : 0.131			
LAP	SECTOR 1	SECTOR 2	LAP TIME	MPH	DIFF	TIME OF DAY	
1 -		27.678	1:14.380	79.39	8.241	11:31:10.266	
2 -	38.910	27.765	1:06.675	88.57	0.536	11:32:16.941	
3 -	39.151	27.155	1:06.306	89.06	0.167	11:33:23.247	
4 -	38.992	27.147	1:06.139 (1)	89.29		11:34:29.386	
5 -	39.287	27.098	1:06.385	88.96	0.246	11:35:35.771	
6 -	38.993	27.262	1:06.255 (2)	89.13	0.116	11:36:42.026	
7 -	39.014	27.281	1:06.295 (3)	89.08	0.156	11:37:48.321	
8 -	39.042	27.377	1:06.419	88.91	0.280	11:38:54.740	
9 -	39.370	27.728	1:07.098	88.01	0.959	11:40:01.838	

P12		77		Steve FODEN		Audi TT 2.0 TFSI	
IDEAL LAP TIME : 1:05.786		BEST LAP TIME : 1:06.044		DIFFERENCE : 0.258			
LAP	SECTOR 1	SECTOR 2	LAP TIME	MPH	DIFF	TIME OF DAY	
1 -		27.595	1:13.970	79.83	7.926	11:31:09.856	
2 -	39.036	27.153	1:06.189 (3)	89.22	0.145	11:32:16.045	
3 -	39.596	27.080	1:06.676	88.57	0.632	11:33:22.721	
4 -	39.152	27.734	1:06.886	88.29	0.842	11:34:29.607	
5 -	39.558	27.331	1:06.889	88.29	0.845	11:35:36.496	
6 -	38.808	27.318	1:06.126 (2)	89.30	0.082	11:36:42.622	
7 -	39.066	26.978	1:06.044 (1)	89.42		11:37:48.666	
8 -	38.884	27.467	1:06.351	89.00	0.307	11:38:55.017	
9 -	39.701	27.559	1:07.260	87.80	1.216	11:40:02.277	

Demon Tweaks Audi TT Cup Championship

RACE 13 - SECTOR ANALYSIS



SECTOR 1 = FL to I1, SECTOR 2 = I1 to FL, DIFF = Difference To Personal Best Lap, P = Crossed Finish Line in Pit Lane, D = Time Disallowed

P13 38		Morgan WROOT		Audi TT 2.0 TFSI		
IDEAL LAP TIME : 1:05.746		BEST LAP TIME : 1:06.114		DIFFERENCE : 0.368		
LAP	SECTOR 1	SECTOR 2	LAP TIME	MPH	DIFF	TIME OF DAY
1 -		27.735	1:15.445	78.27	9.331	11:31:11.331
2 -	39.150	27.424	1:06.574	88.70	0.460	11:32:17.905
3 -	38.934	27.450	1:06.384	88.96	0.270	11:33:24.289
4 -	39.320	26.812	1:06.132 (2)	89.30	0.018	11:34:30.421
5 -	39.127	27.337	1:06.464	88.85	0.350	11:35:36.885
6 -	39.145	27.062	1:06.207 (3)	89.20	0.093	11:36:43.092
7 -	38.994	27.120	1:06.114 (1)	89.32		11:37:49.206
8 -	38.978	27.552	1:06.530	88.76	0.416	11:38:55.736
9 -	38.974	27.995	1:06.969	88.18	0.855	11:40:02.705

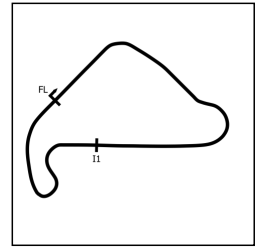
P14 51		Luke HANDLEY		Audi TT 2.0 TFSI		
IDEAL LAP TIME : 1:05.995		BEST LAP TIME : 1:06.011		DIFFERENCE : 0.016		
LAP	SECTOR 1	SECTOR 2	LAP TIME	MPH	DIFF	TIME OF DAY
1 -		27.776	1:16.888	76.80	10.877	11:31:12.774
2 -	39.621	27.517	1:07.138	87.96	1.127	11:32:19.912
3 -	39.580	27.215	1:06.795	88.41	0.784	11:33:26.707
4 -	39.315	26.887	1:06.202 (2)	89.20	0.191	11:34:32.909
5 -	39.126	26.885	1:06.011 (1)	89.46		11:35:38.920
6 -	39.110	27.123	1:06.233 (3)	89.16	0.222	11:36:45.153
7 -	39.696	27.311	1:07.007	88.13	0.996	11:37:52.160
8 -	39.211	27.049	1:06.260	89.12	0.249	11:38:58.420
9 -	39.194	27.109	1:06.303	89.07	0.292	11:40:04.723

P15 104		Daniel CHAPMAN		Audi TT 2.0 TFSI		
IDEAL LAP TIME : 1:06.085		BEST LAP TIME : 1:06.244		DIFFERENCE : 0.159		
LAP	SECTOR 1	SECTOR 2	LAP TIME	MPH	DIFF	TIME OF DAY
1 -		27.286	1:13.641	80.19	7.397	11:31:09.527
2 -	39.019	27.225	1:06.244 (1)	89.15		11:32:15.771
3 -	39.265	27.382	1:06.647	88.61	0.403	11:33:22.418
4 -	39.512	27.254	1:06.766	88.45	0.522	11:34:29.184
5 -	40.265	27.240	1:07.505	87.48	1.261	11:35:36.689
6 -	39.605	27.066	1:06.671	88.57	0.427	11:36:43.360
7 -	41.188	27.844	1:09.032	85.54	2.788	11:37:52.392
8 -	39.320	27.155	1:06.475 (2)	88.84	0.231	11:38:58.867
9 -	39.269	27.286	1:06.555 (3)	88.73	0.311	11:40:05.422

P16 196		Nick BRADY		Audi TT 2.0 TFSI		
IDEAL LAP TIME : 1:05.983		BEST LAP TIME : 1:06.197		DIFFERENCE : 0.214		
LAP	SECTOR 1	SECTOR 2	LAP TIME	MPH	DIFF	TIME OF DAY
1 -		27.078	1:13.265	80.60	7.068	11:31:09.151
2 -	38.989	27.324	1:06.313 (2)	89.05	0.116	11:32:15.464
3 -	39.256	27.420	1:06.676	88.57	0.479	11:33:22.140
4 -	39.489	27.424	1:06.913	88.25	0.716	11:34:29.053
5 -	41.056	27.578	1:08.634	86.04	2.437	11:35:37.687
6 -	39.203	26.994	1:06.197 (1)	89.21		11:36:43.884
7 -	41.794	27.148	1:08.942	85.66	2.745	11:37:52.826
8 -	39.179	27.278	1:06.457	88.86	0.260	11:38:59.283
9 -	39.177	27.229	1:06.406 (3)	88.93	0.209	11:40:05.689

Demon Tweaks Audi TT Cup Championship

RACE 13 - SECTOR ANALYSIS



SECTOR 1 = FL to I1, SECTOR 2 = I1 to FL, DIFF = Difference To Personal Best Lap, P = Crossed Finish Line in Pit Lane, D = Time Disallowed

P17 44		Charles BUDD		Audi TT 2.0 TFSI			
IDEAL LAP TIME : 1:05.924		BEST LAP TIME : 1:05.924		DIFFERENCE : 0.000			
LAP	SECTOR 1	SECTOR 2	LAP TIME	MPH	DIFF	TIME OF DAY	
1 -		27.478	1:16.926	76.77	11.002	11:31:12.812	
2 -	39.900	27.399	1:07.299	87.75	1.375	11:32:20.111	
3 -	39.517	27.368	1:06.885	88.29	0.961	11:33:26.996	
4 -	39.261	27.428	1:06.689	88.55	0.765	11:34:33.685	
5 -	39.387	27.286	1:06.673	88.57	0.749	11:35:40.358	
6 -	38.914	27.010	1:05.924 (1)	89.58		11:36:46.282	
7 -	39.579	27.458	1:07.037	88.09	1.113	11:37:53.319	
8 -	38.961	27.175	1:06.136 (2)	89.29	0.212	11:38:59.455	
9 -	39.181	27.252	1:06.433 (3)	88.89	0.509	11:40:05.888	

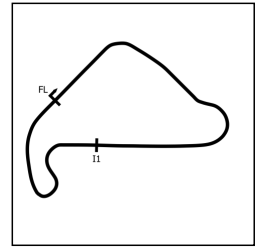
P18 73		Ross MAKAR		Audi TT 2.0 TFSI			
IDEAL LAP TIME : 1:06.139		BEST LAP TIME : 1:06.139		DIFFERENCE : 0.000			
LAP	SECTOR 1	SECTOR 2	LAP TIME	MPH	DIFF	TIME OF DAY	
1 -		27.611	1:17.597	76.10	11.458	11:31:13.483	
2 -	40.215	27.313	1:07.528	87.45	1.389	11:32:21.011	
3 -	39.341	27.172	1:06.513 (3)	88.78	0.374	11:33:27.524	
4 -	39.708	27.187	1:06.895	88.28	0.756	11:34:34.419	
5 -	39.312	27.098	1:06.410 (2)	88.92	0.271	11:35:40.829	
6 -	39.491	27.186	1:06.677	88.57	0.538	11:36:47.506	
7 -	39.415	27.193	1:06.608	88.66	0.469	11:37:54.114	
8 -	39.041	27.098	1:06.139 (1)	89.29		11:39:00.253	
9 -	39.419	27.160	1:06.579	88.70	0.440	11:40:06.832	

P19 75		Oliver DEVINE-KING		Audi TT 2.0 TFSI			
IDEAL LAP TIME : 1:05.903		BEST LAP TIME : 1:06.363		DIFFERENCE : 0.460			
LAP	SECTOR 1	SECTOR 2	LAP TIME	MPH	DIFF	TIME OF DAY	
1 -		27.816	1:17.565	76.13	11.202	11:31:13.451	
2 -	40.253	27.733	1:07.986	86.86	1.623	11:32:21.437	
3 -	39.438	27.154	1:06.592	88.68	0.229	11:33:28.029	
4 -	39.681	27.482	1:07.163	87.93	0.800	11:34:35.192	
5 -	39.488	27.341	1:06.829	88.36	0.466	11:35:42.021	
6 -	39.606	27.197	1:06.803	88.40	0.440	11:36:48.824	
7 -	38.920	27.642	1:06.562 (3)	88.72	0.199	11:37:55.386	
8 -	39.281	27.263	1:06.544 (2)	88.74	0.181	11:39:01.930	
9 -	39.380	26.983	1:06.363 (1)	88.99		11:40:08.293	

P20 24 M		Paul SAVAGE		Audi TT 2.0 TFSI			
IDEAL LAP TIME : 1:06.348		BEST LAP TIME : 1:06.412		DIFFERENCE : 0.064			
LAP	SECTOR 1	SECTOR 2	LAP TIME	MPH	DIFF	TIME OF DAY	
1 -		27.633	1:15.934	77.77	9.522	11:31:11.820	
2 -	39.676	27.465	1:07.141	87.95	0.729	11:32:18.961	
3 -	39.687	28.094	1:07.781	87.12	1.369	11:33:26.742	
4 -	40.677	27.514	1:08.191	86.60	1.779	11:34:34.933	
5 -	39.353	27.495	1:06.848	88.34	0.436	11:35:41.781	
6 -	39.308	27.295	1:06.603 (3)	88.66	0.191	11:36:48.384	
7 -	39.156	27.256	1:06.412 (1)	88.92		11:37:54.796	
8 -	39.291	27.192	1:06.483 (2)	88.82	0.071	11:39:01.279	
9 -	39.815	28.201	1:08.016	86.82	1.604	11:40:09.295	

Demon Tweaks Audi TT Cup Championship

RACE 13 - SECTOR ANALYSIS



SECTOR 1 = FL to I1, SECTOR 2 = I1 to FL, DIFF = Difference To Personal Best Lap, P = Crossed Finish Line in Pit Lane, D = Time Disallowed

P21 33 M		Patrick BOOTH		Audi TT 2.0 TFSI			
IDEAL LAP TIME : 1:06.531		BEST LAP TIME : 1:06.531		DIFFERENCE : 0.000			
LAP	SECTOR 1	SECTOR 2	LAP TIME	MPH	DIFF	TIME OF DAY	
1 -		27.758	1:16.397	77.30	9.866	11:31:12.283	
2 -	39.588	27.370	1:06.958 (2)	88.19	0.427	11:32:19.241	
3 -	39.603	27.387	1:06.990 (3)	88.15	0.459	11:33:26.231	
4 -	39.438	27.733	1:07.171	87.91	0.640	11:34:33.402	
5 -	39.547	27.614	1:07.161	87.93	0.630	11:35:40.563	
6 -	39.599	27.761	1:07.360	87.67	0.829	11:36:47.923	
7 -	39.395	27.803	1:07.198	87.88	0.667	11:37:55.121	
8 -	39.257	27.274	1:06.531 (1)	88.76		11:39:01.652	
9 -	40.097	27.683	1:07.780	87.12	1.249	11:40:09.432	

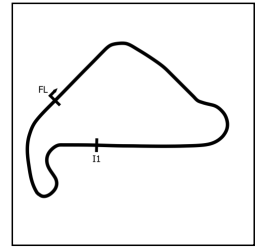
P22 58		Mike HARRIS		Audi TT 2.0 TFSI			
IDEAL LAP TIME : 1:06.723		BEST LAP TIME : 1:06.976		DIFFERENCE : 0.253			
LAP	SECTOR 1	SECTOR 2	LAP TIME	MPH	DIFF	TIME OF DAY	
1 -		28.323	1:19.303	74.46	12.327	11:31:15.189	
2 -	39.967	27.832	1:07.799	87.10	0.823	11:32:22.988	
3 -	39.660	27.772	1:07.432	87.57	0.456	11:33:30.420	
4 -	39.442	27.669	1:07.111	87.99	0.135	11:34:37.531	
5 -	39.335	27.689	1:07.024 (2)	88.11	0.048	11:35:44.555	
6 -	39.557	27.596	1:07.153	87.94	0.177	11:36:51.708	
7 -	39.555	27.499	1:07.054 (3)	88.07	0.078	11:37:58.762	
8 -	39.588	27.388	1:06.976 (1)	88.17		11:39:05.738	
9 -	39.571	27.600	1:07.171	87.91	0.195	11:40:12.909	

P23 211		Ruby SMITH		Audi TT 2.0 TFSI			
IDEAL LAP TIME : 1:06.276		BEST LAP TIME : 1:06.276		DIFFERENCE : 0.000			
LAP	SECTOR 1	SECTOR 2	LAP TIME	MPH	DIFF	TIME OF DAY	
1 -		28.090	1:16.596	77.10	10.320	11:31:12.482	
2 -	39.792	27.461	1:07.253	87.81	0.977	11:32:19.735	
3 -	44.692	27.405	1:12.097	81.91	5.821	11:33:31.832	
4 -	40.926	27.481	1:08.407	86.33	2.131	11:34:40.239	
5 -	39.905	27.366	1:07.271	87.78	0.995	11:35:47.510	
6 -	39.181	27.095	1:06.276 (1)	89.10		11:36:53.786	
7 -	39.736	27.173	1:06.909	88.26	0.633	11:38:00.695	
8 -	39.437	27.140	1:06.577 (3)	88.70	0.301	11:39:07.272	
9 -	39.266	27.100	1:06.366 (2)	88.98	0.090	11:40:13.638	

P24 40		Joe WEAVER		Audi TT 2.0 TFSI			
IDEAL LAP TIME : 1:06.501		BEST LAP TIME : 1:06.501		DIFFERENCE : 0.000			
LAP	SECTOR 1	SECTOR 2	LAP TIME	MPH	DIFF	TIME OF DAY	
1 -		28.016	1:15.328	78.39	8.827	11:31:11.214	
2 -	39.713	27.483	1:07.196	87.88	0.695	11:32:18.410	
3 -	39.238	27.263	1:06.501 (1)	88.80		11:33:24.911	
4 -	51.067	27.615	1:18.682	75.05	12.181	11:34:43.593	
5 -	39.408	30.694	1:10.102	84.24	3.601	11:35:53.695	
6 -	43.506	27.522	1:11.028	83.14	4.527	11:37:04.723	
7 -	39.380	27.470	1:06.850 (3)	88.34	0.349	11:38:11.573	
8 -	39.347	27.430	1:06.777 (2)	88.43	0.276	11:39:18.350	
9 -	39.511	27.459	1:06.970	88.18	0.469	11:40:25.320	

Demon Tweaks Audi TT Cup Championship

RACE 13 - SECTOR ANALYSIS



SECTOR 1 = FL to I1, SECTOR 2 = I1 to FL, DIFF = Difference To Personal Best Lap, P = Crossed Finish Line in Pit Lane, D = Time Disallowed

P25 11		Adam BLAIR		Audi TT 2.0 TFSI		
IDEAL LAP TIME : 1:05.563		BEST LAP TIME : 1:05.563		DIFFERENCE : 0.000		
LAP	SECTOR 1	SECTOR 2	LAP TIME	MPH	DIFF	TIME OF DAY
1 -		27.970	1:23.180	70.99	17.617	11:31:19.066
2 -	39.088	26.945	1:06.033	89.43	0.470	11:32:25.099
3 -	39.122	27.434	1:06.556	88.73	0.993	11:33:31.655
4 -	41.339	IN PIT	1:17.957 P	75.75	12.394	11:34:49.612
5 -	OUTLAP	26.922	1:28.045	67.07	22.482	11:36:17.657
6 -	39.213	26.813	1:06.026	89.44	0.463	11:37:23.683
7 -	38.873	26.795	1:05.668 (3)	89.93	0.105	11:38:29.351
8 -	38.848	26.767	1:05.615 (2)	90.00	0.052	11:39:34.966
9 -	38.824	26.739	1:05.563 (1)	90.07		11:40:40.529

P26 21 M		Sean SMITH		Audi TT 2.0 TFSI		
IDEAL LAP TIME : 1:09.163		BEST LAP TIME : 1:09.923		DIFFERENCE : 0.760		
LAP	SECTOR 1	SECTOR 2	LAP TIME	MPH	DIFF	TIME OF DAY
1 -		27.297	1:09.923 (1)	84.45		11:31:05.809
2 -	41.866	31.391	1:13.257	80.61	3.333	11:32:19.066
3 -	45.426	29.147	1:14.573	79.19	4.649	11:33:33.639
4 -	42.029	27.917	1:09.946 (2)	84.43	0.022	11:34:43.585
5 -	43.108	28.342	1:11.450	82.65	1.526	11:35:55.035
6 -	42.777	28.347	1:11.124	83.03	1.200	11:37:06.159
7 -	42.056	28.694	1:10.750 (3)	83.47	0.826	11:38:16.909
8 -	42.632	28.746	1:11.378	82.73	1.454	11:39:28.287
9 -	43.276	29.788	1:13.064	80.82	3.140	11:40:41.351

P27 78		Richard FORBER		Audi TT 2.0 TFSI		
IDEAL LAP TIME : 1:06.038		BEST LAP TIME : 1:06.038		DIFFERENCE : 0.000		
LAP	SECTOR 1	SECTOR 2	LAP TIME	MPH	DIFF	TIME OF DAY
1 -		27.521	1:14.939	78.80	8.901	11:31:10.825
2 -	39.207	27.462	1:06.669	88.58	0.631	11:32:17.494
3 -	39.106	27.624	1:06.730	88.50	0.692	11:33:24.224
4 -	39.342	27.371	1:06.713	88.52	0.675	11:34:30.937
5 -	39.213	27.279	1:06.492 (2)	88.81	0.454	11:35:37.429
6 -	39.051	26.987	1:06.038 (1)	89.42		11:36:43.467
7 -	42.166	27.663	1:09.829	84.57	3.791	11:37:53.296
8 -	39.237	27.419	1:06.656 (3)	88.59	0.618	11:38:59.952
9 -	39.143	IN PIT	1:13.946 P	79.86	7.908	11:40:13.898

P28 111 M		Tim GRAY		Audi TT 2.0 TFSI		
IDEAL LAP TIME : 1:06.829		BEST LAP TIME : 1:07.083		DIFFERENCE : 0.254		
LAP	SECTOR 1	SECTOR 2	LAP TIME	MPH	DIFF	TIME OF DAY
1 -		28.090	1:19.932	73.88	12.849	11:31:15.818
2 -	40.230	27.364	1:07.594 (3)	87.36	0.511	11:32:23.412
3 -	40.425	27.800	1:08.225	86.56	1.142	11:33:31.637
4 -	42.155	27.609	1:09.764	84.65	2.681	11:34:41.401
5 -	40.938	27.970	1:08.908	85.70	1.825	11:35:50.309
6 -	39.465	27.618	1:07.083 (1)	88.03		11:36:57.392
7 -	39.522	27.598	1:07.120 (2)	87.98	0.037	11:38:04.512
8 -	40.199	27.780	1:07.979	86.87	0.896	11:39:12.491

P29 55 M		David RICHARDSON		Audi TT 2.0 TFSI		
IDEAL LAP TIME : 1:16.242		BEST LAP TIME : 1:16.242		DIFFERENCE : 0.000		
LAP	SECTOR 1	SECTOR 2	LAP TIME	MPH	DIFF	TIME OF DAY
1 -		32.873	1:26.478 (3)	68.29	10.236	11:31:22.364
2 -	43.898	36.986	1:20.884 (2)	73.01	4.642	11:32:43.248
3 -	43.432	32.810	1:16.242 (1)	77.45		11:33:59.490
4 -	43.776	IN PIT	1:26.748 P	68.07	10.506	11:35:26.238

Demon Tweeks Audi TT Cup Championship

RACE 13 - BEST SECTORS

SECTOR 1			SECTOR 2			IDEAL / BEST COMPARISON						
POS	NO	NAME	TIME	NO	NAME	TIME	POS	NO	NAME	IDEAL	BEST	DIFF
									PERFECT LAP	1:05.201		
1	45	SWIFT	38.636	6	BURNS	26.565	1	45	SWIFT	1:05.230	1:05.355	0.125
2	72	LUFF	38.673	45	SWIFT	26.594	2	72	LUFF	1:05.270	1:05.296	0.026
3	57	HEADING	38.687	72	LUFF	26.597	3	6	BURNS	1:05.375	1:05.425	0.050
4	15	DYER	38.787	48	STACEY	26.686	4	57	HEADING	1:05.456	1:05.557	0.101
5	22	PELOSI	38.791	11	BLAIR	26.739	5	48	STACEY	1:05.481	1:05.503	0.022
6	48	STACEY	38.795	57	HEADING	26.769	6	11	BLAIR	1:05.563	1:05.563	0.000
7	77	FODEN	38.808	38	WROOT	26.812	7	22	PELOSI	1:05.700	1:05.926	0.226
8	6	BURNS	38.810	51	HANDLEY	26.885	8	38	WROOT	1:05.746	1:06.114	0.368
9	11	BLAIR	38.824	22	PELOSI	26.909	9	77	FODEN	1:05.786	1:06.044	0.258
10	47	BUDD	38.910	27	GRICE	26.921	10	15	DYER	1:05.793	1:05.969	0.176
11	44	BUDD	38.914	77	FODEN	26.978	11	75	DEVINE-KING	1:05.903	1:06.363	0.460
12	75	DEVINE-KING	38.920	75	DEVINE-KING	26.983	12	44	BUDD	1:05.924	1:05.924	0.000
13	38	WROOT	38.934	78	FORBER	26.987	13	196	BRADY	1:05.983	1:06.197	0.214
14	196	BRADY	38.989	196	BRADY	26.994	14	27	GRICE	1:05.993	1:06.001	0.008
15	104	CHAPMAN	39.019	15	DYER	27.006	15	51	HANDLEY	1:05.995	1:06.011	0.016
16	52	LUTI	39.023	44	BUDD	27.010	16	47	BUDD	1:06.008	1:06.139	0.131
17	73	MAKAR	39.041	52	LUTI	27.057	17	78	FORBER	1:06.038	1:06.038	0.000
18	78	FORBER	39.051	104	CHAPMAN	27.066	18	52	LUTI	1:06.080	1:06.161	0.081
19	27	GRICE	39.072	211	SMITH	27.095	19	104	CHAPMAN	1:06.085	1:06.244	0.159
20	51	HANDLEY	39.110	47	BUDD	27.098	20	73	MAKAR	1:06.139	1:06.139	0.000
21	9	WILLIAMS	39.137	73	MAKAR	27.098	21	9	WILLIAMS	1:06.239	1:06.289	0.050
22	24	SAVAGE	39.156	9	WILLIAMS	27.102	22	211	SMITH	1:06.276	1:06.276	0.000
23	211	SMITH	39.181	24	SAVAGE	27.192	23	24	SAVAGE	1:06.348	1:06.412	0.064
24	40	WEAVER	39.238	40	WEAVER	27.263	24	40	WEAVER	1:06.501	1:06.501	0.000
25	33	BOOTH	39.257	33	BOOTH	27.274	25	33	BOOTH	1:06.531	1:06.531	0.000
26	58	HARRIS	39.335	21	SMITH	27.297	26	58	HARRIS	1:06.723	1:06.976	0.253
27	111	GRAY	39.465	111	GRAY	27.364	27	111	GRAY	1:06.829	1:07.083	0.254
28	21	SMITH	41.866	58	HARRIS	27.388	28	21	SMITH	1:09.163	1:09.923	0.760
29	55	RICHARDSON	43.432	55	RICHARDSON	32.810	29	55	RICHARDSON	1:16.242	1:16.242	0.000

Demon Tweaks Audi TT Cup Championship

RACE 13 - STATISTICS

Competitors Started 29
Planned Start 2024-08-18 @ 11:40:00.000
Actual Start 2024-08-18 @ 11:29:55.885
Finish Time 2024-08-18 @ 11:39:47.878
Track Length 1.6404mi.
Total Laps 255
Total Distance Covered 418.3181mi.

Session Fastest Lap History

NO	CL	NAME	LAP TIME	TIME OF DAY	LAP	VEHICLE
6		Bradley BURNS	1:07.712	11:31:03.596	1	Audi TT 2.0 TFSI
6		Bradley BURNS	1:05.479	11:32:09.073	2	Audi TT 2.0 TFSI
6		Bradley BURNS	1:05.426	11:33:14.500	3	Audi TT 2.0 TFSI
45		Carl SWIFT	1:05.355	11:33:15.601	3	Audi TT 2.0 TFSI
72		Matt LUFF	1:05.296	11:33:15.804	3	Audi TT 2.0 TFSI

Session Leader History

NO	CL	NAME	FROM LAP	LAPS LED	DISTANCE	VEHICLE
6		Bradley BURNS	1	9	14.76 miles	Audi TT 2.0 TFSI

Flag History

TYPE	TIME OF DAY
GREEN	11:29:55.885
FINISH	11:39:47.878

Flag Statistics

TYPE	COUNT	TOTAL LAPS	TOTAL TIME
Green	1	9	14:11.494
Red	0	0	0.000
Safety Car	0	0	0.000
FCY	0	0	0.000

Demon Tweaks Audi TT Cup Championship

RACE 13 - STATISTICS

CLASS :

23 Starters

Fastest Lap History

NO	NAME	LAP TIME	TIME OF DAY	LAP	VEHICLE
6	Bradley BURNS	1:07.712	11:31:03.596	1	Audi TT 2.0 TFSI
6	Bradley BURNS	1:05.479	11:32:09.073	2	Audi TT 2.0 TFSI
6	Bradley BURNS	1:05.426	11:33:14.500	3	Audi TT 2.0 TFSI
45	Carl SWIFT	1:05.355	11:33:15.601	3	Audi TT 2.0 TFSI
72	Matt LUFF	1:05.296	11:33:15.804	3	Audi TT 2.0 TFSI

Leader History

NO	NAME	FROM LAP	LAPS LED	DISTANCE	VEHICLE
6	Bradley BURNS	1	9	14.76 miles	Audi TT 2.0 TFSI

Demon Tweaks Audi TT Cup Championship

RACE 13 - STATISTICS

CLASS : M

6 Starters


Fastest Lap History

NO	NAME	LAP TIME	TIME OF DAY	LAP	VEHICLE
21	Sean SMITH	1:09.923	11:31:05.804	1	Audi TT 2.0 TFSI
9	Jonathan WILLIAMS	1:06.374	11:32:15.190	2	Audi TT 2.0 TFSI
9	Jonathan WILLIAMS	1:06.289	11:33:21.477	3	Audi TT 2.0 TFSI

Leader History

NO	NAME	FROM LAP	LAPS LED	DISTANCE	VEHICLE
21	Sean SMITH	1	1	1.64 miles	Audi TT 2.0 TFSI
9	Jonathan WILLIAMS	2	8	13.12 miles	Audi TT 2.0 TFSI

Demon Tweeks Audi TT Cup Championship
RACE 19 - GRID (15 minutes) - AMENDED

ROW 15	30	196	Nick BRADY	29	5	Sam MEAGHER
ROW 14	28	111	Tim GRAY	27	55	David RICHARDSON
ROW 13	26	78	Richard FORBER	25	21	Sean SMITH
ROW 12	24	11	Adam BLAIR	23	40	Joe WEAVER
ROW 11	22	211	Ruby SMITH	21	58	Mike HARRIS
ROW 10	20	33	Patrick BOOTH	19	24	Paul SAVAGE
ROW 9	18	75	Oliver DEVINE-KING	17	73	Ross MAKAR
ROW 8	16	44	Charles BUDD	15	104	Daniel CHAPMAN
ROW 7	14	51	Luke HANDLEY	13	38	Morgan WROOT
ROW 6	12	77	Steve FODEN	11	47	Daniel BUDD
ROW 5	10	6	Bradley BURNS	9	72	Matt LUFF
ROW 4	8	45	Carl SWIFT	7	27	Mark GRICE
ROW 3	6	15	Andrew DYER	5	9	Jonathan WILLIAMS
ROW 2	4	22	Jason PELOSI	3	52	Paul LUTI
ROW 1	2	57	Sam HEADING	1	48	William STACEY
Pole						
						

These results are provisional until the conclusion of any judicial and technical matters.

Silverstone National: 1.6404 miles

Clerk Of Course: Andrew Roberts

Stewards:

Timekeeper: Sarah Evans



Results can be found at www.tsl-timing.com

Printed - 13:46 Sunday, 18 August 2024

Demon Tweaks Audi TT Cup Championship

RACE 19 - CLASSIFICATION

Race Distance: 14 Laps / 22.96 miles

POS	NO	CL	PIC	NAME	ENTRY	LAPS	TIME	GAP	DIFF	MPH	BEST	ON	GRD	↑↓
1	57		1	Sam HEADING	Audi TT 2.0 TFSI	14	15:24.123			89.46	1:05.448	6	2	1
2	48		2	William STACEY	Audi TT 2.0 TFSI	14	15:24.837	0.714	0.714	89.39	1:05.590	5	1	-1
3	6		3	Bradley BURNS	Audi TT 2.0 TFSI	14	15:25.009	0.886	0.172	89.38	1:05.247	6	10	7
4	72		4	Matt LUFF	Audi TT 2.0 TFSI	14	15:30.938	6.815	5.929	88.81	1:05.680	6	9	5
5	52		5	Paul LUTI	Audi TT 2.0 TFSI	14	15:31.247	7.124	0.309	88.78	1:05.876	3	3	-2
6	15		6	Andrew DYER	Audi TT 2.0 TFSI	14	15:32.376	8.253	1.129	88.67	1:05.901	3	6	0
7	11		7	Adam BLAIR	Audi TT 2.0 TFSI	14	15:33.001	8.878	0.625	88.61	1:05.316	3	24	17
8	51		8	Luke HANDLEY	Audi TT 2.0 TFSI	14	15:33.681	9.558	0.680	88.55	1:05.681	6	14	6
9	27		9	Mark GRICE	Audi TT 2.0 TFSI	14	15:34.388	10.265	0.707	88.48	1:06.022	11	7	-2
10	21	M	1	Sean SMITH	Audi TT 2.0 TFSI	14	15:37.153	13.030	2.765	88.22	1:05.975	7	25	15
11	45		10	Carl SWIFT	Audi TT 2.0 TFSI	14	15:38.329	14.206	1.176	88.11	1:05.677	7	8	-3
12	22*		11	Jason PELOSI	Audi TT 2.0 TFSI	14	15:38.331	14.208	0.002	88.11	1:05.703	5	4	-8
13	44		12	Charles BUDD	Audi TT 2.0 TFSI	14	15:38.334	14.211	0.003	88.11	1:05.713	5	16	3
14	73		13	Ross MAKAR	Audi TT 2.0 TFSI	14	15:38.947	14.824	0.613	88.05	1:06.097	6	17	3
15	38*		14	Morgan WROOT	Audi TT 2.0 TFSI	14	15:42.997	18.874	4.050	87.67	1:05.950	2	13	-2
16	78		15	Richard FORBER	Audi TT 2.0 TFSI	14	15:44.718	20.595	1.721	87.51	1:06.384	6	26	10
17	75		16	Oliver DEVINE-KING	Audi TT 2.0 TFSI	14	15:45.719	21.596	1.001	87.42	1:06.400	9	18	1
18	33	M	2	Patrick BOOTH	Audi TT 2.0 TFSI	14	15:46.032	21.909	0.313	87.39	1:06.306	9	20	2
19	196		17	Nick BRADY	Audi TT 2.0 TFSI	14	15:46.291	22.168	0.259	87.37	1:06.008	5	30	11
20	5*		18	Sam MEAGHER	Audi TT 2.0 TFSI	14	15:48.229	24.106	1.938	87.19	1:06.371	14	29	9
21	104		19	Daniel CHAPMAN	Audi TT 2.0 TFSI	14	15:49.589	25.466	1.360	87.06	1:06.656	4	15	-6
22	40		20	Joe WEAVER	Audi TT 2.0 TFSI	14	15:50.123	26.000	0.534	87.01	1:06.546	8	23	1
23	211		21	Ruby SMITH	Audi TT 2.0 TFSI	14	15:50.744	26.621	0.621	86.96	1:06.647	7	22	-1
24	24	M	3	Paul SAVAGE	Audi TT 2.0 TFSI	14	15:52.372	28.249	1.628	86.81	1:06.820	4	19	-5
25	58		22	Mike HARRIS	Audi TT 2.0 TFSI	14	15:52.784	28.661	0.412	86.77	1:06.707	6	21	-4
26	111	M	4	Tim GRAY	Audi TT 2.0 TFSI	14	16:05.236	41.113	12.452	85.65	1:07.452	4	28	2
27	55	M	5	David RICHARDSON	Audi TT 2.0 TFSI	14	16:19.070	54.947	13.834	84.44	1:08.478	10	27	0

NOT CLASSIFIED

DNF	47			Daniel BUDD	Audi TT 2.0 TFSI	8	9:27.274	6 Laps	6 Laps	83.28	1:06.590	4	11	
DNF	9	M		Jonathan WILLIAMS	Audi TT 2.0 TFSI	3	3:41.265	11 Laps	5 Laps	80.07	1:08.274	2	5	
DNF	77			Steve FODEN	Audi TT 2.0 TFSI	0							12	

FASTEST LAP

6				Bradley BURNS	Audi TT 2.0 TFSI	6	1:05.247			90.51 mph	145.66 kph			
21	M			Sean SMITH	Audi TT 2.0 TFSI	7	1:05.975			89.51 mph	144.05 kph			

Comments: Cars 5, 22 & 38 - 5 second penalty - Track Limits

Weather / Track : Bright / Dry

Date: 18/08/2024 Start: 15:34 Finish: 15:50

These results are provisional until the conclusion of any judicial and technical matters.

Silverstone National: 1.6404 miles

Clerk Of Course: Andrew Roberts

Stewards:

Timekeeper: Sarah Evans

Results can be found at www.tsl-timing.com

Printed - 15:54 Sunday, 18 August 2024

Demon Tweeks Audi TT Cup Championship

RACE 19 - LAP CHART

LAP 1 @ 15:35:53.083			LAP 2 @ 15:36:59.229			LAP 3 @ 15:38:05.238			LAP 4 @ 15:39:10.970			LAP 5 @ 15:40:16.560		
NO	BEHIND	LAP TIME	NO	BEHIND	LAP TIME	NO	BEHIND	LAP TIME	NO	BEHIND	LAP TIME	NO	BEHIND	LAP TIME
48		1:07.484	48		1:06.146	48		1:06.009	48		1:05.732	48		1:05.590
57	1.057	1:08.541	57	0.945	1:06.034	57	0.549	1:05.613	57	0.426	1:05.609	57	0.567	1:05.731
52	1.600	1:09.084	52	1.825	1:06.371	52	1.692	1:05.876	6	2.020	1:05.898	6	1.786	1:05.356
22	2.035	1:09.519	45	2.111	1:05.948	6	1.854	1:05.320	52	2.299	1:06.339	45	2.974	1:06.014
45	2.309	1:09.793	22	2.264	1:06.375	45	2.448	1:06.346	45	2.550	1:05.834	52	3.008	1:06.299
15	2.466	1:09.950	6	2.543	1:05.775	15	2.859	1:05.901	15	3.140	1:06.013	15	3.582	1:06.032
6	2.914	1:10.398	15	2.967	1:06.647	22	3.665	1:07.410	22	3.911	1:05.978	22	4.024	1:05.703
27	3.227	1:10.711	27	3.415	1:06.334	27	4.295	1:06.889	27	4.765	1:06.202	72	5.190	1:05.948
72	3.405	1:10.889	72	3.688	1:06.429	72	4.547	1:06.868	72	4.832	1:06.017	51	5.765	1:06.238
51	4.412	1:11.896	51	4.144	1:05.878	51	4.919	1:06.784	51	5.117	1:05.930	27	6.255	1:07.080
38	5.152	1:12.636	38	4.956	1:05.950	38	5.116	1:06.169	11	5.620	1:05.866	11	6.329	1:06.299
44	6.051	1:13.535	11	6.179	1:06.062	11	5.486	1:05.316	38	5.743	1:06.359	38	6.723	1:06.570
11	6.263	1:13.747	44	6.645	1:06.740	44	6.705	1:06.069	44	6.953	1:05.980	44	7.076	1:05.713
47	6.724	1:14.208	21	6.949	1:06.277	21	7.312	1:06.372	21	7.681	1:06.101	21	8.357	1:06.266
21	6.818	1:14.302	73	7.417	1:06.482	73	7.847	1:06.439	73	8.473	1:06.358	73	9.126	1:06.243
73	7.081	1:14.565	47	8.323	1:07.745	47	9.049	1:06.735	47	9.907	1:06.590	47	11.416	1:07.099
33	7.519	1:15.003	33	8.772	1:07.399	33	9.645	1:06.882	33	10.527	1:06.614	33	11.547	1:06.610
75	7.843	1:15.327	75	9.557	1:07.860	75	10.198	1:06.650	5	11.208	1:06.388	5	12.389	1:06.771
104	7.867	1:15.351	5	9.804	1:07.945	5	10.552	1:06.757	104	12.105	1:06.656	104	13.809	1:07.294
5	8.005	1:15.489	104	10.288	1:08.567	104	11.181	1:06.902	78	12.272	1:06.538	78	14.000	1:07.318
40	8.019	1:15.503	40	10.661	1:08.788	78	11.466	1:06.698	75	12.802	1:08.336	75	14.181	1:06.969
211	8.281	1:15.765	78	10.777	1:08.396	40	12.277	1:07.625	40	13.303	1:06.758	40	14.519	1:06.806
78	8.527	1:16.011	211	11.171	1:09.036	211	12.834	1:07.672	211	14.127	1:07.025	196	14.739	1:06.008
196	8.676	1:16.160	196	11.632	1:09.102	196	13.150	1:07.527	196	14.321	1:06.903	211	15.528	1:06.991
24	8.839	1:16.323	9	11.779	1:08.274	24	13.611	1:07.538	24	14.699	1:06.820	24	16.024	1:06.915
9	9.651	1:17.135	24	12.082	1:09.389	58	14.700	1:07.912	58	16.325	1:07.357	58	17.772	1:07.037
58	10.562	1:18.046	58	12.797	1:08.381	111	15.997	1:08.456	111	17.717	1:07.452	111	20.836	1:08.709
111	11.095	1:18.579	111	13.550	1:08.601	55	19.362	1:09.735	55	23.293	1:09.663	55	26.785	1:09.082
55	12.046	1:19.530	55	15.636	1:09.736	9	21.626	1:15.856 P						

Demon Tweeks Audi TT Cup Championship

RACE 19 - LAP CHART

LAP 6 @ 15:41:22.284			LAP 7 @ 15:42:28.514			LAP 8 @ 15:43:34.283			LAP 9 @ 15:44:40.166			LAP 10 @ 15:45:46.398		
NO	BEHIND	LAP TIME	NO	BEHIND	LAP TIME	NO	BEHIND	LAP TIME	NO	BEHIND	LAP TIME	NO	BEHIND	LAP TIME
48		1:05.724	57		1:05.939	57		1:05.769	57		1:05.883	57		1:06.232
57	0.291	1:05.448	48	0.343	1:06.573	6	0.340	1:05.519	6	0.446	1:05.989	6	0.328	1:06.114
6	1.309	1:05.247	6	0.590	1:05.511	48	0.493	1:05.919	48	0.685	1:06.075	48	0.478	1:06.025
45	3.061	1:05.811	45	2.508	1:05.677	45	2.551	1:05.812	45	2.706	1:06.038	45	2.588	1:06.114
52	3.731	1:06.447	52	3.719	1:06.218	52	3.984	1:06.034	52	4.628	1:06.527	52	4.831	1:06.435
15	4.014	1:06.156	15	4.115	1:06.331	15	4.460	1:06.114	15	4.768	1:06.191	72	5.587	1:06.515
22	4.124	1:05.824	22	4.327	1:06.433	22	4.624	1:06.066	72	5.304	1:06.402	15	5.621	1:07.085
72	5.146	1:05.680	72	4.605	1:05.689	72	4.785	1:05.949	22	5.313	1:06.572	22	5.817	1:06.736
51	5.722	1:05.681	51	5.702	1:06.210	51	6.044	1:06.111	51	6.297	1:06.136	51	6.386	1:06.321
27	7.184	1:06.653	11	7.296	1:06.142	11	7.339	1:05.812	11	7.490	1:06.034	11	6.965	1:05.707
11	7.384	1:06.779	27	7.384	1:06.430	27	8.041	1:06.426	27	8.326	1:06.168	27	8.388	1:06.294
38	7.497	1:06.498	38	7.964	1:06.697	38	8.825	1:06.630	38	9.469	1:06.527	21	9.767	1:06.192
44	7.822	1:06.470	44	8.125	1:06.533	44	9.371	1:07.015	21	9.807	1:06.259	38	10.191	1:06.954
21	8.793	1:06.160	21	8.538	1:05.975	21	9.431	1:06.662	44	10.276	1:06.788	44	10.567	1:06.523
73	9.499	1:06.097	73	9.839	1:06.570	73	10.628	1:06.558	73	10.987	1:06.242	73	11.427	1:06.672
33	13.103	1:07.280	33	14.011	1:07.138	5	15.344	1:06.970	5	15.911	1:06.450	5	16.506	1:06.827
5	13.574	1:06.909	5	14.143	1:06.799	33	15.772	1:07.530	33	16.195	1:06.306	33	16.867	1:06.904
47	13.758	1:08.066	47	14.717	1:07.189	78	16.009	1:06.913	78	16.692	1:06.566	78	17.096	1:06.636
78	14.660	1:06.384	78	14.865	1:06.435	75	16.435	1:06.621	75	16.952	1:06.400	75	17.386	1:06.666
75	15.280	1:06.823	75	15.583	1:06.533	40	16.806	1:06.546	40	18.283	1:07.360	196	18.927	1:06.479
40	15.476	1:06.681	40	16.029	1:06.783	104	17.398	1:06.905	196	18.680	1:06.975	40	19.197	1:07.146
104	15.718	1:07.633	104	16.262	1:06.774	196	17.588	1:06.888	104	18.845	1:07.330	104	19.649	1:07.036
196	16.077	1:07.062	196	16.469	1:06.622	211	18.387	1:07.252	211	19.401	1:06.897	211	20.613	1:07.444
211	16.487	1:06.683	211	16.904	1:06.647	24	20.622	1:07.764	24	22.313	1:07.574	24	23.256	1:07.175
24	17.473	1:07.173	24	18.627	1:07.384	58	21.133	1:07.559	58	22.696	1:07.446	58	23.854	1:07.390
58	18.755	1:06.707	58	19.343	1:06.818	111	27.021	1:08.644	111	29.425	1:08.287	111	31.251	1:08.058
111	22.662	1:07.550	111	24.146	1:07.714	55	36.843	1:09.003	55	39.655	1:08.695	55	41.901	1:08.478
55	30.530	1:09.469	55	33.609	1:09.309	47	38.590	1:29.642 P						

Demon Tweaks Audi TT Cup Championship

RACE 19 - LAP CHART

LAP 11 @ 15:46:52.269			LAP 12 @ 15:47:58.070			LAP 13 @ 15:49:03.771			LAP 14 @ 15:50:09.722		
NO	BEHIND	LAP TIME	NO	BEHIND	LAP TIME	NO	BEHIND	LAP TIME	NO	BEHIND	LAP TIME
57		1:05.871	57		1:05.801	57		1:05.701	57		1:05.951
48	0.281	1:05.674	48	0.317	1:05.837	48	0.329	1:05.713	48	0.714	1:06.336
6	0.678	1:06.221	6	0.578	1:05.701	6	0.652	1:05.775	6	0.886	1:06.185
45	2.680	1:05.963	45	4.940	1:08.061	72	6.649	1:06.386	72	6.815	1:06.117
52	5.253	1:06.293	52	5.786	1:06.334	52	6.883	1:06.798	52	7.124	1:06.192
72	5.886	1:06.170	72	5.964	1:05.879	15	7.860	1:06.606	15	8.253	1:06.344
15	6.609	1:06.859	15	6.955	1:06.147	22	8.414	1:06.797	11	8.878	1:06.397
22	6.914	1:06.968	22	7.318	1:06.205	11	8.432	1:06.506	22	9.208	1:06.745
11	7.366	1:06.272	11	7.627	1:06.062	51	9.100	1:06.569	51	9.558	1:06.409
51	7.406	1:06.891	51	8.232	1:06.627	27	9.759	1:06.419	27	10.265	1:06.457
27	8.539	1:06.022	27	9.041	1:06.303	45	10.471	1:11.232	21	13.030	1:06.205
38	10.725	1:06.405	21	12.229	1:07.103	21	12.776	1:06.248	38	13.874	1:06.492
21	10.927	1:07.031	38	12.431	1:07.507	38	13.333	1:06.603	45	14.206	1:09.686
44	11.470	1:06.774	44	13.023	1:07.354	44	13.772	1:06.450	44	14.211	1:06.390
73	12.147	1:06.591	73	13.367	1:07.021	73	14.080	1:06.414	73	14.824	1:06.695
5	17.140	1:06.505	5	17.740	1:06.401	5	18.686	1:06.647	5	19.106	1:06.371
33	17.569	1:06.573	33	18.532	1:06.764	78	19.702	1:06.637	78	20.595	1:06.844
78	17.999	1:06.774	78	18.766	1:06.568	33	19.708	1:06.877	75	21.596	1:07.490
75	18.389	1:06.874	75	19.031	1:06.443	75	20.057	1:06.727	33	21.909	1:08.152
196	19.862	1:06.806	196	20.438	1:06.377	196	21.480	1:06.743	196	22.168	1:06.639
40	20.290	1:06.964	40	21.775	1:07.286	40	24.147	1:08.073	104	25.466	1:07.127
104	20.667	1:06.889	104	22.008	1:07.142	104	24.290	1:07.983	40	26.000	1:07.804
211	23.105	1:08.363	211	24.097	1:06.793	211	25.585	1:07.189	211	26.621	1:06.987
24	24.556	1:07.171	24	25.888	1:07.133	24	27.008	1:06.821	24	28.249	1:07.192
58	25.168	1:07.185	58	26.549	1:07.182	58	27.660	1:06.812	58	28.661	1:06.952
111	33.051	1:07.671	111	35.552	1:08.302	111	37.636	1:07.785	111	41.113	1:09.428
55	45.046	1:09.016	55	47.875	1:08.630	55	51.802	1:09.628	55	54.947	1:09.096

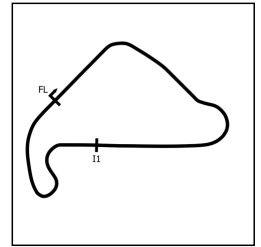
Demon Tweeks Audi TT Cup Championship

RACE 19 - POSITION CHART

No	Name	Lap Pos	Lap														
			1	2	3	4	5	6	7	8	9	10	11	12	13	14	
48	STACEY	1	48	48	48	48	48	48	57	57	57	57	57	57	57	57	57
57	HEADING	2	57	57	57	57	57	57	48	6	6	6	48	48	48	48	48
52	LUTI	3	52	52	52	6	6	6	6	48	48	48	6	6	6	6	6
22	PELOSI	4	22	45	6	52	45	45	45	45	45	45	45	45	72	72	72
9	WILLIAMS	5	45	22	45	45	52	52	52	52	52	52	52	52	52	52	52
15	DYER	6	15	6	15	15	15	15	15	15	15	72	72	72	15	15	15
27	GRICE	7	6	15	22	22	22	22	22	22	72	15	15	15	22	11	11
45	SWIFT	8	27	27	27	27	72	72	72	72	22	22	22	22	11	22	22
72	LUFF	9	72	72	72	72	51	51	51	51	51	51	11	11	51	51	51
6	BURNS	10	51	51	51	51	27	27	11	11	11	11	51	51	27	27	27
47	BUDD	11	38	38	38	11	11	11	27	27	27	27	27	27	45	21	21
77	FODEN	12	44	11	11	38	38	38	38	38	38	21	38	21	21	38	38
38	WROOT	13	11	44	44	44	44	44	44	44	21	38	21	38	38	45	45
51	HANDLEY	14	47	21	21	21	21	21	21	21	44	44	44	44	44	44	44
104	CHAPMAN	15	21	73	73	73	73	73	73	73	73	73	73	73	73	73	73
44	BUDD	16	73	47	47	47	47	33	33	5	5	5	5	5	5	5	5
73	MAKAR	17	33	33	33	33	33	5	5	33	33	33	33	33	33	78	78
75	DEVINE-KING	18	75	75	75	5	5	47	47	78	78	78	78	78	33	75	75
24	SAVAGE	19	104	5	5	104	104	78	78	75	75	75	75	75	75	33	33
33	BOOTH	20	5	104	104	78	78	75	75	40	40	196	196	196	196	196	196
58	HARRIS	21	40	40	78	75	75	40	40	104	196	40	40	40	40	104	104
211	SMITH	22	211	78	40	40	40	104	104	196	104	104	104	104	104	40	40
40	WEAVER	23	78	211	211	211	196	196	196	211	211	211	211	211	211	211	211
11	BLAIR	24	196	196	196	196	211	211	211	24	24	24	24	24	24	24	24
21	SMITH	25	24	9	24	24	24	24	24	58	58	58	58	58	58	58	58
78	FORBER	26	9	24	58	58	58	58	58	111	111	111	111	111	111	111	111
55	RICHARDSON	27	58	58	111	111	111	111	111	55	55	55	55	55	55	55	55
111	GRAY	28	111	111	55	55	55	55	55	47							
5	MEAGHER	29	55	55	9												
196	BRADY	30															

Demon Tweaks Audi TT Cup Championship

RACE 19 - SECTOR ANALYSIS



SECTOR 1 = FL to I1, SECTOR 2 = I1 to FL, DIFF = Difference To Personal Best Lap, P = Crossed Finish Line in Pit Lane, D = Time Disallowed

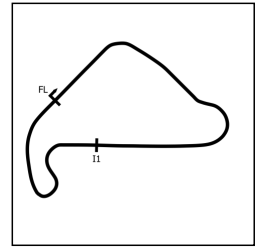
P1 57		Sam HEADING		Audi TT 2.0 TFSI		
IDEAL LAP TIME : 1:05.418		BEST LAP TIME : 1:05.448		DIFFERENCE : 0.030		
LAP	SECTOR 1	SECTOR 2	LAP TIME	MPH	DIFF	TIME OF DAY
1 -		26.859	1:08.541	86.16	3.093	15:35:54.140
2 -	39.085	26.949	1:06.034	89.43	0.586	15:37:00.174
3 -	38.819	26.794	1:05.613 (3)	90.00	0.165	15:38:05.787
4 -	38.865	26.744	1:05.609 (2)	90.01	0.161	15:39:11.396
5 -	38.920	26.811	1:05.731	89.84	0.283	15:40:17.127
6 -	38.674	26.774	1:05.448 (1)	90.23		15:41:22.575
7 -	39.169	26.770	1:05.939	89.56	0.491	15:42:28.514
8 -	38.907	26.862	1:05.769	89.79	0.321	15:43:34.283
9 -	38.990	26.893	1:05.883	89.63	0.435	15:44:40.166
10 -	39.157	27.075	1:06.232	89.16	0.784	15:45:46.398
11 -	39.040	26.831	1:05.871	89.65	0.423	15:46:52.269
12 -	38.922	26.879	1:05.801	89.75	0.353	15:47:58.070
13 -	38.950	26.751	1:05.701	89.88	0.253	15:49:03.771
14 -	39.073	26.878	1:05.951	89.54	0.503	15:50:09.722

P2 48		William STACEY		Audi TT 2.0 TFSI		
IDEAL LAP TIME : 1:05.497		BEST LAP TIME : 1:05.590		DIFFERENCE : 0.093		
LAP	SECTOR 1	SECTOR 2	LAP TIME	MPH	DIFF	TIME OF DAY
1 -		26.961	1:07.484	87.51	1.894	15:35:53.083
2 -	39.063	27.083	1:06.146	89.28	0.556	15:36:59.229
3 -	39.168	26.841	1:06.009	89.46	0.419	15:38:05.238
4 -	38.953	26.779	1:05.732	89.84	0.142	15:39:10.970
5 -	38.846	26.744	1:05.590 (1)	90.03		15:40:16.560
6 -	38.978	26.746	1:05.724	89.85	0.134	15:41:22.284
7 -	39.550	27.023	1:06.573	88.70	0.983	15:42:28.857
8 -	39.051	26.868	1:05.919	89.58	0.329	15:43:34.776
9 -	38.829	27.246	1:06.075	89.37	0.485	15:44:40.851
10 -	38.755	27.270	1:06.025	89.44	0.435	15:45:46.876
11 -	38.932	26.742	1:05.674 (2)	89.92	0.084	15:46:52.550
12 -	38.833	27.004	1:05.837	89.70	0.247	15:47:58.387
13 -	38.938	26.775	1:05.713 (3)	89.87	0.123	15:49:04.100
14 -	39.202	27.134	1:06.336	89.02	0.746	15:50:10.436

P3 6		Bradley BURNS		Audi TT 2.0 TFSI		
IDEAL LAP TIME : 1:04.988		BEST LAP TIME : 1:05.247		DIFFERENCE : 0.259		
LAP	SECTOR 1	SECTOR 2	LAP TIME	MPH	DIFF	TIME OF DAY
1 -		26.844	1:10.398	83.88	5.151	15:35:55.997
2 -	38.496	27.279	1:05.775	89.78	0.528	15:37:01.772
3 -	38.828	26.492	1:05.320 (2)	90.41	0.073	15:38:07.092
4 -	39.148	26.750	1:05.898	89.61	0.651	15:39:12.990
5 -	38.687	26.669	1:05.356 (3)	90.36	0.109	15:40:18.346
6 -	38.615	26.632	1:05.247 (1)	90.51		15:41:23.593
7 -	38.603	26.908	1:05.511	90.14	0.264	15:42:29.104
8 -	38.767	26.752	1:05.519	90.13	0.272	15:43:34.623
9 -	38.742	27.247	1:05.989	89.49	0.742	15:44:40.612
10 -	38.907	27.207	1:06.114	89.32	0.867	15:45:46.726
11 -	39.240	26.981	1:06.221	89.18	0.974	15:46:52.947
12 -	38.796	26.905	1:05.701	89.88	0.454	15:47:58.648
13 -	38.874	26.901	1:05.775	89.78	0.528	15:49:04.423
14 -	38.853	27.332	1:06.185	89.22	0.938	15:50:10.608

Demon Tweaks Audi TT Cup Championship

RACE 19 - SECTOR ANALYSIS



SECTOR 1 = FL to I1, SECTOR 2 = I1 to FL, DIFF = Difference To Personal Best Lap, P = Crossed Finish Line in Pit Lane, D = Time Disallowed

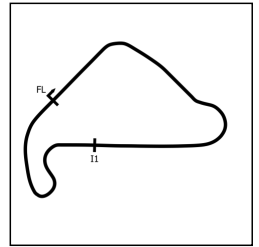
P4 72		Matt LUFF		Audi TT 2.0 TFSI		
IDEAL LAP TIME : 1:05.671		BEST LAP TIME : 1:05.680		DIFFERENCE : 0.009		
LAP	SECTOR 1	SECTOR 2	LAP TIME	MPH	DIFF	TIME OF DAY
1 -		27.106	1:10.889	83.30	5.209	15:35:56.488
2 -	38.869	27.560	1:06.429	88.90	0.749	15:37:02.917
3 -	39.182	27.686	1:06.868	88.31	1.188	15:38:09.785
4 -	38.974	27.043	1:06.017	89.45	0.337	15:39:15.802
5 -	39.113	26.835	1:05.948	89.55	0.268	15:40:21.750
6 -	38.836	26.844	1:05.680 (1)	89.91		15:41:27.430
7 -	38.845	26.844	1:05.689 (2)	89.90	0.009	15:42:33.119
8 -	38.948	27.001	1:05.949	89.54	0.269	15:43:39.068
9 -	38.926	27.476	1:06.402	88.93	0.722	15:44:45.470
10 -	39.524	26.991	1:06.515	88.78	0.835	15:45:51.985
11 -	39.264	26.906	1:06.170	89.24	0.490	15:46:58.155
12 -	38.844	27.035	1:05.879 (3)	89.64	0.199	15:48:04.034
13 -	39.348	27.038	1:06.386	88.95	0.706	15:49:10.420
14 -	39.120	26.997	1:06.117	89.32	0.437	15:50:16.537

P5 52		Paul LUTI		Audi TT 2.0 TFSI		
IDEAL LAP TIME : 1:05.865		BEST LAP TIME : 1:05.876		DIFFERENCE : 0.011		
LAP	SECTOR 1	SECTOR 2	LAP TIME	MPH	DIFF	TIME OF DAY
1 -		27.103	1:09.084	85.48	3.208	15:35:54.683
2 -	39.206	27.165	1:06.371	88.97	0.495	15:37:01.054
3 -	38.891	26.985	1:05.876 (1)	89.64		15:38:06.930
4 -	39.286	27.053	1:06.339	89.02	0.463	15:39:13.269
5 -	38.972	27.327	1:06.299	89.07	0.423	15:40:19.568
6 -	39.296	27.151	1:06.447	88.87	0.571	15:41:26.015
7 -	39.142	27.076	1:06.218	89.18	0.342	15:42:32.233
8 -	39.060	26.974	1:06.034 (2)	89.43	0.158	15:43:38.267
9 -	39.202	27.325	1:06.527	88.77	0.651	15:44:44.794
10 -	39.331	27.104	1:06.435	88.89	0.559	15:45:51.229
11 -	39.247	27.046	1:06.293	89.08	0.417	15:46:57.522
12 -	39.197	27.137	1:06.334	89.02	0.458	15:48:03.856
13 -	39.711	27.087	1:06.798	88.41	0.922	15:49:10.654
14 -	39.105	27.087	1:06.192 (3)	89.22	0.316	15:50:16.846

P6 15		Andrew DYER		Audi TT 2.0 TFSI		
IDEAL LAP TIME : 1:05.727		BEST LAP TIME : 1:05.901		DIFFERENCE : 0.174		
LAP	SECTOR 1	SECTOR 2	LAP TIME	MPH	DIFF	TIME OF DAY
1 -		27.033	1:09.950	84.42	4.049	15:35:55.549
2 -	39.091	27.556	1:06.647	88.61	0.746	15:37:02.196
3 -	39.060	26.841	1:05.901 (1)	89.61		15:38:08.097
4 -	39.017	26.996	1:06.013 (2)	89.46	0.112	15:39:14.110
5 -	39.115	26.917	1:06.032 (3)	89.43	0.131	15:40:20.142
6 -	39.037	27.119	1:06.156	89.26	0.255	15:41:26.298
7 -	39.062	27.269	1:06.331	89.03	0.430	15:42:32.629
8 -	38.976	27.138	1:06.114	89.32	0.213	15:43:38.743
9 -	38.886	27.305	1:06.191	89.22	0.290	15:44:44.934
10 -	39.348	27.737	1:07.085	88.03	1.184	15:45:52.019
11 -	39.753	27.106	1:06.859	88.33	0.958	15:46:58.878
12 -	39.081	27.066	1:06.147	89.28	0.246	15:48:05.025
13 -	39.430	27.176	1:06.606	88.66	0.705	15:49:11.631
14 -	39.152	27.192	1:06.344	89.01	0.443	15:50:17.975

Demon Tweaks Audi TT Cup Championship

RACE 19 - SECTOR ANALYSIS



SECTOR 1 = FL to I1, SECTOR 2 = I1 to FL, DIFF = Difference To Personal Best Lap, P = Crossed Finish Line in Pit Lane, D = Time Disallowed

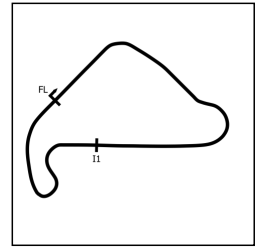
P7 11 Adam BLAIR		Audi TT 2.0 TFSI				
IDEAL LAP TIME : 1:05.168		BEST LAP TIME : 1:05.316		DIFFERENCE : 0.148		
LAP	SECTOR 1	SECTOR 2	LAP TIME	MPH	DIFF	TIME OF DAY
1 -		27.791	1:13.747	80.07	8.431	15:35:59.346
2 -	39.028	27.034	1:06.062	89.39	0.746	15:37:05.408
3 -	38.514	26.802	1:05.316 (1)	90.41		15:38:10.724
4 -	38.825	27.041	1:05.866	89.66	0.550	15:39:16.590
5 -	38.881	27.418	1:06.299	89.07	0.983	15:40:22.889
6 -	39.209	27.570	1:06.779	88.43	1.463	15:41:29.668
7 -	39.085	27.057	1:06.142	89.28	0.826	15:42:35.810
8 -	39.088	26.724	1:05.812 (3)	89.73	0.496	15:43:41.622
9 -	39.137	26.897	1:06.034	89.43	0.718	15:44:47.656
10 -	39.053	26.654	1:05.707 (2)	89.87	0.391	15:45:53.363
11 -	38.902	27.370	1:06.272	89.11	0.956	15:46:59.635
12 -	39.095	26.967	1:06.062	89.39	0.746	15:48:05.697
13 -	39.123	27.383	1:06.506	88.79	1.190	15:49:12.203
14 -	39.495	26.902	1:06.397	88.94	1.081	15:50:18.600

P8 51 Luke HANDLEY		Audi TT 2.0 TFSI				
IDEAL LAP TIME : 1:05.677		BEST LAP TIME : 1:05.681		DIFFERENCE : 0.004		
LAP	SECTOR 1	SECTOR 2	LAP TIME	MPH	DIFF	TIME OF DAY
1 -		27.076	1:11.896	82.14	6.215	15:35:57.495
2 -	38.742	27.136	1:05.878 (2)	89.64	0.197	15:37:03.373
3 -	39.263	27.521	1:06.784	88.42	1.103	15:38:10.157
4 -	38.917	27.013	1:05.930 (3)	89.57	0.249	15:39:16.087
5 -	39.215	27.023	1:06.238	89.15	0.557	15:40:22.325
6 -	38.746	26.935	1:05.681 (1)	89.91		15:41:28.006
7 -	39.129	27.081	1:06.210	89.19	0.529	15:42:34.216
8 -	39.039	27.072	1:06.111	89.32	0.430	15:43:40.327
9 -	39.194	26.942	1:06.136	89.29	0.455	15:44:46.463
10 -	39.353	26.968	1:06.321	89.04	0.640	15:45:52.784
11 -	39.380	27.511	1:06.891	88.28	1.210	15:46:59.675
12 -	39.583	27.044	1:06.627	88.63	0.946	15:48:06.302
13 -	39.337	27.232	1:06.569	88.71	0.888	15:49:12.871
14 -	39.255	27.154	1:06.409	88.92	0.728	15:50:19.280

P9 27 Mark GRICE		Audi TT 2.0 TFSI				
IDEAL LAP TIME : 1:05.732		BEST LAP TIME : 1:06.022		DIFFERENCE : 0.290		
LAP	SECTOR 1	SECTOR 2	LAP TIME	MPH	DIFF	TIME OF DAY
1 -		27.101	1:10.711	83.51	4.689	15:35:56.310
2 -	38.915	27.419	1:06.334	89.02	0.312	15:37:02.644
3 -	39.500	27.389	1:06.889	88.29	0.867	15:38:09.533
4 -	38.941	27.261	1:06.202 (3)	89.20	0.180	15:39:15.735
5 -	39.753	27.327	1:07.080	88.03	1.058	15:40:22.815
6 -	39.348	27.305	1:06.653	88.60	0.631	15:41:29.468
7 -	39.081	27.349	1:06.430	88.90	0.408	15:42:35.898
8 -	39.521	26.905	1:06.426	88.90	0.404	15:43:42.324
9 -	39.063	27.105	1:06.168 (2)	89.25	0.146	15:44:48.492
10 -	39.238	27.056	1:06.294	89.08	0.272	15:45:54.786
11 -	39.145	26.877	1:06.022 (1)	89.45		15:47:00.808
12 -	39.302	27.001	1:06.303	89.07	0.281	15:48:07.111
13 -	38.855	27.564	1:06.419	88.91	0.397	15:49:13.530
14 -	39.452	27.005	1:06.457	88.86	0.435	15:50:19.987

Demon Tweaks Audi TT Cup Championship

RACE 19 - SECTOR ANALYSIS



SECTOR 1 = FL to I1, SECTOR 2 = I1 to FL, DIFF = Difference To Personal Best Lap, P = Crossed Finish Line in Pit Lane, D = Time Disallowed

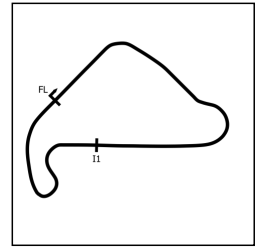
P10 21 M		Sean SMITH		Audi TT 2.0 TFSI		
IDEAL LAP TIME : 1:05.774		BEST LAP TIME : 1:05.975		DIFFERENCE : 0.201		
LAP	SECTOR 1	SECTOR 2	LAP TIME	MPH	DIFF	TIME OF DAY
1 -		28.007	1:14.302	79.48	8.327	15:35:59.901
2 -	39.031	27.246	1:06.277	89.10	0.302	15:37:06.178
3 -	39.175	27.197	1:06.372	88.97	0.397	15:38:12.550
4 -	39.050	27.051	1:06.101 (2)	89.34	0.126	15:39:18.651
5 -	39.133	27.133	1:06.266	89.12	0.291	15:40:24.917
6 -	39.105	27.055	1:06.160 (3)	89.26	0.185	15:41:31.077
7 -	38.886	27.089	1:05.975 (1)	89.51		15:42:37.052
8 -	39.476	27.186	1:06.662	88.59	0.687	15:43:43.714
9 -	39.290	26.969	1:06.259	89.13	0.284	15:44:49.973
10 -	39.283	26.909	1:06.192	89.22	0.217	15:45:56.165
11 -	39.414	27.617	1:07.031	88.10	1.056	15:47:03.196
12 -	39.804	27.299	1:07.103	88.00	1.128	15:48:10.299
13 -	39.196	27.052	1:06.248	89.14	0.273	15:49:16.547
14 -	38.865	27.340	1:06.205	89.20	0.230	15:50:22.752

P11 45		Carl SWIFT		Audi TT 2.0 TFSI		
IDEAL LAP TIME : 1:05.367		BEST LAP TIME : 1:05.677		DIFFERENCE : 0.310		
LAP	SECTOR 1	SECTOR 2	LAP TIME	MPH	DIFF	TIME OF DAY
1 -		26.921	1:09.793	84.61	4.116	15:35:55.392
2 -	38.703	27.245	1:05.948	89.55	0.271	15:37:01.340
3 -	39.682	26.664	1:06.346	89.01	0.669	15:38:07.686
4 -	38.771	27.063	1:05.834	89.70	0.157	15:39:13.520
5 -	38.789	27.225	1:06.014	89.46	0.337	15:40:19.534
6 -	39.046	26.765	1:05.811 (2)	89.73	0.134	15:41:25.345
7 -	38.984	26.693	1:05.677 (1)	89.91		15:42:31.022
8 -	39.004	26.808	1:05.812 (3)	89.73	0.135	15:43:36.834
9 -	39.257	26.781	1:06.038	89.42	0.361	15:44:42.872
10 -	39.218	26.896	1:06.114	89.32	0.437	15:45:48.986
11 -	39.074	26.889	1:05.963	89.53	0.286	15:46:54.949
12 -	39.851	28.210	1:08.061	86.77	2.384	15:48:03.010
13 -	42.763	28.469	1:11.232	82.90	5.555	15:49:14.242
14 -	41.265	28.421	1:09.686	84.74	4.009	15:50:23.928

P12 22		Jason PELOSI		Audi TT 2.0 TFSI		
IDEAL LAP TIME : 1:05.661		BEST LAP TIME : 1:05.703		DIFFERENCE : 0.042		
LAP	SECTOR 1	SECTOR 2	LAP TIME	MPH	DIFF	TIME OF DAY
1 -		26.909	1:09.519	84.94	3.816	15:35:55.118
2 -	38.997	27.378	1:06.375	88.97	0.672	15:37:01.493
3 -	40.535	26.875	1:07.410	87.60	1.707	15:38:08.903
4 -	39.010	26.968	1:05.978 (3)	89.50	0.275	15:39:14.881
5 -	38.826	26.877	1:05.703 (1)	89.88		15:40:20.584
6 -	38.786	27.038	1:05.824 (2)	89.71	0.121	15:41:26.408
7 -	39.309	27.124	1:06.433	88.89	0.730	15:42:32.841
8 -	38.996	27.070	1:06.066	89.39	0.363	15:43:38.907
9 -	38.929	27.643	1:06.572	88.71	0.869	15:44:45.479
10 -	39.697	27.039	1:06.736	88.49	1.033	15:45:52.215
11 -	39.714	27.254	1:06.968	88.18	1.265	15:46:59.183
12 -	39.266	26.939	1:06.205	89.20	0.502	15:48:05.388
13 -	39.253	27.544	1:06.797	88.41	1.094	15:49:12.185
14 -	39.735	27.010	1:06.745	88.48	1.042	15:50:18.930

Demon Tweaks Audi TT Cup Championship

RACE 19 - SECTOR ANALYSIS



SECTOR 1 = FL to I1, SECTOR 2 = I1 to FL, DIFF = Difference To Personal Best Lap, P = Crossed Finish Line in Pit Lane, D = Time Disallowed

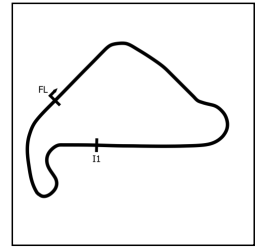
P13 44		Charles BUDD		Audi TT 2.0 TFSI		
IDEAL LAP TIME : 1:05.628		BEST LAP TIME : 1:05.713		DIFFERENCE : 0.085		
LAP	SECTOR 1	SECTOR 2	LAP TIME	MPH	DIFF	TIME OF DAY
1 -		27.698	1:13.535	80.31	7.822	15:35:59.134
2 -	39.488	27.252	1:06.740	88.48	1.027	15:37:05.874
3 -	39.075	26.994	1:06.069 (3)	89.38	0.356	15:38:11.943
4 -	39.221	26.759	1:05.980 (2)	89.50	0.267	15:39:17.923
5 -	38.869	26.844	1:05.713 (1)	89.87		15:40:23.636
6 -	39.211	27.259	1:06.470	88.84	0.757	15:41:30.106
7 -	39.206	27.327	1:06.533	88.76	0.820	15:42:36.639
8 -	39.300	27.715	1:07.015	88.12	1.302	15:43:43.654
9 -	39.529	27.259	1:06.788	88.42	1.075	15:44:50.442
10 -	39.262	27.261	1:06.523	88.77	0.810	15:45:56.965
11 -	39.247	27.527	1:06.774	88.44	1.061	15:47:03.739
12 -	39.609	27.745	1:07.354	87.68	1.641	15:48:11.093
13 -	39.225	27.225	1:06.450	88.87	0.737	15:49:17.543
14 -	39.098	27.292	1:06.390	88.95	0.677	15:50:23.933

P14 73		Ross MAKAR		Audi TT 2.0 TFSI		
IDEAL LAP TIME : 1:06.097		BEST LAP TIME : 1:06.097		DIFFERENCE : 0.000		
LAP	SECTOR 1	SECTOR 2	LAP TIME	MPH	DIFF	TIME OF DAY
1 -		28.818	1:14.565	79.20	8.468	15:36:00.164
2 -	39.198	27.284	1:06.482	88.83	0.385	15:37:06.646
3 -	39.360	27.079	1:06.439	88.88	0.342	15:38:13.085
4 -	39.196	27.162	1:06.358	88.99	0.261	15:39:19.443
5 -	39.203	27.040	1:06.243 (3)	89.15	0.146	15:40:25.686
6 -	39.143	26.954	1:06.097 (1)	89.34		15:41:31.783
7 -	39.579	26.991	1:06.570	88.71	0.473	15:42:38.353
8 -	39.540	27.018	1:06.558	88.72	0.461	15:43:44.911
9 -	39.156	27.086	1:06.242 (2)	89.15	0.145	15:44:51.153
10 -	39.338	27.334	1:06.672	88.57	0.575	15:45:57.825
11 -	39.365	27.226	1:06.591	88.68	0.494	15:47:04.416
12 -	39.251	27.770	1:07.021	88.11	0.924	15:48:11.437
13 -	39.249	27.165	1:06.414	88.92	0.317	15:49:17.851
14 -	39.340	27.355	1:06.695	88.54	0.598	15:50:24.546

P15 38		Morgan WROOT		Audi TT 2.0 TFSI		
IDEAL LAP TIME : 1:05.799		BEST LAP TIME : 1:05.950		DIFFERENCE : 0.151		
LAP	SECTOR 1	SECTOR 2	LAP TIME	MPH	DIFF	TIME OF DAY
1 -		27.391	1:12.636	81.30	6.686	15:35:58.235
2 -	38.854	27.096	1:05.950 (1)	89.54		15:37:04.185
3 -	38.703	27.466	1:06.169 (2)	89.25	0.219	15:38:10.354
4 -	38.879	27.480	1:06.359 (3)	88.99	0.409	15:39:16.713
5 -	38.909	27.661	1:06.570	88.71	0.620	15:40:23.283
6 -	39.232	27.266	1:06.498	88.80	0.548	15:41:29.781
7 -	39.271	27.426	1:06.697	88.54	0.747	15:42:36.478
8 -	39.270	27.360	1:06.630	88.63	0.680	15:43:43.108
9 -	39.182	27.345	1:06.527	88.77	0.577	15:44:49.635
10 -	39.468	27.486	1:06.954	88.20	1.004	15:45:56.589
11 -	39.176	27.229	1:06.405	88.93	0.455	15:47:02.994
12 -	40.138	27.369	1:07.507	87.48	1.557	15:48:10.501
13 -	39.329	27.274	1:06.603	88.66	0.653	15:49:17.104
14 -	39.168	27.324	1:06.492	88.81	0.542	15:50:23.596

Demon Tweaks Audi TT Cup Championship

RACE 19 - SECTOR ANALYSIS



SECTOR 1 = FL to I1, SECTOR 2 = I1 to FL, DIFF = Difference To Personal Best Lap, P = Crossed Finish Line in Pit Lane, D = Time Disallowed

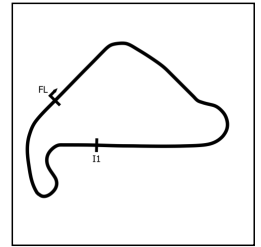
P16 78		Richard FORBER		Audi TT 2.0 TFSI			
IDEAL LAP TIME : 1:06.136		BEST LAP TIME : 1:06.384		DIFFERENCE : 0.248			
LAP	SECTOR 1	SECTOR 2	LAP TIME	MPH	DIFF	TIME OF DAY	
1 -		28.354	1:16.011	77.69	9.627	15:36:01.610	
2 -	40.225	28.171	1:08.396	86.34	2.012	15:37:10.006	
3 -	39.260	27.438	1:06.698	88.54	0.314	15:38:16.704	
4 -	39.121	27.417	1:06.538 (3)	88.75	0.154	15:39:23.242	
5 -	40.004	27.314	1:07.318	87.72	0.934	15:40:30.560	
6 -	39.311	27.073	1:06.384 (1)	88.96		15:41:36.944	
7 -	39.063	27.372	1:06.435 (2)	88.89	0.051	15:42:43.379	
8 -	39.777	27.136	1:06.913	88.25	0.529	15:43:50.292	
9 -	39.263	27.303	1:06.566	88.71	0.182	15:44:56.858	
10 -	39.368	27.268	1:06.636	88.62	0.252	15:46:03.494	
11 -	39.522	27.252	1:06.774	88.44	0.390	15:47:10.268	
12 -	39.223	27.345	1:06.568	88.71	0.184	15:48:16.836	
13 -	39.225	27.412	1:06.637	88.62	0.253	15:49:23.473	
14 -	39.721	27.123	1:06.844	88.35	0.460	15:50:30.317	

P17 75		Oliver DEVINE-KING		Audi TT 2.0 TFSI			
IDEAL LAP TIME : 1:06.053		BEST LAP TIME : 1:06.400		DIFFERENCE : 0.347			
LAP	SECTOR 1	SECTOR 2	LAP TIME	MPH	DIFF	TIME OF DAY	
1 -		28.411	1:15.327	78.40	8.927	15:36:00.926	
2 -	39.465	28.395	1:07.860	87.02	1.460	15:37:08.786	
3 -	39.154	27.496	1:06.650	88.60	0.250	15:38:15.436	
4 -	38.966	29.370	1:08.336	86.42	1.936	15:39:23.772	
5 -	39.586	27.383	1:06.969	88.18	0.569	15:40:30.741	
6 -	39.374	27.449	1:06.823	88.37	0.423	15:41:37.564	
7 -	39.117	27.416	1:06.533 (3)	88.76	0.133	15:42:44.097	
8 -	39.437	27.184	1:06.621	88.64	0.221	15:43:50.718	
9 -	39.313	27.087	1:06.400 (1)	88.94		15:44:57.118	
10 -	39.475	27.191	1:06.666	88.58	0.266	15:46:03.784	
11 -	39.515	27.359	1:06.874	88.31	0.474	15:47:10.658	
12 -	39.180	27.263	1:06.443 (2)	88.88	0.043	15:48:17.101	
13 -	39.146	27.581	1:06.727	88.50	0.327	15:49:23.828	
14 -	39.793	27.697	1:07.490	87.50	1.090	15:50:31.318	

P18 33 M		Patrick BOOTH		Audi TT 2.0 TFSI			
IDEAL LAP TIME : 1:06.155		BEST LAP TIME : 1:06.306		DIFFERENCE : 0.151			
LAP	SECTOR 1	SECTOR 2	LAP TIME	MPH	DIFF	TIME OF DAY	
1 -		28.715	1:15.003	78.73	8.697	15:36:00.602	
2 -	39.244	28.155	1:07.399	87.62	1.093	15:37:08.001	
3 -	39.438	27.444	1:06.882	88.29	0.576	15:38:14.883	
4 -	39.257	27.357	1:06.614	88.65	0.308	15:39:21.497	
5 -	39.026	27.584	1:06.610 (3)	88.66	0.304	15:40:28.107	
6 -	39.936	27.344	1:07.280	87.77	0.974	15:41:35.387	
7 -	39.618	27.520	1:07.138	87.96	0.832	15:42:42.525	
8 -	40.005	27.525	1:07.530	87.45	1.224	15:43:50.055	
9 -	39.076	27.230	1:06.306 (1)	89.06		15:44:56.361	
10 -	39.372	27.532	1:06.904	88.27	0.598	15:46:03.265	
11 -	39.444	27.129	1:06.573 (2)	88.70	0.267	15:47:09.838	
12 -	39.485	27.279	1:06.764	88.45	0.458	15:48:16.602	
13 -	39.238	27.639	1:06.877	88.30	0.571	15:49:23.479	
14 -	40.147	28.005	1:08.152	86.65	1.846	15:50:31.631	

Demon Tweaks Audi TT Cup Championship

RACE 19 - SECTOR ANALYSIS



SECTOR 1 = FL to I1, SECTOR 2 = I1 to FL, DIFF = Difference To Personal Best Lap, P = Crossed Finish Line in Pit Lane, D = Time Disallowed

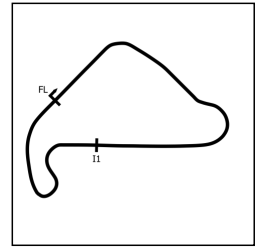
P19 196		Nick BRADY		Audi TT 2.0 TFSI		
IDEAL LAP TIME : 1:06.008		BEST LAP TIME : 1:06.008		DIFFERENCE : 0.000		
LAP	SECTOR 1	SECTOR 2	LAP TIME	MPH	DIFF	TIME OF DAY
1 -		27.841	1:16.160	77.54	10.152	15:36:01.759
2 -	40.691	28.411	1:09.102	85.46	3.094	15:37:10.861
3 -	39.516	28.011	1:07.527	87.45	1.519	15:38:18.388
4 -	39.422	27.481	1:06.903	88.27	0.895	15:39:25.291
5 -	39.096	26.912	1:06.008 (1)	89.46		15:40:31.299
6 -	39.445	27.617	1:07.062	88.06	1.054	15:41:38.361
7 -	39.312	27.310	1:06.622	88.64	0.614	15:42:44.983
8 -	39.598	27.290	1:06.888	88.29	0.880	15:43:51.871
9 -	39.591	27.384	1:06.975	88.17	0.967	15:44:58.846
10 -	39.349	27.130	1:06.479 (3)	88.83	0.471	15:46:05.325
11 -	39.426	27.380	1:06.806	88.40	0.798	15:47:12.131
12 -	39.231	27.146	1:06.377 (2)	88.97	0.369	15:48:18.508
13 -	39.360	27.383	1:06.743	88.48	0.735	15:49:25.251
14 -	39.336	27.303	1:06.639	88.62	0.631	15:50:31.890

P20 5		Sam MEAGHER		Audi TT 2.0 TFSI		
IDEAL LAP TIME : 1:05.870		BEST LAP TIME : 1:06.371		DIFFERENCE : 0.501		
LAP	SECTOR 1	SECTOR 2	LAP TIME	MPH	DIFF	TIME OF DAY
1 -		27.682	1:15.489	78.23	9.118	15:36:01.088
2 -	39.485	28.460	1:07.945	86.91	1.574	15:37:09.033
3 -	39.065	27.692	1:06.757	88.46	0.386	15:38:15.790
4 -	38.681	27.707	1:06.388 (2)	88.95	0.017	15:39:22.178
5 -	39.504	27.267	1:06.771	88.44	0.400	15:40:28.949
6 -	39.329	27.580	1:06.909	88.26	0.538	15:41:35.858
7 -	39.435	27.364	1:06.799	88.40	0.428	15:42:42.657
8 -	39.659	27.311	1:06.970	88.18	0.599	15:43:49.627
9 -	39.120	27.330	1:06.450	88.87	0.079	15:44:56.077
10 -	39.508	27.319	1:06.827	88.37	0.456	15:46:02.904
11 -	39.256	27.249	1:06.505	88.80	0.134	15:47:09.409
12 -	39.059	27.342	1:06.401 (3)	88.93	0.030	15:48:15.810
13 -	39.308	27.339	1:06.647	88.61	0.276	15:49:22.457
14 -	39.182	27.189	1:06.371 (1)	88.97		15:50:28.828

P21 104		Daniel CHAPMAN		Audi TT 2.0 TFSI		
IDEAL LAP TIME : 1:06.453		BEST LAP TIME : 1:06.656		DIFFERENCE : 0.203		
LAP	SECTOR 1	SECTOR 2	LAP TIME	MPH	DIFF	TIME OF DAY
1 -		30.280	1:15.351	78.37	8.695	15:36:00.950
2 -	39.947	28.620	1:08.567	86.12	1.911	15:37:09.517
3 -	39.260	27.642	1:06.902	88.27	0.246	15:38:16.419
4 -	39.314	27.342	1:06.656 (1)	88.59		15:39:23.075
5 -	40.101	27.193	1:07.294	87.75	0.638	15:40:30.369
6 -	40.331	27.302	1:07.633	87.31	0.977	15:41:38.002
7 -	39.470	27.304	1:06.774 (2)	88.44	0.118	15:42:44.776
8 -	39.476	27.429	1:06.905	88.26	0.249	15:43:51.681
9 -	39.785	27.545	1:07.330	87.71	0.674	15:44:59.011
10 -	39.418	27.618	1:07.036	88.09	0.380	15:46:06.047
11 -	39.572	27.317	1:06.889 (3)	88.29	0.233	15:47:12.936
12 -	39.801	27.341	1:07.142	87.95	0.486	15:48:20.078
13 -	40.335	27.648	1:07.983	86.86	1.327	15:49:28.061
14 -	39.816	27.311	1:07.127	87.97	0.471	15:50:35.188

Demon Tweaks Audi TT Cup Championship

RACE 19 - SECTOR ANALYSIS



SECTOR 1 = FL to I1, SECTOR 2 = I1 to FL, DIFF = Difference To Personal Best Lap, P = Crossed Finish Line in Pit Lane, D = Time Disallowed

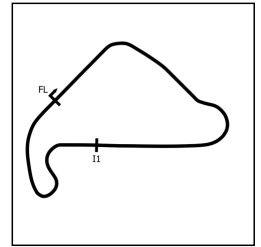
P22 40		Joe WEAVER		Audi TT 2.0 TFSI			
IDEAL LAP TIME : 1:06.526		BEST LAP TIME : 1:06.546		DIFFERENCE : 0.020			
LAP	SECTOR 1	SECTOR 2	LAP TIME	MPH	DIFF	TIME OF DAY	
1 -		28.152	1:15.503	78.21	8.957	15:36:01.102	
2 -	40.654	28.134	1:08.788	85.85	2.242	15:37:09.890	
3 -	40.027	27.598	1:07.625	87.32	1.079	15:38:17.515	
4 -	39.362	27.396	1:06.758 (3)	88.46	0.212	15:39:24.273	
5 -	39.258	27.548	1:06.806	88.40	0.260	15:40:31.079	
6 -	39.301	27.380	1:06.681 (2)	88.56	0.135	15:41:37.760	
7 -	39.279	27.504	1:06.783	88.43	0.237	15:42:44.543	
8 -	39.278	27.268	1:06.546 (1)	88.74		15:43:51.089	
9 -	39.839	27.521	1:07.360	87.67	0.814	15:44:58.449	
10 -	39.620	27.526	1:07.146	87.95	0.600	15:46:05.595	
11 -	39.399	27.565	1:06.964	88.19	0.418	15:47:12.559	
12 -	39.832	27.454	1:07.286	87.76	0.740	15:48:19.845	
13 -	40.631	27.442	1:08.073	86.75	1.527	15:49:27.918	
14 -	40.202	27.602	1:07.804	87.09	1.258	15:50:35.722	

P23 211		Ruby SMITH		Audi TT 2.0 TFSI			
IDEAL LAP TIME : 1:06.314		BEST LAP TIME : 1:06.647		DIFFERENCE : 0.333			
LAP	SECTOR 1	SECTOR 2	LAP TIME	MPH	DIFF	TIME OF DAY	
1 -		28.050	1:15.765	77.94	9.118	15:36:01.364	
2 -	40.541	28.495	1:09.036	85.54	2.389	15:37:10.400	
3 -	39.931	27.741	1:07.672	87.26	1.025	15:38:18.072	
4 -	39.661	27.364	1:07.025	88.11	0.378	15:39:25.097	
5 -	39.780	27.211	1:06.991	88.15	0.344	15:40:32.088	
6 -	39.209	27.474	1:06.683 (2)	88.56	0.036	15:41:38.771	
7 -	39.542	27.105	1:06.647 (1)	88.61		15:42:45.418	
8 -	39.666	27.586	1:07.252	87.81	0.605	15:43:52.670	
9 -	39.718	27.179	1:06.897	88.28	0.250	15:44:59.567	
10 -	39.719	27.725	1:07.444	87.56	0.797	15:46:07.011	
11 -	41.096	27.267	1:08.363	86.38	1.716	15:47:15.374	
12 -	39.661	27.132	1:06.793 (3)	88.41	0.146	15:48:22.167	
13 -	39.793	27.396	1:07.189	87.89	0.542	15:49:29.356	
14 -	39.666	27.321	1:06.987	88.16	0.340	15:50:36.343	

P24 24 M		Paul SAVAGE		Audi TT 2.0 TFSI			
IDEAL LAP TIME : 1:06.655		BEST LAP TIME : 1:06.820		DIFFERENCE : 0.165			
LAP	SECTOR 1	SECTOR 2	LAP TIME	MPH	DIFF	TIME OF DAY	
1 -		27.942	1:16.323	77.37	9.503	15:36:01.922	
2 -	40.848	28.541	1:09.389	85.10	2.569	15:37:11.311	
3 -	39.649	27.889	1:07.538	87.44	0.718	15:38:18.849	
4 -	39.259	27.561	1:06.820 (1)	88.38		15:39:25.669	
5 -	39.475	27.440	1:06.915 (3)	88.25	0.095	15:40:32.584	
6 -	39.518	27.655	1:07.173	87.91	0.353	15:41:39.757	
7 -	39.838	27.546	1:07.384	87.64	0.564	15:42:47.141	
8 -	40.301	27.463	1:07.764	87.15	0.944	15:43:54.905	
9 -	40.091	27.483	1:07.574	87.39	0.754	15:45:02.479	
10 -	39.584	27.591	1:07.175	87.91	0.355	15:46:09.654	
11 -	39.691	27.480	1:07.171	87.91	0.351	15:47:16.825	
12 -	39.670	27.463	1:07.133	87.96	0.313	15:48:23.958	
13 -	39.382	27.439	1:06.821 (2)	88.38	0.001	15:49:30.779	
14 -	39.796	27.396	1:07.192	87.89	0.372	15:50:37.971	

Demon Tweaks Audi TT Cup Championship

RACE 19 - SECTOR ANALYSIS



SECTOR 1 = FL to I1, SECTOR 2 = I1 to FL, DIFF = Difference To Personal Best Lap, P = Crossed Finish Line in Pit Lane, D = Time Disallowed

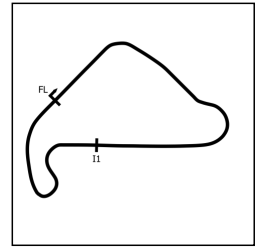
P25 58		Mike HARRIS		Audi TT 2.0 TFSI			
IDEAL LAP TIME : 1:06.687		BEST LAP TIME : 1:06.707		DIFFERENCE : 0.020			
LAP	SECTOR 1	SECTOR 2	LAP TIME	MPH	DIFF	TIME OF DAY	
1 -		28.494	1:18.046	75.66	11.339	15:36:03.645	
2 -	39.620	28.761	1:08.381	86.36	1.674	15:37:12.026	
3 -	39.555	28.357	1:07.912	86.96	1.205	15:38:19.938	
4 -	39.624	27.733	1:07.357	87.67	0.650	15:39:27.295	
5 -	39.449	27.588	1:07.037	88.09	0.330	15:40:34.332	
6 -	39.246	27.461	1:06.707 (1)	88.53		15:41:41.039	
7 -	39.226	27.592	1:06.818 (3)	88.38	0.111	15:42:47.857	
8 -	39.852	27.707	1:07.559	87.41	0.852	15:43:55.416	
9 -	39.827	27.619	1:07.446	87.56	0.739	15:45:02.862	
10 -	39.600	27.790	1:07.390	87.63	0.683	15:46:10.252	
11 -	39.651	27.534	1:07.185	87.90	0.478	15:47:17.437	
12 -	39.562	27.620	1:07.182	87.90	0.475	15:48:24.619	
13 -	39.346	27.466	1:06.812 (2)	88.39	0.105	15:49:31.431	
14 -	39.386	27.566	1:06.952	88.20	0.245	15:50:38.383	

P26 111 M		Tim GRAY		Audi TT 2.0 TFSI			
IDEAL LAP TIME : 1:07.307		BEST LAP TIME : 1:07.452		DIFFERENCE : 0.145			
LAP	SECTOR 1	SECTOR 2	LAP TIME	MPH	DIFF	TIME OF DAY	
1 -		28.628	1:18.579	75.15	11.127	15:36:04.178	
2 -	39.832	28.769	1:08.601	86.08	1.149	15:37:12.779	
3 -	40.107	28.349	1:08.456	86.26	1.004	15:38:21.235	
4 -	39.915	27.537	1:07.452 (1)	87.55		15:39:28.687	
5 -	41.234	27.475	1:08.709	85.95	1.257	15:40:37.396	
6 -	40.053	27.497	1:07.550 (2)	87.42	0.098	15:41:44.946	
7 -	39.881	27.833	1:07.714	87.21	0.262	15:42:52.660	
8 -	39.982	28.662	1:08.644	86.03	1.192	15:44:01.304	
9 -	40.435	27.852	1:08.287	86.48	0.835	15:45:09.591	
10 -	40.476	27.582	1:08.058	86.77	0.606	15:46:17.649	
11 -	40.006	27.665	1:07.671 (3)	87.27	0.219	15:47:25.320	
12 -	40.583	27.719	1:08.302	86.46	0.850	15:48:33.622	
13 -	40.280	27.505	1:07.785	87.12	0.333	15:49:41.407	
14 -	41.448	27.980	1:09.428	85.06	1.976	15:50:50.835	

P27 55 M		David RICHARDSON		Audi TT 2.0 TFSI			
IDEAL LAP TIME : 1:08.393		BEST LAP TIME : 1:08.478		DIFFERENCE : 0.085			
LAP	SECTOR 1	SECTOR 2	LAP TIME	MPH	DIFF	TIME OF DAY	
1 -		28.941	1:19.530	74.25	11.052	15:36:05.129	
2 -	40.969	28.767	1:09.736	84.68	1.258	15:37:14.865	
3 -	41.145	28.590	1:09.735	84.68	1.257	15:38:24.600	
4 -	41.190	28.473	1:09.663	84.77	1.185	15:39:34.263	
5 -	40.806	28.276	1:09.082	85.48	0.604	15:40:43.345	
6 -	40.948	28.521	1:09.469	85.01	0.991	15:41:52.814	
7 -	40.916	28.393	1:09.309	85.20	0.831	15:43:02.123	
8 -	40.742	28.261	1:09.003	85.58	0.525	15:44:11.126	
9 -	40.560	28.135	1:08.695 (3)	85.96	0.217	15:45:19.821	
10 -	40.601	27.877	1:08.478 (1)	86.24		15:46:28.299	
11 -	40.908	28.108	1:09.016	85.56	0.538	15:47:37.315	
12 -	40.516	28.114	1:08.630 (2)	86.05	0.152	15:48:45.945	
13 -	41.344	28.284	1:09.628	84.81	1.150	15:49:55.573	
14 -	40.907	28.189	1:09.096	85.47	0.618	15:51:04.669	

Demon Tweaks Audi TT Cup Championship

RACE 19 - SECTOR ANALYSIS



SECTOR 1 = FL to I1, SECTOR 2 = I1 to FL, DIFF = Difference To Personal Best Lap, P = Crossed Finish Line in Pit Lane, D = Time Disallowed

P28 47		Daniel BUDD		Audi TT 2.0 TFSI			
IDEAL LAP TIME : 1:06.329		BEST LAP TIME : 1:06.590		DIFFERENCE : 0.261			
LAP	SECTOR 1	SECTOR 2	LAP TIME	MPH	DIFF	TIME OF DAY	
1 -		30.161	1:14.208	79.58	7.618	15:35:59.807	
2 -	39.792	27.953	1:07.745	87.17	1.155	15:37:07.552	
3 -	39.471	27.264	1:06.735 (2)	88.49	0.145	15:38:14.287	
4 -	39.065	27.525	1:06.590 (1)	88.68		15:39:20.877	
5 -	39.477	27.622	1:07.099 (3)	88.01	0.509	15:40:27.976	
6 -	40.187	27.879	1:08.066	86.76	1.476	15:41:36.042	
7 -	39.503	27.686	1:07.189	87.89	0.599	15:42:43.231	
8 -	40.202	IN PIT	1:29.642 P	65.88	23.052	15:44:12.873	

P29 9 M		Jonathan WILLIAMS		Audi TT 2.0 TFSI			
IDEAL LAP TIME : 1:08.274		BEST LAP TIME : 1:08.274		DIFFERENCE : 0.000			
LAP	SECTOR 1	SECTOR 2	LAP TIME	MPH	DIFF	TIME OF DAY	
1 -		33.418	1:17.135	76.56	8.861	15:36:02.734	
2 -	39.864	28.410	1:08.274 (1)	86.49		15:37:11.008	
3 -	40.009	IN PIT	1:15.856 P	77.85	7.582	15:38:26.864	

Demon Tweeks Audi TT Cup Championship

RACE 19 - BEST SECTORS

SECTOR 1			SECTOR 2			IDEAL / BEST COMPARISON						
POS	NO	NAME	TIME	NO	NAME	TIME	POS	NO	NAME	IDEAL	BEST	DIFF
									PERFECT LAP	1:04.988		
1	6	BURNS	38.496	6	BURNS	26.492	1	6	BURNS	1:04.988	1:05.247	0.259
2	11	BLAIR	38.514	11	BLAIR	26.654	2	11	BLAIR	1:05.168	1:05.316	0.148
3	57	HEADING	38.674	45	SWIFT	26.664	3	45	SWIFT	1:05.367	1:05.677	0.310
4	5	MEAGHER	38.681	48	STACEY	26.742	4	57	HEADING	1:05.418	1:05.448	0.030
5	45	SWIFT	38.703	57	HEADING	26.744	5	48	STACEY	1:05.497	1:05.590	0.093
6	38	WROOT	38.703	44	BUDD	26.759	6	44	BUDD	1:05.628	1:05.713	0.085
7	51	HANDLEY	38.742	72	LUFF	26.835	7	22	PELOSI	1:05.661	1:05.703	0.042
8	48	STACEY	38.755	15	DYER	26.841	8	72	LUFF	1:05.671	1:05.680	0.009
9	22	PELOSI	38.786	22	PELOSI	26.875	9	51	HANDLEY	1:05.677	1:05.681	0.004
10	72	LUFF	38.836	27	GRICE	26.877	10	15	DYER	1:05.727	1:05.901	0.174
11	27	GRICE	38.855	21	SMITH	26.909	11	27	GRICE	1:05.732	1:06.022	0.290
12	21	SMITH	38.865	196	BRADY	26.912	12	21	SMITH	1:05.774	1:05.975	0.201
13	44	BUDD	38.869	51	HANDLEY	26.935	13	38	WROOT	1:05.799	1:05.950	0.151
14	15	DYER	38.886	73	MAKAR	26.954	14	52	LUTI	1:05.865	1:05.876	0.011
15	52	LUTI	38.891	52	LUTI	26.974	15	5	MEAGHER	1:05.870	1:06.371	0.501
16	75	DEVINE-KING	38.966	78	FORBER	27.073	16	196	BRADY	1:06.008	1:06.008	0.000
17	33	BOOTH	39.026	75	DEVINE-KING	27.087	17	75	DEVINE-KING	1:06.053	1:06.400	0.347
18	78	FORBER	39.063	38	WROOT	27.096	18	73	MAKAR	1:06.097	1:06.097	0.000
19	47	BUDD	39.065	211	SMITH	27.105	19	78	FORBER	1:06.136	1:06.384	0.248
20	196	BRADY	39.096	33	BOOTH	27.129	20	33	BOOTH	1:06.155	1:06.306	0.151
21	73	MAKAR	39.143	5	MEAGHER	27.189	21	211	SMITH	1:06.314	1:06.647	0.333
22	211	SMITH	39.209	104	CHAPMAN	27.193	22	47	BUDD	1:06.329	1:06.590	0.261
23	58	HARRIS	39.226	47	BUDD	27.264	23	104	CHAPMAN	1:06.453	1:06.656	0.203
24	40	WEAVER	39.258	40	WEAVER	27.268	24	40	WEAVER	1:06.526	1:06.546	0.020
25	24	SAVAGE	39.259	24	SAVAGE	27.396	25	24	SAVAGE	1:06.655	1:06.820	0.165
26	104	CHAPMAN	39.260	58	HARRIS	27.461	26	58	HARRIS	1:06.687	1:06.707	0.020
27	111	GRAY	39.832	111	GRAY	27.475	27	111	GRAY	1:07.307	1:07.452	0.145
28	9	WILLIAMS	39.864	55	RICHARDSON	27.877	28	9	WILLIAMS	1:08.274	1:08.274	0.000
29	55	RICHARDSON	40.516	9	WILLIAMS	28.410	29	55	RICHARDSON	1:08.393	1:08.478	0.085
30												

Demon Tweeks Audi TT Cup Championship

RACE 19 - STATISTICS

Competitors Started	30
Planned Start	2024-08-18 @ 15:50:00.000
Actual Start	2024-08-18 @ 15:34:45.598
Finish Time	2024-08-18 @ 15:50:09.171
Track Length	1.6404mi.
Total Laps	389
Total Distance Covered	638.1402mi.

Session Fastest Lap History

NO	CL	NAME	LAP TIME	TIME OF DAY	LAP	VEHICLE
48		William STACEY	1:06.146	15:36:59.231	2	Audi TT 2.0 TFSI
57		Sam HEADING	1:06.034	15:37:00.170	2	Audi TT 2.0 TFSI
45		Carl SWIFT	1:05.948	15:37:01.337	2	Audi TT 2.0 TFSI
6		Bradley BURNS	1:05.775	15:37:01.769	2	Audi TT 2.0 TFSI
57		Sam HEADING	1:05.613	15:38:05.783	3	Audi TT 2.0 TFSI
6		Bradley BURNS	1:05.320	15:38:07.090	3	Audi TT 2.0 TFSI
11		Adam BLAIR	1:05.316	15:38:10.716	3	Audi TT 2.0 TFSI
6		Bradley BURNS	1:05.247	15:41:23.590	6	Audi TT 2.0 TFSI

Session Leader History

NO	CL	NAME	FROM LAP	LAPS LED	DISTANCE	VEHICLE
48		William STACEY	1	6	9.84 miles	Audi TT 2.0 TFSI
57		Sam HEADING	7	8	13.12 miles	Audi TT 2.0 TFSI

Flag History

TYPE	TIME OF DAY
GREEN	15:34:45.598
FINISH	15:50:09.171

Flag Statistics

TYPE	COUNT	TOTAL LAPS	TOTAL TIME
Green	1	14	16:22.138
Red	0	0	0.000
Safety Car	0	0	0.000
FCY	0	0	0.000

Demon Tweaks Audi TT Cup Championship

RACE 19 - STATISTICS

CLASS :

24 Starters

Fastest Lap History

NO	NAME	LAP TIME	TIME OF DAY	LAP	VEHICLE
48	William STACEY	1:06.146	15:36:59.231	2	Audi TT 2.0 TFSI
57	Sam HEADING	1:06.034	15:37:00.170	2	Audi TT 2.0 TFSI
45	Carl SWIFT	1:05.948	15:37:01.337	2	Audi TT 2.0 TFSI
6	Bradley BURNS	1:05.775	15:37:01.769	2	Audi TT 2.0 TFSI
57	Sam HEADING	1:05.613	15:38:05.783	3	Audi TT 2.0 TFSI
6	Bradley BURNS	1:05.320	15:38:07.090	3	Audi TT 2.0 TFSI
11	Adam BLAIR	1:05.316	15:38:10.716	3	Audi TT 2.0 TFSI
6	Bradley BURNS	1:05.247	15:41:23.590	6	Audi TT 2.0 TFSI

Leader History

NO	NAME	FROM LAP	LAPS LED	DISTANCE	VEHICLE
48	William STACEY	1	6	9.84 miles	Audi TT 2.0 TFSI
57	Sam HEADING	7	8	13.12 miles	Audi TT 2.0 TFSI

Demon Tweeks Audi TT Cup Championship

RACE 19 - STATISTICS

CLASS : M

6 Starters

Fastest Lap History

NO	NAME	LAP TIME	TIME OF DAY	LAP	VEHICLE
21	Sean SMITH	1:06.277	15:37:06.173	2	Audi TT 2.0 TFSI
21	Sean SMITH	1:06.101	15:39:18.646	4	Audi TT 2.0 TFSI
21	Sean SMITH	1:05.975	15:42:37.047	7	Audi TT 2.0 TFSI

Leader History

NO	NAME	FROM LAP	LAPS LED	DISTANCE	VEHICLE
21	Sean SMITH	1	14	22.96 miles	Audi TT 2.0 TFSI