



MILLTEK SPORT CIVIC CUP



2024 TCR UK Race Weekend
Silverstone National
17th / 18th August 2024

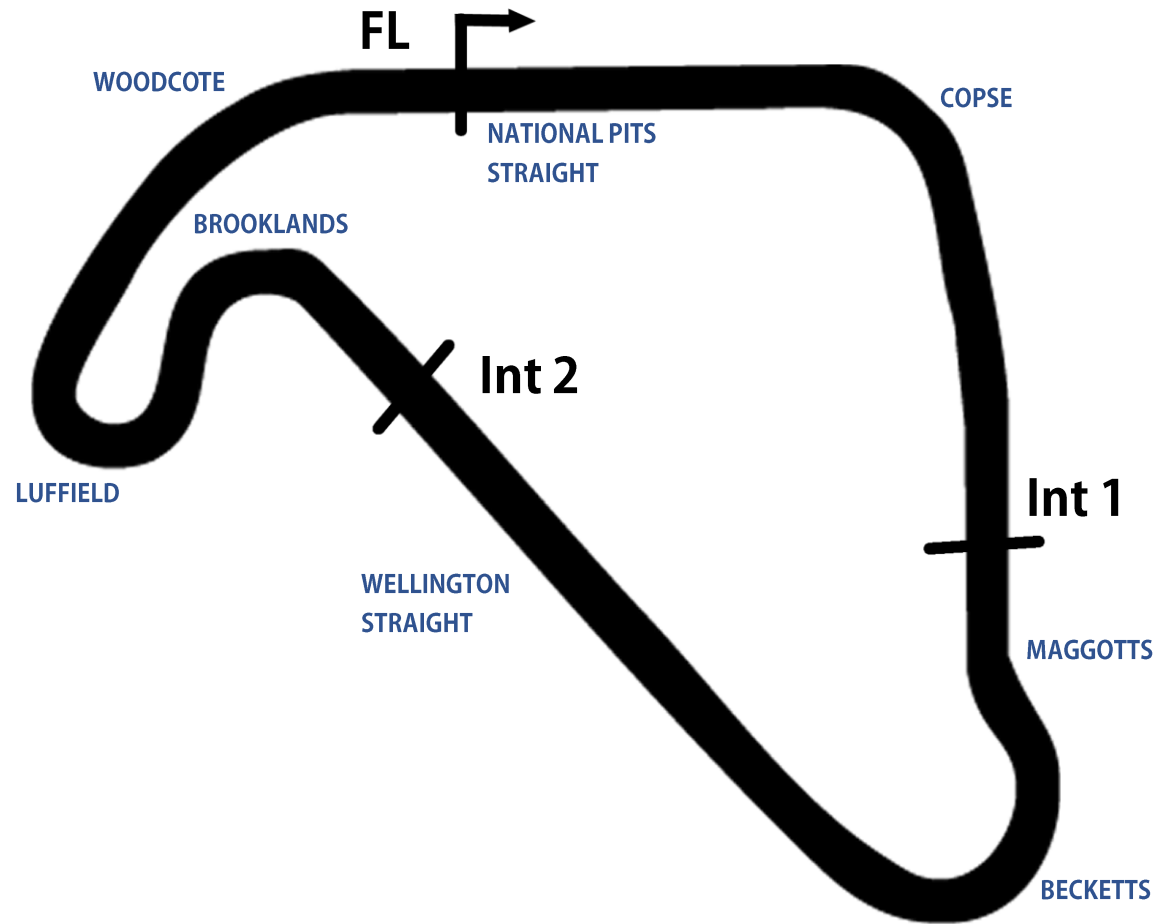


Timing & Results Provided by Timing Solutions Ltd

www.tsl-timing.com

Silverstone National Circuit

Silverstone, Towcester, Northamptonshire, UK



Length	1.6404 miles 2.640 km 2640.7 m		
FL		52.07872 N	1.01711 W
Int 1	800m	52.07528 N	1.01019 W
Int 2	1669m	52.07603 N	1.01669 W
Pit Entry	2610m	52.07859 N	1.01758 W
Pit Exit	305m after FL	52.07880 N	1.01268 W
Pit Entry - Pit Exit	336m, 24.2s @ 50kph, 20.1s @ 60kph		

Milltek Sport Civic Cup Championship

QUALIFYING - RACES 8 & 18 - 2ND FASTEST CLASSIFICATION

POS	NO	CL	PIC	NAME	ENTRY	TIME	ON	LAPS	GAP	DIFF	MPH
1	1*	EP3	1	Max EDMUNDSON	Honda Civic EP3	1:05.258	4	14			90.49
2	54	EP3	2	Harvey CATON	Honda Civic EP3	1:05.325	4	13	0.067	0.067	90.40
3	99*	EP3	3	Josh FILES	Honda Civic EP3	1:05.326	13	13	0.068	0.001	90.40
4	38*	EP3	4	Lewis KENT	Honda Civic EP3	1:05.340	10	13	0.082	0.014	90.38
5	45*	FN2	1	Alistair CAMP	Honda Civic FN2	1:05.378	11	13	0.120	0.038	90.33
6	42*	EP3	5	Will REDFORD	Honda Civic EP3	1:05.384	4	13	0.126	0.006	90.32
7	66*	FN2	2	Dave MARSHALL	Honda Civic FN2	1:05.496	7	13	0.238	0.112	90.16
8	86	EP3	6	Daniel PETERS	Honda Civic EP3	1:05.586	9	13	0.328	0.090	90.04
9	37*	EP3	7	Josh BROMLEY	Honda Civic EP3	1:05.595	4	12	0.337	0.009	90.03
10	19	EP3	8	Jack RUDELLE	Honda Civic EP3	1:05.645	3	12	0.387	0.050	89.96
11	92*	FN2	3	Wesley SWAIN	Honda Civic FN2	1:05.837	9	13	0.579	0.192	89.70
12	12*	EP3	9	Spencer STEVENSON	Honda Civic EP3	1:05.861	12	13	0.603	0.024	89.66
13	97*	EP3	10	Alex KITE	Honda Civic EP3	1:06.034	10	13	0.776	0.173	89.43
14	322*	EP3	11	Jamie PETERS	Honda Civic EP3	1:06.138	6	11	0.880	0.104	89.29
15	495	FN2	4	Mark HUGHES	Honda Civic FN2	1:06.195	5	12	0.937	0.057	89.21
16	11*	EP3	12	Dennis STRANDBERG	Honda Civic EP3	1:06.238	11	12	0.980	0.043	89.15
17	223*	EP3	13	Garry TOWNSEND	Honda Civic EP3	1:06.276	6	11	1.018	0.038	89.10
18	73*	EP3	14	Adam DURANT	Honda Civic EP3	1:06.291	7	13	1.033	0.015	89.08
19	333*	FN2	5	Harry ENGLAND	Honda Civic FN2	1:06.365	11	13	1.107	0.074	88.98
20	98*	EP3	15	Jordan BRENNAN	Honda Civic EP3	1:06.375	12	13	1.117	0.010	88.97
21	127*	EP3	16	Scott SMITH	Honda Civic EP3	1:06.657	5	12	1.399	0.282	88.59
22	64*	EP3	17	Aydan HASSAN	Honda Civic EP3	1:06.774	8	13	1.516	0.117	88.44
23	25	EP3	18	William BUTT	Honda Civic EP3	1:06.853	4	12	1.595	0.079	88.33
24	74	EP3	19	Anthony GANNON	Honda Civic EP3	1:07.448	6	11	2.190	0.595	87.55
25	727	EP3	20	Jackson WHITE	Honda Civic EP3	1:07.511	10	11	2.253	0.063	87.47
26	76	EP3	21	Simon WELCH	Honda Civic EP3	1:08.295	9	12	3.037	0.784	86.47

Comments: Cars 37, 97, 99 & 127 - You must fit a working transponder
 No. 11, 12, 42, 66, 73, 97, 98, 223, 322 - 1 Lap time disallowed; exceeding track limits.
 No. 1, 37, 45, 64, 92 - 2 Lap times disallowed; exceeding track limits.
 No. 99 - 3 Lap times disallowed; exceeding track limits.
 No. 38, 333 - 4 Lap times disallowed; exceeding track limits.

Weather / Track : Bright / Dry

Date: 17/08/2024 Start: 09:24 Finish: 09:39

Silverstone National: 1.6404 miles

These results are provisional until the conclusion of any judicial and technical matters.

Clerk Of Course: Andrew Roberts	Stewards:	Timekeeper: Sarah Evans	
---------------------------------	-----------	-------------------------	--

Results can be found at www.tsl-timing.com

Printed - 10:01 Saturday, 17 August 2024





Milltek Sport Civic Cup Championship

QUALIFYING - RACES 8 & 18 - CLASSIFICATION

POS	NO	CL	PIC	NAME	ENTRY	TIME	ON	LAPS	GAP	DIFF	MPH
1	42*	EP3	1	Will REDFORD	Honda Civic EP3	1:05.189	6	13			90.59
2	99*	EP3	2	Josh FILES	Honda Civic EP3	1:05.191	9	13	0.002	0.002	90.59
3	1*	EP3	3	Max EDMUNDSON	Honda Civic EP3	1:05.240	11	14	0.051	0.049	90.52
4	54	EP3	4	Harvey CATON	Honda Civic EP3	1:05.262	6	13	0.073	0.022	90.49
5	38*	EP3	5	Lewis KENT	Honda Civic EP3	1:05.271	5	13	0.082	0.009	90.47
6	66*	FN2	1	Dave MARSHALL	Honda Civic FN2	1:05.302	10	13	0.113	0.031	90.43
7	45*	FN2	2	Alistair CAMP	Honda Civic FN2	1:05.361	4	13	0.172	0.059	90.35
8	37*	EP3	6	Josh BROMLEY	Honda Civic EP3	1:05.506	3	12	0.317	0.145	90.15
9	86	EP3	7	Daniel PETERS	Honda Civic EP3	1:05.518	6	13	0.329	0.012	90.13
10	19	EP3	8	Jack RUDELLE	Honda Civic EP3	1:05.568	9	12	0.379	0.050	90.06
11	12*	EP3	9	Spencer STEVENSON	Honda Civic EP3	1:05.767	10	13	0.578	0.199	89.79
12	92*	FN2	3	Wesley SWAIN	Honda Civic FN2	1:05.810	13	13	0.621	0.043	89.73
13	97*	EP3	10	Alex KITE	Honda Civic EP3	1:05.818	6	13	0.629	0.008	89.72
14	322*	EP3	11	Jamie PETERS	Honda Civic EP3	1:06.016	10	11	0.827	0.198	89.45
15	223*	EP3	12	Garry TOWNSEND	Honda Civic EP3	1:06.056	10	11	0.867	0.040	89.40
16	495	FN2	4	Mark HUGHES	Honda Civic FN2	1:06.060	6	12	0.871	0.004	89.39
17	11*	EP3	13	Dennis STRANDBERG	Honda Civic EP3	1:06.156	9	12	0.967	0.096	89.26
18	74	EP3	14	Anthony GANNON	Honda Civic EP3	1:06.169	5	11	0.980	0.013	89.25
19	73*	EP3	15	Adam DURANT	Honda Civic EP3	1:06.233	10	13	1.044	0.064	89.16
20	98*	EP3	16	Jordan BRENNAN	Honda Civic EP3	1:06.252	9	13	1.063	0.019	89.13
21	333*	FN2	5	Harry ENGLAND	Honda Civic FN2	1:06.334	8	13	1.145	0.082	89.02
22	127*	EP3	17	Scott SMITH	Honda Civic EP3	1:06.646	8	12	1.457	0.312	88.61
23	64*	EP3	18	Aydan HASSAN	Honda Civic EP3	1:06.734	10	13	1.545	0.088	88.49
24	25	EP3	19	William BUTT	Honda Civic EP3	1:06.769	3	12	1.580	0.035	88.44
25	727	EP3	20	Jackson WHITE	Honda Civic EP3	1:07.504	7	11	2.315	0.735	87.48
26	76	EP3	21	Simon WELCH	Honda Civic EP3	1:07.712	10	12	2.523	0.208	87.21

Comments: Cars 37, 97, 99 & 127 - You must fit a working transponder
 No. 11, 12, 42, 66, 73, 97, 98, 223, 322 - 1 Lap time disallowed; exceeding track limits.
 No. 1, 37, 45, 64, 92 - 2 Lap times disallowed; exceeding track limits.
 No. 99 - 3 Lap times disallowed; exceeding track limits.
 No. 38, 333 - 4 Lap times disallowed; exceeding track limits.

Weather / Track : Bright / Dry

Date: 17/08/2024 Start: 09:24 Finish: 09:39

These results are provisional until the conclusion of any judicial and technical matters.

Silverstone National: 1.6404 miles

Clerk Of Course: Andrew Roberts	Stewards:	Timekeeper: Sarah Evans	
---------------------------------	-----------	-------------------------	--

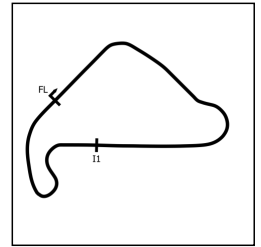
Results can be found at www.tsl-timing.com

Printed - 09:58 Saturday, 17 August 2024



Milltek Sport Civic Cup Championship

QUALIFYING - RACES 8 & 18 - SECTOR ANALYSIS



SECTOR 1 = FL to I1, SECTOR 2 = I1 to FL, DIFF = Difference To Personal Best Lap, P = Crossed Finish Line in Pit Lane, D = Time Disallowed

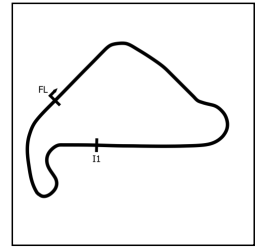
P1		42 EP3		Will REDFORD		Honda Civic EP3	
IDEAL LAP TIME : 1:05.189		BEST LAP TIME : 1:05.189		DIFFERENCE : 0.000			
LAP	SECTOR 1	SECTOR 2	LAP TIME	MPH	DIFF	TIME OF DAY	
1 -	41.435	27.523	1:08.958	85.64	3.769	09:26:36.138	
2 -	39.690	29.235	1:08.925	85.68	3.736	09:27:45.063	
3 -	39.050	26.554	1:05.604 D	90.01	0.415	09:28:50.667	
4 -	38.845	26.539	1:05.384 (2)	90.32	0.195	09:29:56.051	
5 -	39.388	27.148	1:06.536	88.75	1.347	09:31:02.587	
6 -	38.779	26.410	1:05.189 (1)	90.59		09:32:07.776	
7 -	40.118	27.531	1:07.649	87.29	2.460	09:33:15.425	
8 -	1:00.619	28.682	1:29.301	66.13	24.112	09:34:44.726	
9 -	39.393	26.734	1:06.127	89.30	0.938	09:35:50.853	
10 -	38.895	26.779	1:05.674 (3)	89.92	0.485	09:36:56.527	
11 -	39.940	28.764	1:08.704	85.95	3.515	09:38:05.231	
12 -	38.957	27.028	1:05.985	89.50	0.796	09:39:11.216	
13 -	38.954	27.102	1:06.056	89.40	0.867	09:40:17.272	

P2		99 EP3		Josh FILES		Honda Civic EP3	
IDEAL LAP TIME :		BEST LAP TIME : 1:05.191		DIFFERENCE :			
LAP	SECTOR 1	SECTOR 2	LAP TIME	MPH	DIFF	TIME OF DAY	
1 -			1:16.665	77.03	11.474	09:27:10.591	
2 -			1:06.704	88.53	1.513	09:28:17.295	
3 -			1:05.687	89.90	0.496	09:29:22.982	
4 -			1:05.332 (3)	90.39	0.141	09:30:28.314	
5 -			1:05.558 D	90.08	0.367	09:31:33.872	
6 -			1:08.624 D	86.05	3.433	09:32:42.496	
7 -			1:05.358	90.35	0.167	09:33:47.854	
8 -			1:05.307 D	90.42	0.116	09:34:53.161	
9 -			1:05.191 (1)	90.59		09:35:58.352	
10 -			1:06.639	88.62	1.448	09:37:04.991	
11 -			1:05.337	90.38	0.146	09:38:10.328	
12 -			1:05.385	90.32	0.194	09:39:15.713	
13 -			1:05.326 (2)	90.40	0.135	09:40:21.039	

P3		1 EP3		Max EDMUNDSON		Honda Civic EP3	
IDEAL LAP TIME : 1:05.118		BEST LAP TIME : 1:05.240		DIFFERENCE : 0.122			
LAP	SECTOR 1	SECTOR 2	LAP TIME	MPH	DIFF	TIME OF DAY	
1 -	39.831	27.520	1:07.351	87.68	2.111	09:26:25.807	
2 -	38.929	27.547	1:06.476	88.83	1.236	09:27:32.283	
3 -	38.694	26.715	1:05.409	90.28	0.169	09:28:37.692	
4 -	38.651	26.607	1:05.258 (2)	90.49	0.018	09:29:42.950	
5 -	38.791	27.453	1:06.244	89.15	1.004	09:30:49.194	
6 -	38.744	27.181	1:05.925	89.58	0.685	09:31:55.119	
7 -	38.743	26.567	1:05.310	90.42	0.070	09:33:00.429	
8 -	38.663	26.613	1:05.276 (3)	90.47	0.036	09:34:05.705	
9 -	38.727	26.498	1:05.225 D	90.54		09:35:10.930	
10 -	38.720	26.607	1:05.327 D	90.40	0.087	09:36:16.257	
11 -	38.623	26.617	1:05.240 (1)	90.52		09:37:21.497	
12 -	43.740	29.303	1:13.043	80.85	7.803	09:38:34.540	
13 -	38.620	26.702	1:05.322	90.40	0.082	09:39:39.862	
14 -	38.814	IN PIT	1:11.607 P	82.47	6.367	09:40:51.469	

Milltek Sport Civic Cup Championship

QUALIFYING - RACES 8 & 18 - SECTOR ANALYSIS



SECTOR 1 = FL to I1, SECTOR 2 = I1 to FL, DIFF = Difference To Personal Best Lap, P = Crossed Finish Line in Pit Lane, D = Time Disallowed

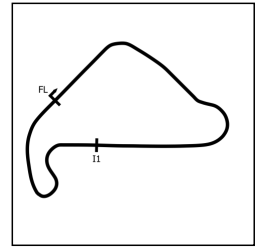
P4 54 EP3 Harvey CATON			Honda Civic EP3			
IDEAL LAP TIME : 1:05.175		BEST LAP TIME : 1:05.262		DIFFERENCE : 0.087		
LAP	SECTOR 1	SECTOR 2	LAP TIME	MPH	DIFF	TIME OF DAY
1 -	40.897	27.931	1:08.828	85.80	3.566	09:26:30.814
2 -	38.977	26.808	1:05.785	89.77	0.523	09:27:36.599
3 -	38.826	26.675	1:05.501 (3)	90.16	0.239	09:28:42.100
4 -	38.802	26.523	1:05.325 (2)	90.40	0.063	09:29:47.425
5 -	38.700	27.112	1:05.812	89.73	0.550	09:30:53.237
6 -	38.652	26.610	1:05.262 (1)	90.49		09:31:58.499
7 -	39.218	27.805	1:07.023	88.11	1.761	09:33:05.522
8 -	38.968	IN PIT	1:09.188 P	85.35	3.926	09:34:14.710
9 -	OUTLAP	26.611	1:52.077	52.69	46.815	09:36:06.787
10 -	38.894	26.618	1:05.512	90.14	0.250	09:37:12.299
11 -	39.074	27.622	1:06.696	88.54	1.434	09:38:18.995
12 -	38.912	26.635	1:05.547	90.09	0.285	09:39:24.542
13 -	38.861	26.717	1:05.578	90.05	0.316	09:40:30.120

P5 38 EP3 Lewis KENT			Honda Civic EP3			
IDEAL LAP TIME : 1:05.113		BEST LAP TIME : 1:05.271		DIFFERENCE : 0.158		
LAP	SECTOR 1	SECTOR 2	LAP TIME	MPH	DIFF	TIME OF DAY
1 -	47.873	29.002	1:16.875	76.82	11.604	09:27:10.134
2 -	39.189	27.184	1:06.373	88.97	1.102	09:28:16.507
3 -	38.932	26.832	1:05.764	89.80	0.493	09:29:22.271
4 -	40.390	26.890	1:07.280 D	87.77	2.009	09:30:29.551
5 -	38.627	26.644	1:05.271 (1)	90.47		09:31:34.822
6 -	39.131	26.788	1:05.919 D	89.58	0.648	09:32:40.741
7 -	39.069	26.678	1:05.747	89.82	0.476	09:33:46.488
8 -	38.803	26.486	1:05.289 D	90.45	0.018	09:34:51.777
9 -	38.753	26.582	1:05.335 D	90.39	0.064	09:35:57.112
10 -	38.637	26.703	1:05.340 (2)	90.38	0.069	09:37:02.452
11 -	38.882	26.741	1:05.623	89.99	0.352	09:38:08.075
12 -	39.103	26.789	1:05.892	89.62	0.621	09:39:13.967
13 -	38.750	26.666	1:05.416 (3)	90.27	0.145	09:40:19.383

P6 66 FN2 Dave MARSHALL			Honda Civic FN2			
IDEAL LAP TIME : 1:05.302		BEST LAP TIME : 1:05.302		DIFFERENCE : 0.000		
LAP	SECTOR 1	SECTOR 2	LAP TIME	MPH	DIFF	TIME OF DAY
1 -	41.021	27.750	1:08.771	85.87	3.469	09:26:21.007
2 -	39.396	27.302	1:06.698	88.54	1.396	09:27:27.705
3 -	38.941	26.731	1:05.672 (3)	89.92	0.370	09:28:33.377
4 -	38.805	27.001	1:05.806	89.74	0.504	09:29:39.183
5 -	38.880	26.827	1:05.707	89.87	0.405	09:30:44.890
6 -	40.932	28.113	1:09.045	85.53	3.743	09:31:53.935
7 -	38.859	26.637	1:05.496 (2)	90.16	0.194	09:32:59.431
8 -	38.947	27.702	1:06.649	88.60	1.347	09:34:06.080
9 -	39.013	26.809	1:05.822	89.72	0.520	09:35:11.902
10 -	38.734	26.568	1:05.302 (1)	90.43		09:36:17.204
11 -	39.302	26.952	1:06.254	89.13	0.952	09:37:23.458
12 -	42.156	29.583	1:11.739 D	82.32	6.437	09:38:35.197
13 -	41.180	IN PIT	1:25.036 P	69.44	19.734	09:40:00.233

Milltek Sport Civic Cup Championship

QUALIFYING - RACES 8 & 18 - SECTOR ANALYSIS



SECTOR 1 = FL to I1, SECTOR 2 = I1 to FL, DIFF = Difference To Personal Best Lap, P = Crossed Finish Line in Pit Lane, D = Time Disallowed

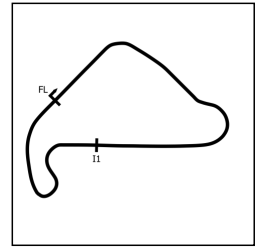
P7 45 FN2 Alistair CAMP			Honda Civic FN2			
IDEAL LAP TIME : 1:05.114		BEST LAP TIME : 1:05.361		DIFFERENCE : 0.247		
LAP	SECTOR 1	SECTOR 2	LAP TIME	MPH	DIFF	TIME OF DAY
1 -	42.831	28.363	1:11.194	82.95	5.833	09:27:13.835
2 -	39.102	26.485	1:05.587 D	90.04	0.226	09:28:19.422
3 -	38.770	26.926	1:05.696	89.89	0.335	09:29:25.118
4 -	38.797	26.564	1:05.361 (1)	90.35		09:30:30.479
5 -	40.313	28.759	1:09.072	85.50	3.711	09:31:39.551
6 -	38.629	28.254	1:06.883	88.29	1.522	09:32:46.434
7 -	38.938	28.590	1:07.528 D	87.45	2.167	09:33:53.962
8 -	39.025	27.440	1:06.465	88.85	1.104	09:35:00.427
9 -	40.691	27.947	1:08.638	86.04	3.277	09:36:09.065
10 -	38.866	26.713	1:05.579 (3)	90.05	0.218	09:37:14.644
11 -	38.749	26.629	1:05.378 (2)	90.33	0.017	09:38:20.022
12 -	39.382	26.854	1:06.236	89.16	0.875	09:39:26.258
13 -	38.982	27.590	1:06.572	88.71	1.211	09:40:32.830

P8 37 EP3 Josh BROMLEY			Honda Civic EP3			
IDEAL LAP TIME :		BEST LAP TIME : 1:05.506		DIFFERENCE :		
LAP	SECTOR 1	SECTOR 2	LAP TIME	MPH	DIFF	TIME OF DAY
1 -			1:07.512	87.47	2.006	09:26:28.292
2 -			1:05.929	89.57	0.423	09:27:34.221
3 -			1:05.506 (1)	90.15		09:28:39.727
4 -			1:05.595 (2)	90.03	0.089	09:29:45.322
5 -			1:12.363	81.61	6.857	09:30:57.685
6 -			1:05.820 D	89.72	0.314	09:32:03.505
7 -			1:05.611 (3)	90.01	0.105	09:33:09.116
8 -			1:12.382	81.59	6.876	09:34:21.498
9 -			1:10.606 D	83.64	5.100	09:35:32.104
10 -			1:08.145	86.66	2.639	09:36:40.249
11 -		IN PIT	1:13.078 P	80.81	7.572	09:37:53.327
12 -			1:58.222	49.95	52.716	09:39:51.550

P9 86 EP3 Daniel PETERS			Honda Civic EP3			
IDEAL LAP TIME : 1:05.489		BEST LAP TIME : 1:05.518		DIFFERENCE : 0.029		
LAP	SECTOR 1	SECTOR 2	LAP TIME	MPH	DIFF	TIME OF DAY
1 -	40.488	27.851	1:08.339	86.41	2.821	09:26:38.690
2 -	39.587	26.998	1:06.585	88.69	1.067	09:27:45.275
3 -	39.853	27.115	1:06.968	88.18	1.450	09:28:52.243
4 -	38.835	26.879	1:05.714	89.86	0.196	09:29:57.957
5 -	40.188	27.085	1:07.273	87.78	1.755	09:31:05.230
6 -	38.758	26.760	1:05.518 (1)	90.13		09:32:10.748
7 -	38.869	28.704	1:07.573	87.39	2.055	09:33:18.321
8 -	39.558	27.362	1:06.920	88.24	1.402	09:34:25.241
9 -	38.855	26.731	1:05.586 (2)	90.04	0.068	09:35:30.827
10 -	42.680	27.925	1:10.605	83.64	5.087	09:36:41.432
11 -	38.978	28.275	1:07.253	87.81	1.735	09:37:48.685
12 -	38.883	26.800	1:05.683 (3)	89.91	0.165	09:38:54.368
13 -	39.082	29.487	1:08.569	86.12	3.051	09:40:02.937

Milltek Sport Civic Cup Championship

QUALIFYING - RACES 8 & 18 - SECTOR ANALYSIS



SECTOR 1 = FL to I1, SECTOR 2 = I1 to FL, DIFF = Difference To Personal Best Lap, P = Crossed Finish Line in Pit Lane, D = Time Disallowed

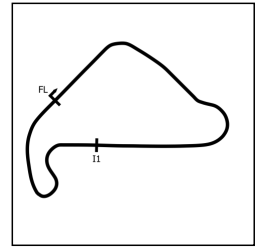
P10 19 EP3 Jack RUDELL			Honda Civic EP3			
IDEAL LAP TIME : 1:05.491		BEST LAP TIME : 1:05.568		DIFFERENCE : 0.077		
LAP	SECTOR 1	SECTOR 2	LAP TIME	MPH	DIFF	TIME OF DAY
1 -	41.019	27.632	1:08.651	86.02	3.083	09:26:32.997
2 -	39.145	26.853	1:05.998	89.48	0.430	09:27:38.995
3 -	38.939	26.706	1:05.645 (2)	89.96	0.077	09:28:44.640
4 -	1:00.631	28.883	1:29.514	65.97	23.946	09:30:14.154
5 -	38.883	26.843	1:05.726	89.85	0.158	09:31:19.880
6 -	39.730	IN PIT	1:12.591 P	81.35	7.023	09:32:32.471
7 -	OUTLAP	27.626	2:01.898	48.44	56.330	09:34:34.369
8 -	39.050	26.678	1:05.728	89.85	0.160	09:35:40.097
9 -	38.918	26.650	1:05.568 (1)	90.06		09:36:45.665
10 -	38.841	26.823	1:05.664 (3)	89.93	0.096	09:37:51.329
11 -	53.411	28.066	1:21.477	72.48	15.909	09:39:12.806
12 -	48.947	IN PIT	1:25.901 P	68.74	20.333	09:40:38.707

P11 12 EP3 Spencer STEVENSON			Honda Civic EP3			
IDEAL LAP TIME : 1:05.451		BEST LAP TIME : 1:05.767		DIFFERENCE : 0.316		
LAP	SECTOR 1	SECTOR 2	LAP TIME	MPH	DIFF	TIME OF DAY
1 -	40.342	27.280	1:07.622	87.33	1.855	09:26:27.937
2 -	39.245	26.661	1:05.906 (3)	89.60	0.139	09:27:33.843
3 -	41.992	27.581	1:09.573	84.88	3.806	09:28:43.416
4 -	39.013	26.803	1:05.816 D	89.72	0.049	09:29:49.232
5 -	45.538	28.773	1:14.311	79.47	8.544	09:31:03.543
6 -	38.790	28.546	1:07.336	87.70	1.569	09:32:10.879
7 -	40.043	28.964	1:09.007	85.58	3.240	09:33:19.886
8 -	48.717	36.987	1:25.704	68.90	19.937	09:34:45.590
9 -	39.173	26.874	1:06.047	89.41	0.280	09:35:51.637
10 -	38.899	26.868	1:05.767 (1)	89.79		09:36:57.404
11 -	39.240	27.992	1:07.232	87.84	1.465	09:38:04.636
12 -	39.018	26.843	1:05.861 (2)	89.66	0.094	09:39:10.497
13 -	40.800	27.261	1:08.061	86.77	2.294	09:40:18.558

P12 92 FN2 Wesley SWAIN			Honda Civic FN2			
IDEAL LAP TIME : 1:05.777		BEST LAP TIME : 1:05.810		DIFFERENCE : 0.033		
LAP	SECTOR 1	SECTOR 2	LAP TIME	MPH	DIFF	TIME OF DAY
1 -	41.680	26.981	1:08.664 D	86.01	2.851	09:26:45.037
2 -	39.241	26.801	1:06.042	89.42	0.232	09:27:51.079
3 -	39.162	26.916	1:06.078	89.37	0.268	09:28:57.157
4 -	39.330	26.929	1:06.259 D	89.13	0.449	09:30:03.416
5 -	39.166	26.914	1:06.080	89.37	0.270	09:31:09.496
6 -	39.149	26.865	1:06.014	89.46	0.204	09:32:15.510
7 -	39.131	26.876	1:06.007	89.47	0.197	09:33:21.517
8 -	39.094	26.817	1:05.911	89.60	0.101	09:34:27.428
9 -	39.050	26.787	1:05.837 (2)	89.70	0.027	09:35:33.265
10 -	39.079	26.930	1:06.009	89.46	0.199	09:36:39.274
11 -	39.104	26.826	1:05.930	89.57	0.120	09:37:45.204
12 -	38.990	26.882	1:05.872 (3)	89.65	0.062	09:38:51.076
13 -	39.005	26.805	1:05.810 (1)	89.73		09:39:56.886

Milltek Sport Civic Cup Championship

QUALIFYING - RACES 8 & 18 - SECTOR ANALYSIS



SECTOR 1 = FL to I1, SECTOR 2 = I1 to FL, DIFF = Difference To Personal Best Lap, P = Crossed Finish Line in Pit Lane, D = Time Disallowed

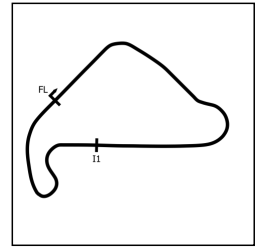
P13 97 EP3 Alex KITE			Honda Civic EP3			
IDEAL LAP TIME :		BEST LAP TIME : 1:05.818		DIFFERENCE :		
LAP	SECTOR 1	SECTOR 2	LAP TIME	MPH	DIFF	TIME OF DAY
1 -			1:08.566 D	86.13	2.748	09:26:44.664
2 -			1:06.117 (3)	89.32	0.299	09:27:50.781
3 -			1:06.235	89.16	0.417	09:28:57.016
4 -			1:07.338	87.70	1.520	09:30:04.354
5 -			1:06.165	89.25	0.347	09:31:10.519
6 -			1:05.818 (1)	89.72		09:32:16.337
7 -			1:13.032	80.86	7.214	09:33:29.369
8 -			1:13.501	80.34	7.683	09:34:42.870
9 -			1:09.342	85.16	3.524	09:35:52.212
10 -			1:06.034 (2)	89.43	0.216	09:36:58.246
11 -			1:06.217	89.18	0.399	09:38:04.463
12 -			1:12.141	81.86	6.323	09:39:16.604
13 -			1:06.836	88.36	1.018	09:40:23.440

P14 322 EP3 Jamie PETERS			Honda Civic EP3			
IDEAL LAP TIME : 1:05.994		BEST LAP TIME : 1:06.016		DIFFERENCE : 0.022		
LAP	SECTOR 1	SECTOR 2	LAP TIME	MPH	DIFF	TIME OF DAY
1 -	48.826	30.541	1:19.367	74.40	13.351	09:26:54.642
2 -	41.730	28.077	1:09.807	84.59	3.791	09:28:04.449
3 -	40.620	28.057	1:08.677	85.99	2.661	09:29:13.126
4 -	39.564	27.216	1:06.780 (3)	88.43	0.764	09:30:19.906
5 -	44.247	30.224	1:14.471 D	79.30	8.455	09:31:34.377
6 -	39.080	27.058	1:06.138 (2)	89.29	0.122	09:32:40.515
7 -	42.859	31.508	1:14.367	79.41	8.351	09:33:54.882
8 -	39.222	29.678	1:08.900	85.71	2.884	09:35:03.782
9 -	47.081	28.073	1:15.154	78.58	9.138	09:36:18.936
10 -	39.102	26.914	1:06.016 (1)	89.45		09:37:24.952
11 -	50.447	IN PIT	1:36.252 P	61.35	30.236	09:39:01.204

P15 223 EP3 Garry TOWNSEND			Honda Civic EP3			
IDEAL LAP TIME : 1:05.922		BEST LAP TIME : 1:06.056		DIFFERENCE : 0.134		
LAP	SECTOR 1	SECTOR 2	LAP TIME	MPH	DIFF	TIME OF DAY
1 -	41.576	28.051	1:09.627	84.81	3.571	09:26:47.599
2 -	39.885	27.341	1:07.226	87.84	1.170	09:27:54.825
3 -	39.515	27.239	1:06.754	88.46	0.698	09:29:01.579
4 -	39.397	27.166	1:06.563	88.72	0.507	09:30:08.142
5 -	39.268	27.257	1:06.525 (3)	88.77	0.469	09:31:14.667
6 -	39.209	27.067	1:06.276 (2)	89.10	0.220	09:32:20.943
7 -	39.489	27.266	1:06.755	88.46	0.699	09:33:27.698
8 -	43.913	32.369	1:16.282 D	77.41	10.226	09:34:43.980
9 -	41.911	29.500	1:11.411	82.69	5.355	09:35:55.391
10 -	39.049	27.007	1:06.056 (1)	89.40		09:37:01.447
11 -	40.852	28.292	1:09.144	85.41	3.088	09:38:10.591

Milltek Sport Civic Cup Championship

QUALIFYING - RACES 8 & 18 - SECTOR ANALYSIS



SECTOR 1 = FL to I1, SECTOR 2 = I1 to FL, DIFF = Difference To Personal Best Lap, P = Crossed Finish Line in Pit Lane, D = Time Disallowed

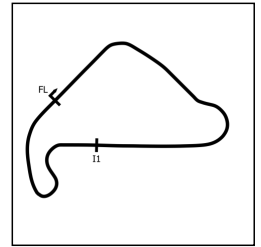
P16 495 FN2		Mark HUGHES		Honda Civic FN2			
IDEAL LAP TIME : 1:06.060		BEST LAP TIME : 1:06.060		DIFFERENCE : 0.000			
LAP	SECTOR 1	SECTOR 2	LAP TIME	MPH	DIFF	TIME OF DAY	
1 -	42.851	28.503	1:11.354	82.76	5.294	09:26:34.111	
2 -	39.950	27.591	1:07.541	87.43	1.481	09:27:41.652	
3 -	39.369	27.277	1:06.646	88.61	0.586	09:28:48.298	
4 -	39.286	27.233	1:06.519	88.78	0.459	09:29:54.817	
5 -	39.125	27.070	1:06.195 (2)	89.21	0.135	09:31:01.012	
6 -	39.043	27.017	1:06.060 (1)	89.39		09:32:07.072	
7 -	39.135	27.097	1:06.232 (3)	89.16	0.172	09:33:13.304	
8 -	39.344	27.281	1:06.625	88.64	0.565	09:34:19.929	
9 -	42.629	IN PIT	1:20.052 P	73.77	13.992	09:35:39.981	
10 -	OUTLAP	27.194	2:27.313	40.08	1:21.253	09:38:07.294	
11 -	40.220	28.430	1:08.650	86.02	2.590	09:39:15.944	
12 -	39.303	27.520	1:06.823	88.37	0.763	09:40:22.767	

P17 11 EP3		Dennis STRANDBERG		Honda Civic EP3			
IDEAL LAP TIME : 1:06.112		BEST LAP TIME : 1:06.156		DIFFERENCE : 0.044			
LAP	SECTOR 1	SECTOR 2	LAP TIME	MPH	DIFF	TIME OF DAY	
1 -	47.957	29.902	1:17.859	75.85	11.703	09:27:16.433	
2 -	40.238	27.594	1:07.832	87.06	1.676	09:28:24.265	
3 -	39.934	27.723	1:07.657	87.28	1.501	09:29:31.922	
4 -	39.254	27.110	1:06.364	88.98	0.208	09:30:38.286	
5 -	39.309	26.991	1:06.300 (3)	89.07	0.144	09:31:44.586	
6 -	39.250	IN PIT	1:12.201 P	81.79	6.045	09:32:56.787	
7 -	OUTLAP	29.739	2:11.855 D	44.78	1:05.699	09:35:08.642	
8 -	41.527	30.034	1:11.561	82.52	5.405	09:36:20.203	
9 -	39.156	27.000	1:06.156 (1)	89.26		09:37:26.359	
10 -	39.166	27.261	1:06.427	88.90	0.271	09:38:32.786	
11 -	39.282	26.956	1:06.238 (2)	89.15	0.082	09:39:39.024	
12 -	41.112	IN PIT	1:13.939 P	79.87	7.783	09:40:52.963	

P18 74 EP3		Anthony GANNON		Honda Civic EP3			
IDEAL LAP TIME : 1:06.169		BEST LAP TIME : 1:06.169		DIFFERENCE : 0.000			
LAP	SECTOR 1	SECTOR 2	LAP TIME	MPH	DIFF	TIME OF DAY	
1 -	47.809	29.678	1:17.487	76.21	11.318	09:27:24.826	
2 -	42.659	28.074	1:10.733	83.49	4.564	09:28:35.559	
3 -	40.643	28.886	1:09.529	84.93	3.360	09:29:45.088	
4 -	40.431	28.078	1:08.509	86.20	2.340	09:30:53.597	
5 -	39.078	27.091	1:06.169 (1)	89.25		09:31:59.766	
6 -	39.804	27.644	1:07.448 (2)	87.55	1.279	09:33:07.214	
7 -	39.669	IN PIT	1:13.888 P	79.92	7.719	09:34:21.102	
8 -	OUTLAP	27.756	2:27.880	39.93	1:21.711	09:36:48.982	
9 -	39.928	27.701	1:07.629 (3)	87.32	1.460	09:37:56.611	
10 -	40.331	28.453	1:08.784	85.85	2.615	09:39:05.395	
11 -	41.111	28.517	1:09.628	84.81	3.459	09:40:15.023	

Milltek Sport Civic Cup Championship

QUALIFYING - RACES 8 & 18 - SECTOR ANALYSIS



SECTOR 1 = FL to I1, SECTOR 2 = I1 to FL, DIFF = Difference To Personal Best Lap, P = Crossed Finish Line in Pit Lane, D = Time Disallowed

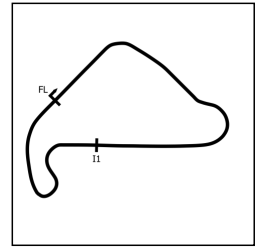
P19 73 EP3 Adam DURANT			Honda Civic EP3			
IDEAL LAP TIME : 1:06.205		BEST LAP TIME : 1:06.233		DIFFERENCE : 0.028		
LAP	SECTOR 1	SECTOR 2	LAP TIME	MPH	DIFF	TIME OF DAY
1 -	41.968	27.836	1:09.804	84.60	3.571	09:26:35.836
2 -	39.847	27.141	1:06.988	88.16	0.755	09:27:42.824
3 -	39.468	27.128	1:06.596	88.67	0.363	09:28:49.420
4 -	39.436	27.047	1:06.483	88.82	0.250	09:29:55.903
5 -	39.830	27.261	1:07.091	88.02	0.858	09:31:02.994
6 -	39.204	27.772	1:06.976 D	88.17	0.743	09:32:09.970
7 -	39.224	27.067	1:06.291 (2)	89.08	0.058	09:33:16.261
8 -	39.485	27.141	1:06.626	88.63	0.393	09:34:22.887
9 -	39.377	27.234	1:06.611	88.65	0.378	09:35:29.498
10 -	39.182	27.051	1:06.233 (1)	89.16		09:36:35.731
11 -	39.306	27.023	1:06.329 (3)	89.03	0.096	09:37:42.060
12 -	39.326	27.192	1:06.518	88.78	0.285	09:38:48.578
13 -	39.448	27.067	1:06.515	88.78	0.282	09:39:55.093

P20 98 EP3 Jordan BRENNAN			Honda Civic EP3			
IDEAL LAP TIME : 1:06.246		BEST LAP TIME : 1:06.252		DIFFERENCE : 0.006		
LAP	SECTOR 1	SECTOR 2	LAP TIME	MPH	DIFF	TIME OF DAY
1 -	42.208	28.351	1:10.559 D	83.69	4.307	09:27:00.394
2 -	40.133	27.544	1:07.677	87.26	1.425	09:28:08.071
3 -	39.771	27.047	1:06.818	88.38	0.566	09:29:14.889
4 -	39.530	27.137	1:06.667	88.58	0.415	09:30:21.556
5 -	39.504	27.026	1:06.530 (3)	88.76	0.278	09:31:28.086
6 -	40.694	27.781	1:08.475	86.24	2.223	09:32:36.561
7 -	39.437	27.147	1:06.584	88.69	0.332	09:33:43.145
8 -	39.560	27.588	1:07.148	87.95	0.896	09:34:50.293
9 -	39.273	26.979	1:06.252 (1)	89.13		09:35:56.545
10 -	42.073	27.799	1:09.872	84.52	3.620	09:37:06.417
11 -	39.944	29.083	1:09.027	85.55	2.775	09:38:15.444
12 -	39.300	27.075	1:06.375 (2)	88.97	0.123	09:39:21.819
13 -	39.267	27.887	1:07.154	87.94	0.902	09:40:28.973

P21 333 FN2 Harry ENGLAND			Honda Civic FN2			
IDEAL LAP TIME : 1:06.069		BEST LAP TIME : 1:06.334		DIFFERENCE : 0.265		
LAP	SECTOR 1	SECTOR 2	LAP TIME	MPH	DIFF	TIME OF DAY
1 -	40.775	27.290	1:08.065	86.76	1.731	09:26:36.565
2 -	39.759	27.645	1:07.404	87.61	1.070	09:27:43.969
3 -	39.213	27.075	1:06.288 D	89.09		09:28:50.257
4 -	40.291	26.945	1:07.236	87.83	0.902	09:29:57.493
5 -	39.285	27.350	1:06.635	88.62	0.301	09:31:04.128
6 -	39.217	26.967	1:06.184 D	89.23		09:32:10.312
7 -	39.929	27.310	1:07.239	87.83	0.905	09:33:17.551
8 -	39.131	27.203	1:06.334 (1)	89.02		09:34:23.885
9 -	39.284	27.116	1:06.400 (3)	88.94	0.066	09:35:30.285
10 -	39.232	27.221	1:06.453 D	88.86	0.119	09:36:36.738
11 -	39.124	27.241	1:06.365 (2)	88.98	0.031	09:37:43.103
12 -	39.532	27.300	1:06.832 D	88.36	0.498	09:38:49.935
13 -	40.374	27.670	1:08.044	86.79	1.710	09:39:57.979

Milltek Sport Civic Cup Championship

QUALIFYING - RACES 8 & 18 - SECTOR ANALYSIS



SECTOR 1 = FL to I1, SECTOR 2 = I1 to FL, DIFF = Difference To Personal Best Lap, P = Crossed Finish Line in Pit Lane, D = Time Disallowed

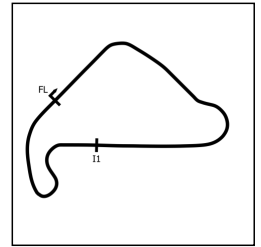
P22 127 EP3 Scott SMITH			Honda Civic EP3			
IDEAL LAP TIME :		BEST LAP TIME : 1:06.646		DIFFERENCE :		
LAP	SECTOR 1	SECTOR 2	LAP TIME	MPH	DIFF	TIME OF DAY
1 -			1:17.340	76.35	10.694	09:27:22.311
2 -			1:17.431	76.27	10.785	09:28:39.742
3 -			1:12.449	81.51	5.803	09:29:52.191
4 -			1:06.735 (3)	88.49	0.089	09:30:58.926
5 -			1:06.657 (2)	88.59	0.011	09:32:05.583
6 -			1:07.092	88.02	0.446	09:33:12.675
7 -			1:07.864	87.02	1.218	09:34:20.539
8 -			1:06.646 (1)	88.61		09:35:27.185
9 -			1:06.813	88.39	0.167	09:36:33.998
10 -			1:06.988	88.16	0.342	09:37:40.986
11 -			1:06.839	88.35	0.193	09:38:47.825
12 -			1:14.675	79.08	8.029	09:40:02.500

P23 64 EP3 Aydan HASSAN			Honda Civic EP3			
IDEAL LAP TIME : 1:06.727		BEST LAP TIME : 1:06.734		DIFFERENCE : 0.007		
LAP	SECTOR 1	SECTOR 2	LAP TIME	MPH	DIFF	TIME OF DAY
1 -	42.538	27.467	1:10.005	84.36	3.271	09:26:46.666
2 -	39.955	27.420	1:07.375	87.65	0.641	09:27:54.041
3 -	40.672	27.826	1:08.498	86.21	1.764	09:29:02.539
4 -	39.737	27.661	1:07.398	87.62	0.664	09:30:09.937
5 -	39.560	27.295	1:06.855 D	88.33	0.121	09:31:16.792
6 -	39.544	27.335	1:06.879 (3)	88.30	0.145	09:32:23.671
7 -	39.514	27.501	1:07.015	88.12	0.281	09:33:30.686
8 -	39.503	27.271	1:06.774 (2)	88.44	0.040	09:34:37.460
9 -	39.684	27.281	1:06.965 D	88.19	0.231	09:35:44.425
10 -	39.510	27.224	1:06.734 (1)	88.49		09:36:51.159
11 -	39.568	27.328	1:06.896	88.28	0.162	09:37:58.055
12 -	39.717	27.844	1:07.561	87.41	0.827	09:39:05.616
13 -	40.453	27.496	1:07.949	86.91	1.215	09:40:13.565

P24 25 EP3 William BUTT			Honda Civic EP3			
IDEAL LAP TIME : 1:06.745		BEST LAP TIME : 1:06.769		DIFFERENCE : 0.024		
LAP	SECTOR 1	SECTOR 2	LAP TIME	MPH	DIFF	TIME OF DAY
1 -	42.441	28.445	1:10.886	83.31	4.117	09:27:01.382
2 -	39.962	27.616	1:07.578	87.39	0.809	09:28:08.960
3 -	39.550	27.219	1:06.769 (1)	88.44		09:29:15.729
4 -	39.526	27.327	1:06.853 (2)	88.33	0.084	09:30:22.582
5 -	39.696	IN PIT	1:13.657 P	80.17	6.888	09:31:36.239
6 -	OUTLAP	27.559	2:20.137	42.14	1:13.368	09:33:56.376
7 -	39.624	27.334	1:06.958 (3)	88.19	0.189	09:35:03.334
8 -	39.922	28.212	1:08.134	86.67	1.365	09:36:11.468
9 -	39.700	27.420	1:07.120	87.98	0.351	09:37:18.588
10 -	41.102	27.458	1:08.560	86.13	1.791	09:38:27.148
11 -	47.998	28.650	1:16.648	77.04	9.879	09:39:43.796
12 -	39.608	27.437	1:07.045	88.08	0.276	09:40:50.841

Milltek Sport Civic Cup Championship

QUALIFYING - RACES 8 & 18 - SECTOR ANALYSIS



SECTOR 1 = FL to I1, SECTOR 2 = I1 to FL, DIFF = Difference To Personal Best Lap, P = Crossed Finish Line in Pit Lane, D = Time Disallowed

P25 727 EP3 Jackson WHITE		Honda Civic EP3				
IDEAL LAP TIME : 1:07.260		BEST LAP TIME : 1:07.504				
		DIFFERENCE : 0.244				
LAP	SECTOR 1	SECTOR 2	LAP TIME	MPH	DIFF	TIME OF DAY
1 -	46.364	28.993	1:15.357	78.36	7.853	09:27:20.038
2 -	43.685	28.231	1:11.916	82.11	4.412	09:28:31.954
3 -	41.115	27.676	1:08.791	85.84	1.287	09:29:40.745
4 -	40.303	28.303	1:08.606	86.08	1.102	09:30:49.351
5 -	40.277	27.482	1:07.759 (3)	87.15	0.255	09:31:57.110
6 -	40.208	28.635	1:08.843	85.78	1.339	09:33:05.953
7 -	40.202	27.302	1:07.504 (1)	87.48		09:34:13.457
8 -	43.767	IN PIT	1:17.512 P	76.19	10.008	09:35:30.969
9 -	OUTLAP	29.694	2:01.607	48.56	54.103	09:37:32.576
10 -	40.095	27.416	1:07.511 (2)	87.47	0.007	09:38:40.087
11 -	39.958	30.136	1:10.094	84.25	2.590	09:39:50.181

P26 76 EP3 Simon WELCH		Honda Civic EP3				
IDEAL LAP TIME : 1:07.469		BEST LAP TIME : 1:07.712				
		DIFFERENCE : 0.243				
LAP	SECTOR 1	SECTOR 2	LAP TIME	MPH	DIFF	TIME OF DAY
1 -	46.587	29.192	1:15.779	77.93	8.067	09:27:20.949
2 -	41.413	28.552	1:09.965	84.40	2.253	09:28:30.914
3 -	40.730	28.384	1:09.114	85.44	1.402	09:29:40.028
4 -	40.379	28.573	1:08.952	85.64	1.240	09:30:48.980
5 -	41.339	27.919	1:09.258	85.27	1.546	09:31:58.238
6 -	40.958	27.536	1:08.494	86.22	0.782	09:33:06.732
7 -	40.150	28.444	1:08.594	86.09	0.882	09:34:15.326
8 -	40.958	28.020	1:08.978	85.61	1.266	09:35:24.304
9 -	39.933	28.362	1:08.295 (2)	86.47	0.583	09:36:32.599
10 -	40.126	27.586	1:07.712 (1)	87.21		09:37:40.311
11 -	44.410	27.865	1:12.275	81.71	4.563	09:38:52.586
12 -	39.971	28.332	1:08.303 (3)	86.46	0.591	09:40:00.889

Milltek Sport Civic Cup Championship

QUALIFYING - RACES 8 & 18 - BEST SECTORS

SECTOR 1			SECTOR 2			IDEAL / BEST COMPARISON						
POS	NO	NAME	TIME	NO	NAME	TIME	POS	NO	NAME	IDEAL	BEST	DIFF
									PERFECT LAP	1:05.030		
1	1	EDMUNDSON	38.620	42	REDFORD	26.410	1	38	KENT	1:05.113	1:05.271	0.158
2	38	KENT	38.627	45	CAMP	26.485	2	45	CAMP	1:05.114	1:05.361	0.247
3	45	CAMP	38.629	38	KENT	26.486	3	1	EDMUNDSON	1:05.118	1:05.240	0.122
4	54	CATON	38.652	1	EDMUNDSON	26.498	4	54	CATON	1:05.175	1:05.262	0.087
5	66	MARSHALL	38.734	54	CATON	26.523	5	42	REDFORD	1:05.189	1:05.189	0.000
6	86	PETTERS	38.758	66	MARSHALL	26.568	6	66	MARSHALL	1:05.302	1:05.302	0.000
7	42	REDFORD	38.779	19	RUDDLELL	26.650	7	12	STEVENSON	1:05.451	1:05.767	0.316
8	12	STEVENSON	38.790	12	STEVENSON	26.661	8	86	PETTERS	1:05.489	1:05.518	0.029
9	19	RUDDLELL	38.841	86	PETTERS	26.731	9	19	RUDDLELL	1:05.491	1:05.568	0.077
10	223	TOWNSEND	38.915	92	SWAIN	26.787	10	92	SWAIN	1:05.777	1:05.810	0.033
11	92	SWAIN	38.990	322	PETTERS	26.914	11	223	TOWNSEND	1:05.922	1:06.056	0.134
12	495	HUGHES	39.043	333	ENGLAND	26.945	12	322	PETTERS	1:05.994	1:06.016	0.022
13	74	GANNON	39.078	11	STRANDBERG	26.956	13	495	HUGHES	1:06.060	1:06.060	0.000
14	322	PETTERS	39.080	98	BRENNAN	26.979	14	333	ENGLAND	1:06.069	1:06.334	0.265
15	333	ENGLAND	39.124	223	TOWNSEND	27.007	15	11	STRANDBERG	1:06.112	1:06.156	0.044
16	11	STRANDBERG	39.156	495	HUGHES	27.017	16	74	GANNON	1:06.169	1:06.169	0.000
17	73	DURANT	39.182	73	DURANT	27.023	17	73	DURANT	1:06.205	1:06.233	0.028
18	98	BRENNAN	39.267	74	GANNON	27.091	18	98	BRENNAN	1:06.246	1:06.252	0.006
19	64	HASSAN	39.503	25	BUTT	27.219	19	64	HASSAN	1:06.727	1:06.734	0.007
20	25	BUTT	39.526	64	HASSAN	27.224	20	25	BUTT	1:06.745	1:06.769	0.024
21	76	WELCH	39.933	727	WHITE	27.302	21	727	WHITE	1:07.260	1:07.504	0.244
22	727	WHITE	39.958	76	WELCH	27.536	22	76	WELCH	1:07.469	1:07.712	0.243
23							23	99	FILES		1:05.191	
24							24	97	KITE		1:05.818	
25							25	37	BROMLEY		1:05.506	
26							26	127	SMITH		1:06.646	

Milltek Sport Civic Cup Championship

QUALIFYING - RACES 8 & 18 - PIT STOP ANALYSIS

P3 1 Max EDMUNDSON				
STOP	IN TIME	STOP TIME	TOTAL TIME	OUT TIME
1 -	09:40:51.469			

P4 54 Harvey CATON				
STOP	IN TIME	STOP TIME	TOTAL TIME	OUT TIME
1 -	09:34:14.710	49.016	49.016	09:35:03.726

P6 66 Dave MARSHALL				
STOP	IN TIME	STOP TIME	TOTAL TIME	OUT TIME
1 -	09:40:00.233			

P8 37 Josh BROMLEY				
STOP	IN TIME	STOP TIME	TOTAL TIME	OUT TIME
1 -	09:37:53.327			

P10 19 Jack RUDELL				
STOP	IN TIME	STOP TIME	TOTAL TIME	OUT TIME
1 -	09:32:32.471	58.120	58.120	09:33:30.591
2 -	09:40:38.707			

P14 322 Jamie PETERS				
STOP	IN TIME	STOP TIME	TOTAL TIME	OUT TIME
1 -	09:39:01.204			

P16 495 Mark HUGHES				
STOP	IN TIME	STOP TIME	TOTAL TIME	OUT TIME
1 -	09:35:39.981	1:23.331	1:23.331	09:37:03.312

P17 11 Dennis STRANDBERG				
STOP	IN TIME	STOP TIME	TOTAL TIME	OUT TIME
1 -	09:32:56.787	1:00.270	1:00.270	09:33:57.057
2 -	09:40:52.963			

P18 74 Anthony GANNON				
STOP	IN TIME	STOP TIME	TOTAL TIME	OUT TIME
1 -	09:34:21.102	1:22.554	1:22.554	09:35:43.656

P24 25 William BUTT				
STOP	IN TIME	STOP TIME	TOTAL TIME	OUT TIME
1 -	09:31:36.239	1:15.092	1:15.092	09:32:51.331

P25 727 Jackson WHITE				
STOP	IN TIME	STOP TIME	TOTAL TIME	OUT TIME
1 -	09:35:30.969	51.767	51.767	09:36:22.736

Milltek Sport Civic Cup Championship

QUALIFYING - RACES 8 & 18 - STATISTICS

Competitors Started 26
Planned Start 2024-08-17 @ 09:30:00.000
Actual Start 2024-08-17 @ 09:24:43.459
Finish Time 2024-08-17 @ 09:39:45.082
Track Length 1.6404mi.
Total Laps 324
Total Distance Covered 531.5101mi.

Session Fastest Lap History

NO	CL	NAME	LAP TIME	TIME OF DAY	LAP	VEHICLE
66	FN2	Dave MARSHALL	1:08.771	09:26:21.000	1	Honda Civic FN2
1	EP3	Max EDMUNDSON	1:07.351	09:26:25.809	1	Honda Civic EP3
66	FN2	Dave MARSHALL	1:06.698	09:27:27.699	2	Honda Civic FN2
1	EP3	Max EDMUNDSON	1:06.476	09:27:32.285	2	Honda Civic EP3
12	EP3	Spencer STEVENSON	1:05.906	09:27:33.839	2	Honda Civic EP3
54	EP3	Harvey CATON	1:05.785	09:27:36.604	2	Honda Civic EP3
66	FN2	Dave MARSHALL	1:05.672	09:28:33.370	3	Honda Civic FN2
1	EP3	Max EDMUNDSON	1:05.409	09:28:37.694	3	Honda Civic EP3
1	EP3	Max EDMUNDSON	1:05.258	09:29:42.952	4	Honda Civic EP3
42	EP3	Will REDFORD	1:05.189	09:32:07.779	6	Honda Civic EP3

Flag History

TYPE	TIME OF DAY
GREEN	09:24:43.459
FINISH	09:39:45.082

Flag Statistics

TYPE	COUNT	TOTAL LAPS	TOTAL TIME
Green	1	14	16:15.271
Red	0	0	0.000
Safety Car	0	0	0.000
FCY	0	0	0.000

Milltek Sport Civic Cup Championship

QUALIFYING - RACES 8 & 18 - STATISTICS

CLASS : EP3

21 Starters

Fastest Lap History

NO	NAME	LAP TIME	TIME OF DAY	LAP	VEHICLE
1	Max EDMUNDSON	1:07.351	09:26:25.809	1	Honda Civic EP3
1	Max EDMUNDSON	1:06.476	09:27:32.285	2	Honda Civic EP3
12	Spencer STEVENSON	1:05.906	09:27:33.839	2	Honda Civic EP3
54	Harvey CATON	1:05.785	09:27:36.604	2	Honda Civic EP3
1	Max EDMUNDSON	1:05.409	09:28:37.694	3	Honda Civic EP3
1	Max EDMUNDSON	1:05.258	09:29:42.952	4	Honda Civic EP3
42	Will REDFORD	1:05.189	09:32:07.779	6	Honda Civic EP3

Milltek Sport Civic Cup Championship

QUALIFYING - RACES 8 & 18 - STATISTICS

CLASS : FN2

5 Starters

Fastest Lap History

NO	NAME	LAP TIME	TIME OF DAY	LAP	VEHICLE
66	Dave MARSHALL	1:08.771	09:26:21.000	1	Honda Civic FN2
333	Harry ENGLAND	1:08.065	09:26:36.567	1	Honda Civic FN2
66	Dave MARSHALL	1:06.698	09:27:27.699	2	Honda Civic FN2
92	Wesley SWAIN	1:06.042	09:27:51.077	2	Honda Civic FN2
66	Dave MARSHALL	1:05.672	09:28:33.370	3	Honda Civic FN2
45	Alistair CAMP	1:05.361	09:30:30.483	4	Honda Civic FN2
66	Dave MARSHALL	1:05.302	09:36:17.197	10	Honda Civic FN2

Milltek Sport Civic Cup Championship

RACE 1 (Oulton Park replacement race) - GRID (15 minutes)

ROW 10	20 127 Scott SMITH	19 86 Daniel PETERS
ROW 9	18 333 Harry ENGLAND	17 66 Dave MARSHALL
ROW 8	16 223 Garry TOWNSEND	15 19 Jack RUDELL
ROW 7	14 495 Mark HUGHES	13 64 Aydan HASSAN
ROW 6	12 25 William BUTT	11 322 Jamie PETERS
ROW 5	10 92 Wesley SWAIN	9 98 Jordan BRENNAN
ROW 4	8 1 Max EDMUNDSON	7 99 Josh FILES
ROW 3	6 38 Lewis KENT	5 12 Spencer STEVENSON
ROW 2	4 45 Alistair CAMP	3 42 Will REDFORD
ROW 1	2 54 Harvey CATON	1 97 Alex KITE
Pole		

These results are provisional until the conclusion of any judicial and technical matters.

Silverstone National: 1.6404 miles

Clerk Of Course: Andrew Roberts	Stewards:	Timekeeper: Sarah Evans	
---------------------------------	-----------	-------------------------	--

Results can be found at www.tsl-timing.com

Printed - 09:47 Saturday, 17 August 2024



Milltek Sport Civic Cup Championship

RACE 8 - GRID (15 minutes)

ROW 13	26	1:07.712	76 Simon WELCH	25	1:07.504	727 Jackson WHITE
ROW 12	24	1:06.769	25 William BUTT	23	1:06.734	64 Aydan HASSAN
ROW 11	22	1:06.646	127 Scott SMITH	21	1:06.334	333 Harry ENGLAND
ROW 10	20	1:06.252	98 Jordan BRENNAN	19	1:06.233	73 Adam DURANT
ROW 9	18	1:06.169	74 Anthony GANNON	17	1:06.156	11 Dennis STRANDBERG
ROW 8	16	1:06.060	495 Mark HUGHES	15	1:06.056	223 Garry TOWNSEND
ROW 7	14	1:06.016	322 Jamie PETERS	13	1:05.818	97 Alex KITE
ROW 6	12	1:05.810	92 Wesley SWAIN	11	1:05.767	12 Spencer STEVENSON
ROW 5	10	1:05.568	19 Jack RUDELL	9	1:05.518	86 Daniel PETERS
ROW 4	8	1:05.506	37 Josh BROMLEY	7	1:05.361	45 Alistair CAMP
ROW 3	6	1:05.302	66 Dave MARSHALL	5	1:05.271	38 Lewis KENT
ROW 2	4	1:05.262	54 Harvey CATON	3	1:05.240	1 Max EDMUNDSON
ROW 1	2	1:05.191	99 Josh FILES	1	1:05.189	42 Will REDFORD
Pole						

These results are provisional until the conclusion of any judicial and technical matters.

Silverstone National: 1.6404 miles

Clerk Of Course: Andrew Roberts	Stewards:	Timekeeper: Sarah Evans	
---------------------------------	-----------	-------------------------	--

Results can be found at www.tsl-timing.com

Printed - 10:07 Saturday, 17 August 2024



Milltek Sport Civic Cup Championship

RACE 1 (Oulton Park replacement race) - CLASSIFICATION

Race Distance: 14 Laps / 22.96 miles

POS	NO	CL	PIC	NAME	ENTRY	LAPS	TIME	GAP	DIFF	MPH	BEST	ON	GRD	↑↓
1	54	EP3	1	Harvey CATON	Honda Civic EP3	14	15:22.555			89.61	1:05.482	2	2	1
2	42	EP3	2	Will REDFORD	Honda Civic EP3	14	15:26.944	4.389	4.389	89.19	1:05.609	4	3	1
3	99	EP3	3	Josh FILES	Honda Civic EP3	14	15:27.170	4.615	0.226	89.17	1:05.500	4	7	4
4	1	EP3	4	Max EDMUNDSON	Honda Civic EP3	14	15:32.419	9.864	5.249	88.67	1:05.385	9	8	4
5	66	FN2	1	Dave MARSHALL	Honda Civic FN2	14	15:32.696	10.141	0.277	88.64	1:05.550	5	17	12
6	45	FN2	2	Alistair CAMP	Honda Civic FN2	14	15:32.788	10.233	0.092	88.63	1:05.663	4	4	-2
7	12	EP3	5	Spencer STEVENSON	Honda Civic EP3	14	15:33.360	10.805	0.572	88.58	1:05.891	4	5	-2
8	97	EP3	6	Alex KITE	Honda Civic EP3	14	15:34.557	12.002	1.197	88.46	1:06.181	9	1	-7
9	19	EP3	7	Jack RUDELL	Honda Civic EP3	14	15:35.674	13.119	1.117	88.36	1:05.861	7	15	6
10	92	FN2	3	Wesley SWAIN	Honda Civic FN2	14	15:37.486	14.931	1.812	88.19	1:06.197	4	10	0
11	495	FN2	4	Mark HUGHES	Honda Civic FN2	14	15:42.082	19.527	4.596	87.76	1:06.274	7	14	3
12	223	EP3	8	Garry TOWNSEND	Honda Civic EP3	14	15:42.987	20.432	0.905	87.67	1:06.351	4	16	4
13	98	EP3	9	Jordan BRENNAN	Honda Civic EP3	14	15:43.659	21.104	0.672	87.61	1:06.543	8	9	-4
14	322	EP3	10	Jamie PETERS	Honda Civic EP3	14	15:44.647	22.092	0.988	87.52	1:06.441	4	11	-3
15	127	EP3	11	Scott SMITH	Honda Civic EP3	14	15:44.999	22.444	0.352	87.49	1:06.455	7	20	5
16	333	FN2	5	Harry ENGLAND	Honda Civic FN2	14	15:47.421	24.866	2.422	87.26	1:06.483	8	18	2
17	38	EP3	12	Lewis KENT	Honda Civic EP3	14	15:51.270	28.715	3.849	86.91	1:06.256	6	6	-11

NOT CLASSIFIED

DNF	64	EP3		Aydan HASSAN	Honda Civic EP3	10	11:21.333	4 Laps	4 Laps	86.67	1:06.836	6	13	
NC	86	EP3		Daniel PETERS	Honda Civic EP3	10	16:23.243	4 Laps	5:01.910	60.06	1:06.311	3	19	
DNF	25	EP3		William BUTT	Honda Civic EP3	3	3:35.936	11 Laps	7 Laps	82.04	1:08.454	2	12	

FASTEST LAP

1	EP3	Max EDMUNDSON	Honda Civic EP3	9	1:05.385	90.32 mph	145.35 kph
66	FN2	Dave MARSHALL	Honda Civic FN2	5	1:05.550	90.09 mph	144.99 kph

Comments: Car 1 - 5 second penalty - Track limits

Weather / Track : Bright / Dry

These results are provisional until the conclusion of any judicial and technical matters.

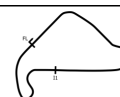
Date: 17/08/2024 Start: 11:49 Finish: 12:04

Silverstone National: 1.6404 miles

Clerk Of Course: Andrew Roberts

Stewards:

Timekeeper: Sarah Evans



Results can be found at www.tsl-timing.com

Printed - 12:12 Saturday, 17 August 2024



Milltek Sport Civic Cup Championship

RACE 1 (Oulton Park replacement race) - LAP CHART

LAP 1 @ 11:50:41.401			LAP 2 @ 11:51:46.883			LAP 3 @ 11:52:52.546			LAP 4 @ 11:53:58.036			LAP 5 @ 11:55:03.525		
NO	BEHIND	LAP TIME	NO	BEHIND	LAP TIME	NO	BEHIND	LAP TIME	NO	BEHIND	LAP TIME	NO	BEHIND	LAP TIME
54		1:09.279	54		1:05.482	54		1:05.663	54		1:05.490	54		1:05.489
97	0.678	1:09.957	42	1.336	1:06.139	42	1.309	1:05.636	42	1.428	1:05.609	42	1.574	1:05.635
42	0.679	1:09.958	97	1.690	1:06.494	45	2.222	1:05.861	45	2.395	1:05.663	45	2.857	1:05.951
45	1.303	1:10.582	45	2.024	1:06.203	97	2.518	1:06.491	99	2.729	1:05.500	99	3.089	1:05.849
1	1.317	1:10.596	99	2.523	1:06.527	99	2.719	1:05.859	1	3.029	1:05.673	1	3.227	1:05.687
12	1.359	1:10.638	1	2.526	1:06.691	1	2.846	1:05.983	97	3.477	1:06.449	97	4.195	1:06.207
99	1.478	1:10.757	12	2.939	1:07.062	12	3.510	1:06.234	12	3.911	1:05.891	12	4.451	1:06.029
38	1.615	1:10.894	38	3.764	1:07.631	66	4.653	1:05.981	66	4.920	1:05.757	66	4.981	1:05.550
92	2.686	1:11.965	92	4.048	1:06.844	92	5.228	1:06.843	92	5.935	1:06.197	92	7.193	1:06.747
98	2.873	1:12.152	66	4.335	1:06.341	322	5.730	1:06.757	322	6.681	1:06.441	19	7.572	1:06.161
322	3.021	1:12.300	322	4.636	1:07.097	98	6.243	1:06.899	19	6.900	1:05.951	322	8.526	1:07.334
25	3.264	1:12.543	98	5.007	1:07.616	19	6.439	1:06.801	98	7.630	1:06.877	98	8.959	1:06.818
66	3.476	1:12.755	19	5.301	1:06.945	86	6.611	1:06.311	223	7.962	1:06.351	223	9.084	1:06.611
19	3.838	1:13.117	223	5.957	1:06.900	223	7.101	1:06.807	86	9.387	1:08.266	127	11.239	1:06.861
223	4.539	1:13.818	86	5.963	1:06.725	38	7.514	1:09.413	127	9.867	1:06.806	495	11.383	1:06.902
86	4.720	1:13.999	25	6.236	1:08.454	127	8.551	1:07.397	38	9.933	1:07.909	333	12.784	1:07.632
495	5.021	1:14.300	495	6.441	1:06.902	495	8.803	1:08.025	495	9.970	1:06.657	38	13.407	1:08.963
127	5.489	1:14.768	127	6.817	1:06.810	333	9.331	1:06.986	333	10.641	1:06.800	64	13.942	1:07.733
64	6.037	1:15.316	333	8.008	1:07.360	64	9.853	1:07.000	64	11.698	1:07.335	86	15.519	1:11.621
333	6.130	1:15.409	64	8.516	1:07.961	25	15.512	1:14.939 P						

Milltek Sport Civic Cup Championship

RACE 1 (Oulton Park replacement race) - LAP CHART

LAP 6 @ 11:56:09.104			LAP 7 @ 11:57:14.664			LAP 8 @ 11:58:20.400			LAP 9 @ 11:59:26.058			LAP 10 @ 12:00:31.711		
NO	BEHIND	LAP TIME	NO	BEHIND	LAP TIME	NO	BEHIND	LAP TIME	NO	BEHIND	LAP TIME	NO	BEHIND	LAP TIME
54		1:05.579	54		1:05.560	54		1:05.736	54		1:05.658	54		1:05.653
42	1.913	1:05.918	42	2.237	1:05.884	42	2.377	1:05.876	42	2.591	1:05.872	42	3.003	1:06.065
45	3.369	1:06.091	1	3.783	1:05.886	1	3.948	1:05.901	1	3.675	1:05.385	1	3.424	1:05.402
1	3.457	1:05.809	99	4.348	1:06.020	99	4.161	1:05.549	99	4.065	1:05.562	99	3.973	1:05.561
99	3.888	1:06.378	45	4.793	1:06.984	45	4.842	1:05.785	45	5.305	1:06.121	45	5.732	1:06.080
97	5.173	1:06.557	66	6.782	1:06.844	66	6.990	1:05.944	66	7.160	1:05.828	66	7.324	1:05.817
66	5.498	1:06.096	97	6.858	1:07.245	12	7.692	1:06.547	12	8.062	1:06.028	12	8.456	1:06.047
12	5.515	1:06.643	12	6.881	1:06.926	97	7.949	1:06.827	97	8.472	1:06.181	97	9.286	1:06.467
92	7.881	1:06.267	19	8.506	1:05.861	19	8.940	1:06.170	19	9.352	1:06.070	19	9.990	1:06.291
19	8.205	1:06.212	92	8.878	1:06.557	92	9.633	1:06.491	92	10.682	1:06.707	92	11.650	1:06.621
322	9.442	1:06.495	322	10.557	1:06.675	223	11.871	1:06.523	223	13.038	1:06.825	223	13.880	1:06.495
223	9.886	1:06.381	223	11.084	1:06.758	322	11.873	1:07.052	322	13.492	1:07.277	322	14.625	1:06.786
98	10.378	1:06.998	98	11.684	1:06.866	98	12.491	1:06.543	98	13.897	1:07.064	98	15.231	1:06.987
127	12.211	1:06.551	127	13.106	1:06.455	127	14.050	1:06.680	495	14.951	1:06.325	495	15.644	1:06.346
495	12.416	1:06.612	495	13.130	1:06.274	495	14.284	1:06.890	127	15.928	1:07.536	127	17.247	1:06.972
333	13.958	1:06.753	38	16.005	1:07.481	333	17.242	1:06.483	333	18.455	1:06.871	333	19.874	1:07.072
38	14.084	1:06.256	333	16.495	1:08.097	38	18.011	1:07.742	64	20.251	1:07.323	64	21.744	1:07.146
64	15.199	1:06.836	64	17.311	1:07.672	64	18.586	1:07.011	38	20.570	1:08.217	38	22.283	1:07.366
86	26.520	1:16.580 P							86	2 Laps	3:16.863 P			

Milltek Sport Civic Cup Championship

RACE 1 (Oulton Park replacement race) - LAP CHART

LAP 11 @ 12:01:37.368			LAP 12 @ 12:02:43.100			LAP 13 @ 12:03:48.867			LAP 14 @ 12:04:54.677		
NO	BEHIND	LAP TIME	NO	BEHIND	LAP TIME	NO	BEHIND	LAP TIME	NO	BEHIND	LAP TIME
54		1:05.657	54		1:05.732	54		1:05.767	54		1:05.810
42	3.663	1:06.317	42	3.987	1:06.056	42	4.188	1:05.968	42	4.389	1:06.011
1	3.884	1:06.117	99	4.234	1:06.063	99	4.438	1:05.971	99	4.615	1:05.987
99	3.903	1:05.587	1	4.443	1:06.291	1	4.771	1:06.095	1	4.864	1:05.903
45	6.685	1:06.610	45	7.997	1:07.044	45	8.966	1:06.736	66	10.141	1:06.851
66	7.528	1:05.861	66	8.269	1:06.473	66	9.100	1:06.598	45	10.233	1:07.077
12	8.957	1:06.158	12	9.478	1:06.253	12	10.019	1:06.308	12	10.805	1:06.596
97	9.954	1:06.325	97	10.463	1:06.241	97	11.424	1:06.728	97	12.002	1:06.388
19	10.670	1:06.337	19	11.560	1:06.622	19	12.314	1:06.521	19	13.119	1:06.615
92	12.526	1:06.533	92	13.303	1:06.509	92	14.077	1:06.541	92	14.931	1:06.664
223	15.648	1:07.425	223	17.163	1:07.247	223	18.219	1:06.823	495	19.527	1:06.941
495	16.527	1:06.540	495	17.399	1:06.604	495	18.396	1:06.764	223	20.432	1:08.023
322	16.702	1:07.734	322	18.292	1:07.322	98	20.073	1:07.007	98	21.104	1:06.841
98	17.265	1:07.691	98	18.833	1:07.300	322	20.684	1:08.159	322	22.092	1:07.218
127	18.193	1:06.603	127	19.354	1:06.893	127	20.934	1:07.347	127	22.444	1:07.320
333	21.122	1:06.905	333	22.167	1:06.777	333	23.392	1:06.992	333	24.866	1:07.284
38	24.082	1:07.456	38	25.284	1:06.934	38	27.561	1:08.044	38	28.715	1:06.964
			86	4 Laps	3:48.870	86	4 Laps	1:07.237	86	4 Laps	1:06.771

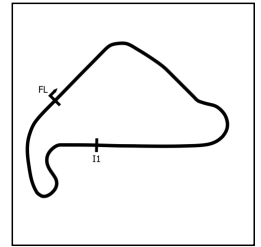
Milltek Sport Civic Cup Championship

RACE 1 (Oulton Park replacement race) - POSITION CHART

No	Name	Lap														
		Pos	1	2	3	4	5	6	7	8	9	10	11	12	13	14
97	KITE	1	54	54	54	54	54	54	54	54	54	54	54	54	54	54
54	CATON	2	97	42	42	42	42	42	42	42	42	42	42	42	42	42
42	REDFORD	3	42	97	45	45	45	45	1	1	1	1	1	99	99	99
45	CAMP	4	45	45	97	99	99	1	99	99	99	99	99	1	1	1
12	STEVENSON	5	1	99	99	1	1	99	45	45	45	45	45	45	45	66
38	KENT	6	12	1	1	97	97	97	66	66	66	66	66	66	66	45
99	FILES	7	99	12	12	12	12	66	97	12	12	12	12	12	12	12
1	EDMUNDSON	8	38	38	66	66	66	12	12	97	97	97	97	97	97	97
98	BRENNAN	9	92	92	92	92	92	92	19	19	19	19	19	19	19	19
92	SWAIN	10	98	66	322	322	19	19	92	92	92	92	92	92	92	92
322	PETTERS	11	322	322	98	19	322	322	322	223	223	223	223	223	223	495
25	BUTT	12	25	98	19	98	98	223	223	322	322	322	495	495	495	223
64	HASSAN	13	66	19	86	223	223	98	98	98	98	98	322	322	98	98
495	HUGHES	14	19	223	223	86	127	127	127	127	495	495	98	98	322	322
19	RUDELLE	15	223	86	38	127	495	495	495	495	127	127	127	127	127	127
223	TOWNSEND	16	86	25	127	38	333	333	38	333	333	333	333	333	333	333
66	MARSHALL	17	495	495	495	495	38	38	333	38	64	64	38	38	38	38
333	ENGLAND	18	127	127	333	333	64	64	64	64	38	38				
86	PETTERS	19	64	333	64	64	86	86	86	86	86					
127	SMITH	20	333	64	25											

Milltek Sport Civic Cup Championship

RACE 1 (Oulton Park replacement race) - SECTOR ANALYSIS



SECTOR 1 = FL to I1, SECTOR 2 = I1 to FL, DIFF = Difference To Personal Best Lap, P = Crossed Finish Line in Pit Lane, D = Time Disallowed

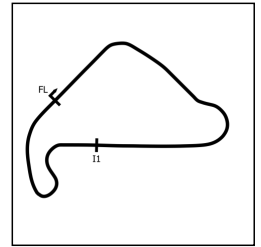
P1 54 EP3 Harvey CATON			Honda Civic EP3			
IDEAL LAP TIME : 1:05.413		BEST LAP TIME : 1:05.482		DIFFERENCE : 0.069		
LAP	SECTOR 1	SECTOR 2	LAP TIME	MPH	DIFF	TIME OF DAY
1 -		26.859	1:09.279	85.24	3.797	11:50:41.401
2 -	38.740	26.742	1:05.482 (1)	90.18		11:51:46.883
3 -	38.933	26.730	1:05.663	89.93	0.181	11:52:52.546
4 -	38.813	26.677	1:05.490 (3)	90.17	0.008	11:53:58.036
5 -	38.736	26.753	1:05.489 (2)	90.17	0.007	11:55:03.525
6 -	38.851	26.728	1:05.579	90.05	0.097	11:56:09.104
7 -	38.793	26.767	1:05.560	90.08	0.078	11:57:14.664
8 -	38.872	26.864	1:05.736	89.83	0.254	11:58:20.400
9 -	38.877	26.781	1:05.658	89.94	0.176	11:59:26.058
10 -	38.875	26.778	1:05.653	89.95	0.171	12:00:31.711
11 -	38.936	26.721	1:05.657	89.94	0.175	12:01:37.368
12 -	38.884	26.848	1:05.732	89.84	0.250	12:02:43.100
13 -	38.930	26.837	1:05.767	89.79	0.285	12:03:48.867
14 -	38.884	26.926	1:05.810	89.73	0.328	12:04:54.677

P2 42 EP3 Will REDFORD			Honda Civic EP3			
IDEAL LAP TIME : 1:05.505		BEST LAP TIME : 1:05.609		DIFFERENCE : 0.104		
LAP	SECTOR 1	SECTOR 2	LAP TIME	MPH	DIFF	TIME OF DAY
1 -		26.933	1:09.958	84.41	4.349	11:50:42.080
2 -	39.170	26.969	1:06.139	89.29	0.530	11:51:48.219
3 -	39.024	26.612	1:05.636 (3)	89.97	0.027	11:52:53.855
4 -	38.893	26.716	1:05.609 (1)	90.01		11:53:59.464
5 -	38.995	26.640	1:05.635 (2)	89.97	0.026	11:55:05.099
6 -	39.115	26.803	1:05.918	89.59	0.309	11:56:11.017
7 -	39.021	26.863	1:05.884	89.63	0.275	11:57:16.901
8 -	39.016	26.860	1:05.876	89.64	0.267	11:58:22.777
9 -	39.112	26.760	1:05.872	89.65	0.263	11:59:28.649
10 -	39.182	26.883	1:06.065	89.39	0.456	12:00:34.714
11 -	39.143	27.174	1:06.317	89.05	0.708	12:01:41.031
12 -	39.128	26.928	1:06.056	89.40	0.447	12:02:47.087
13 -	39.132	26.836	1:05.968	89.52	0.359	12:03:53.055
14 -	39.049	26.962	1:06.011	89.46	0.402	12:04:59.066

P3 99 EP3 Josh FILES			Honda Civic EP3			
IDEAL LAP TIME : 1:05.247		BEST LAP TIME : 1:05.500		DIFFERENCE : 0.253		
LAP	SECTOR 1	SECTOR 2	LAP TIME	MPH	DIFF	TIME OF DAY
1 -		27.325	1:10.757	83.46	5.257	11:50:42.879
2 -	39.550	26.977	1:06.527	88.77	1.027	11:51:49.406
3 -	39.219	26.640	1:05.859	89.67	0.359	11:52:55.265
4 -	38.996	26.504	1:05.500 (1)	90.16		11:54:00.765
5 -	38.986	26.863	1:05.849	89.68	0.349	11:55:06.614
6 -	39.620	26.758	1:06.378	88.97	0.878	11:56:12.992
7 -	39.349	26.671	1:06.020	89.45	0.520	11:57:19.012
8 -	38.846	26.703	1:05.549 (2)	90.09	0.049	11:58:24.561
9 -	38.786	26.776	1:05.562	90.07	0.062	11:59:30.123
10 -	38.743	26.818	1:05.561 (3)	90.07	0.061	12:00:35.684
11 -	38.892	26.695	1:05.587	90.04	0.087	12:01:41.271
12 -	39.050	27.013	1:06.063	89.39	0.563	12:02:47.334
13 -	39.052	26.919	1:05.971	89.51	0.471	12:03:53.305
14 -	38.988	26.999	1:05.987	89.49	0.487	12:04:59.292

Milltek Sport Civic Cup Championship

RACE 1 (Oulton Park replacement race) - SECTOR ANALYSIS



SECTOR 1 = FL to I1, SECTOR 2 = I1 to FL, DIFF = Difference To Personal Best Lap, P = Crossed Finish Line in Pit Lane, D = Time Disallowed

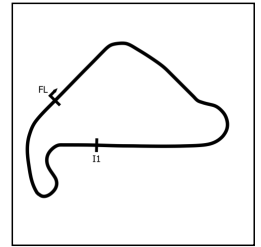
P4 1 EP3 Max EDMUNDSON			Honda Civic EP3			
IDEAL LAP TIME : 1:05.310		BEST LAP TIME : 1:05.385		DIFFERENCE : 0.075		
LAP	SECTOR 1	SECTOR 2	LAP TIME	MPH	DIFF	TIME OF DAY
1 -		27.133	1:10.596	83.65	5.211	11:50:42.718
2 -	39.771	26.920	1:06.691	88.55	1.306	11:51:49.409
3 -	39.242	26.741	1:05.983	89.50	0.598	11:52:55.392
4 -	39.099	26.574	1:05.673 (3)	89.92	0.288	11:54:01.065
5 -	38.785	26.902	1:05.687	89.90	0.302	11:55:06.752
6 -	38.903	26.906	1:05.809	89.73	0.424	11:56:12.561
7 -	39.149	26.737	1:05.886	89.63	0.501	11:57:18.447
8 -	39.110	26.791	1:05.901	89.61	0.516	11:58:24.348
9 -	38.805	26.580	1:05.385 (1)	90.32		11:59:29.733
10 -	38.736	26.666	1:05.402 (2)	90.29	0.017	12:00:35.135
11 -	38.806	27.311	1:06.117	89.32	0.732	12:01:41.252
12 -	39.284	27.007	1:06.291	89.08	0.906	12:02:47.543
13 -	38.983	27.112	1:06.095	89.35	0.710	12:03:53.638
14 -	38.858	27.045	1:05.903	89.61	0.518	12:04:59.541

P5 66 FN2 Dave MARSHALL			Honda Civic FN2			
IDEAL LAP TIME : 1:05.415		BEST LAP TIME : 1:05.550		DIFFERENCE : 0.135		
LAP	SECTOR 1	SECTOR 2	LAP TIME	MPH	DIFF	TIME OF DAY
1 -		27.237	1:12.755	81.17	7.205	11:50:44.877
2 -	39.507	26.834	1:06.341	89.01	0.791	11:51:51.218
3 -	39.387	26.594	1:05.981	89.50	0.431	11:52:57.199
4 -	38.920	26.837	1:05.757 (2)	89.81	0.207	11:54:02.956
5 -	38.821	26.729	1:05.550 (1)	90.09		11:55:08.506
6 -	38.905	27.191	1:06.096	89.34	0.546	11:56:14.602
7 -	39.576	27.268	1:06.844	88.35	1.294	11:57:21.446
8 -	39.270	26.674	1:05.944	89.55	0.394	11:58:27.390
9 -	39.020	26.808	1:05.828	89.71	0.278	11:59:33.218
10 -	39.129	26.688	1:05.817 (3)	89.72	0.267	12:00:39.035
11 -	39.175	26.686	1:05.861	89.66	0.311	12:01:44.896
12 -	39.075	27.398	1:06.473	88.84	0.923	12:02:51.369
13 -	39.109	27.489	1:06.598	88.67	1.048	12:03:57.967
14 -	39.310	27.541	1:06.851	88.34	1.301	12:05:04.818

P6 45 FN2 Alistair CAMP			Honda Civic FN2			
IDEAL LAP TIME : 1:05.652		BEST LAP TIME : 1:05.663		DIFFERENCE : 0.011		
LAP	SECTOR 1	SECTOR 2	LAP TIME	MPH	DIFF	TIME OF DAY
1 -		27.337	1:10.582	83.67	4.919	11:50:42.704
2 -	39.423	26.780	1:06.203	89.20	0.540	11:51:48.907
3 -	39.095	26.766	1:05.861 (3)	89.66	0.198	11:52:54.768
4 -	38.890	26.773	1:05.663 (1)	89.93		11:54:00.431
5 -	39.046	26.905	1:05.951	89.54	0.288	11:55:06.382
6 -	39.141	26.950	1:06.091	89.35	0.428	11:56:12.473
7 -	40.202	26.782	1:06.984	88.16	1.321	11:57:19.457
8 -	38.886	26.899	1:05.785 (2)	89.77	0.122	11:58:25.242
9 -	39.143	26.978	1:06.121	89.31	0.458	11:59:31.363
10 -	39.116	26.964	1:06.080	89.37	0.417	12:00:37.443
11 -	39.201	27.409	1:06.610	88.66	0.947	12:01:44.053
12 -	39.407	27.637	1:07.044	88.08	1.381	12:02:51.097
13 -	39.242	27.494	1:06.736	88.49	1.073	12:03:57.833
14 -	39.289	27.788	1:07.077	88.04	1.414	12:05:04.910

Milltek Sport Civic Cup Championship

RACE 1 (Oulton Park replacement race) - SECTOR ANALYSIS



SECTOR 1 = FL to I1, SECTOR 2 = I1 to FL, DIFF = Difference To Personal Best Lap, P = Crossed Finish Line in Pit Lane, D = Time Disallowed

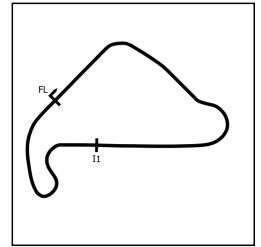
P7 12 EP3 Spencer STEVENSON		Honda Civic EP3				
IDEAL LAP TIME : 1:05.640		BEST LAP TIME : 1:05.891				
		DIFFERENCE : 0.251				
LAP	SECTOR 1	SECTOR 2	LAP TIME	MPH	DIFF	TIME OF DAY
1 -		27.273	1:10.638	83.60	4.747	11:50:42.760
2 -	40.028	27.034	1:07.062	88.06	1.171	11:51:49.822
3 -	39.403	26.831	1:06.234	89.16	0.343	11:52:56.056
4 -	39.147	26.744	1:05.891 (1)	89.62		11:54:01.947
5 -	38.896	27.133	1:06.029 (3)	89.44	0.138	11:55:07.976
6 -	39.203	27.440	1:06.643	88.61	0.752	11:56:14.619
7 -	39.659	27.267	1:06.926	88.24	1.035	11:57:21.545
8 -	39.350	27.197	1:06.547	88.74	0.656	11:58:28.092
9 -	39.154	26.874	1:06.028 (2)	89.44	0.137	11:59:34.120
10 -	39.026	27.021	1:06.047	89.41	0.156	12:00:40.167
11 -	39.235	26.923	1:06.158	89.26	0.267	12:01:46.325
12 -	39.212	27.041	1:06.253	89.13	0.362	12:02:52.578
13 -	39.229	27.079	1:06.308	89.06	0.417	12:03:58.886
14 -	39.275	27.321	1:06.596	88.67	0.705	12:05:05.482

P8 97 EP3 Alex KITE		Honda Civic EP3				
IDEAL LAP TIME : 1:05.857		BEST LAP TIME : 1:06.181				
		DIFFERENCE : 0.324				
LAP	SECTOR 1	SECTOR 2	LAP TIME	MPH	DIFF	TIME OF DAY
1 -		27.202	1:09.957	84.41	3.776	11:50:42.079
2 -	39.584	26.910	1:06.494	88.81	0.313	11:51:48.573
3 -	39.796	26.695	1:06.491	88.81	0.310	11:52:55.064
4 -	39.599	26.850	1:06.449	88.87	0.268	11:54:01.513
5 -	39.295	26.912	1:06.207 (2)	89.20	0.026	11:55:07.720
6 -	39.312	27.245	1:06.557	88.73	0.376	11:56:14.277
7 -	39.925	27.320	1:07.245	87.82	1.064	11:57:21.522
8 -	39.880	26.947	1:06.827	88.37	0.646	11:58:28.349
9 -	39.296	26.885	1:06.181 (1)	89.23		11:59:34.530
10 -	39.320	27.147	1:06.467	88.85	0.286	12:00:40.997
11 -	39.162	27.163	1:06.325	89.04	0.144	12:01:47.322
12 -	39.344	26.897	1:06.241 (3)	89.15	0.060	12:02:53.563
13 -	39.649	27.079	1:06.728	88.50	0.547	12:04:00.291
14 -	39.419	26.969	1:06.388	88.95	0.207	12:05:06.679

P9 19 EP3 Jack RUDELL		Honda Civic EP3				
IDEAL LAP TIME : 1:05.760		BEST LAP TIME : 1:05.861				
		DIFFERENCE : 0.101				
LAP	SECTOR 1	SECTOR 2	LAP TIME	MPH	DIFF	TIME OF DAY
1 -		27.397	1:13.117	80.77	7.256	11:50:45.239
2 -	39.705	27.240	1:06.945	88.21	1.084	11:51:52.184
3 -	39.502	27.299	1:06.801	88.40	0.940	11:52:58.985
4 -	39.324	26.627	1:05.951 (2)	89.54	0.090	11:54:04.936
5 -	39.424	26.737	1:06.161	89.26	0.300	11:55:11.097
6 -	39.435	26.777	1:06.212	89.19	0.351	11:56:17.309
7 -	39.133	26.728	1:05.861 (1)	89.66		11:57:23.170
8 -	39.197	26.973	1:06.170	89.24	0.309	11:58:29.340
9 -	39.165	26.905	1:06.070 (3)	89.38	0.209	11:59:35.410
10 -	39.359	26.932	1:06.291	89.08	0.430	12:00:41.701
11 -	39.437	26.900	1:06.337	89.02	0.476	12:01:48.038
12 -	39.494	27.128	1:06.622	88.64	0.761	12:02:54.660
13 -	39.414	27.107	1:06.521	88.77	0.660	12:04:01.181
14 -	39.529	27.086	1:06.615	88.65	0.754	12:05:07.796

Milltek Sport Civic Cup Championship

RACE 1 (Oulton Park replacement race) - SECTOR ANALYSIS



SECTOR 1 = FL to I1, SECTOR 2 = I1 to FL, DIFF = Difference To Personal Best Lap, P = Crossed Finish Line in Pit Lane, D = Time Disallowed

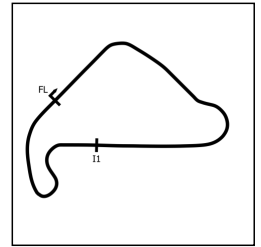
P10 92 FN2 Wesley SWAIN			Honda Civic FN2			
IDEAL LAP TIME : 1:06.185		BEST LAP TIME : 1:06.197		DIFFERENCE : 0.012		
LAP	SECTOR 1	SECTOR 2	LAP TIME	MPH	DIFF	TIME OF DAY
1 -		27.421	1:11.965	82.06	5.768	11:50:44.087
2 -	39.877	26.967	1:06.844	88.35	0.647	11:51:50.931
3 -	39.456	27.387	1:06.843	88.35	0.646	11:52:57.774
4 -	39.247	26.950	1:06.197 (1)	89.21		11:54:03.971
5 -	39.634	27.113	1:06.747	88.47	0.550	11:55:10.718
6 -	39.301	26.966	1:06.267 (2)	89.11	0.070	11:56:16.985
7 -	39.235	27.322	1:06.557	88.73	0.360	11:57:23.542
8 -	39.435	27.056	1:06.491 (3)	88.81	0.294	11:58:30.033
9 -	39.593	27.114	1:06.707	88.53	0.510	11:59:36.740
10 -	39.436	27.185	1:06.621	88.64	0.424	12:00:43.361
11 -	39.415	27.118	1:06.533	88.76	0.336	12:01:49.894
12 -	39.305	27.204	1:06.509	88.79	0.312	12:02:56.403
13 -	39.401	27.140	1:06.541	88.75	0.344	12:04:02.944
14 -	39.566	27.098	1:06.664	88.58	0.467	12:05:09.608

P11 495 FN2 Mark HUGHES			Honda Civic FN2			
IDEAL LAP TIME : 1:06.142		BEST LAP TIME : 1:06.274		DIFFERENCE : 0.132		
LAP	SECTOR 1	SECTOR 2	LAP TIME	MPH	DIFF	TIME OF DAY
1 -		27.593	1:14.300	79.48	8.026	11:50:46.422
2 -	39.385	27.517	1:06.902	88.27	0.628	11:51:53.324
3 -	39.899	28.126	1:08.025	86.81	1.751	11:53:01.349
4 -	39.192	27.465	1:06.657	88.59	0.383	11:54:08.006
5 -	39.952	26.950	1:06.902	88.27	0.628	11:55:14.908
6 -	39.456	27.156	1:06.612	88.65	0.338	11:56:21.520
7 -	39.222	27.052	1:06.274 (1)	89.10		11:57:27.794
8 -	39.764	27.126	1:06.890	88.28	0.616	11:58:34.684
9 -	39.329	26.996	1:06.325 (2)	89.04	0.051	11:59:41.009
10 -	39.267	27.079	1:06.346 (3)	89.01	0.072	12:00:47.355
11 -	39.198	27.342	1:06.540	88.75	0.266	12:01:53.895
12 -	39.233	27.371	1:06.604	88.66	0.330	12:03:00.499
13 -	39.366	27.398	1:06.764	88.45	0.490	12:04:07.263
14 -	39.511	27.430	1:06.941	88.22	0.667	12:05:14.204

P12 223 EP3 Garry TOWNSEND			Honda Civic EP3			
IDEAL LAP TIME : 1:06.068		BEST LAP TIME : 1:06.351		DIFFERENCE : 0.283		
LAP	SECTOR 1	SECTOR 2	LAP TIME	MPH	DIFF	TIME OF DAY
1 -		27.469	1:13.818	80.00	7.467	11:50:45.940
2 -	39.160	27.740	1:06.900	88.27	0.549	11:51:52.840
3 -	39.455	27.352	1:06.807	88.39	0.456	11:52:59.647
4 -	39.252	27.099	1:06.351 (1)	89.00		11:54:05.998
5 -	39.503	27.108	1:06.611	88.65	0.260	11:55:12.609
6 -	39.473	26.908	1:06.381 (2)	88.96	0.030	11:56:18.990
7 -	39.696	27.062	1:06.758	88.46	0.407	11:57:25.748
8 -	39.386	27.137	1:06.523	88.77	0.172	11:58:32.271
9 -	39.588	27.237	1:06.825	88.37	0.474	11:59:39.096
10 -	39.320	27.175	1:06.495 (3)	88.81	0.144	12:00:45.591
11 -	39.481	27.944	1:07.425	87.58	1.074	12:01:53.016
12 -	39.809	27.438	1:07.247	87.82	0.896	12:03:00.263
13 -	39.381	27.442	1:06.823	88.37	0.472	12:04:07.086
14 -	39.874	28.149	1:08.023	86.81	1.672	12:05:15.109

Milltek Sport Civic Cup Championship

RACE 1 (Oulton Park replacement race) - SECTOR ANALYSIS



SECTOR 1 = FL to I1, SECTOR 2 = I1 to FL, DIFF = Difference To Personal Best Lap, P = Crossed Finish Line in Pit Lane, D = Time Disallowed

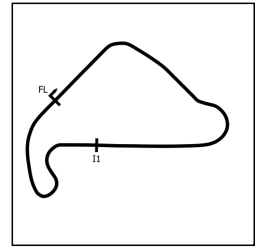
P13 98 EP3		Jordan BRENNAN		Honda Civic EP3		
IDEAL LAP TIME : 1:06.480		BEST LAP TIME : 1:06.543		DIFFERENCE : 0.063		
LAP	SECTOR 1	SECTOR 2	LAP TIME	MPH	DIFF	TIME OF DAY
1 -		27.491	1:12.152	81.85	5.609	11:50:44.274
2 -	40.186	27.430	1:07.616	87.34	1.073	11:51:51.890
3 -	39.656	27.243	1:06.899	88.27	0.356	11:52:58.789
4 -	39.768	27.109	1:06.877	88.30	0.334	11:54:05.666
5 -	39.638	27.180	1:06.818 (2)	88.38	0.275	11:55:12.484
6 -	39.643	27.355	1:06.998	88.14	0.455	11:56:19.482
7 -	39.371	27.495	1:06.866	88.32	0.323	11:57:26.348
8 -	39.407	27.136	1:06.543 (1)	88.74		11:58:32.891
9 -	39.736	27.328	1:07.064	88.06	0.521	11:59:39.955
10 -	39.847	27.140	1:06.987	88.16	0.444	12:00:46.942
11 -	39.525	28.166	1:07.691	87.24	1.148	12:01:54.633
12 -	39.568	27.732	1:07.300	87.75	0.757	12:03:01.933
13 -	39.665	27.342	1:07.007	88.13	0.464	12:04:08.940
14 -	39.488	27.353	1:06.841 (3)	88.35	0.298	12:05:15.781

P14 322 EP3		Jamie PETERS		Honda Civic EP3		
IDEAL LAP TIME : 1:06.303		BEST LAP TIME : 1:06.441		DIFFERENCE : 0.138		
LAP	SECTOR 1	SECTOR 2	LAP TIME	MPH	DIFF	TIME OF DAY
1 -		27.348	1:12.300	81.68	5.859	11:50:44.422
2 -	39.974	27.123	1:07.097	88.01	0.656	11:51:51.519
3 -	39.601	27.156	1:06.757	88.46	0.316	11:52:58.276
4 -	39.202	27.239	1:06.441 (1)	88.88		11:54:04.717
5 -	40.125	27.209	1:07.334	87.70	0.893	11:55:12.051
6 -	39.394	27.101	1:06.495 (2)	88.81	0.054	11:56:18.546
7 -	39.441	27.234	1:06.675 (3)	88.57	0.234	11:57:25.221
8 -	39.799	27.253	1:07.052	88.07	0.611	11:58:32.273
9 -	39.986	27.291	1:07.277	87.78	0.836	11:59:39.550
10 -	39.555	27.231	1:06.786	88.42	0.345	12:00:46.336
11 -	39.974	27.760	1:07.734	87.18	1.293	12:01:54.070
12 -	39.568	27.754	1:07.322	87.72	0.881	12:03:01.392
13 -	40.358	27.801	1:08.159	86.64	1.718	12:04:09.551
14 -	39.621	27.597	1:07.218	87.85	0.777	12:05:16.769

P15 127 EP3		Scott SMITH		Honda Civic EP3		
IDEAL LAP TIME : 1:06.279		BEST LAP TIME : 1:06.455		DIFFERENCE : 0.176		
LAP	SECTOR 1	SECTOR 2	LAP TIME	MPH	DIFF	TIME OF DAY
1 -		27.384	1:14.768	78.98	8.313	11:50:46.890
2 -	39.492	27.318	1:06.810	88.39	0.355	11:51:53.700
3 -	39.582	27.815	1:07.397	87.62	0.942	11:53:01.097
4 -	39.462	27.344	1:06.806	88.40	0.351	11:54:07.903
5 -	39.496	27.365	1:06.861	88.32	0.406	11:55:14.764
6 -	39.296	27.255	1:06.551 (2)	88.73	0.096	11:56:21.315
7 -	39.252	27.203	1:06.455 (1)	88.86		11:57:27.770
8 -	39.653	27.027	1:06.680	88.56	0.225	11:58:34.450
9 -	40.266	27.270	1:07.536	87.44	1.081	11:59:41.986
10 -	39.546	27.426	1:06.972	88.18	0.517	12:00:48.958
11 -	39.274	27.329	1:06.603 (3)	88.66	0.148	12:01:55.561
12 -	39.608	27.285	1:06.893	88.28	0.438	12:03:02.454
13 -	39.527	27.820	1:07.347	87.69	0.892	12:04:09.801
14 -	39.642	27.678	1:07.320	87.72	0.865	12:05:17.121

Milltek Sport Civic Cup Championship

RACE 1 (Oulton Park replacement race) - SECTOR ANALYSIS



SECTOR 1 = FL to I1, SECTOR 2 = I1 to FL, DIFF = Difference To Personal Best Lap, P = Crossed Finish Line in Pit Lane, D = Time Disallowed

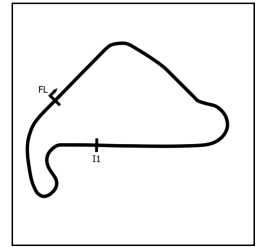
P16 333 FN2 Harry ENGLAND			Honda Civic FN2			
IDEAL LAP TIME : 1:06.385		BEST LAP TIME : 1:06.483		DIFFERENCE : 0.098		
LAP	SECTOR 1	SECTOR 2	LAP TIME	MPH	DIFF	TIME OF DAY
1 -		27.765	1:15.409	78.31	8.926	11:50:47.531
2 -	40.241	27.119	1:07.360	87.67	0.877	11:51:54.891
3 -	39.271	27.715	1:06.986	88.16	0.503	11:53:01.877
4 -	39.464	27.336	1:06.800	88.40	0.317	11:54:08.677
5 -	40.069	27.563	1:07.632	87.32	1.149	11:55:16.309
6 -	39.368	27.385	1:06.753 (2)	88.47	0.270	11:56:23.062
7 -	40.591	27.506	1:08.097	86.72	1.614	11:57:31.159
8 -	39.364	27.119	1:06.483 (1)	88.82		11:58:37.642
9 -	39.565	27.306	1:06.871	88.31	0.388	11:59:44.513
10 -	39.530	27.542	1:07.072	88.04	0.589	12:00:51.585
11 -	39.556	27.349	1:06.905	88.26	0.422	12:01:58.490
12 -	39.266	27.511	1:06.777 (3)	88.43	0.294	12:03:05.267
13 -	39.372	27.620	1:06.992	88.15	0.509	12:04:12.259
14 -	39.687	27.597	1:07.284	87.77	0.801	12:05:19.543

P17 38 EP3 Lewis KENT			Honda Civic EP3			
IDEAL LAP TIME : 1:06.256		BEST LAP TIME : 1:06.256		DIFFERENCE : 0.000		
LAP	SECTOR 1	SECTOR 2	LAP TIME	MPH	DIFF	TIME OF DAY
1 -		27.321	1:10.894	83.30	4.638	11:50:43.016
2 -	39.949	27.682	1:07.631	87.32	1.375	11:51:50.647
3 -	41.331	28.082	1:09.413	85.08	3.157	11:53:00.060
4 -	40.231	27.678	1:07.909	86.96	1.653	11:54:07.969
5 -	41.275	27.688	1:08.963	85.63	2.707	11:55:16.932
6 -	39.268	26.988	1:06.256 (1)	89.13		11:56:23.188
7 -	40.320	27.161	1:07.481	87.51	1.225	11:57:30.669
8 -	39.950	27.792	1:07.742	87.17	1.486	11:58:38.411
9 -	40.825	27.392	1:08.217	86.57	1.961	11:59:46.628
10 -	40.308	27.058	1:07.366	87.66	1.110	12:00:53.994
11 -	40.166	27.290	1:07.456	87.54	1.200	12:02:01.450
12 -	39.758	27.176	1:06.934 (2)	88.23	0.678	12:03:08.384
13 -	40.011	28.033	1:08.044	86.79	1.788	12:04:16.428
14 -	39.839	27.125	1:06.964 (3)	88.19	0.708	12:05:23.392

P18 64 EP3 Aydan HASSAN			Honda Civic EP3			
IDEAL LAP TIME : 1:06.749		BEST LAP TIME : 1:06.836		DIFFERENCE : 0.087		
LAP	SECTOR 1	SECTOR 2	LAP TIME	MPH	DIFF	TIME OF DAY
1 -		28.036	1:15.316	78.41	8.480	11:50:47.438
2 -	40.258	27.703	1:07.961	86.89	1.125	11:51:55.399
3 -	39.726	27.274	1:07.000 (2)	88.14	0.164	11:53:02.399
4 -	39.898	27.437	1:07.335	87.70	0.499	11:54:09.734
5 -	40.149	27.584	1:07.733	87.19	0.897	11:55:17.467
6 -	39.621	27.215	1:06.836 (1)	88.36		11:56:24.303
7 -	40.250	27.422	1:07.672	87.26	0.836	11:57:31.975
8 -	39.703	27.308	1:07.011 (3)	88.12	0.175	11:58:38.986
9 -	40.195	27.128	1:07.323	87.72	0.487	11:59:46.309
10 -	39.854	27.292	1:07.146	87.95	0.310	12:00:53.455

Milltek Sport Civic Cup Championship

RACE 1 (Oulton Park replacement race) - SECTOR ANALYSIS



SECTOR 1 = FL to I1, SECTOR 2 = I1 to FL, DIFF = Difference To Personal Best Lap, P = Crossed Finish Line in Pit Lane, D = Time Disallowed

P19 86 EP3 Daniel PETERS			Honda Civic EP3			
IDEAL LAP TIME : 1:06.309		BEST LAP TIME : 1:06.311	DIFFERENCE : 0.002			
LAP	SECTOR 1	SECTOR 2	LAP TIME	MPH	DIFF	TIME OF DAY
1 -		27.243	1:13.999	79.80	7.688	11:50:46.121
2 -	39.211	27.514	1:06.725 (2)	88.50	0.414	11:51:52.846
3 -	39.066	27.245	1:06.311 (1)	89.06		11:52:59.157
4 -	40.700	27.566	1:08.266	86.50	1.955	11:54:07.423
5 -	41.601	30.020	1:11.621	82.45	5.310	11:55:19.044
6 -	41.761	IN PIT	1:16.580 P	77.11	10.269	11:56:35.624
7 -	OUTLAP	IN PIT	3:16.863 P	29.99	2:10.552	11:59:52.487
8 -	OUTLAP	28.034	3:48.870	25.80	2:42.559	12:03:41.357
9 -	39.306	27.931	1:07.237	87.83	0.926	12:04:48.594
10 -	39.482	27.289	1:06.771 (3)	88.44	0.460	12:05:55.365

P20 25 EP3 William BUTT			Honda Civic EP3			
IDEAL LAP TIME : 1:07.452		BEST LAP TIME : 1:08.454	DIFFERENCE : 1.002			
LAP	SECTOR 1	SECTOR 2	LAP TIME	MPH	DIFF	TIME OF DAY
1 -		27.619	1:12.543 (2)	81.40	4.089	11:50:44.665
2 -	40.257	28.197	1:08.454 (1)	86.27		11:51:53.119
3 -	39.833	IN PIT	1:14.939 P	78.80	6.485	11:53:08.058

Milltek Sport Civic Cup Championship

RACE 1 (Oulton Park replacement race) - BEST SECTORS

SECTOR 1			SECTOR 2			IDEAL / BEST COMPARISON						
POS	NO	NAME	TIME	NO	NAME	TIME	POS	NO	NAME	IDEAL	BEST	DIFF
									PERFECT LAP	1:05.240		
1	54	CATON	38.736	99	FILES	26.504	1	99	FILES	1:05.247	1:05.500	0.253
2	1	EDMUNDSON	38.736	1	EDMUNDSON	26.574	2	1	EDMUNDSON	1:05.310	1:05.385	0.075
3	99	FILES	38.743	66	MARSHALL	26.594	3	54	CATON	1:05.413	1:05.482	0.069
4	66	MARSHALL	38.821	42	REDFORD	26.612	4	66	MARSHALL	1:05.415	1:05.550	0.135
5	45	CAMP	38.886	19	RUDDSELL	26.627	5	42	REDFORD	1:05.505	1:05.609	0.104
6	42	REDFORD	38.893	54	CATON	26.677	6	12	STEVENSON	1:05.640	1:05.891	0.251
7	12	STEVENSON	38.896	97	KITE	26.695	7	45	CAMP	1:05.652	1:05.663	0.011
8	86	PETTERS	39.066	12	STEVENSON	26.744	8	19	RUDDSELL	1:05.760	1:05.861	0.101
9	19	RUDDSELL	39.133	45	CAMP	26.766	9	97	KITE	1:05.857	1:06.181	0.324
10	223	TOWNSEND	39.160	223	TOWNSEND	26.908	10	223	TOWNSEND	1:06.068	1:06.351	0.283
11	97	KITE	39.162	92	SWAIN	26.950	11	495	HUGHES	1:06.142	1:06.274	0.132
12	495	HUGHES	39.192	495	HUGHES	26.950	12	92	SWAIN	1:06.185	1:06.197	0.012
13	322	PETTERS	39.202	38	KENT	26.988	13	38	KENT	1:06.256	1:06.256	0.000
14	92	SWAIN	39.235	127	SMITH	27.027	14	127	SMITH	1:06.279	1:06.455	0.176
15	127	SMITH	39.252	322	PETTERS	27.101	15	322	PETTERS	1:06.303	1:06.441	0.138
16	333	ENGLAND	39.266	98	BRENNAN	27.109	16	86	PETTERS	1:06.309	1:06.311	0.002
17	38	KENT	39.268	333	ENGLAND	27.119	17	333	ENGLAND	1:06.385	1:06.483	0.098
18	98	BRENNAN	39.371	64	HASSAN	27.128	18	98	BRENNAN	1:06.480	1:06.543	0.063
19	64	HASSAN	39.621	86	PETTERS	27.243	19	64	HASSAN	1:06.749	1:06.836	0.087
20	25	BUTT	39.833	25	BUTT	27.619	20	25	BUTT	1:07.452	1:08.454	1.002

Milltek Sport Civic Cup Championship

RACE 1 (Oulton Park replacement race) - STATISTICS

Competitors Started 20
Planned Start 2024-08-17 @ 12:15:00.000
Actual Start 2024-08-17 @ 11:49:32.122
Finish Time 2024-08-17 @ 12:04:54.256
Track Length 1.6404mi.
Total Laps 261
Total Distance Covered 428.1609mi.

Session Fastest Lap History

NO	CL	NAME	LAP TIME	TIME OF DAY	LAP	VEHICLE
54	EP3	Harvey CATON	1:09.279	11:50:41.402	1	Honda Civic EP3
54	EP3	Harvey CATON	1:05.482	11:51:46.887	2	Honda Civic EP3
1	EP3	Max EDMUNDSON	1:05.385	11:59:29.734	9	Honda Civic EP3

Session Leader History

NO	CL	NAME	FROM LAP	LAPS LED	DISTANCE	VEHICLE
54	EP3	Harvey CATON	1	14	22.96 miles	Honda Civic EP3

Flag History

TYPE	TIME OF DAY
GREEN	11:49:32.122
FINISH	12:04:54.256

Flag Statistics

TYPE	COUNT	TOTAL LAPS	TOTAL TIME
Green	1	14	16:27.027
Red	0	0	0.000
Safety Car	0	0	0.000
FCY	0	0	0.000

Milltek Sport Civic Cup Championship

RACE 1 (Oulton Park replacement race) - STATISTICS

CLASS : EP3

15 Starters

Fastest Lap History

NO	NAME	LAP TIME	TIME OF DAY	LAP	VEHICLE
54	Harvey CATON	1:09.279	11:50:41.402	1	Honda Civic EP3
54	Harvey CATON	1:05.482	11:51:46.887	2	Honda Civic EP3
1	Max EDMUNDSON	1:05.385	11:59:29.734	9	Honda Civic EP3

Leader History

NO	NAME	FROM LAP	LAPS LED	DISTANCE	VEHICLE
54	Harvey CATON	1	14	22.96 miles	Honda Civic EP3

Milltek Sport Civic Cup Championship

RACE 1 (Oulton Park replacement race) - STATISTICS

CLASS : FN2

5 Starters

Fastest Lap History

NO	NAME	LAP TIME	TIME OF DAY	LAP	VEHICLE
45	Alistair CAMP	1:10.582	11:50:42.708	1	Honda Civic FN2
45	Alistair CAMP	1:06.203	11:51:48.911	2	Honda Civic FN2
45	Alistair CAMP	1:05.861	11:52:54.772	3	Honda Civic FN2
45	Alistair CAMP	1:05.663	11:54:00.435	4	Honda Civic FN2
66	Dave MARSHALL	1:05.550	11:55:08.500	5	Honda Civic FN2

Leader History

NO	NAME	FROM LAP	LAPS LED	DISTANCE	VEHICLE
45	Alistair CAMP	1	13	21.32 miles	Honda Civic FN2
66	Dave MARSHALL	14	1	1.64 miles	Honda Civic FN2

Milltek Sport Civic Cup Championship

RACE 8 - CLASSIFICATION

Race Distance: 13 Laps / 21.32 miles

POS	NO	CL	PIC	NAME	ENTRY	LAPS	TIME	GAP	DIFF	MPH	BEST	ON	GRD	↑↓
1	99	EP3	1	Josh FILES	Honda Civic EP3	13	15:03.014			85.01	1:05.537	10	2	1
2	1	EP3	2	Max EDMUNDSON	Honda Civic EP3	13	15:03.373	0.359	0.359	84.98	1:05.605	12	3	1
3	54	EP3	3	Harvey CATON	Honda Civic EP3	13	15:06.731	3.717	3.358	84.67	1:05.668	4	4	1
4	42	EP3	4	Will REDFORD	Honda Civic EP3	13	15:08.870	5.856	2.139	84.47	1:05.842	6	1	-3
5	66	FN2	1	Dave MARSHALL	Honda Civic FN2	13	15:10.171	7.157	1.301	84.35	1:05.749	4	6	1
6	45	FN2	2	Alistair CAMP	Honda Civic FN2	13	15:10.465	7.451	0.294	84.32	1:05.678	5	7	1
7	37	EP3	5	Josh BROMLEY	Honda Civic EP3	13	15:10.706	7.692	0.241	84.30	1:05.716	4	8	1
8	38	EP3	6	Lewis KENT	Honda Civic EP3	13	15:11.968	8.954	1.262	84.18	1:05.570	4	5	-3
9	86	EP3	7	Daniel PETERS	Honda Civic EP3	13	15:12.511	9.497	0.543	84.13	1:05.734	5	9	0
10	12	EP3	8	Spencer STEVENSON	Honda Civic EP3	13	15:12.840	9.826	0.329	84.10	1:05.873	8	11	1
11	19	EP3	9	Jack RUDELL	Honda Civic EP3	13	15:13.162	10.148	0.322	84.07	1:05.839	7	10	-1
12	92	FN2	3	Wesley SWAIN	Honda Civic FN2	13	15:13.549	10.535	0.387	84.03	1:06.015	6	12	0
13	97	EP3	10	Alex KITE	Honda Civic EP3	13	15:20.249	17.235	6.700	83.42	1:06.071	9	13	0
14	495	FN2	4	Mark HUGHES	Honda Civic FN2	13	15:22.382	19.368	2.133	83.23	1:06.543	12	16	2
15	333	FN2	5	Harry ENGLAND	Honda Civic FN2	13	15:23.045	20.031	0.663	83.17	1:06.513	12	21	6
16	98	EP3	11	Jordan BRENNAN	Honda Civic EP3	13	15:25.283	22.269	2.238	82.97	1:06.866	12	20	4
17	73	EP3	12	Adam DURANT	Honda Civic EP3	13	15:25.784	22.770	0.501	82.92	1:06.677	13	19	2
18	64	EP3	13	Aydan HASSAN	Honda Civic EP3	13	15:28.564	25.550	2.780	82.67	1:06.722	7	23	5
19	322	EP3	14	Jamie PETERS	Honda Civic EP3	13	15:29.967	26.953	1.403	82.55	1:07.003	5	14	-5
20	127	EP3	15	Scott SMITH	Honda Civic EP3	13	15:30.066	27.052	0.099	82.54	1:06.809	12	22	2
21	76	EP3	16	Simon WELCH	Honda Civic EP3	13	15:37.841	34.827	7.775	81.86	1:07.438	9	26	5
22	727	EP3	17	Jackson WHITE	Honda Civic EP3	13	15:40.510	37.496	2.669	81.62	1:07.297	13	25	3
23	74	EP3	18	Anthony GANNON	Honda Civic EP3	13	15:54.422	51.408	13.912	80.43	1:09.036	5	18	-5
24	223	EP3	19	Garry TOWNSEND	Honda Civic EP3	12	15:35.589	1 Lap	1 Lap	75.74	1:06.954	9	15	-9

NOT CLASSIFIED

DNF	25	EP3		William BUTT	Honda Civic EP3	2	3:00.728	11 Laps	10 Laps	65.35	1:17.787	1	24	
DNF	11	EP3		Dennis STRANDBERG	Honda Civic EP3	1	2:27.704	12 Laps	1 Lap	39.98			17	

FASTEST LAP

99	EP3			Josh FILES	Honda Civic EP3	10	1:05.537			90.11 mph			145.02 kph	
45	FN2			Alistair CAMP	Honda Civic FN2	5	1:05.678			89.91 mph			144.70 kph	

Comments: Car 37 - You must fit a working transponder

Weather / Track : Bright / Dry

These results are provisional until the conclusion of any judicial and technical matters.

Date: 17/08/2024 Start: 17:06 Finish: 17:21

Silverstone National: 1.6404 miles

Clerk Of Course: Andrew Roberts	Stewards:	Timekeeper: Sarah Evans	
---------------------------------	-----------	-------------------------	--

Results can be found at www.tsl-timing.com

Printed - 17:27 Saturday, 17 August 2024



Milltek Sport Civic Cup Championship

RACE 8 - LAP CHART

LAP 1 @ 17:07:08.717			LAP 2 @ 17:08:27.778			LAP 3 @ 17:10:06.671			LAP 4 @ 17:11:12.466			LAP 5 @ 17:12:18.007		
NO	BEHIND	LAP TIME	NO	BEHIND	LAP TIME	NO	BEHIND	LAP TIME	NO	BEHIND	LAP TIME	NO	BEHIND	LAP TIME
99		1:08.519	99		1:19.061	99		1:38.893	99		1:05.795	99		1:05.541
1	0.378	1:08.897	11	1 Lap	2:27.704 P	1	0.283	1:38.675	1	0.192	1:05.704	1	0.269	1:05.618
54	0.670	1:09.189	1	0.501	1:19.184	42	0.933	1:36.602	42	0.983	1:05.845	42	1.403	1:05.961
42	0.680	1:09.199	42	3.224	1:21.605	54	1.389	1:36.510	54	1.262	1:05.668	54	1.677	1:05.956
66	0.799	1:09.318	54	3.772	1:22.163	66	1.685	1:36.245	66	1.639	1:05.749	38	2.296	1:05.986
38	0.964	1:09.483	66	4.333	1:22.595	38	2.076	1:36.178	38	1.851	1:05.570	66	2.349	1:06.251
37	1.560	1:10.079	38	4.791	1:22.888	37	2.311	1:35.906	37	2.232	1:05.716	37	2.428	1:05.737
45	1.962	1:10.481	37	5.298	1:22.799	45	2.835	1:35.476	45	2.861	1:05.821	45	2.998	1:05.678
86	3.024	1:11.543	45	6.252	1:23.351	86	3.272	1:35.262	86	3.598	1:06.121	86	3.791	1:05.734
92	3.343	1:11.862	86	6.903	1:22.940	92	4.042	1:35.433	92	4.277	1:06.030	92	4.752	1:06.016
12	3.838	1:12.357	92	7.502	1:23.220	12	4.452	1:35.138	12	4.795	1:06.138	12	5.133	1:05.879
97	3.976	1:12.495	12	8.207	1:23.430	97	5.015	1:34.165	97	5.546	1:06.326	19	6.241	1:05.939
19	4.759	1:13.278	97	9.743	1:24.828	19	5.435	1:33.743	19	5.843	1:06.203	97	6.984	1:06.979
322	5.418	1:13.937	19	10.585	1:24.887	322	6.666	1:33.179	322	8.112	1:07.241	322	9.574	1:07.003
495	7.076	1:15.595	322	12.380	1:26.023	495	7.015	1:30.363	495	8.561	1:07.341	495	10.259	1:07.239
98	7.562	1:16.081	495	15.545	1:27.530	98	7.688	1:30.304	333	9.019	1:06.708	333	10.804	1:07.326
333	7.903	1:16.422	98	16.277	1:27.776	333	8.106	1:30.021	98	9.513	1:07.620	98	11.017	1:07.045
73	8.301	1:16.820	333	16.978	1:28.136	73	9.173	1:30.589	73	10.158	1:06.780	73	11.495	1:06.878
74	9.001	1:17.520	73	17.477	1:28.237	74	11.506	1:29.744	64	13.089	1:07.253	64	14.583	1:07.035
25	9.268	1:17.787	74	20.655	1:30.715	64	11.631	1:24.770	127	14.772	1:07.934	127	16.736	1:07.505
76	9.424	1:17.943	64	25.754	1:35.221	76	12.293	1:24.768	76	14.780	1:08.282	76	17.472	1:08.233
64	9.594	1:18.113	76	26.418	1:36.055	127	12.633	1:24.438	74	16.291	1:10.580	223	1 Lap	1:07.171
127	10.774	1:19.293	127	27.088	1:35.375	727	14.847	1:26.063	223	1 Lap	1:07.769	74	19.786	1:09.036
727	11.196	1:19.715	727	27.677	1:35.542	223	1 Lap	1:25.901	727	17.721	1:08.669	727	20.714	1:08.534
			223	1 Lap	2:55.614									
			25	33.148	1:42.941 P									

Milltek Sport Civic Cup Championship

RACE 8 - LAP CHART

LAP 6 @ 17:13:23.599			LAP 7 @ 17:14:29.219			LAP 8 @ 17:15:34.907			LAP 9 @ 17:16:40.668			LAP 10 @ 17:17:46.205		
NO	BEHIND	LAP TIME	NO	BEHIND	LAP TIME	NO	BEHIND	LAP TIME	NO	BEHIND	LAP TIME	NO	BEHIND	LAP TIME
99		1:05.592	99		1:05.620	99		1:05.688	99		1:05.761	99		1:05.537
1	0.298	1:05.621	1	0.290	1:05.612	1	0.255	1:05.653	1	0.237	1:05.743	1	0.442	1:05.742
42	1.653	1:05.842	54	2.283	1:06.131	54	2.771	1:06.176	54	2.696	1:05.686	54	3.169	1:06.010
54	1.772	1:05.687	42	2.519	1:06.486	38	3.242	1:06.207	42	3.701	1:06.178	42	4.298	1:06.134
38	2.346	1:05.642	38	2.723	1:05.997	42	3.284	1:06.453	38	4.265	1:06.784	66	5.457	1:06.344
66	2.661	1:05.904	66	2.951	1:05.910	37	3.544	1:06.014	37	4.273	1:06.490	45	5.611	1:06.765
37	2.991	1:06.154	37	3.218	1:05.847	66	3.546	1:06.283	45	4.383	1:06.334	37	5.952	1:07.215
45	3.115	1:05.709	45	3.555	1:06.060	45	3.810	1:05.943	66	4.650	1:06.865	86	6.514	1:07.153
86	4.198	1:05.999	86	4.406	1:05.828	86	4.553	1:05.835	86	4.898	1:06.106	38	6.541	1:07.813
92	5.175	1:06.015	12	6.145	1:06.184	12	6.330	1:05.873	12	6.450	1:05.881	12	6.981	1:06.068
12	5.581	1:06.040	92	6.284	1:06.729	92	6.646	1:06.050	92	6.935	1:06.050	19	7.830	1:06.088
19	6.511	1:05.862	19	6.730	1:05.839	19	6.970	1:05.928	19	7.279	1:06.070	92	8.228	1:06.830
97	7.556	1:06.164	97	8.938	1:07.002	97	9.808	1:06.558	97	10.118	1:06.071	97	11.179	1:06.598
322	11.014	1:07.032	322	12.423	1:07.029	495	14.228	1:07.154	495	15.182	1:06.715	495	16.503	1:06.858
495	11.470	1:06.803	495	12.762	1:06.912	322	14.310	1:07.575	333	16.067	1:07.310	333	17.109	1:06.579
333	11.998	1:06.786	333	13.251	1:06.873	333	14.518	1:06.955	322	16.410	1:07.861	98	18.141	1:07.109
98	12.439	1:07.014	98	13.793	1:06.974	98	15.075	1:06.970	98	16.569	1:07.255	73	18.273	1:07.034
73	12.754	1:06.851	73	14.083	1:06.949	73	15.202	1:06.807	73	16.776	1:07.335	322	19.224	1:08.351
64	15.962	1:06.971	64	17.064	1:06.722	64	18.487	1:07.111	64	19.659	1:06.933	64	21.035	1:06.913
127	18.208	1:07.064	127	19.460	1:06.872	127	20.688	1:06.916	127	21.782	1:06.855	127	23.281	1:07.036
76	19.516	1:07.636	76	21.454	1:07.558	223	1 Lap	1:07.183	223	1 Lap	1:07.059	223	1 Lap	1:06.954
223	1 Lap	1:07.084	223	1 Lap	1:07.095	76	23.932	1:08.166	76	25.609	1:07.438	76	27.864	1:07.792
727	23.084	1:07.962	727	25.260	1:07.796	727	27.380	1:07.808	727	29.405	1:07.786	727	31.859	1:07.991
74	24.143	1:09.949	74	28.088	1:09.565	74	31.859	1:09.459	74	35.642	1:09.544	74	39.812	1:09.707

Milltek Sport Civic Cup Championship

RACE 8 - LAP CHART

LAP 11 @ 17:18:51.988			LAP 12 @ 17:19:57.571			LAP 13 @ 17:21:03.212		
NO	BEHIND	LAP TIME	NO	BEHIND	LAP TIME	NO	BEHIND	LAP TIME
99		1:05.783	99		1:05.583	99		1:05.641
1	0.369	1:05.710	1	0.391	1:05.605	1	0.359	1:05.609
54	3.249	1:05.863	54	3.342	1:05.676	54	3.717	1:06.016
42	4.648	1:06.133	42	5.273	1:06.208	42	5.856	1:06.224
66	6.068	1:06.394	66	6.736	1:06.251	66	7.157	1:06.062
45	6.196	1:06.368	45	6.850	1:06.237	45	7.451	1:06.242
37	6.618	1:06.449	37	7.309	1:06.274	37	7.692	1:06.024
38	7.489	1:06.731	38	8.692	1:06.786	38	8.954	1:05.903
86	7.553	1:06.822	86	8.769	1:06.799	86	9.497	1:06.369
12	7.752	1:06.554	12	9.013	1:06.844	12	9.826	1:06.454
19	8.125	1:06.078	19	9.228	1:06.686	19	10.148	1:06.561
92	8.937	1:06.492	92	9.649	1:06.295	92	10.535	1:06.527
97	12.354	1:06.958	97	14.963	1:08.192	97	17.235	1:07.913
495	17.420	1:06.700	495	18.380	1:06.543	495	19.368	1:06.629
333	18.084	1:06.758	333	19.014	1:06.513	333	20.031	1:06.658
98	19.666	1:07.308	98	20.949	1:06.866	98	22.269	1:06.961
73	19.856	1:07.366	73	21.734	1:07.461	73	22.770	1:06.677
322	20.983	1:07.542	322	23.393	1:07.993	64	25.550	1:07.581
64	22.096	1:06.844	64	23.610	1:07.097	322	26.953	1:09.201
127	24.524	1:07.026	127	25.750	1:06.809	127	27.052	1:06.943
223	1 Lap	1:07.289	223	1 Lap	1:07.828	223	1 Lap	1:08.642
76	30.198	1:08.117	76	32.609	1:07.994	76	34.827	1:07.859
727	33.893	1:07.817	727	35.840	1:07.530	727	37.496	1:07.297
74	43.483	1:09.454	74	47.560	1:09.660	74	51.408	1:09.489

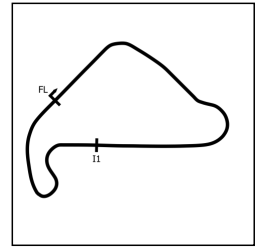
Milltek Sport Civic Cup Championship

RACE 8 - POSITION CHART

No	Name	Lap Pos	Lap													
			1	2	3	4	5	6	7	8	9	10	11	12	13	
42	REDFORD	1	99	99	99	99	99	99	99	99	99	99	99	99	99	99
99	FILES	2	1	1	1	1	1	1	1	1	1	1	1	1	1	1
1	EDMUNDSON	3	54	42	42	42	42	42	54	54	54	54	54	54	54	54
54	CATON	4	42	54	54	54	54	54	42	38	42	42	42	42	42	42
38	KENT	5	66	66	66	66	38	38	38	42	38	66	66	66	66	66
66	MARSHALL	6	38	38	38	38	66	66	66	37	37	45	45	45	45	45
45	CAMP	7	37	37	37	37	37	37	37	66	45	37	37	37	37	37
37	BROMLEY	8	45	45	45	45	45	45	45	45	66	86	38	38	38	38
86	PETTERS	9	86	86	86	86	86	86	86	86	86	38	86	86	86	86
19	RUDELLE	10	92	92	92	92	92	92	12	12	12	12	12	12	12	12
12	STEVENSON	11	12	12	12	12	12	12	92	92	92	19	19	19	19	19
92	SWAIN	12	97	97	97	97	19	19	19	19	19	92	92	92	92	92
97	KITE	13	19	19	19	19	97	97	97	97	97	97	97	97	97	97
322	PETTERS	14	322	322	322	322	322	322	322	495	495	495	495	495	495	495
223	TOWNSEND	15	495	495	495	495	495	495	495	322	333	333	333	333	333	333
495	HUGHES	16	98	98	98	333	333	333	333	333	322	98	98	98	98	98
11	STRANDBERG	17	333	333	333	98	98	98	98	98	98	73	73	73	73	73
74	GANNON	18	73	73	73	73	73	73	73	73	73	322	322	322	322	64
73	DURANT	19	74	74	74	64	64	64	64	64	64	64	64	64	64	322
98	BRENNAN	20	25	64	64	127	127	127	127	127	127	127	127	127	127	127
333	ENGLAND	21	76	76	76	76	76	76	76	76	76	76	76	76	76	76
127	SMITH	22	64	127	127	74	74	727	727	727	727	727	727	727	727	727
64	HASSAN	23	127	727	727	727	727	74	74	74	74	74	74	74	74	74
25	BUTT	24	727	25	223	223	223	223	223	223	223	223	223	223	223	223
727	WHITE	25	11	223												
76	WELCH	26	223													

Milltek Sport Civic Cup Championship

RACE 8 - SECTOR ANALYSIS



SECTOR 1 = FL to I1, SECTOR 2 = I1 to FL, DIFF = Difference To Personal Best Lap, P = Crossed Finish Line in Pit Lane, D = Time Disallowed

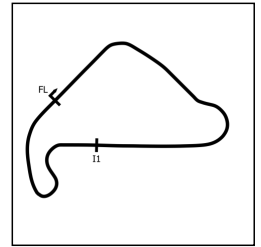
P1 99 EP3 Josh FILES			Honda Civic EP3			
IDEAL LAP TIME : 1:05.481		BEST LAP TIME : 1:05.537		DIFFERENCE : 0.056		
LAP	SECTOR 1	SECTOR 2	LAP TIME	MPH	DIFF	TIME OF DAY
1 -		26.922	1:08.519	86.18	2.982	17:07:08.717
2 -	48.266	30.795	1:19.061	74.69	13.524	17:08:27.778
3 -	1:05.032	33.861	1:38.893	59.71	33.356	17:10:06.671
4 -	39.041	26.754	1:05.795	89.75	0.258	17:11:12.466
5 -	38.847	26.694	1:05.541 (2)	90.10	0.004	17:12:18.007
6 -	38.958	26.634	1:05.592	90.03	0.055	17:13:23.599
7 -	38.963	26.657	1:05.620	89.99	0.083	17:14:29.219
8 -	38.930	26.758	1:05.688	89.90	0.151	17:15:34.907
9 -	38.917	26.844	1:05.761	89.80	0.224	17:16:40.668
10 -	38.896	26.641	1:05.537 (1)	90.11		17:17:46.205
11 -	38.919	26.864	1:05.783	89.77	0.246	17:18:51.988
12 -	38.861	26.722	1:05.583 (3)	90.04	0.046	17:19:57.571
13 -	38.961	26.680	1:05.641	89.96	0.104	17:21:03.212

P2 1 EP3 Max EDMUNDSON			Honda Civic EP3			
IDEAL LAP TIME : 1:05.498		BEST LAP TIME : 1:05.605		DIFFERENCE : 0.107		
LAP	SECTOR 1	SECTOR 2	LAP TIME	MPH	DIFF	TIME OF DAY
1 -		27.187	1:08.897	85.71	3.292	17:07:09.095
2 -	48.590	30.594	1:19.184	74.58	13.579	17:08:28.279
3 -	1:04.821	33.854	1:38.675	59.84	33.070	17:10:06.954
4 -	38.912	26.792	1:05.704	89.88	0.099	17:11:12.658
5 -	38.837	26.781	1:05.618	90.00	0.013	17:12:18.276
6 -	38.856	26.765	1:05.621	89.99	0.016	17:13:23.897
7 -	38.865	26.747	1:05.612 (3)	90.00	0.007	17:14:29.509
8 -	38.850	26.803	1:05.653	89.95	0.048	17:15:35.162
9 -	38.870	26.873	1:05.743	89.82	0.138	17:16:40.905
10 -	38.877	26.865	1:05.742	89.83	0.137	17:17:46.647
11 -	38.892	26.818	1:05.710	89.87	0.105	17:18:52.357
12 -	38.868	26.737	1:05.605 (1)	90.01		17:19:57.962
13 -	38.761	26.848	1:05.609 (2)	90.01	0.004	17:21:03.571

P3 54 EP3 Harvey CATON			Honda Civic EP3			
IDEAL LAP TIME : 1:05.617		BEST LAP TIME : 1:05.668		DIFFERENCE : 0.051		
LAP	SECTOR 1	SECTOR 2	LAP TIME	MPH	DIFF	TIME OF DAY
1 -		27.271	1:09.189	85.35	3.521	17:07:09.387
2 -	50.908	31.255	1:22.163	71.87	16.495	17:08:31.550
3 -	1:02.520	33.990	1:36.510	61.19	30.842	17:10:08.060
4 -	38.928	26.740	1:05.668 (1)	89.93		17:11:13.728
5 -	39.014	26.942	1:05.956	89.53	0.288	17:12:19.684
6 -	38.887	26.800	1:05.687	89.90	0.019	17:13:25.371
7 -	39.253	26.878	1:06.131	89.30	0.463	17:14:31.502
8 -	39.184	26.992	1:06.176	89.24	0.508	17:15:37.678
9 -	38.877	26.809	1:05.686 (3)	89.90	0.018	17:16:43.364
10 -	39.173	26.837	1:06.010	89.46	0.342	17:17:49.374
11 -	39.093	26.770	1:05.863	89.66	0.195	17:18:55.237
12 -	38.923	26.753	1:05.676 (2)	89.92	0.008	17:20:00.913
13 -	39.167	26.849	1:06.016	89.45	0.348	17:21:06.929

Milltek Sport Civic Cup Championship

RACE 8 - SECTOR ANALYSIS



SECTOR 1 = FL to I1, SECTOR 2 = I1 to FL, DIFF = Difference To Personal Best Lap, P = Crossed Finish Line in Pit Lane, D = Time Disallowed

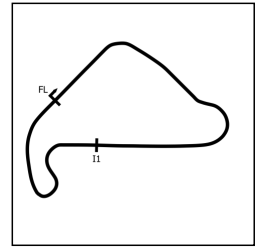
P4 42 EP3 Will REDFORD			Honda Civic EP3			
IDEAL LAP TIME : 1:05.696		BEST LAP TIME : 1:05.842		DIFFERENCE : 0.146		
LAP	SECTOR 1	SECTOR 2	LAP TIME	MPH	DIFF	TIME OF DAY
1 -		27.394	1:09.199	85.34	3.357	17:07:09.397
2 -	50.334	31.271	1:21.605	72.36	15.763	17:08:31.002
3 -	1:02.721	33.881	1:36.602	61.13	30.760	17:10:07.604
4 -	39.184	26.661	1:05.845 (2)	89.69	0.003	17:11:13.449
5 -	39.173	26.788	1:05.961 (3)	89.53	0.119	17:12:19.410
6 -	39.035	26.807	1:05.842 (1)	89.69		17:13:25.252
7 -	39.384	27.102	1:06.486	88.82	0.644	17:14:31.738
8 -	39.373	27.080	1:06.453	88.86	0.611	17:15:38.191
9 -	39.274	26.904	1:06.178	89.23	0.336	17:16:44.369
10 -	39.168	26.966	1:06.134	89.29	0.292	17:17:50.503
11 -	39.258	26.875	1:06.133	89.29	0.291	17:18:56.636
12 -	39.196	27.012	1:06.208	89.19	0.366	17:20:02.844
13 -	39.431	26.793	1:06.224	89.17	0.382	17:21:09.068

P5 66 FN2 Dave MARSHALL			Honda Civic FN2			
IDEAL LAP TIME : 1:05.657		BEST LAP TIME : 1:05.749		DIFFERENCE : 0.092		
LAP	SECTOR 1	SECTOR 2	LAP TIME	MPH	DIFF	TIME OF DAY
1 -		27.079	1:09.318	85.19	3.569	17:07:09.516
2 -	51.739	30.856	1:22.595	71.50	16.846	17:08:32.111
3 -	1:02.443	33.802	1:36.245	61.36	30.496	17:10:08.356
4 -	38.959	26.790	1:05.749 (1)	89.82		17:11:14.105
5 -	38.921	27.330	1:06.251	89.14	0.502	17:12:20.356
6 -	39.168	26.736	1:05.904 (2)	89.61	0.155	17:13:26.260
7 -	39.053	26.857	1:05.910 (3)	89.60	0.161	17:14:32.170
8 -	39.377	26.906	1:06.283	89.09	0.534	17:15:38.453
9 -	39.723	27.142	1:06.865	88.32	1.116	17:16:45.318
10 -	39.431	26.913	1:06.344	89.01	0.595	17:17:51.662
11 -	39.322	27.072	1:06.394	88.94	0.645	17:18:58.056
12 -	39.324	26.927	1:06.251	89.14	0.502	17:20:04.307
13 -	39.200	26.862	1:06.062	89.39	0.313	17:21:10.369

P6 45 FN2 Alistair CAMP			Honda Civic FN2			
IDEAL LAP TIME : 1:05.636		BEST LAP TIME : 1:05.678		DIFFERENCE : 0.042		
LAP	SECTOR 1	SECTOR 2	LAP TIME	MPH	DIFF	TIME OF DAY
1 -		27.242	1:10.481	83.78	4.803	17:07:10.679
2 -	52.893	30.458	1:23.351	70.85	17.673	17:08:34.030
3 -	1:02.217	33.259	1:35.476	61.85	29.798	17:10:09.506
4 -	38.879	26.942	1:05.821 (3)	89.72	0.143	17:11:15.327
5 -	38.866	26.812	1:05.678 (1)	89.91		17:12:21.005
6 -	38.939	26.770	1:05.709 (2)	89.87	0.031	17:13:26.714
7 -	39.235	26.825	1:06.060	89.39	0.382	17:14:32.774
8 -	38.893	27.050	1:05.943	89.55	0.265	17:15:38.717
9 -	39.456	26.878	1:06.334	89.02	0.656	17:16:45.051
10 -	39.688	27.077	1:06.765	88.45	1.087	17:17:51.816
11 -	39.295	27.073	1:06.368	88.98	0.690	17:18:58.184
12 -	39.294	26.943	1:06.237	89.15	0.559	17:20:04.421
13 -	39.234	27.008	1:06.242	89.15	0.564	17:21:10.663

Milltek Sport Civic Cup Championship

RACE 8 - SECTOR ANALYSIS



SECTOR 1 = FL to I1, SECTOR 2 = I1 to FL, DIFF = Difference To Personal Best Lap, P = Crossed Finish Line in Pit Lane, D = Time Disallowed

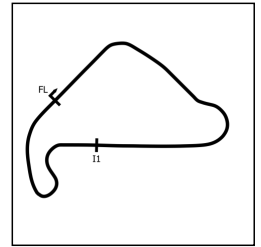
P7 37 EP3		Josh BROMLEY		Honda Civic EP3			
IDEAL LAP TIME :		BEST LAP TIME : 1:05.716		DIFFERENCE :			
LAP	SECTOR 1	SECTOR 2	LAP TIME	MPH	DIFF	TIME OF DAY	
1 -			1:10.079	84.27	4.363	17:07:10.277	
2 -			1:22.799	71.32	17.083	17:08:33.076	
3 -			1:35.906	61.57	30.190	17:10:08.982	
4 -			1:05.716 (1)	89.86		17:11:14.698	
5 -			1:05.737 (2)	89.83	0.021	17:12:20.435	
6 -			1:06.154	89.27	0.438	17:13:26.590	
7 -			1:05.847 (3)	89.68	0.131	17:14:32.437	
8 -			1:06.014	89.45	0.298	17:15:38.451	
9 -			1:06.490	88.82	0.774	17:16:44.941	
10 -			1:07.215	87.86	1.499	17:17:52.157	
11 -			1:06.449	88.87	0.733	17:18:58.606	
12 -			1:06.274	89.10	0.558	17:20:04.880	
13 -			1:06.024	89.44	0.308	17:21:10.904	

P8 38 EP3		Lewis KENT		Honda Civic EP3			
IDEAL LAP TIME : 1:05.544		BEST LAP TIME : 1:05.570		DIFFERENCE : 0.026			
LAP	SECTOR 1	SECTOR 2	LAP TIME	MPH	DIFF	TIME OF DAY	
1 -		27.252	1:09.483	84.99	3.913	17:07:09.681	
2 -	51.878	31.010	1:22.888	71.24	17.318	17:08:32.569	
3 -	1:02.386	33.792	1:36.178	61.40	30.608	17:10:08.747	
4 -	38.891	26.679	1:05.570 (1)	90.06		17:11:14.317	
5 -	38.865	27.121	1:05.986	89.49	0.416	17:12:20.303	
6 -	38.883	26.759	1:05.642 (2)	89.96	0.072	17:13:25.945	
7 -	38.995	27.002	1:05.997	89.48	0.427	17:14:31.942	
8 -	38.927	27.280	1:06.207	89.20	0.637	17:15:38.149	
9 -	39.477	27.307	1:06.784	88.42	1.214	17:16:44.933	
10 -	39.988	27.825	1:07.813	87.08	2.243	17:17:52.746	
11 -	39.527	27.204	1:06.731	88.49	1.161	17:18:59.477	
12 -	39.702	27.084	1:06.786	88.42	1.216	17:20:06.263	
13 -	39.155	26.748	1:05.903 (3)	89.61	0.333	17:21:12.166	

P9 86 EP3		Daniel PETERS		Honda Civic EP3			
IDEAL LAP TIME : 1:05.732		BEST LAP TIME : 1:05.734		DIFFERENCE : 0.002			
LAP	SECTOR 1	SECTOR 2	LAP TIME	MPH	DIFF	TIME OF DAY	
1 -		27.210	1:11.543	82.54	5.809	17:07:11.741	
2 -	52.553	30.387	1:22.940	71.20	17.206	17:08:34.681	
3 -	1:02.114	33.148	1:35.262	61.99	29.528	17:10:09.943	
4 -	39.217	26.904	1:06.121	89.31	0.387	17:11:16.064	
5 -	38.897	26.837	1:05.734 (1)	89.84		17:12:21.798	
6 -	39.090	26.909	1:05.999	89.48	0.265	17:13:27.797	
7 -	38.993	26.835	1:05.828 (2)	89.71	0.094	17:14:33.625	
8 -	38.949	26.886	1:05.835 (3)	89.70	0.101	17:15:39.460	
9 -	38.976	27.130	1:06.106	89.33	0.372	17:16:45.566	
10 -	39.668	27.485	1:07.153	87.94	1.419	17:17:52.719	
11 -	39.587	27.235	1:06.822	88.37	1.088	17:18:59.541	
12 -	39.660	27.139	1:06.799	88.40	1.065	17:20:06.340	
13 -	39.423	26.946	1:06.369	88.98	0.635	17:21:12.709	

Milltek Sport Civic Cup Championship

RACE 8 - SECTOR ANALYSIS



SECTOR 1 = FL to I1, SECTOR 2 = I1 to FL, DIFF = Difference To Personal Best Lap, P = Crossed Finish Line in Pit Lane, D = Time Disallowed

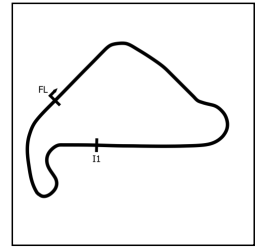
P10 12 EP3 Spencer STEVENSON			Honda Civic EP3			
IDEAL LAP TIME : 1:05.792		BEST LAP TIME : 1:05.873		DIFFERENCE : 0.081		
LAP	SECTOR 1	SECTOR 2	LAP TIME	MPH	DIFF	TIME OF DAY
1 -		27.926	1:12.357	81.61	6.484	17:07:12.555
2 -	53.223	30.207	1:23.430	70.78	17.557	17:08:35.985
3 -	1:01.907	33.231	1:35.138	62.07	29.265	17:10:11.123
4 -	39.252	26.886	1:06.138	89.29	0.265	17:11:17.261
5 -	39.036	26.843	1:05.879 (2)	89.64	0.006	17:12:23.140
6 -	39.015	27.025	1:06.040	89.42	0.167	17:13:29.180
7 -	39.035	27.149	1:06.184	89.23	0.311	17:14:35.364
8 -	38.959	26.914	1:05.873 (1)	89.65		17:15:41.237
9 -	39.048	26.833	1:05.881 (3)	89.64	0.008	17:16:47.118
10 -	39.119	26.949	1:06.068	89.38	0.195	17:17:53.186
11 -	39.441	27.113	1:06.554	88.73	0.681	17:18:59.740
12 -	39.692	27.152	1:06.844	88.35	0.971	17:20:06.584
13 -	39.409	27.045	1:06.454	88.86	0.581	17:21:13.038

P11 19 EP3 Jack RUDELL			Honda Civic EP3			
IDEAL LAP TIME : 1:05.777		BEST LAP TIME : 1:05.839		DIFFERENCE : 0.062		
LAP	SECTOR 1	SECTOR 2	LAP TIME	MPH	DIFF	TIME OF DAY
1 -		29.109	1:13.278	80.59	7.439	17:07:13.476
2 -	54.436	30.451	1:24.887	69.57	19.048	17:08:38.363
3 -	1:00.923	32.820	1:33.743	62.99	27.904	17:10:12.106
4 -	39.284	26.919	1:06.203	89.20	0.364	17:11:18.309
5 -	39.241	26.698	1:05.939	89.56	0.100	17:12:24.248
6 -	39.079	26.783	1:05.862 (2)	89.66	0.023	17:13:30.110
7 -	39.131	26.708	1:05.839 (1)	89.69		17:14:35.949
8 -	39.171	26.757	1:05.928 (3)	89.57	0.089	17:15:41.877
9 -	39.226	26.844	1:06.070	89.38	0.231	17:16:47.947
10 -	39.290	26.798	1:06.088	89.36	0.249	17:17:54.035
11 -	39.235	26.843	1:06.078	89.37	0.239	17:19:00.113
12 -	39.562	27.124	1:06.686	88.55	0.847	17:20:06.799
13 -	39.590	26.971	1:06.561	88.72	0.722	17:21:13.360

P12 92 FN2 Wesley SWAIN			Honda Civic FN2			
IDEAL LAP TIME : 1:05.910		BEST LAP TIME : 1:06.015		DIFFERENCE : 0.105		
LAP	SECTOR 1	SECTOR 2	LAP TIME	MPH	DIFF	TIME OF DAY
1 -		27.569	1:11.862	82.17	5.847	17:07:12.060
2 -	53.021	30.199	1:23.220	70.96	17.205	17:08:35.280
3 -	1:02.110	33.323	1:35.433	61.88	29.418	17:10:10.713
4 -	39.115	26.915	1:06.030 (3)	89.43	0.015	17:11:16.743
5 -	39.073	26.943	1:06.016 (2)	89.45	0.001	17:12:22.759
6 -	39.013	27.002	1:06.015 (1)	89.45		17:13:28.774
7 -	39.292	27.437	1:06.729	88.50	0.714	17:14:35.503
8 -	39.153	26.897	1:06.050	89.41	0.035	17:15:41.553
9 -	39.148	26.902	1:06.050	89.41	0.035	17:16:47.603
10 -	39.419	27.411	1:06.830	88.36	0.815	17:17:54.433
11 -	39.486	27.006	1:06.492	88.81	0.477	17:19:00.925
12 -	39.199	27.096	1:06.295	89.08	0.280	17:20:07.220
13 -	39.506	27.021	1:06.527	88.77	0.512	17:21:13.747

Milltek Sport Civic Cup Championship

RACE 8 - SECTOR ANALYSIS



SECTOR 1 = FL to I1, SECTOR 2 = I1 to FL, DIFF = Difference To Personal Best Lap, P = Crossed Finish Line in Pit Lane, D = Time Disallowed

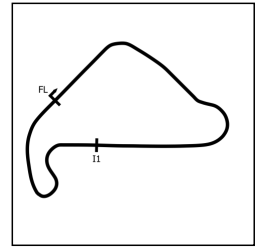
P13 97 EP3 Alex KITE			Honda Civic EP3			
IDEAL LAP TIME : 1:05.941		BEST LAP TIME : 1:06.071		DIFFERENCE : 0.130		
LAP	SECTOR 1	SECTOR 2	LAP TIME	MPH	DIFF	TIME OF DAY
1 -		27.674	1:12.495	81.46	6.424	17:07:12.693
2 -	54.445	30.383	1:24.828	69.61	18.757	17:08:37.521
3 -	1:00.956	33.209	1:34.165	62.71	28.094	17:10:11.686
4 -	39.508	26.818	1:06.326 (3)	89.04	0.255	17:11:18.012
5 -	40.091	26.888	1:06.979	88.17	0.908	17:12:24.991
6 -	39.397	26.767	1:06.164 (2)	89.25	0.093	17:13:31.155
7 -	40.026	26.976	1:07.002	88.14	0.931	17:14:38.157
8 -	39.464	27.094	1:06.558	88.72	0.487	17:15:44.715
9 -	39.174	26.897	1:06.071 (1)	89.38		17:16:50.786
10 -	39.582	27.016	1:06.598	88.67	0.527	17:17:57.384
11 -	39.692	27.266	1:06.958	88.19	0.887	17:19:04.342
12 -	40.890	27.302	1:08.192	86.60	2.121	17:20:12.534
13 -	40.444	27.469	1:07.913	86.95	1.842	17:21:20.447

P14 495 FN2 Mark HUGHES			Honda Civic FN2			
IDEAL LAP TIME : 1:06.433		BEST LAP TIME : 1:06.543		DIFFERENCE : 0.110		
LAP	SECTOR 1	SECTOR 2	LAP TIME	MPH	DIFF	TIME OF DAY
1 -		28.481	1:15.595	78.12	9.052	17:07:15.793
2 -	55.858	31.672	1:27.530	67.47	20.987	17:08:43.323
3 -	57.333	33.030	1:30.363	65.35	23.820	17:10:13.686
4 -	39.858	27.483	1:07.341	87.69	0.798	17:11:21.027
5 -	39.537	27.702	1:07.239	87.83	0.696	17:12:28.266
6 -	39.524	27.279	1:06.803	88.40	0.260	17:13:35.069
7 -	39.703	27.209	1:06.912	88.26	0.369	17:14:41.981
8 -	39.633	27.521	1:07.154	87.94	0.611	17:15:49.135
9 -	39.620	27.095	1:06.715	88.52	0.172	17:16:55.850
10 -	39.591	27.267	1:06.858	88.33	0.315	17:18:02.708
11 -	39.524	27.176	1:06.700 (3)	88.54	0.157	17:19:09.408
12 -	39.338	27.205	1:06.543 (1)	88.74		17:20:15.951
13 -	39.431	27.198	1:06.629 (2)	88.63	0.086	17:21:22.580

P15 333 FN2 Harry ENGLAND			Honda Civic FN2			
IDEAL LAP TIME : 1:06.317		BEST LAP TIME : 1:06.513		DIFFERENCE : 0.196		
LAP	SECTOR 1	SECTOR 2	LAP TIME	MPH	DIFF	TIME OF DAY
1 -		28.664	1:16.422	77.27	9.909	17:07:16.620
2 -	57.290	30.846	1:28.136	67.00	21.623	17:08:44.756
3 -	57.523	32.498	1:30.021	65.60	23.508	17:10:14.777
4 -	39.605	27.103	1:06.708	88.53	0.195	17:11:21.485
5 -	39.448	27.878	1:07.326	87.71	0.813	17:12:28.811
6 -	39.214	27.572	1:06.786	88.42	0.273	17:13:35.597
7 -	39.337	27.536	1:06.873	88.31	0.360	17:14:42.470
8 -	39.393	27.562	1:06.955	88.20	0.442	17:15:49.425
9 -	40.012	27.298	1:07.310	87.73	0.797	17:16:56.735
10 -	39.282	27.297	1:06.579 (2)	88.70	0.066	17:18:03.314
11 -	39.483	27.275	1:06.758	88.46	0.245	17:19:10.072
12 -	39.289	27.224	1:06.513 (1)	88.78		17:20:16.585
13 -	39.281	27.377	1:06.658 (3)	88.59	0.145	17:21:23.243

Milltek Sport Civic Cup Championship

RACE 8 - SECTOR ANALYSIS



SECTOR 1 = FL to I1, SECTOR 2 = I1 to FL, DIFF = Difference To Personal Best Lap, P = Crossed Finish Line in Pit Lane, D = Time Disallowed

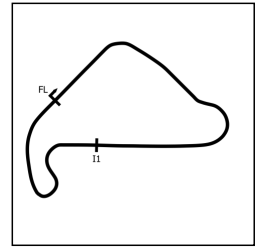
P16 98 EP3 Jordan BRENNAN			Honda Civic EP3			
IDEAL LAP TIME : 1:06.677		BEST LAP TIME : 1:06.866		DIFFERENCE : 0.189		
LAP	SECTOR 1	SECTOR 2	LAP TIME	MPH	DIFF	TIME OF DAY
1 -		28.288	1:16.081	77.62	9.215	17:07:16.279
2 -	56.483	31.293	1:27.776	67.28	20.910	17:08:44.055
3 -	57.466	32.838	1:30.304	65.39	23.438	17:10:14.359
4 -	39.915	27.705	1:07.620	87.33	0.754	17:11:21.979
5 -	39.569	27.476	1:07.045	88.08	0.179	17:12:29.024
6 -	39.664	27.350	1:07.014	88.12	0.148	17:13:36.038
7 -	39.599	27.375	1:06.974	88.17	0.108	17:14:43.012
8 -	39.544	27.426	1:06.970 (3)	88.18	0.104	17:15:49.982
9 -	40.014	27.241	1:07.255	87.81	0.389	17:16:57.237
10 -	39.864	27.245	1:07.109	88.00	0.243	17:18:04.346
11 -	40.175	27.133	1:07.308	87.74	0.442	17:19:11.654
12 -	39.652	27.214	1:06.866 (1)	88.32		17:20:18.520
13 -	39.641	27.320	1:06.961 (2)	88.19	0.095	17:21:25.481

P17 73 EP3 Adam DURANT			Honda Civic EP3			
IDEAL LAP TIME : 1:06.443		BEST LAP TIME : 1:06.677		DIFFERENCE : 0.234		
LAP	SECTOR 1	SECTOR 2	LAP TIME	MPH	DIFF	TIME OF DAY
1 -		28.488	1:16.820	76.87	10.143	17:07:17.018
2 -	57.487	30.750	1:28.237	66.92	21.560	17:08:45.255
3 -	57.601	32.988	1:30.589	65.19	23.912	17:10:15.844
4 -	39.723	27.057	1:06.780 (2)	88.43	0.103	17:11:22.624
5 -	39.386	27.492	1:06.878	88.30	0.201	17:12:29.502
6 -	39.721	27.130	1:06.851	88.34	0.174	17:13:36.353
7 -	39.643	27.306	1:06.949	88.21	0.272	17:14:43.302
8 -	39.507	27.300	1:06.807 (3)	88.39	0.130	17:15:50.109
9 -	40.038	27.297	1:07.335	87.70	0.658	17:16:57.444
10 -	39.813	27.221	1:07.034	88.09	0.357	17:18:04.478
11 -	40.208	27.158	1:07.366	87.66	0.689	17:19:11.844
12 -	40.333	27.128	1:07.461	87.54	0.784	17:20:19.305
13 -	39.415	27.262	1:06.677 (1)	88.57		17:21:25.982

P18 64 EP3 Aydan HASSAN			Honda Civic EP3			
IDEAL LAP TIME : 1:06.640		BEST LAP TIME : 1:06.722		DIFFERENCE : 0.082		
LAP	SECTOR 1	SECTOR 2	LAP TIME	MPH	DIFF	TIME OF DAY
1 -		28.883	1:18.113	75.60	11.391	17:07:18.311
2 -	1:01.197	34.024	1:35.221	62.02	28.499	17:08:53.532
3 -	50.965	33.805	1:24.770	69.66	18.048	17:10:18.302
4 -	40.001	27.252	1:07.253	87.81	0.531	17:11:25.555
5 -	39.822	27.213	1:07.035	88.09	0.313	17:12:32.590
6 -	39.726	27.245	1:06.971	88.18	0.249	17:13:39.561
7 -	39.543	27.179	1:06.722 (1)	88.51		17:14:46.283
8 -	39.956	27.155	1:07.111	87.99	0.389	17:15:53.394
9 -	39.825	27.108	1:06.933	88.23	0.211	17:17:00.327
10 -	39.687	27.226	1:06.913 (3)	88.25	0.191	17:18:07.240
11 -	39.532	27.312	1:06.844 (2)	88.35	0.122	17:19:14.084
12 -	39.577	27.520	1:07.097	88.01	0.375	17:20:21.181
13 -	40.366	27.215	1:07.581	87.38	0.859	17:21:28.762

Milltek Sport Civic Cup Championship

RACE 8 - SECTOR ANALYSIS



SECTOR 1 = FL to I1, SECTOR 2 = I1 to FL, DIFF = Difference To Personal Best Lap, P = Crossed Finish Line in Pit Lane, D = Time Disallowed

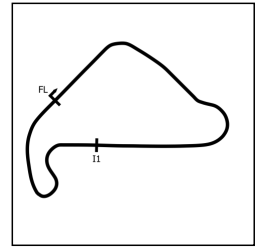
P19 322 EP3 Jamie PETERS			Honda Civic EP3			
IDEAL LAP TIME : 1:06.927		BEST LAP TIME : 1:07.003		DIFFERENCE : 0.076		
LAP	SECTOR 1	SECTOR 2	LAP TIME	MPH	DIFF	TIME OF DAY
1 -		28.437	1:13.937	79.87	6.934	17:07:14.135
2 -	54.965	31.058	1:26.023	68.65	19.020	17:08:40.158
3 -	59.711	33.468	1:33.179	63.37	26.176	17:10:13.337
4 -	39.808	27.433	1:07.241	87.82	0.238	17:11:20.578
5 -	39.634	27.369	1:07.003 (1)	88.14		17:12:27.581
6 -	39.737	27.295	1:07.032 (3)	88.10	0.029	17:13:34.613
7 -	39.736	27.293	1:07.029 (2)	88.10	0.026	17:14:41.642
8 -	40.001	27.574	1:07.575	87.39	0.572	17:15:49.217
9 -	40.208	27.653	1:07.861	87.02	0.858	17:16:57.078
10 -	40.779	27.572	1:08.351	86.40	1.348	17:18:05.429
11 -	40.022	27.520	1:07.542	87.43	0.539	17:19:12.971
12 -	40.197	27.796	1:07.993	86.85	0.990	17:20:20.964
13 -	41.359	27.842	1:09.201	85.34	2.198	17:21:30.165

P20 127 EP3 Scott SMITH			Honda Civic EP3			
IDEAL LAP TIME : 1:06.748		BEST LAP TIME : 1:06.809		DIFFERENCE : 0.061		
LAP	SECTOR 1	SECTOR 2	LAP TIME	MPH	DIFF	TIME OF DAY
1 -		29.662	1:19.293	74.47	12.484	17:07:19.491
2 -	1:01.173	34.202	1:35.375	61.92	28.566	17:08:54.866
3 -	50.810	33.628	1:24.438	69.94	17.629	17:10:19.304
4 -	40.295	27.639	1:07.934	86.93	1.125	17:11:27.238
5 -	39.959	27.546	1:07.505	87.48	0.696	17:12:34.743
6 -	39.606	27.458	1:07.064	88.06	0.255	17:13:41.807
7 -	39.640	27.232	1:06.872 (3)	88.31	0.063	17:14:48.679
8 -	39.628	27.288	1:06.916	88.25	0.107	17:15:55.595
9 -	39.561	27.294	1:06.855 (2)	88.33	0.046	17:17:02.450
10 -	39.730	27.306	1:07.036	88.09	0.227	17:18:09.486
11 -	39.649	27.377	1:07.026	88.11	0.217	17:19:16.512
12 -	39.622	27.187	1:06.809 (1)	88.39		17:20:23.321
13 -	39.569	27.374	1:06.943	88.21	0.134	17:21:30.264

P21 76 EP3 Simon WELCH			Honda Civic EP3			
IDEAL LAP TIME : 1:07.243		BEST LAP TIME : 1:07.438		DIFFERENCE : 0.195		
LAP	SECTOR 1	SECTOR 2	LAP TIME	MPH	DIFF	TIME OF DAY
1 -		28.579	1:17.943	75.76	10.505	17:07:18.141
2 -	1:01.839	34.216	1:36.055	61.48	28.617	17:08:54.196
3 -	50.933	33.835	1:24.768	69.66	17.330	17:10:18.964
4 -	40.449	27.833	1:08.282	86.48	0.844	17:11:27.246
5 -	40.438	27.795	1:08.233	86.55	0.795	17:12:35.479
6 -	39.744	27.892	1:07.636 (3)	87.31	0.198	17:13:43.115
7 -	39.992	27.566	1:07.558 (2)	87.41	0.120	17:14:50.673
8 -	40.407	27.759	1:08.166	86.63	0.728	17:15:58.839
9 -	39.939	27.499	1:07.438 (1)	87.57		17:17:06.277
10 -	39.815	27.977	1:07.792	87.11	0.354	17:18:14.069
11 -	40.213	27.904	1:08.117	86.69	0.679	17:19:22.186
12 -	40.063	27.931	1:07.994	86.85	0.556	17:20:30.180
13 -	40.231	27.628	1:07.859	87.02	0.421	17:21:38.039

Milltek Sport Civic Cup Championship

RACE 8 - SECTOR ANALYSIS



SECTOR 1 = FL to I1, SECTOR 2 = I1 to FL, DIFF = Difference To Personal Best Lap, P = Crossed Finish Line in Pit Lane, D = Time Disallowed

P22 727 EP3 Jackson WHITE		Honda Civic EP3				
IDEAL LAP TIME : 1:07.243		BEST LAP TIME : 1:07.297				
		DIFFERENCE : 0.054				
LAP	SECTOR 1	SECTOR 2	LAP TIME	MPH	DIFF	TIME OF DAY
1 -		29.648	1:19.715	74.08	12.418	17:07:19.913
2 -	1:01.305	34.237	1:35.542	61.81	28.245	17:08:55.455
3 -	51.139	34.924	1:26.063	68.62	18.766	17:10:21.518
4 -	41.005	27.664	1:08.669	86.00	1.372	17:11:30.187
5 -	40.971	27.563	1:08.534	86.17	1.237	17:12:38.721
6 -	40.223	27.739	1:07.962	86.89	0.665	17:13:46.683
7 -	40.267	27.529	1:07.796	87.10	0.499	17:14:54.479
8 -	40.207	27.601	1:07.808	87.09	0.511	17:16:02.287
9 -	40.200	27.586	1:07.786 (3)	87.12	0.489	17:17:10.073
10 -	40.181	27.810	1:07.991	86.85	0.694	17:18:18.064
11 -	40.459	27.358	1:07.817	87.08	0.520	17:19:25.881
12 -	40.049	27.481	1:07.530 (2)	87.45	0.233	17:20:33.411
13 -	40.103	27.194	1:07.297 (1)	87.75		17:21:40.708

P23 74 EP3 Anthony GANNON		Honda Civic EP3				
IDEAL LAP TIME : 1:08.804		BEST LAP TIME : 1:09.036				
		DIFFERENCE : 0.232				
LAP	SECTOR 1	SECTOR 2	LAP TIME	MPH	DIFF	TIME OF DAY
1 -		29.345	1:17.520	76.18	8.484	17:07:17.718
2 -	59.474	31.241	1:30.715	65.10	21.679	17:08:48.433
3 -	55.361	34.383	1:29.744	65.80	20.708	17:10:18.177
4 -	42.398	28.182	1:10.580	83.67	1.544	17:11:28.757
5 -	40.680	28.356	1:09.036 (1)	85.54		17:12:37.793
6 -	40.961	28.988	1:09.949	84.42	0.913	17:13:47.742
7 -	41.234	28.331	1:09.565	84.89	0.529	17:14:57.307
8 -	41.156	28.303	1:09.459 (3)	85.02	0.423	17:16:06.766
9 -	41.420	28.124	1:09.544	84.91	0.508	17:17:16.310
10 -	41.473	28.234	1:09.707	84.72	0.671	17:18:26.017
11 -	41.152	28.302	1:09.454 (2)	85.02	0.418	17:19:35.471
12 -	41.194	28.466	1:09.660	84.77	0.624	17:20:45.131
13 -	41.155	28.334	1:09.489	84.98	0.453	17:21:54.620

P24 223 EP3 Garry TOWNSEND		Honda Civic EP3				
IDEAL LAP TIME : 1:06.738		BEST LAP TIME : 1:06.954				
		DIFFERENCE : 0.216				
LAP	SECTOR 1	SECTOR 2	LAP TIME	MPH	DIFF	TIME OF DAY
1 -		31.617	2:55.614	33.62	1:48.660	17:08:55.812
2 -	51.107	34.794	1:25.901	68.74	18.947	17:10:21.713
3 -	40.396	27.373	1:07.769	87.14	0.815	17:11:29.482
4 -	39.867	27.304	1:07.171	87.91	0.217	17:12:36.653
5 -	39.774	27.310	1:07.084 (3)	88.03	0.130	17:13:43.737
6 -	39.451	27.644	1:07.095	88.01	0.141	17:14:50.832
7 -	39.817	27.366	1:07.183	87.90	0.229	17:15:58.015
8 -	39.772	27.287	1:07.059 (2)	88.06	0.105	17:17:05.074
9 -	39.451	27.503	1:06.954 (1)	88.20		17:18:12.028
10 -	39.693	27.596	1:07.289	87.76	0.335	17:19:19.317
11 -	39.696	28.132	1:07.828	87.06	0.874	17:20:27.145
12 -	40.894	27.748	1:08.642	86.03	1.688	17:21:35.787

P25 25 EP3 William BUTT		Honda Civic EP3				
IDEAL LAP TIME : 1:29.599		BEST LAP TIME : 1:17.787				
		DIFFERENCE : -11.811				
LAP	SECTOR 1	SECTOR 2	LAP TIME	MPH	DIFF	TIME OF DAY
1 -		28.757	1:17.787 (1)	75.92		17:07:17.985
2 -	1:00.842	IN PIT	1:42.941 P	57.36	25.153	17:09:00.926

P26 11 EP3 Dennis STRANDBERG		Honda Civic EP3				
IDEAL LAP TIME :		BEST LAP TIME :				
		DIFFERENCE :				
LAP	SECTOR 1	SECTOR 2	LAP TIME	MPH	DIFF	TIME OF DAY
1 -		IN PIT	2:27.704 P	39.98		17:08:27.902

Milltek Sport Civic Cup Championship

RACE 8 - BEST SECTORS

SECTOR 1			SECTOR 2			IDEAL / BEST COMPARISON						
POS	NO	NAME	TIME	NO	NAME	TIME	POS	NO	NAME	IDEAL	BEST	DIFF
									PERFECT LAP	1:05.395		
1	1	EDMUNDSON	38.761	99	FILES	26.634	1	99	FILES	1:05.481	1:05.537	0.056
2	99	FILES	38.847	42	REDFORD	26.661	2	1	EDMUNDSON	1:05.498	1:05.605	0.107
3	38	KENT	38.865	38	KENT	26.679	3	38	KENT	1:05.544	1:05.570	0.026
4	45	CAMP	38.866	19	RUDELL	26.698	4	54	CATON	1:05.617	1:05.668	0.051
5	54	CATON	38.877	66	MARSHALL	26.736	5	45	CAMP	1:05.636	1:05.678	0.042
6	86	PETTERS	38.897	1	EDMUNDSON	26.737	6	66	MARSHALL	1:05.657	1:05.749	0.092
7	66	MARSHALL	38.921	54	CATON	26.740	7	42	REDFORD	1:05.696	1:05.842	0.146
8	12	STEVENSON	38.959	97	KITE	26.767	8	86	PETTERS	1:05.732	1:05.734	0.002
9	92	SWAIN	39.013	45	CAMP	26.770	9	19	RUDELL	1:05.777	1:05.839	0.062
10	42	REDFORD	39.035	12	STEVENSON	26.833	10	12	STEVENSON	1:05.792	1:05.873	0.081
11	19	RUDELL	39.079	86	PETTERS	26.835	11	92	SWAIN	1:05.910	1:06.015	0.105
12	97	KITE	39.174	92	SWAIN	26.897	12	97	KITE	1:05.941	1:06.071	0.130
13	333	ENGLAND	39.214	73	DURANT	27.057	13	333	ENGLAND	1:06.317	1:06.513	0.196
14	495	HUGHES	39.338	495	HUGHES	27.095	14	495	HUGHES	1:06.433	1:06.543	0.110
15	73	DURANT	39.386	333	ENGLAND	27.103	15	73	DURANT	1:06.443	1:06.677	0.234
16	223	TOWNSEND	39.451	64	HASSAN	27.108	16	64	HASSAN	1:06.640	1:06.722	0.082
17	64	HASSAN	39.532	98	BRENNAN	27.133	17	98	BRENNAN	1:06.677	1:06.866	0.189
18	98	BRENNAN	39.544	127	SMITH	27.187	18	223	TOWNSEND	1:06.738	1:06.954	0.216
19	127	SMITH	39.561	727	WHITE	27.194	19	127	SMITH	1:06.748	1:06.809	0.061
20	322	PETTERS	39.634	223	TOWNSEND	27.287	20	322	PETTERS	1:06.927	1:07.003	0.076
21	76	WELCH	39.744	322	PETTERS	27.293	21	727	WHITE	1:07.243	1:07.297	0.054
22	727	WHITE	40.049	76	WELCH	27.499	22	76	WELCH	1:07.243	1:07.438	0.195
23	74	GANNON	40.680	74	GANNON	28.124	23	74	GANNON	1:08.804	1:09.036	0.232
24	25	BUTT	1:00.842	25	BUTT	28.757	24	25	BUTT	1:29.599	1:17.787	-11.811
25							25	11	STRANDBERG			
26							26	37	BROMLEY		1:05.716	

Milltek Sport Civic Cup Championship

RACE 8 - STATISTICS

Competitors Started	26
Planned Start	2024-08-17 @ 17:25:00.000
Actual Start	2024-08-17 @ 17:06:00.197
Finish Time	2024-08-17 @ 17:21:02.689
Track Length	1.6404mi.
Total Laps	314
Total Distance Covered	515.1055mi.

Session Fastest Lap History

NO	CL	NAME	LAP TIME	TIME OF DAY	LAP	VEHICLE
99	EP3	Josh FILES	1:08.519	17:07:08.720	1	Honda Civic EP3
99	EP3	Josh FILES	1:05.795	17:11:12.469	4	Honda Civic EP3
1	EP3	Max EDMUNDSON	1:05.704	17:11:12.660	4	Honda Civic EP3
54	EP3	Harvey CATON	1:05.668	17:11:13.727	4	Honda Civic EP3
38	EP3	Lewis KENT	1:05.570	17:11:14.317	4	Honda Civic EP3
99	EP3	Josh FILES	1:05.541	17:12:18.010	5	Honda Civic EP3
99	EP3	Josh FILES	1:05.537	17:17:46.208	10	Honda Civic EP3

Session Leader History

NO	CL	NAME	FROM LAP	LAPS LED	DISTANCE	VEHICLE
99	EP3	Josh FILES	1	13	21.32 miles	Honda Civic EP3

Flag History

TYPE	TIME OF DAY
GREEN	17:06:00.197
SAFETY	17:07:04.844
GREEN	17:10:06.523
FINISH	17:21:02.689

Flag Statistics

TYPE	COUNT	TOTAL LAPS	TOTAL TIME
Green	2	11	12:57.702
Red	0	0	0.000
Safety Car	1	2	3:01.678
FCY	0	0	0.000

Milltek Sport Civic Cup Championship

RACE 8 - STATISTICS

CLASS : EP3

21 Starters

Fastest Lap History

NO	NAME	LAP TIME	TIME OF DAY	LAP	VEHICLE
99	Josh FILES	1:08.519	17:07:08.720	1	Honda Civic EP3
99	Josh FILES	1:05.795	17:11:12.469	4	Honda Civic EP3
1	Max EDMUNDSON	1:05.704	17:11:12.660	4	Honda Civic EP3
54	Harvey CATON	1:05.668	17:11:13.727	4	Honda Civic EP3
38	Lewis KENT	1:05.570	17:11:14.317	4	Honda Civic EP3
99	Josh FILES	1:05.541	17:12:18.010	5	Honda Civic EP3
99	Josh FILES	1:05.537	17:17:46.208	10	Honda Civic EP3

Leader History

NO	NAME	FROM LAP	LAPS LED	DISTANCE	VEHICLE
99	Josh FILES	1	13	21.32 miles	Honda Civic EP3

Milltek Sport Civic Cup Championship

RACE 8 - STATISTICS

CLASS : FN2

5 Starters

Fastest Lap History

NO	NAME	LAP TIME	TIME OF DAY	LAP	VEHICLE
66	Dave MARSHALL	1:09.318	17:07:09.509	1	Honda Civic FN2
66	Dave MARSHALL	1:05.749	17:11:14.099	4	Honda Civic FN2
45	Alistair CAMP	1:05.678	17:12:21.009	5	Honda Civic FN2

Leader History

NO	NAME	FROM LAP	LAPS LED	DISTANCE	VEHICLE
66	Dave MARSHALL	1	8	13.12 miles	Honda Civic FN2
45	Alistair CAMP	9	1	1.64 miles	Honda Civic FN2
66	Dave MARSHALL	10	4	6.56 miles	Honda Civic FN2

Milltek Sport Civic Cup Championship

RACE 9 - GRID (15 minutes)

ROW 13	26	11	Dennis STRANDBERG	25	25	William BUTT
ROW 12	24	223	Garry TOWNSEND	23	74	Anthony GANNON
ROW 11	22	727	Jackson WHITE	21	76	Simon WELCH
ROW 10	20	127	Scott SMITH	19	322	Jamie PETERS
ROW 9	18	64	Aydan HASSAN	17	73	Adam DURANT
ROW 8	16	98	Jordan BRENNAN	15	333	Harry ENGLAND
ROW 7	14	495	Mark HUGHES	13	97	Alex KITE
ROW 6	12	92	Wesley SWAIN	11	19	Jack RUDELL
ROW 5	10	99	Josh FILES	9	1	Max EDMUNDSON
ROW 4	8	54	Harvey CATON	7	42	Will REDFORD
ROW 3	6	66	Dave MARSHALL	5	45	Alistair CAMP
ROW 2	4	37	Josh BROMLEY	3	38	Lewis KENT
ROW 1	2	86	Daniel PETERS	1	12	Spencer STEVENSON
Pole						

These results are provisional until the conclusion of any judicial and technical matters.

Silverstone National: 1.6404 miles

Clerk Of Course: Andrew Roberts	Stewards:	Timekeeper: Sarah Evans	
---------------------------------	-----------	-------------------------	--

Results can be found at www.tsl-timing.com

Printed - 07:38 Sunday, 18 August 2024





Milltek Sport Civic Cup Championship

RACE 9 - CLASSIFICATION - AMENDED

Race Distance: 14 Laps / 22.96 miles

POS	NO	CL	PIC	NAME	ENTRY	LAPS	TIME	GAP	DIFF	MPH	BEST	ON	GRD	↑↓
1	45	FN2	1	Alistair CAMP	Honda Civic FN2	14	15:28.491			89.04	1:05.647	10	5	4
2	38	EP3	1	Lewis KENT	Honda Civic EP3	14	15:28.503	0.012	0.012	89.04	1:05.651	8	3	1
3	54	EP3	2	Harvey CATON	Honda Civic EP3	14	15:30.589	2.098	2.086	88.84	1:05.630	11	8	5
4	99	EP3	3	Josh FILES	Honda Civic EP3	14	15:32.188	3.697	1.599	88.69	1:05.602	11	10	6
5	66	FN2	2	Dave MARSHALL	Honda Civic FN2	14	15:33.168	4.677	0.980	88.60	1:05.755	9	6	1
6	42	EP3	4	Will REDFORD	Honda Civic EP3	14	15:34.605	6.114	1.437	88.46	1:06.042	9	7	1
7	86	EP3	5	Daniel PETERS	Honda Civic EP3	14	15:36.021	7.530	1.416	88.33	1:06.027	5	2	-5
8	12	EP3	6	Spencer STEVENSON	Honda Civic EP3	14	15:36.023	7.532	0.002	88.33	1:06.017	12	1	-7
9	19	EP3	7	Jack RUDELL	Honda Civic EP3	14	15:36.355	7.864	0.332	88.29	1:06.023	10	11	2
10	92	FN2	3	Wesley SWAIN	Honda Civic FN2	14	15:37.559	9.068	1.204	88.18	1:06.146	12	12	2
11	37*	EP3	8	Josh BROMLEY	Honda Civic EP3	14	15:38.791	10.300	1.232	88.06	1:05.908	14	4	-7
12	97	EP3	9	Alex KITE	Honda Civic EP3	14	15:39.201	10.710	0.410	88.03	1:06.047	3	13	1
13	333	FN2	4	Harry ENGLAND	Honda Civic FN2	14	15:39.801	11.310	0.600	87.97	1:05.986	12	15	2
14	495	FN2	5	Mark HUGHES	Honda Civic FN2	14	15:45.580	17.089	5.779	87.43	1:06.394	7	14	0
15	127	EP3	10	Scott SMITH	Honda Civic EP3	14	15:46.611	18.120	1.031	87.34	1:06.076	11	20	5
16	64	EP3	11	Aydan HASSAN	Honda Civic EP3	14	15:47.141	18.650	0.530	87.29	1:06.325	11	18	2
17	98*	EP3	12	Jordan BRENNAN	Honda Civic EP3	14	15:52.008	23.517	4.867	86.84	1:06.443	7	16	-1
18	11*	EP3	13	Dennis STRANDBERG	Honda Civic EP3	14	15:52.424	23.933	0.416	86.80	1:06.109	11	26	8
19	73*	EP3	14	Adam DURANT	Honda Civic EP3	14	15:59.560	31.069	7.136	86.16	1:06.459	7	17	-2
20	25	EP3	15	William BUTT	Honda Civic EP3	14	15:59.976	31.485	0.416	86.12	1:07.129	4	25	5
21	74	EP3	16	Anthony GANNON	Honda Civic EP3	14	16:00.764	32.273	0.788	86.05	1:07.191	3	23	2
22	727	EP3	17	Jackson WHITE	Honda Civic EP3	14	16:01.108	32.617	0.344	86.02	1:07.182	11	22	0
23	322*	EP3	18	Jamie PETERS	Honda Civic EP3	14	16:01.487	32.996	0.379	85.99	1:06.128	6	19	-4
24	76	EP3	19	Simon WELCH	Honda Civic EP3	13	16:21.530	1 Lap	1 Lap	78.21	1:07.125	3	21	-3
25	223	EP3	20	Garry TOWNSEND	Honda Civic EP3	12	16:02.416	2 Laps	1 Lap	73.63	1:07.160	10	24	-1

NOT CLASSIFIED

DNF	1	EP3		Max EDMUNDSON	Honda Civic EP3	12	13:40.237	2 Laps		86.39	1:05.987	5	9	
-----	---	-----	--	---------------	-----------------	----	-----------	--------	--	-------	----------	---	---	--

FASTEST LAP

99	EP3			Josh FILES	Honda Civic EP3	11	1:05.602			90.02 mph			144.87 kph	
45	FN2			Alistair CAMP	Honda Civic FN2	10	1:05.647			89.96 mph			144.77 kph	

Comments: Cars 11, 37 & 98 - 5 second penalty - Track limits

1st Amendment:


Cars 73 & 322 - 10 second penalty - False start (Q12.13)

Weather / Track : Bright / Dry

Date: 18/08/2024 Start: 09:34 Finish: 09:50

Silverstone National: 1.6404 miles

These results are provisional until the conclusion of any judicial and technical matters.

Clerk Of Course: Andrew Roberts	Stewards:	Timekeeper: Sarah Evans	
---------------------------------	-----------	-------------------------	---

Results can be found at www.tsl-timing.com

Printed - 11:40 Sunday, 18 August 2024



Milltek Sport Civic Cup Championship

RACE 9 - LAP CHART

LAP 1 @ 09:35:44.308			LAP 2 @ 09:36:50.704			LAP 3 @ 09:37:56.791			LAP 4 @ 09:39:02.868			LAP 5 @ 09:40:08.689		
NO	BEHIND	LAP TIME	NO	BEHIND	LAP TIME	NO	BEHIND	LAP TIME	NO	BEHIND	LAP TIME	NO	BEHIND	LAP TIME
12		1:09.317	38		1:06.151	38		1:06.087	38		1:06.077	38		1:05.821
38	0.245	1:09.562	45	0.587	1:06.304	45	0.223	1:05.723	45	0.259	1:06.113	45	0.282	1:05.844
37	0.468	1:09.785	12	0.602	1:06.998	12	1.122	1:06.607	1	2.326	1:06.592	1	2.492	1:05.987
45	0.679	1:09.996	37	0.829	1:06.757	37	1.512	1:06.770	37	2.367	1:06.932	54	3.003	1:06.232
86	1.176	1:10.493	54	1.155	1:06.285	54	1.593	1:06.525	54	2.592	1:07.076	12	3.499	1:06.704
54	1.266	1:10.583	66	1.472	1:06.275	1	1.811	1:06.151	12	2.616	1:07.571	37	3.734	1:07.188
66	1.593	1:10.910	1	1.747	1:06.277	66	1.986	1:06.601	66	2.790	1:06.881	99	4.037	1:07.064
1	1.866	1:11.183	99	2.020	1:06.153	99	2.274	1:06.341	99	2.794	1:06.597	66	4.062	1:07.093
42	2.260	1:11.577	86	2.485	1:07.705	42	3.315	1:06.571	42	3.397	1:06.159	42	4.368	1:06.792
99	2.263	1:11.580	42	2.831	1:06.967	86	3.327	1:06.929	86	4.462	1:07.212	86	4.668	1:06.027
19	2.614	1:11.931	19	3.539	1:07.321	97	3.550	1:06.047	92	4.649	1:06.777	92	5.080	1:06.252
97	2.906	1:12.223	97	3.590	1:07.080	92	3.949	1:06.384	97	4.744	1:07.271	97	5.527	1:06.604
92	3.172	1:12.489	92	3.652	1:06.876	19	4.635	1:07.183	19	4.968	1:06.410	19	5.780	1:06.633
333	4.132	1:13.449	333	4.090	1:06.354	333	5.278	1:07.275	333	5.756	1:06.555	322	6.911	1:06.699
495	4.416	1:13.733	322	5.397	1:07.135	322	5.663	1:06.353	322	6.033	1:06.447	333	7.284	1:07.349
322	4.658	1:13.975	495	5.635	1:07.615	495	6.325	1:06.777	495	6.758	1:06.510	495	7.656	1:06.719
98	5.137	1:14.454	98	6.230	1:07.489	98	7.058	1:06.915	98	7.521	1:06.540	98	8.394	1:06.694
73	5.577	1:14.894	73	6.509	1:07.328	73	7.292	1:06.870	73	7.850	1:06.635	73	8.670	1:06.641
64	5.862	1:15.179	127	8.611	1:08.598	127	10.444	1:07.920	127	11.254	1:06.887	127	12.401	1:06.968
127	6.409	1:15.726	64	9.037	1:09.571	64	10.663	1:07.713	64	11.684	1:07.098	64	12.772	1:06.909
25	8.738	1:18.055	25	10.175	1:07.833	25	11.460	1:07.372	25	12.512	1:07.129	11	13.779	1:06.827
727	9.086	1:18.403	11	10.695	1:07.766	11	11.752	1:07.144	11	12.773	1:07.098	25	14.123	1:07.432
11	9.325	1:18.642	727	11.051	1:08.361	74	13.087	1:07.191	74	14.411	1:07.401	74	16.288	1:07.698
76	10.144	1:19.461	74	11.983	1:08.146	76	13.614	1:07.125	76	14.754	1:07.217	76	16.839	1:07.906
74	10.233	1:19.550	76	12.576	1:08.828	727	13.780	1:08.816	727	15.232	1:07.529	727	17.096	1:07.685
223	30.494	1:39.811	223	32.666	1:08.568	223	36.065	1:09.486	223	38.734	1:08.746	223	40.704	1:07.791

Milltek Sport Civic Cup Championship

RACE 9 - LAP CHART

LAP 6 @ 09:41:14.417			LAP 7 @ 09:42:20.150			LAP 8 @ 09:43:25.801			LAP 9 @ 09:44:31.605			LAP 10 @ 09:45:37.303		
NO	BEHIND	LAP TIME	NO	BEHIND	LAP TIME	NO	BEHIND	LAP TIME	NO	BEHIND	LAP TIME	NO	BEHIND	LAP TIME
38		1:05.728	38		1:05.733	38		1:05.651	38		1:05.804	38		1:05.698
45	0.227	1:05.673	45	0.346	1:05.852	45	0.569	1:05.874	45	0.728	1:05.963	45	0.677	1:05.647
1	3.573	1:06.809	54	4.335	1:06.293	54	4.643	1:05.959	54	4.598	1:05.759	54	4.696	1:05.796
54	3.775	1:06.500	66	5.522	1:06.276	99	5.816	1:05.907	99	5.739	1:05.727	99	5.773	1:05.732
37	4.408	1:06.402	37	5.529	1:06.854	37	6.199	1:06.321	66	6.431	1:05.755	37	7.091	1:06.349
12	4.457	1:06.686	99	5.560	1:06.721	66	6.480	1:06.609	37	6.440	1:06.045	66	7.455	1:06.722
99	4.572	1:06.263	1	6.159	1:08.319	42	6.986	1:06.352	42	7.224	1:06.042	42	7.705	1:06.179
66	4.979	1:06.645	42	6.285	1:06.825	12	7.295	1:06.648	12	7.597	1:06.106	12	7.942	1:06.043
42	5.193	1:06.553	12	6.298	1:07.574	86	7.493	1:06.231	86	7.778	1:06.089	86	8.132	1:06.052
92	5.955	1:06.603	86	6.913	1:06.582	19	8.057	1:06.372	19	8.332	1:06.079	19	8.657	1:06.023
86	6.064	1:07.124	92	7.324	1:07.102	92	8.775	1:07.102	92	9.351	1:06.380	92	9.933	1:06.280
97	6.354	1:06.555	19	7.336	1:06.532	97	9.319	1:07.286	97	9.959	1:06.444	97	10.928	1:06.667
19	6.537	1:06.485	97	7.684	1:07.063	322	9.708	1:07.339	322	11.274	1:07.370	333	12.335	1:06.410
322	7.311	1:06.128	322	8.020	1:06.442	1	9.710	1:09.202	333	11.623	1:07.558	495	13.203	1:07.031
333	8.118	1:06.562	333	8.842	1:06.457	333	9.869	1:06.678	495	11.870	1:07.291	322	13.271	1:07.695
495	8.579	1:06.651	495	9.240	1:06.394	495	10.383	1:06.794	73	12.246	1:06.829	73	13.320	1:06.772
98	9.289	1:06.623	98	9.999	1:06.443	98	11.049	1:06.701	1	12.268	1:08.362	98	13.824	1:06.815
73	9.608	1:06.666	73	10.334	1:06.459	73	11.221	1:06.538	98	12.707	1:07.462	1	14.289	1:07.719
64	13.564	1:06.520	64	14.419	1:06.588	64	15.453	1:06.685	127	16.857	1:07.023	127	17.676	1:06.517
127	13.933	1:07.260	127	14.707	1:06.507	127	15.638	1:06.582	64	17.170	1:07.521	11	18.277	1:06.638
11	14.338	1:06.287	11	15.144	1:06.539	11	15.981	1:06.488	11	17.337	1:07.160	64	18.566	1:07.094
25	15.737	1:07.342	25	17.514	1:07.510	25	19.444	1:07.581	25	21.533	1:07.893	25	23.725	1:07.890
74	18.063	1:07.503	74	19.967	1:07.637	74	21.550	1:07.234	74	23.125	1:07.379	74	24.778	1:07.351
76	18.938	1:07.827	76	20.735	1:07.530	76	22.451	1:07.367	76	24.315	1:07.668	76	26.680	1:08.063
727	19.310	1:07.942	727	21.182	1:07.605	727	24.467	1:08.936	727	26.280	1:07.617	727	28.367	1:07.785
223	42.405	1:07.429	223	44.515	1:07.843	223	46.329	1:07.465	223	47.777	1:07.252	223	49.239	1:07.160

Milltek Sport Civic Cup Championship

RACE 9 - LAP CHART

LAP 11 @ 09:46:43.124			LAP 12 @ 09:47:49.025			LAP 13 @ 09:48:55.888			LAP 14 @ 09:50:03.482		
NO	BEHIND	LAP TIME	NO	BEHIND	LAP TIME	NO	BEHIND	LAP TIME	NO	BEHIND	LAP TIME
38		1:05.821	38		1:05.901	38		1:06.863	45		1:07.498
45	0.560	1:05.704	45	0.309	1:05.650	45	0.096	1:06.650	38	0.012	1:07.606
54	4.505	1:05.630	223	1 Lap	1:26.252 P	54	3.680	1:06.279	54	2.098	1:06.012
99	5.554	1:05.602	54	4.264	1:05.660	99	4.815	1:06.237	99	3.697	1:06.476
37	7.431	1:06.161	99	5.441	1:05.788	66	6.486	1:05.797	66	4.677	1:05.785
66	7.637	1:06.003	66	7.552	1:05.816	37	6.986	1:06.069	37	5.300	1:05.908
42	8.069	1:06.185	37	7.780	1:06.250	42	7.578	1:06.223	42	6.114	1:06.130
86	8.611	1:06.300	42	8.218	1:06.050	12	8.346	1:06.323	86	7.530	1:06.563
12	8.770	1:06.649	12	8.886	1:06.017	86	8.561	1:06.142	12	7.532	1:06.780
19	9.057	1:06.221	86	9.282	1:06.572	19	9.264	1:06.476	19	7.864	1:06.194
92	10.343	1:06.231	19	9.651	1:06.495	92	10.322	1:06.597	92	9.068	1:06.340
97	11.590	1:06.483	92	10.588	1:06.146	97	11.322	1:06.398	97	10.710	1:06.982
333	12.903	1:06.389	97	11.787	1:06.098	333	12.592	1:06.467	333	11.310	1:06.312
495	15.470	1:08.088	333	12.988	1:05.986	495	17.222	1:07.377	495	17.089	1:07.461
322	15.525	1:08.075	495	16.708	1:07.139	73	18.471	1:07.065	127	18.120	1:06.690
73	15.597	1:08.098	73	18.269	1:08.573	127	19.024	1:06.989	98	18.517	1:07.074
98	15.653	1:07.650	98	18.534	1:08.782	98	19.037	1:07.366	64	18.650	1:06.700
1	17.117	1:08.649	322	18.635	1:09.011	64	19.544	1:06.641	11	18.933	1:06.878
127	17.931	1:06.076	127	18.898	1:06.868	11	19.649	1:07.323	73	21.069	1:10.192
11	18.565	1:06.109	11	19.189	1:06.525	322	20.807	1:09.035	322	22.996	1:09.783
64	19.070	1:06.325	64	19.766	1:06.597	25	30.542	1:09.132	25	31.485	1:08.537
25	25.751	1:07.847	1	26.203	1:14.987 P	74	31.003	1:08.993	74	32.273	1:08.864
74	26.609	1:07.652	25	28.273	1:08.423	727	32.554	1:07.471	727	32.617	1:07.657
76	28.347	1:07.488	74	28.873	1:08.165				223	2 Laps	2:44.613
727	29.728	1:07.182	727	31.946	1:08.119				76	1 Lap	2:07.136
			76	1:00.360	1:37.914 P						

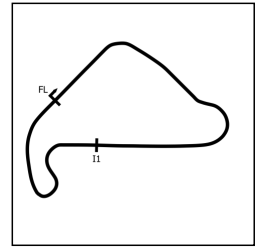
Milltek Sport Civic Cup Championship

RACE 9 - POSITION CHART

No	Name	Lap Pos	Lap															
			1	2	3	4	5	6	7	8	9	10	11	12	13	14		
12	STEVENSON	1	12	38	38	38	38	38	38	38	38	38	38	38	38	38	38	45
86	PETTERS	2	38	45	45	45	45	45	45	45	45	45	45	45	45	45	45	38
38	KENT	3	37	12	12	1	1	1	54	54	54	54	54	54	54	54	54	
37	BROMLEY	4	45	37	37	37	54	54	66	99	99	99	99	99	99	99	99	
45	CAMP	5	86	54	54	54	12	37	37	37	66	37	37	66	66	66	66	
66	MARSHALL	6	54	66	1	12	37	12	99	66	37	66	66	37	37	37	37	
42	REDFORD	7	66	1	66	66	99	99	1	42	42	42	42	42	42	42	42	
54	CATON	8	1	99	99	99	66	66	42	12	12	12	86	12	12	86	86	
1	EDMUNDSON	9	42	86	42	42	42	42	12	86	86	86	12	86	86	12	12	
99	FILES	10	99	42	86	86	86	92	86	19	19	19	19	19	19	19	19	
19	RUDELLE	11	19	19	97	92	92	86	92	92	92	92	92	92	92	92	92	
92	SWAIN	12	97	97	92	97	97	97	19	97	97	97	97	97	97	97	97	
97	KITE	13	92	92	19	19	19	19	97	322	322	333	333	333	333	333	333	
495	HUGHES	14	333	333	333	333	322	322	322	1	333	495	495	495	495	495	495	
333	ENGLAND	15	495	322	322	322	333	333	333	333	495	322	322	73	73	127	127	
98	BRENNAN	16	322	495	495	495	495	495	495	495	73	73	73	98	127	98	98	
73	DURANT	17	98	98	98	98	98	98	98	98	1	98	98	322	98	64	64	
64	HASSAN	18	73	73	73	73	73	73	73	73	98	1	1	127	64	11	11	
322	PETTERS	19	64	127	127	127	127	64	64	64	127	127	127	11	11	73	73	
127	SMITH	20	127	64	64	64	64	127	127	127	64	11	11	64	322	322	322	
76	WELCH	21	25	25	25	25	11	11	11	11	11	64	64	1	25	25	25	
727	WHITE	22	727	11	11	11	25	25	25	25	25	25	25	25	74	74	74	
74	GANNON	23	11	727	74	74	74	74	74	74	74	74	74	74	727	727	727	
223	TOWNSEND	24	76	74	76	76	76	76	76	76	76	76	76	76	727	76	76	
25	BUTT	25	74	76	727	727	727	727	727	727	727	727	727	76	76	76	76	
11	STRANDBERG	26	223	223	223	223	223	223	223	223	223	223	223	223	223	223	223	

Milltek Sport Civic Cup Championship

RACE 9 - SECTOR ANALYSIS



SECTOR 1 = FL to I1, SECTOR 2 = I1 to FL, DIFF = Difference To Personal Best Lap, P = Crossed Finish Line in Pit Lane, D = Time Disallowed

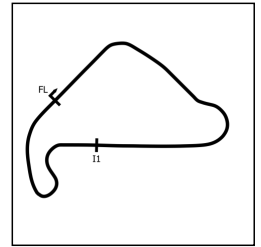
P1 45 FN2 Alistair CAMP			Honda Civic FN2			
IDEAL LAP TIME : 1:05.484		BEST LAP TIME : 1:05.647		DIFFERENCE : 0.163		
LAP	SECTOR 1	SECTOR 2	LAP TIME	MPH	DIFF	TIME OF DAY
1 -		26.893	1:09.996	84.37	4.349	09:35:44.987
2 -	39.415	26.889	1:06.304	89.06	0.657	09:36:51.291
3 -	39.117	26.606	1:05.723	89.85	0.076	09:37:57.014
4 -	39.261	26.852	1:06.113	89.32	0.466	09:39:03.127
5 -	38.900	26.944	1:05.844	89.69	0.197	09:40:08.971
6 -	38.903	26.770	1:05.673 (3)	89.92	0.026	09:41:14.644
7 -	38.948	26.904	1:05.852	89.68	0.205	09:42:20.496
8 -	39.074	26.800	1:05.874	89.65	0.227	09:43:26.370
9 -	39.158	26.805	1:05.963	89.53	0.316	09:44:32.333
10 -	39.063	26.584	1:05.647 (1)	89.96		09:45:37.980
11 -	38.949	26.755	1:05.704	89.88	0.057	09:46:43.684
12 -	38.993	26.657	1:05.650 (2)	89.95	0.003	09:47:49.334
13 -	39.392	27.258	1:06.650	88.60	1.003	09:48:55.984
14 -	40.301	27.197	1:07.498	87.49	1.851	09:50:03.482

P2 38 EP3 Lewis KENT			Honda Civic EP3			
IDEAL LAP TIME : 1:05.521		BEST LAP TIME : 1:05.651		DIFFERENCE : 0.130		
LAP	SECTOR 1	SECTOR 2	LAP TIME	MPH	DIFF	TIME OF DAY
1 -		27.152	1:09.562	84.89	3.911	09:35:44.553
2 -	39.447	26.704	1:06.151	89.27	0.500	09:36:50.704
3 -	39.405	26.682	1:06.087	89.36	0.436	09:37:56.791
4 -	39.363	26.714	1:06.077	89.37	0.426	09:39:02.868
5 -	39.044	26.777	1:05.821	89.72	0.170	09:40:08.689
6 -	39.054	26.674	1:05.728 (3)	89.85	0.077	09:41:14.417
7 -	38.967	26.766	1:05.733	89.84	0.082	09:42:20.150
8 -	39.040	26.611	1:05.651 (1)	89.95		09:43:25.801
9 -	39.100	26.704	1:05.804	89.74	0.153	09:44:31.605
10 -	39.144	26.554	1:05.698 (2)	89.89	0.047	09:45:37.303
11 -	39.151	26.670	1:05.821	89.72	0.170	09:46:43.124
12 -	39.155	26.746	1:05.901	89.61	0.250	09:47:49.025
13 -	39.326	27.537	1:06.863	88.32	1.212	09:48:55.888
14 -	40.376	27.230	1:07.606	87.35	1.955	09:50:03.494

P3 54 EP3 Harvey CATON			Honda Civic EP3			
IDEAL LAP TIME : 1:05.573		BEST LAP TIME : 1:05.630		DIFFERENCE : 0.057		
LAP	SECTOR 1	SECTOR 2	LAP TIME	MPH	DIFF	TIME OF DAY
1 -		26.938	1:10.583	83.66	4.953	09:35:45.574
2 -	39.548	26.737	1:06.285	89.09	0.655	09:36:51.859
3 -	39.623	26.902	1:06.525	88.77	0.895	09:37:58.384
4 -	39.835	27.241	1:07.076	88.04	1.446	09:39:05.460
5 -	39.611	26.621	1:06.232	89.16	0.602	09:40:11.692
6 -	39.023	27.477	1:06.500	88.80	0.870	09:41:18.192
7 -	39.639	26.654	1:06.293	89.08	0.663	09:42:24.485
8 -	39.174	26.785	1:05.959	89.53	0.329	09:43:30.444
9 -	39.025	26.734	1:05.759 (3)	89.80	0.129	09:44:36.203
10 -	39.132	26.664	1:05.796	89.75	0.166	09:45:41.999
11 -	38.968	26.662	1:05.630 (1)	89.98		09:46:47.629
12 -	38.952	26.708	1:05.660 (2)	89.94	0.030	09:47:53.289
13 -	39.252	27.027	1:06.279	89.10	0.649	09:48:59.568
14 -	39.187	26.825	1:06.012	89.46	0.382	09:50:05.580

Milltek Sport Civic Cup Championship

RACE 9 - SECTOR ANALYSIS



SECTOR 1 = FL to I1, SECTOR 2 = I1 to FL, DIFF = Difference To Personal Best Lap, P = Crossed Finish Line in Pit Lane, D = Time Disallowed

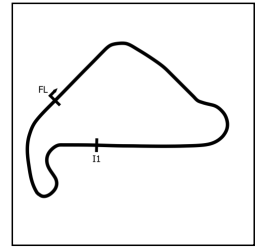
P4 99 EP3 Josh FILES			Honda Civic EP3			
IDEAL LAP TIME : 1:05.569		BEST LAP TIME : 1:05.602		DIFFERENCE : 0.033		
LAP	SECTOR 1	SECTOR 2	LAP TIME	MPH	DIFF	TIME OF DAY
1 -		27.218	1:11.580	82.50	5.978	09:35:46.571
2 -	39.291	26.862	1:06.153	89.27	0.551	09:36:52.724
3 -	39.461	26.880	1:06.341	89.01	0.739	09:37:59.065
4 -	39.494	27.103	1:06.597	88.67	0.995	09:39:05.662
5 -	39.708	27.356	1:07.064	88.06	1.462	09:40:12.726
6 -	39.191	27.072	1:06.263	89.12	0.661	09:41:18.989
7 -	39.689	27.032	1:06.721	88.51	1.119	09:42:25.710
8 -	39.098	26.809	1:05.907	89.60	0.305	09:43:31.617
9 -	38.861	26.866	1:05.727 (2)	89.85	0.125	09:44:37.344
10 -	38.917	26.815	1:05.732 (3)	89.84	0.130	09:45:43.076
11 -	38.894	26.708	1:05.602 (1)	90.02		09:46:48.678
12 -	38.939	26.849	1:05.788	89.76	0.186	09:47:54.466
13 -	39.053	27.184	1:06.237	89.15	0.635	09:49:00.703
14 -	39.748	26.728	1:06.476	88.83	0.874	09:50:07.179

P5 66 FN2 Dave MARSHALL			Honda Civic FN2			
IDEAL LAP TIME : 1:05.525		BEST LAP TIME : 1:05.755		DIFFERENCE : 0.230		
LAP	SECTOR 1	SECTOR 2	LAP TIME	MPH	DIFF	TIME OF DAY
1 -		27.357	1:10.910	83.28	5.155	09:35:45.901
2 -	39.439	26.836	1:06.275	89.10	0.520	09:36:52.176
3 -	39.739	26.862	1:06.601	88.67	0.846	09:37:58.777
4 -	39.645	27.236	1:06.881	88.30	1.126	09:39:05.658
5 -	39.992	27.101	1:07.093	88.02	1.338	09:40:12.751
6 -	39.447	27.198	1:06.645	88.61	0.890	09:41:19.396
7 -	39.379	26.897	1:06.276	89.10	0.521	09:42:25.672
8 -	39.887	26.722	1:06.609	88.66	0.854	09:43:32.281
9 -	38.837	26.918	1:05.755 (1)	89.81		09:44:38.036
10 -	39.719	27.003	1:06.722	88.51	0.967	09:45:44.758
11 -	39.070	26.933	1:06.003	89.47	0.248	09:46:50.761
12 -	39.058	26.758	1:05.816	89.72	0.061	09:47:56.577
13 -	39.109	26.688	1:05.797 (3)	89.75	0.042	09:49:02.374
14 -	39.037	26.748	1:05.785 (2)	89.77	0.030	09:50:08.159

P6 42 EP3 Will REDFORD			Honda Civic EP3			
IDEAL LAP TIME : 1:05.965		BEST LAP TIME : 1:06.042		DIFFERENCE : 0.077		
LAP	SECTOR 1	SECTOR 2	LAP TIME	MPH	DIFF	TIME OF DAY
1 -		27.178	1:11.577	82.50	5.535	09:35:46.568
2 -	40.192	26.775	1:06.967	88.18	0.925	09:36:53.535
3 -	39.780	26.791	1:06.571	88.71	0.529	09:38:00.106
4 -	39.457	26.702	1:06.159	89.26	0.117	09:39:06.265
5 -	39.610	27.182	1:06.792	88.41	0.750	09:40:13.057
6 -	39.789	26.764	1:06.553	88.73	0.511	09:41:19.610
7 -	39.615	27.210	1:06.825	88.37	0.783	09:42:26.435
8 -	39.494	26.858	1:06.352	89.00	0.310	09:43:32.787
9 -	39.292	26.750	1:06.042 (1)	89.42		09:44:38.829
10 -	39.295	26.884	1:06.179	89.23	0.137	09:45:45.008
11 -	39.370	26.815	1:06.185	89.22	0.143	09:46:51.193
12 -	39.313	26.737	1:06.050 (2)	89.41	0.008	09:47:57.243
13 -	39.349	26.874	1:06.223	89.17	0.181	09:49:03.466
14 -	39.263	26.867	1:06.130 (3)	89.30	0.088	09:50:09.596

Milltek Sport Civic Cup Championship

RACE 9 - SECTOR ANALYSIS



SECTOR 1 = FL to I1, SECTOR 2 = I1 to FL, DIFF = Difference To Personal Best Lap, P = Crossed Finish Line in Pit Lane, D = Time Disallowed

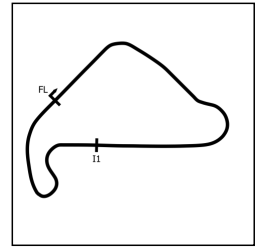
P7 86 EP3 Daniel PETERS		Honda Civic EP3				
IDEAL LAP TIME : 1:05.751		BEST LAP TIME : 1:06.027				
		DIFFERENCE : 0.276				
LAP	SECTOR 1	SECTOR 2	LAP TIME	MPH	DIFF	TIME OF DAY
1 -		27.446	1:10.493	83.77	4.466	09:35:45.484
2 -	40.310	27.395	1:07.705	87.22	1.678	09:36:53.189
3 -	39.728	27.201	1:06.929	88.23	0.902	09:38:00.118
4 -	39.905	27.307	1:07.212	87.86	1.185	09:39:07.330
5 -	39.218	26.809	1:06.027 (1)	89.44		09:40:13.357
6 -	40.031	27.093	1:07.124	87.98	1.097	09:41:20.481
7 -	39.641	26.941	1:06.582	88.69	0.555	09:42:27.063
8 -	39.324	26.907	1:06.231	89.16	0.204	09:43:33.294
9 -	39.230	26.859	1:06.089 (3)	89.35	0.062	09:44:39.383
10 -	39.185	26.867	1:06.052 (2)	89.40	0.025	09:45:45.435
11 -	39.287	27.013	1:06.300	89.07	0.273	09:46:51.735
12 -	39.860	26.712	1:06.572	88.71	0.545	09:47:58.307
13 -	39.039	27.103	1:06.142	89.28	0.115	09:49:04.449
14 -	39.238	27.325	1:06.563	88.72	0.536	09:50:11.012

P8 12 EP3 Spencer STEVENSON		Honda Civic EP3				
IDEAL LAP TIME : 1:05.843		BEST LAP TIME : 1:06.017				
		DIFFERENCE : 0.174				
LAP	SECTOR 1	SECTOR 2	LAP TIME	MPH	DIFF	TIME OF DAY
1 -		27.069	1:09.317	85.19	3.300	09:35:44.308
2 -	39.937	27.061	1:06.998	88.14	0.981	09:36:51.306
3 -	39.676	26.931	1:06.607	88.66	0.590	09:37:57.913
4 -	40.232	27.339	1:07.571	87.39	1.554	09:39:05.484
5 -	40.008	26.696	1:06.704	88.53	0.687	09:40:12.188
6 -	39.626	27.060	1:06.686	88.55	0.669	09:41:18.874
7 -	40.119	27.455	1:07.574	87.39	1.557	09:42:26.448
8 -	39.579	27.069	1:06.648	88.60	0.631	09:43:33.096
9 -	39.193	26.913	1:06.106 (3)	89.33	0.089	09:44:39.202
10 -	39.147	26.896	1:06.043 (2)	89.42	0.026	09:45:45.245
11 -	39.480	27.169	1:06.649	88.60	0.632	09:46:51.894
12 -	39.217	26.800	1:06.017 (1)	89.45		09:47:57.911
13 -	39.189	27.134	1:06.323	89.04	0.306	09:49:04.234
14 -	39.653	27.127	1:06.780	88.43	0.763	09:50:11.014

P9 19 EP3 Jack RUDELL		Honda Civic EP3				
IDEAL LAP TIME : 1:05.816		BEST LAP TIME : 1:06.023				
		DIFFERENCE : 0.207				
LAP	SECTOR 1	SECTOR 2	LAP TIME	MPH	DIFF	TIME OF DAY
1 -		27.189	1:11.931	82.10	5.908	09:35:46.922
2 -	40.160	27.161	1:07.321	87.72	1.298	09:36:54.243
3 -	40.390	26.793	1:07.183	87.90	1.160	09:38:01.426
4 -	39.442	26.968	1:06.410	88.92	0.387	09:39:07.836
5 -	39.754	26.879	1:06.633	88.62	0.610	09:40:14.469
6 -	39.544	26.941	1:06.485	88.82	0.462	09:41:20.954
7 -	39.432	27.100	1:06.532	88.76	0.509	09:42:27.486
8 -	39.641	26.731	1:06.372	88.97	0.349	09:43:33.858
9 -	39.282	26.797	1:06.079 (2)	89.37	0.056	09:44:39.937
10 -	39.326	26.697	1:06.023 (1)	89.44		09:45:45.960
11 -	39.119	27.102	1:06.221	89.18	0.198	09:46:52.181
12 -	39.395	27.100	1:06.495	88.81	0.472	09:47:58.676
13 -	39.273	27.203	1:06.476	88.83	0.453	09:49:05.152
14 -	39.252	26.942	1:06.194 (3)	89.21	0.171	09:50:11.346

Milltek Sport Civic Cup Championship

RACE 9 - SECTOR ANALYSIS



SECTOR 1 = FL to I1, SECTOR 2 = I1 to FL, DIFF = Difference To Personal Best Lap, P = Crossed Finish Line in Pit Lane, D = Time Disallowed

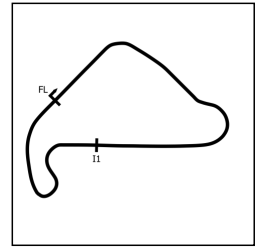
P10 92 FN2 Wesley SWAIN			Honda Civic FN2			
IDEAL LAP TIME : 1:05.966		BEST LAP TIME : 1:06.146		DIFFERENCE : 0.180		
LAP	SECTOR 1	SECTOR 2	LAP TIME	MPH	DIFF	TIME OF DAY
1 -		27.167	1:12.489	81.46	6.343	09:35:47.480
2 -	39.815	27.061	1:06.876	88.30	0.730	09:36:54.356
3 -	39.653	26.731	1:06.384	88.96	0.238	09:38:00.740
4 -	39.385	27.392	1:06.777	88.43	0.631	09:39:07.517
5 -	39.461	26.791	1:06.252 (3)	89.13	0.106	09:40:13.769
6 -	39.584	27.019	1:06.603	88.66	0.457	09:41:20.372
7 -	39.696	27.406	1:07.102	88.01	0.956	09:42:27.474
8 -	40.278	26.824	1:07.102	88.01	0.956	09:43:34.576
9 -	39.500	26.880	1:06.380	88.96	0.234	09:44:40.956
10 -	39.357	26.923	1:06.280	89.10	0.134	09:45:47.236
11 -	39.251	26.980	1:06.231 (2)	89.16	0.085	09:46:53.467
12 -	39.235	26.911	1:06.146 (1)	89.28		09:47:59.613
13 -	39.383	27.214	1:06.597	88.67	0.451	09:49:06.210
14 -	39.267	27.073	1:06.340	89.02	0.194	09:50:12.550

P11 37 EP3 Josh BROMLEY			Honda Civic EP3			
IDEAL LAP TIME : 1:05.679		BEST LAP TIME : 1:05.908		DIFFERENCE : 0.229		
LAP	SECTOR 1	SECTOR 2	LAP TIME	MPH	DIFF	TIME OF DAY
1 -		26.947	1:09.785	84.62	3.877	09:35:44.776
2 -	39.678	27.079	1:06.757	88.46	0.849	09:36:51.533
3 -	39.758	27.012	1:06.770	88.44	0.862	09:37:58.303
4 -	39.591	27.341	1:06.932	88.23	1.024	09:39:05.235
5 -	40.154	27.034	1:07.188	87.89	1.280	09:40:12.423
6 -	39.332	27.070	1:06.402	88.93	0.494	09:41:18.825
7 -	39.844	27.010	1:06.854	88.33	0.946	09:42:25.679
8 -	39.593	26.728	1:06.321	89.04	0.413	09:43:32.000
9 -	38.951	27.094	1:06.045 (2)	89.41	0.137	09:44:38.045
10 -	39.600	26.749	1:06.349	89.00	0.441	09:45:44.394
11 -	39.255	26.906	1:06.161	89.26	0.253	09:46:50.555
12 -	39.327	26.923	1:06.250	89.14	0.342	09:47:56.805
13 -	39.149	26.920	1:06.069 (3)	89.38	0.161	09:49:02.874
14 -	39.059	26.849	1:05.908 (1)	89.60		09:50:08.782

P12 97 EP3 Alex KITE			Honda Civic EP3			
IDEAL LAP TIME : 1:05.849		BEST LAP TIME : 1:06.047		DIFFERENCE : 0.198		
LAP	SECTOR 1	SECTOR 2	LAP TIME	MPH	DIFF	TIME OF DAY
1 -		26.852	1:12.223	81.76	6.176	09:35:47.214
2 -	39.939	27.141	1:07.080	88.03	1.033	09:36:54.294
3 -	39.538	26.509	1:06.047 (1)	89.41		09:38:00.341
4 -	39.743	27.528	1:07.271	87.78	1.224	09:39:07.612
5 -	39.856	26.748	1:06.604	88.66	0.557	09:40:14.216
6 -	39.552	27.003	1:06.555	88.73	0.508	09:41:20.771
7 -	39.918	27.145	1:07.063	88.06	1.016	09:42:27.834
8 -	40.320	26.966	1:07.286	87.76	1.239	09:43:35.120
9 -	39.695	26.749	1:06.444	88.88	0.397	09:44:41.564
10 -	39.839	26.828	1:06.667	88.58	0.620	09:45:48.231
11 -	39.746	26.737	1:06.483	88.82	0.436	09:46:54.714
12 -	39.340	26.758	1:06.098 (2)	89.34	0.051	09:48:00.812
13 -	39.501	26.897	1:06.398 (3)	88.94	0.351	09:49:07.210
14 -	39.700	27.282	1:06.982	88.16	0.935	09:50:14.192

Milltek Sport Civic Cup Championship

RACE 9 - SECTOR ANALYSIS



SECTOR 1 = FL to I1, SECTOR 2 = I1 to FL, DIFF = Difference To Personal Best Lap, P = Crossed Finish Line in Pit Lane, D = Time Disallowed

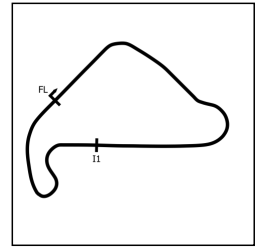
P13 333 FN2 Harry ENGLAND			Honda Civic FN2			
IDEAL LAP TIME : 1:05.897		BEST LAP TIME : 1:05.986		DIFFERENCE : 0.089		
LAP	SECTOR 1	SECTOR 2	LAP TIME	MPH	DIFF	TIME OF DAY
1 -		27.134	1:13.449	80.40	7.463	09:35:48.440
2 -	39.397	26.957	1:06.354 (3)	89.00	0.368	09:36:54.794
3 -	40.017	27.258	1:07.275	87.78	1.289	09:38:02.069
4 -	39.559	26.996	1:06.555	88.73	0.569	09:39:08.624
5 -	40.117	27.232	1:07.349	87.68	1.363	09:40:15.973
6 -	39.230	27.332	1:06.562	88.72	0.576	09:41:22.535
7 -	39.449	27.008	1:06.457	88.86	0.471	09:42:28.992
8 -	39.284	27.394	1:06.678	88.56	0.692	09:43:35.670
9 -	40.040	27.518	1:07.558	87.41	1.572	09:44:43.228
10 -	39.336	27.074	1:06.410	88.92	0.424	09:45:49.638
11 -	39.317	27.072	1:06.389	88.95	0.403	09:46:56.027
12 -	38.940	27.046	1:05.986 (1)	89.49		09:48:02.013
13 -	39.268	27.199	1:06.467	88.85	0.481	09:49:08.480
14 -	38.977	27.335	1:06.312 (2)	89.05	0.326	09:50:14.792

P14 495 FN2 Mark HUGHES			Honda Civic FN2			
IDEAL LAP TIME : 1:06.335		BEST LAP TIME : 1:06.394		DIFFERENCE : 0.059		
LAP	SECTOR 1	SECTOR 2	LAP TIME	MPH	DIFF	TIME OF DAY
1 -		27.540	1:13.733	80.09	7.339	09:35:48.724
2 -	40.465	27.150	1:07.615	87.34	1.221	09:36:56.339
3 -	39.584	27.193	1:06.777	88.43	0.383	09:38:03.116
4 -	39.496	27.014	1:06.510 (2)	88.79	0.116	09:39:09.626
5 -	39.572	27.147	1:06.719	88.51	0.325	09:40:16.345
6 -	39.626	27.025	1:06.651 (3)	88.60	0.257	09:41:22.996
7 -	39.321	27.073	1:06.394 (1)	88.94		09:42:29.390
8 -	39.703	27.091	1:06.794	88.41	0.400	09:43:36.184
9 -	39.799	27.492	1:07.291	87.76	0.897	09:44:43.475
10 -	39.572	27.459	1:07.031	88.10	0.637	09:45:50.506
11 -	40.211	27.877	1:08.088	86.73	1.694	09:46:58.594
12 -	40.038	27.101	1:07.139	87.96	0.745	09:48:05.733
13 -	39.699	27.678	1:07.377	87.65	0.983	09:49:13.110
14 -	40.059	27.402	1:07.461	87.54	1.067	09:50:20.571

P15 127 EP3 Scott SMITH			Honda Civic EP3			
IDEAL LAP TIME : 1:06.076		BEST LAP TIME : 1:06.076		DIFFERENCE : 0.000		
LAP	SECTOR 1	SECTOR 2	LAP TIME	MPH	DIFF	TIME OF DAY
1 -		27.348	1:15.726	77.98	9.650	09:35:50.717
2 -	41.423	27.175	1:08.598	86.09	2.522	09:36:59.315
3 -	40.568	27.352	1:07.920	86.95	1.844	09:38:07.235
4 -	39.714	27.173	1:06.887	88.29	0.811	09:39:14.122
5 -	39.705	27.263	1:06.968	88.18	0.892	09:40:21.090
6 -	39.575	27.685	1:07.260	87.80	1.184	09:41:28.350
7 -	39.380	27.127	1:06.507 (2)	88.79	0.431	09:42:34.857
8 -	39.306	27.276	1:06.582	88.69	0.506	09:43:41.439
9 -	39.985	27.038	1:07.023	88.11	0.947	09:44:48.462
10 -	39.423	27.094	1:06.517 (3)	88.78	0.441	09:45:54.979
11 -	39.177	26.899	1:06.076 (1)	89.37		09:47:01.055
12 -	39.734	27.134	1:06.868	88.31	0.792	09:48:07.923
13 -	39.644	27.345	1:06.989	88.15	0.913	09:49:14.912
14 -	39.351	27.339	1:06.690	88.55	0.614	09:50:21.602

Milltek Sport Civic Cup Championship

RACE 9 - SECTOR ANALYSIS



SECTOR 1 = FL to I1, SECTOR 2 = I1 to FL, DIFF = Difference To Personal Best Lap, P = Crossed Finish Line in Pit Lane, D = Time Disallowed

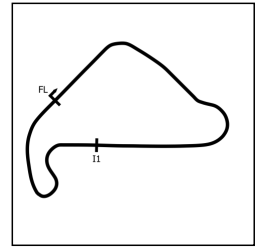
P16 64 EP3 Aydan HASSAN			Honda Civic EP3			
IDEAL LAP TIME : 1:06.319		BEST LAP TIME : 1:06.325		DIFFERENCE : 0.006		
LAP	SECTOR 1	SECTOR 2	LAP TIME	MPH	DIFF	TIME OF DAY
1 -		27.246	1:15.179	78.55	8.854	09:35:50.170
2 -	42.169	27.402	1:09.571	84.88	3.246	09:36:59.741
3 -	40.150	27.563	1:07.713	87.21	1.388	09:38:07.454
4 -	39.783	27.315	1:07.098	88.01	0.773	09:39:14.552
5 -	39.712	27.197	1:06.909	88.26	0.584	09:40:21.461
6 -	39.477	27.043	1:06.520 (2)	88.78	0.195	09:41:27.981
7 -	39.498	27.090	1:06.588 (3)	88.68	0.263	09:42:34.569
8 -	39.458	27.227	1:06.685	88.56	0.360	09:43:41.254
9 -	40.029	27.492	1:07.521	87.46	1.196	09:44:48.775
10 -	39.457	27.637	1:07.094	88.02	0.769	09:45:55.869
11 -	39.276	27.049	1:06.325 (1)	89.04		09:47:02.194
12 -	39.512	27.085	1:06.597	88.67	0.272	09:48:08.791
13 -	39.516	27.125	1:06.641	88.61	0.316	09:49:15.432
14 -	39.535	27.165	1:06.700	88.54	0.375	09:50:22.132

P17 73 EP3 Adam DURANT			Honda Civic EP3			
IDEAL LAP TIME : 1:06.348		BEST LAP TIME : 1:06.459		DIFFERENCE : 0.111		
LAP	SECTOR 1	SECTOR 2	LAP TIME	MPH	DIFF	TIME OF DAY
1 -		27.394	1:14.894	78.85	8.435	09:35:49.885
2 -	40.203	27.125	1:07.328	87.71	0.869	09:36:57.213
3 -	39.827	27.043	1:06.870	88.31	0.411	09:38:04.083
4 -	39.560	27.075	1:06.635 (3)	88.62	0.176	09:39:10.718
5 -	39.442	27.199	1:06.641	88.61	0.182	09:40:17.359
6 -	39.599	27.067	1:06.666	88.58	0.207	09:41:24.025
7 -	39.553	26.906	1:06.459 (1)	88.86		09:42:30.484
8 -	39.554	26.984	1:06.538 (2)	88.75	0.079	09:43:37.022
9 -	39.624	27.205	1:06.829	88.36	0.370	09:44:43.851
10 -	39.629	27.143	1:06.772	88.44	0.313	09:45:50.623
11 -	40.522	27.576	1:08.098	86.72	1.639	09:46:58.721
12 -	40.569	28.004	1:08.573	86.12	2.114	09:48:07.294
13 -	39.582	27.483	1:07.065	88.05	0.606	09:49:14.359
14 -	39.741	30.451	1:10.192	84.13	3.733	09:50:24.551

P18 322 EP3 Jamie PETTERS			Honda Civic EP3			
IDEAL LAP TIME : 1:06.029		BEST LAP TIME : 1:06.128		DIFFERENCE : 0.099		
LAP	SECTOR 1	SECTOR 2	LAP TIME	MPH	DIFF	TIME OF DAY
1 -		27.012	1:13.975	79.83	7.847	09:35:48.966
2 -	40.181	26.954	1:07.135	87.96	1.007	09:36:56.101
3 -	39.502	26.851	1:06.353 (2)	89.00	0.225	09:38:02.454
4 -	39.393	27.054	1:06.447	88.87	0.319	09:39:08.901
5 -	39.729	26.970	1:06.699	88.54	0.571	09:40:15.600
6 -	39.178	26.950	1:06.128 (1)	89.30		09:41:21.728
7 -	39.526	26.916	1:06.442 (3)	88.88	0.314	09:42:28.170
8 -	39.949	27.390	1:07.339	87.70	1.211	09:43:35.509
9 -	40.084	27.286	1:07.370	87.66	1.242	09:44:42.879
10 -	39.852	27.843	1:07.695	87.23	1.567	09:45:50.574
11 -	40.341	27.734	1:08.075	86.75	1.947	09:46:58.649
12 -	40.527	28.484	1:09.011	85.57	2.883	09:48:07.660
13 -	40.820	28.215	1:09.035	85.54	2.907	09:49:16.695
14 -	41.250	28.533	1:09.783	84.62	3.655	09:50:26.478

Milltek Sport Civic Cup Championship

RACE 9 - SECTOR ANALYSIS



SECTOR 1 = FL to I1, SECTOR 2 = I1 to FL, DIFF = Difference To Personal Best Lap, P = Crossed Finish Line in Pit Lane, D = Time Disallowed

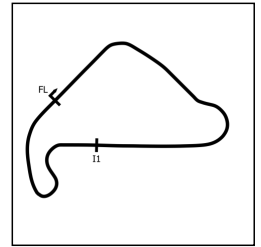
P19 98 EP3		Jordan BRENNAN		Honda Civic EP3		
IDEAL LAP TIME : 1:06.443		BEST LAP TIME : 1:06.443		DIFFERENCE : 0.000		
LAP	SECTOR 1	SECTOR 2	LAP TIME	MPH	DIFF	TIME OF DAY
1 -		27.438	1:14.454	79.31	8.011	09:35:49.445
2 -	40.163	27.326	1:07.489	87.50	1.046	09:36:56.934
3 -	39.895	27.020	1:06.915	88.25	0.472	09:38:03.849
4 -	39.492	27.048	1:06.540 (2)	88.75	0.097	09:39:10.389
5 -	39.506	27.188	1:06.694	88.54	0.251	09:40:17.083
6 -	39.605	27.018	1:06.623 (3)	88.64	0.180	09:41:23.706
7 -	39.489	26.954	1:06.443 (1)	88.88		09:42:30.149
8 -	39.678	27.023	1:06.701	88.53	0.258	09:43:36.850
9 -	40.386	27.076	1:07.462	87.54	1.019	09:44:44.312
10 -	39.750	27.065	1:06.815	88.38	0.372	09:45:51.127
11 -	39.906	27.744	1:07.650	87.29	1.207	09:46:58.777
12 -	40.816	27.966	1:08.782	85.86	2.339	09:48:07.559
13 -	39.860	27.506	1:07.366	87.66	0.923	09:49:14.925
14 -	39.716	27.358	1:07.074	88.04	0.631	09:50:21.999

P20 11 EP3		Dennis STRANDBERG		Honda Civic EP3		
IDEAL LAP TIME : 1:05.997		BEST LAP TIME : 1:06.109		DIFFERENCE : 0.112		
LAP	SECTOR 1	SECTOR 2	LAP TIME	MPH	DIFF	TIME OF DAY
1 -		27.938	1:18.642	75.09	12.533	09:35:53.633
2 -	40.712	27.054	1:07.766	87.14	1.657	09:37:01.399
3 -	39.885	27.259	1:07.144	87.95	1.035	09:38:08.543
4 -	39.818	27.280	1:07.098	88.01	0.989	09:39:15.641
5 -	39.619	27.208	1:06.827	88.37	0.718	09:40:22.468
6 -	39.422	26.865	1:06.287 (2)	89.09	0.178	09:41:28.755
7 -	39.437	27.102	1:06.539	88.75	0.430	09:42:35.294
8 -	39.280	27.208	1:06.488 (3)	88.82	0.379	09:43:41.782
9 -	39.861	27.299	1:07.160	87.93	1.051	09:44:48.942
10 -	39.519	27.119	1:06.638	88.62	0.529	09:45:55.580
11 -	39.132	26.977	1:06.109 (1)	89.33		09:47:01.689
12 -	39.488	27.037	1:06.525	88.77	0.416	09:48:08.214
13 -	39.623	27.700	1:07.323	87.72	1.214	09:49:15.537
14 -	39.609	27.269	1:06.878	88.30	0.769	09:50:22.415

P21 25 EP3		William BUTT		Honda Civic EP3		
IDEAL LAP TIME : 1:07.075		BEST LAP TIME : 1:07.129		DIFFERENCE : 0.054		
LAP	SECTOR 1	SECTOR 2	LAP TIME	MPH	DIFF	TIME OF DAY
1 -		27.605	1:18.055	75.65	10.926	09:35:53.046
2 -	40.311	27.522	1:07.833	87.06	0.704	09:37:00.879
3 -	39.989	27.383	1:07.372 (3)	87.65	0.243	09:38:08.251
4 -	39.692	27.437	1:07.129 (1)	87.97		09:39:15.380
5 -	39.788	27.644	1:07.432	87.57	0.303	09:40:22.812
6 -	39.933	27.409	1:07.342 (2)	87.69	0.213	09:41:30.154
7 -	39.797	27.713	1:07.510	87.47	0.381	09:42:37.664
8 -	39.967	27.614	1:07.581	87.38	0.452	09:43:45.245
9 -	40.279	27.614	1:07.893	86.98	0.764	09:44:53.138
10 -	40.272	27.618	1:07.890	86.98	0.761	09:46:01.028
11 -	40.384	27.463	1:07.847	87.04	0.718	09:47:08.875
12 -	40.462	27.961	1:08.423	86.31	1.294	09:48:17.298
13 -	41.206	27.926	1:09.132	85.42	2.003	09:49:26.430
14 -	40.867	27.670	1:08.537	86.16	1.408	09:50:34.967

Milltek Sport Civic Cup Championship

RACE 9 - SECTOR ANALYSIS



SECTOR 1 = FL to I1, SECTOR 2 = I1 to FL, DIFF = Difference To Personal Best Lap, P = Crossed Finish Line in Pit Lane, D = Time Disallowed

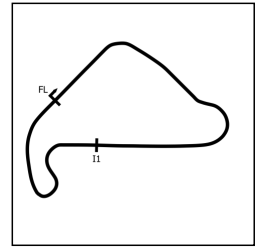
P22 74 EP3 Anthony GANNON			Honda Civic EP3			
IDEAL LAP TIME : 1:07.139		BEST LAP TIME : 1:07.191		DIFFERENCE : 0.052		
LAP	SECTOR 1	SECTOR 2	LAP TIME	MPH	DIFF	TIME OF DAY
1 -		28.227	1:19.550	74.23	12.359	09:35:54.541
2 -	40.621	27.525	1:08.146	86.66	0.955	09:37:02.687
3 -	39.839	27.352	1:07.191 (1)	87.89		09:38:09.878
4 -	39.871	27.530	1:07.401	87.61	0.210	09:39:17.279
5 -	40.062	27.636	1:07.698	87.23	0.507	09:40:24.977
6 -	39.919	27.584	1:07.503	87.48	0.312	09:41:32.480
7 -	40.060	27.577	1:07.637	87.31	0.446	09:42:40.117
8 -	39.787	27.447	1:07.234 (2)	87.83	0.043	09:43:47.351
9 -	39.912	27.467	1:07.379	87.64	0.188	09:44:54.730
10 -	39.968	27.383	1:07.351 (3)	87.68	0.160	09:46:02.081
11 -	40.264	27.388	1:07.652	87.29	0.461	09:47:09.733
12 -	40.114	28.051	1:08.165	86.63	0.974	09:48:17.898
13 -	41.130	27.863	1:08.993	85.59	1.802	09:49:26.891
14 -	41.371	27.493	1:08.864	85.75	1.673	09:50:35.755

P23 727 EP3 Jackson WHITE			Honda Civic EP3			
IDEAL LAP TIME : 1:06.958		BEST LAP TIME : 1:07.182		DIFFERENCE : 0.224		
LAP	SECTOR 1	SECTOR 2	LAP TIME	MPH	DIFF	TIME OF DAY
1 -		27.955	1:18.403	75.32	11.221	09:35:53.394
2 -	40.844	27.517	1:08.361	86.38	1.179	09:37:01.755
3 -	40.789	28.027	1:08.816	85.81	1.634	09:38:10.571
4 -	40.184	27.345	1:07.529 (3)	87.45	0.347	09:39:18.100
5 -	39.799	27.886	1:07.685	87.25	0.503	09:40:25.785
6 -	40.182	27.760	1:07.942	86.92	0.760	09:41:33.727
7 -	39.873	27.732	1:07.605	87.35	0.423	09:42:41.332
8 -	41.263	27.673	1:08.936	85.66	1.754	09:43:50.268
9 -	40.337	27.280	1:07.617	87.33	0.435	09:44:57.885
10 -	40.105	27.680	1:07.785	87.12	0.603	09:46:05.670
11 -	39.775	27.407	1:07.182 (1)	87.90		09:47:12.852
12 -	40.289	27.830	1:08.119	86.69	0.937	09:48:20.971
13 -	40.288	27.183	1:07.471 (2)	87.52	0.289	09:49:28.442
14 -	40.451	27.206	1:07.657	87.28	0.475	09:50:36.099

P24 76 EP3 Simon WELCH			Honda Civic EP3			
IDEAL LAP TIME : 1:06.910		BEST LAP TIME : 1:07.125		DIFFERENCE : 0.215		
LAP	SECTOR 1	SECTOR 2	LAP TIME	MPH	DIFF	TIME OF DAY
1 -		28.367	1:19.461	74.32	12.336	09:35:54.452
2 -	41.586	27.242	1:08.828	85.80	1.703	09:37:03.280
3 -	39.668	27.457	1:07.125 (1)	87.98		09:38:10.405
4 -	39.781	27.436	1:07.217 (2)	87.85	0.092	09:39:17.622
5 -	40.054	27.852	1:07.906	86.96	0.781	09:40:25.528
6 -	40.413	27.414	1:07.827	87.06	0.702	09:41:33.355
7 -	40.042	27.488	1:07.530	87.45	0.405	09:42:40.885
8 -	39.776	27.591	1:07.367 (3)	87.66	0.242	09:43:48.252
9 -	40.176	27.492	1:07.668	87.27	0.543	09:44:55.920
10 -	40.010	28.053	1:08.063	86.76	0.938	09:46:03.983
11 -	39.852	27.636	1:07.488	87.50	0.363	09:47:11.471
12 -	56.714	IN PIT	1:37.914 P	60.31	30.789	09:48:49.385
13 -	OUTLAP	28.295	2:07.136	46.45	1:00.011	09:50:56.521

Milltek Sport Civic Cup Championship

RACE 9 - SECTOR ANALYSIS



SECTOR 1 = FL to I1, SECTOR 2 = I1 to FL, DIFF = Difference To Personal Best Lap, P = Crossed Finish Line in Pit Lane, D = Time Disallowed

P25 223 EP3 Garry TOWNSEND			Honda Civic EP3			
IDEAL LAP TIME : 1:06.896		BEST LAP TIME : 1:07.160		DIFFERENCE : 0.264		
LAP	SECTOR 1	SECTOR 2	LAP TIME	MPH	DIFF	TIME OF DAY
1 -		28.062	1:39.811	59.16	32.651	09:36:14.802
2 -	41.047	27.521	1:08.568	86.12	1.408	09:37:23.370
3 -	41.591	27.895	1:09.486	84.99	2.326	09:38:32.856
4 -	41.147	27.599	1:08.746	85.90	1.586	09:39:41.602
5 -	40.444	27.347	1:07.791	87.11	0.631	09:40:49.393
6 -	40.202	27.227	1:07.429 (3)	87.58	0.269	09:41:56.822
7 -	40.133	27.710	1:07.843	87.04	0.683	09:43:04.665
8 -	39.966	27.499	1:07.465	87.53	0.305	09:44:12.130
9 -	39.669	27.583	1:07.252 (2)	87.81	0.092	09:45:19.382
10 -	39.823	27.337	1:07.160 (1)	87.93		09:46:26.542
11 -	50.401	IN PIT	1:26.252 P	68.46	19.092	09:47:52.794
12 -	OUTLAP	27.652	2:44.613	35.87	1:37.453	09:50:37.407

P26 1 EP3 Max EDMUNDSON			Honda Civic EP3			
IDEAL LAP TIME : 1:05.784		BEST LAP TIME : 1:05.987		DIFFERENCE : 0.203		
LAP	SECTOR 1	SECTOR 2	LAP TIME	MPH	DIFF	TIME OF DAY
1 -		27.261	1:11.183	82.96	5.196	09:35:46.174
2 -	39.404	26.873	1:06.277 (3)	89.10	0.290	09:36:52.451
3 -	39.391	26.760	1:06.151 (2)	89.27	0.164	09:37:58.602
4 -	39.540	27.052	1:06.592	88.68	0.605	09:39:05.194
5 -	39.360	26.627	1:05.987 (1)	89.49		09:40:11.181
6 -	39.157	27.652	1:06.809	88.39	0.822	09:41:17.990
7 -	40.850	27.469	1:08.319	86.44	2.332	09:42:26.309
8 -	41.693	27.509	1:09.202	85.33	3.215	09:43:35.511
9 -	40.944	27.418	1:08.362	86.38	2.375	09:44:43.873
10 -	40.292	27.427	1:07.719	87.20	1.732	09:45:51.592
11 -	41.124	27.525	1:08.649	86.02	2.662	09:47:00.241
12 -	40.866	IN PIT	1:14.987 P	78.75	9.000	09:48:15.228

Milltek Sport Civic Cup Championship

RACE 9 - BEST SECTORS

SECTOR 1			SECTOR 2			IDEAL / BEST COMPARISON						
POS	NO	NAME	TIME	NO	NAME	TIME	POS	NO	NAME	IDEAL	BEST	DIFF
									PERFECT LAP	1:05.346		
1	66	MARSHALL	38.837	97	KITE	26.509	1	45	CAMP	1:05.484	1:05.647	0.163
2	99	FILES	38.861	38	KENT	26.554	2	38	KENT	1:05.521	1:05.651	0.130
3	45	CAMP	38.900	45	CAMP	26.584	3	66	MARSHALL	1:05.525	1:05.755	0.230
4	333	ENGLAND	38.940	54	CATON	26.621	4	99	FILES	1:05.569	1:05.602	0.033
5	37	BROMLEY	38.951	1	EDMUNDSON	26.627	5	54	CATON	1:05.573	1:05.630	0.057
6	54	CATON	38.952	66	MARSHALL	26.688	6	37	BROMLEY	1:05.679	1:05.908	0.229
7	38	KENT	38.967	12	STEVENSON	26.696	7	86	PETTERS	1:05.751	1:06.027	0.276
8	86	PETTERS	39.039	19	RUDELL	26.697	8	1	EDMUNDSON	1:05.784	1:05.987	0.203
9	19	RUDELL	39.119	42	REDFORD	26.702	9	19	RUDELL	1:05.816	1:06.023	0.207
10	11	STRANDBERG	39.132	99	FILES	26.708	10	12	STEVENSON	1:05.843	1:06.017	0.174
11	12	STEVENSON	39.147	86	PETTERS	26.712	11	97	KITE	1:05.849	1:06.047	0.198
12	1	EDMUNDSON	39.157	37	BROMLEY	26.728	12	333	ENGLAND	1:05.897	1:05.986	0.089
13	127	SMITH	39.177	92	SWAIN	26.731	13	42	REDFORD	1:05.965	1:06.042	0.077
14	322	PETTERS	39.178	322	PETTERS	26.851	14	92	SWAIN	1:05.966	1:06.146	0.180
15	92	SWAIN	39.235	11	STRANDBERG	26.865	15	11	STRANDBERG	1:05.997	1:06.109	0.112
16	42	REDFORD	39.263	127	SMITH	26.899	16	322	PETTERS	1:06.029	1:06.128	0.099
17	64	HASSAN	39.276	73	DURANT	26.906	17	127	SMITH	1:06.076	1:06.076	0.000
18	495	HUGHES	39.321	98	BRENNAN	26.954	18	64	HASSAN	1:06.319	1:06.325	0.006
19	97	KITE	39.340	333	ENGLAND	26.957	19	495	HUGHES	1:06.335	1:06.394	0.059
20	73	DURANT	39.442	495	HUGHES	27.014	20	73	DURANT	1:06.348	1:06.459	0.111
21	98	BRENNAN	39.489	64	HASSAN	27.043	21	98	BRENNAN	1:06.443	1:06.443	0.000
22	76	WELCH	39.668	727	WHITE	27.183	22	223	TOWNSEND	1:06.896	1:07.160	0.264
23	223	TOWNSEND	39.669	223	TOWNSEND	27.227	23	76	WELCH	1:06.910	1:07.125	0.215
24	25	BUTT	39.692	76	WELCH	27.242	24	727	WHITE	1:06.958	1:07.182	0.224
25	727	WHITE	39.775	74	GANNON	27.352	25	25	BUTT	1:07.075	1:07.129	0.054
26	74	GANNON	39.787	25	BUTT	27.383	26	74	GANNON	1:07.139	1:07.191	0.052

Milltek Sport Civic Cup Championship

RACE 9 - STATISTICS

Competitors Started	26
Planned Start	2024-08-18 @ 09:30:00.000
Actual Start	2024-08-18 @ 09:34:34.990
Finish Time	2024-08-18 @ 09:50:03.434
Track Length	1.6404mi.
Total Laps	359
Total Distance Covered	588.9263mi.

Session Fastest Lap History

NO	CL	NAME	LAP TIME	TIME OF DAY	LAP	VEHICLE
12	EP3	Spencer STEVENSON	1:09.317	09:35:44.304	1	Honda Civic EP3
38	EP3	Lewis KENT	1:06.151	09:36:50.703	2	Honda Civic EP3
38	EP3	Lewis KENT	1:06.087	09:37:56.790	3	Honda Civic EP3
45	FN2	Alistair CAMP	1:05.723	09:37:57.019	3	Honda Civic FN2
45	FN2	Alistair CAMP	1:05.673	09:41:14.648	6	Honda Civic FN2
38	EP3	Lewis KENT	1:05.651	09:43:25.800	8	Honda Civic EP3
45	FN2	Alistair CAMP	1:05.647	09:45:37.984	10	Honda Civic FN2
54	EP3	Harvey CATON	1:05.630	09:46:47.630	11	Honda Civic EP3
99	EP3	Josh FILES	1:05.602	09:46:48.679	11	Honda Civic EP3

Session Leader History

NO	CL	NAME	FROM LAP	LAPS LED	DISTANCE	VEHICLE
12	EP3	Spencer STEVENSON	1	1	1.64 miles	Honda Civic EP3
38	EP3	Lewis KENT	2	12	19.68 miles	Honda Civic EP3
45	FN2	Alistair CAMP	14	1	1.64 miles	Honda Civic FN2

Flag History

TYPE	TIME OF DAY
GREEN	09:34:34.990
FINISH	09:50:03.434

Flag Statistics

TYPE	COUNT	TOTAL LAPS	TOTAL TIME
Green	1	14	17:38.051
Red	0	0	0.000
Safety Car	0	0	0.000
FCY	0	0	0.000

Milltek Sport Civic Cup Championship

RACE 9 - STATISTICS

CLASS : EP3

21 Starters

Fastest Lap History

NO	NAME	LAP TIME	TIME OF DAY	LAP	VEHICLE
12	Spencer STEVENSON	1:09.317	09:35:44.304	1	Honda Civic EP3
38	Lewis KENT	1:06.151	09:36:50.703	2	Honda Civic EP3
38	Lewis KENT	1:06.087	09:37:56.790	3	Honda Civic EP3
97	Alex KITE	1:06.047	09:38:00.370	3	Honda Civic EP3
38	Lewis KENT	1:05.821	09:40:08.689	5	Honda Civic EP3
38	Lewis KENT	1:05.728	09:41:14.416	6	Honda Civic EP3
38	Lewis KENT	1:05.651	09:43:25.800	8	Honda Civic EP3
54	Harvey CATON	1:05.630	09:46:47.630	11	Honda Civic EP3
99	Josh FILES	1:05.602	09:46:48.679	11	Honda Civic EP3

Leader History

NO	NAME	FROM LAP	LAPS LED	DISTANCE	VEHICLE
12	Spencer STEVENSON	1	1	1.64 miles	Honda Civic EP3
38	Lewis KENT	2	13	21.32 miles	Honda Civic EP3

Milltek Sport Civic Cup Championship

RACE 9 - STATISTICS

CLASS : FN2

5 Starters

Fastest Lap History

NO	NAME	LAP TIME	TIME OF DAY	LAP	VEHICLE
45	Alistair CAMP	1:09.996	09:35:44.991	1	Honda Civic FN2
45	Alistair CAMP	1:06.304	09:36:51.296	2	Honda Civic FN2
66	Dave MARSHALL	1:06.275	09:36:52.168	2	Honda Civic FN2
45	Alistair CAMP	1:05.723	09:37:57.019	3	Honda Civic FN2
45	Alistair CAMP	1:05.673	09:41:14.648	6	Honda Civic FN2
45	Alistair CAMP	1:05.647	09:45:37.984	10	Honda Civic FN2

Leader History

NO	NAME	FROM LAP	LAPS LED	DISTANCE	VEHICLE
45	Alistair CAMP	1	14	22.96 miles	Honda Civic FN2

Milltek Sport Civic Cup Championship

RACE 18 - GRID (15 minutes)

ROW 13	26	1:08.295	76 Simon WELCH	25	1:07.511	727 Jackson WHITE
ROW 12	24	1:07.448	74 Anthony GANNON	23	1:06.853	25 William BUTT
ROW 11	22	1:06.774	64 Aydan HASSAN	21	1:06.657	127 Scott SMITH
ROW 10	20	1:06.375	98 Jordan BRENNAN	19	1:06.365	333 Harry ENGLAND
ROW 9	18	1:06.291	73 Adam DURANT	17	1:06.276	223 Garry TOWNSEND
ROW 8	16	1:06.238	11 Dennis STRANDBERG	15	1:06.195	495 Mark HUGHES
ROW 7	14	1:06.138	322 Jamie PETERS	13	1:06.034	97 Alex KITE
ROW 6	12	1:05.861	12 Spencer STEVENSON	11	1:05.837	92 Wesley SWAIN
ROW 5	10	1:05.645	19 Jack RUDELL	9	1:05.595	37 Josh BROMLEY
ROW 4	8	1:05.586	86 Daniel PETERS	7	1:05.496	66 Dave MARSHALL
ROW 3	6	1:05.384	42 Will REDFORD	5	1:05.378	45 Alistair CAMP
ROW 2	4	1:05.340	38 Lewis KENT	3	1:05.326	99 Josh FILES
ROW 1	2	1:05.325	54 Harvey CATON	1	1:05.258	1 Max EDMUNDSON
Pole						

These results are provisional until the conclusion of any judicial and technical matters.

Silverstone National: 1.6404 miles

Clerk Of Course: Andrew Roberts	Stewards:	Timekeeper: Sarah Evans	
---------------------------------	-----------	-------------------------	--

Results can be found at www.tsl-timing.com

Printed - 11:42 Sunday, 18 August 2024



Milltek Sport Civic Cup Championship

RACE 18 - CLASSIFICATION

Race Distance: 14 Laps / 22.96 miles

POS	NO	CL	PIC	NAME	ENTRY	LAPS	TIME	GAP	DIFF	MPH	BEST	ON	GRD	↑↓
1	1	EP3	1	Max EDMUNDSON	Honda Civic EP3	14	15:26.207			89.26	1:05.649	3	1	0
2	99	EP3	2	Josh FILES	Honda Civic EP3	14	15:26.506	0.299	0.299	89.23	1:05.635	7	3	1
3	66	FN2	1	Dave MARSHALL	Honda Civic FN2	14	15:26.955	0.748	0.449	89.19	1:05.545	10	7	4
4	54	EP3	3	Harvey CATON	Honda Civic EP3	14	15:26.997	0.790	0.042	89.19	1:05.607	10	2	-2
5	45	FN2	2	Alistair CAMP	Honda Civic FN2	14	15:27.924	1.717	0.927	89.10	1:05.661	11	5	0
6	38	EP3	4	Lewis KENT	Honda Civic EP3	14	15:29.757	3.550	1.833	88.92	1:05.635	3	4	-2
7	37	EP3	5	Josh BROMLEY	Honda Civic EP3	14	15:33.063	6.856	3.306	88.61	1:06.012	6	9	2
8	42	EP3	6	Will REDFORD	Honda Civic EP3	14	15:36.041	9.834	2.978	88.32	1:06.099	2	6	-2
9	92	FN2	3	Wesley SWAIN	Honda Civic FN2	14	15:36.416	10.209	0.375	88.29	1:06.124	3	11	2
10	12	EP3	7	Spencer STEVENSON	Honda Civic EP3	14	15:36.822	10.615	0.406	88.25	1:06.201	2	12	2
11	86	EP3	8	Daniel PETERS	Honda Civic EP3	14	15:37.433	11.226	0.611	88.19	1:06.085	4	8	-3
12	19	EP3	9	Jack RUDELL	Honda Civic EP3	14	15:38.151	11.944	0.718	88.13	1:06.157	8	10	-2
13	11	EP3	10	Dennis STRANDBERG	Honda Civic EP3	14	15:38.582	12.375	0.431	88.08	1:06.019	5	16	3
14	97	EP3	11	Alex KITE	Honda Civic EP3	14	15:41.562	15.355	2.980	87.81	1:06.088	3	13	-1
15	495	FN2	4	Mark HUGHES	Honda Civic FN2	14	15:41.739	15.532	0.177	87.79	1:06.300	14	15	0
16	127	EP3	12	Scott SMITH	Honda Civic EP3	14	15:42.258	16.051	0.519	87.74	1:06.350	11	21	5
17	73	EP3	13	Adam DURANT	Honda Civic EP3	14	15:46.374	20.167	4.116	87.36	1:06.497	9	18	1
18	64	EP3	14	Aydan HASSAN	Honda Civic EP3	14	15:46.886	20.679	0.512	87.31	1:06.534	5	22	4
19	333	FN2	5	Harry ENGLAND	Honda Civic FN2	14	15:47.570	21.363	0.684	87.25	1:06.512	11	19	0
20	98	EP3	15	Jordan BRENNAN	Honda Civic EP3	14	15:49.681	23.474	2.111	87.06	1:06.660	6	20	0
21	322	EP3	16	Jamie PETERS	Honda Civic EP3	14	15:51.029	24.822	1.348	86.93	1:06.659	4	14	-7
22	25	EP3	17	William BUTT	Honda Civic EP3	14	15:52.958	26.751	1.929	86.76	1:07.016	7	23	1
23	223	EP3	18	Garry TOWNSEND	Honda Civic EP3	14	15:54.153	27.946	1.195	86.65	1:07.076	4	17	-6
24	727	EP3	19	Jackson WHITE	Honda Civic EP3	14	16:01.192	34.985	7.039	86.01	1:07.485	4	25	1
25	76	EP3	20	Simon WELCH	Honda Civic EP3	14	16:02.175	35.968	0.983	85.92	1:07.264	4	26	1

NOT CLASSIFIED

DNF	74	EP3		Anthony GANNON	Honda Civic EP3	5	6:04.797	9 Laps	9 Laps	80.94	1:07.169	4	24	
-----	----	-----	--	----------------	-----------------	---	----------	--------	--------	-------	----------	---	----	--

FASTEST LAP

66	FN2			Dave MARSHALL	Honda Civic FN2	10	1:05.545			90.10 mph		145.00 kph	
54	EP3			Harvey CATON	Honda Civic EP3	10	1:05.607			90.01 mph		144.86 kph	

Weather / Track : Bright / Dry

Date: 18/08/2024 Start: 15:11 Finish: 15:26

These results are provisional until the conclusion of any judicial and technical matters.

Silverstone National: 1.6404 miles

Clerk Of Course: Andrew Roberts	Stewards:	Timekeeper: Sarah Evans	
---------------------------------	-----------	-------------------------	--

Results can be found at www.tsl-timing.com

Printed - 15:30 Sunday, 18 August 2024



Milltek Sport Civic Cup Championship

RACE 18 - LAP CHART

LAP 1 @ 15:12:28.800			LAP 2 @ 15:13:34.732			LAP 3 @ 15:14:40.381			LAP 4 @ 15:15:46.790			LAP 5 @ 15:16:53.035		
NO	BEHIND	LAP TIME	NO	BEHIND	LAP TIME	NO	BEHIND	LAP TIME	NO	BEHIND	LAP TIME	NO	BEHIND	LAP TIME
1		1:08.243	1		1:05.932	1		1:05.649	54		1:06.159	1		1:06.226
54	0.205	1:08.448	54	0.206	1:05.933	54	0.250	1:05.693	1	0.019	1:06.428	54	0.269	1:06.514
99	0.528	1:08.771	99	0.459	1:05.863	99	0.485	1:05.675	45	0.194	1:05.919	99	0.523	1:06.259
45	0.834	1:09.077	45	0.644	1:05.742	45	0.684	1:05.689	99	0.509	1:06.433	45	0.795	1:06.846
38	1.490	1:09.733	38	1.203	1:05.645	38	1.189	1:05.635	38	0.803	1:06.023	38	0.835	1:06.277
66	2.219	1:10.462	66	1.902	1:05.615	66	1.812	1:05.559	66	1.011	1:05.608	66	0.960	1:06.194
42	2.391	1:10.634	42	2.558	1:06.099	42	3.626	1:06.717	37	4.143	1:06.704	37	4.761	1:06.863
37	2.541	1:10.784	37	3.170	1:06.561	37	3.848	1:06.327	42	4.231	1:07.014	42	5.097	1:07.111
92	3.289	1:11.532	92	3.502	1:06.145	92	3.977	1:06.124	92	4.391	1:06.823	92	5.407	1:07.261
12	3.668	1:11.911	12	3.937	1:06.201	12	4.520	1:06.232	12	4.708	1:06.597	12	5.513	1:07.050
97	4.083	1:12.326	97	4.548	1:06.397	97	4.987	1:06.088	97	5.140	1:06.562	86	5.670	1:06.361
19	4.444	1:12.687	19	4.995	1:06.483	19	5.594	1:06.248	86	5.554	1:06.085	97	6.035	1:07.140
86	4.450	1:12.693	86	5.342	1:06.824	86	5.878	1:06.185	19	5.927	1:06.742	19	6.164	1:06.482
495	4.872	1:13.115	495	5.816	1:06.876	11	7.195	1:06.487	11	7.255	1:06.469	11	7.029	1:06.019
11	5.731	1:13.974	11	6.357	1:06.558	495	8.728	1:08.561	495	9.465	1:07.146	495	10.229	1:07.009
223	6.758	1:15.001	322	8.497	1:07.286	322	9.682	1:06.834	322	9.932	1:06.659	127	11.019	1:06.484
98	7.119	1:15.362	98	8.723	1:07.536	127	10.413	1:07.131	127	10.780	1:06.776	322	11.144	1:07.457
322	7.143	1:15.386	127	8.931	1:07.644	98	10.429	1:07.355	98	11.309	1:07.289	64	11.742	1:06.534
127	7.219	1:15.462	64	9.196	1:07.276	64	10.577	1:07.030	64	11.453	1:07.285	98	12.268	1:07.204
64	7.852	1:16.095	223	9.540	1:08.714	73	10.876	1:06.947	73	11.719	1:07.252	73	12.436	1:06.962
73	8.206	1:16.449	73	9.578	1:07.304	223	11.377	1:07.486	223	12.044	1:07.076	223	13.045	1:07.246
333	8.412	1:16.655	333	9.840	1:07.360	333	11.589	1:07.398	333	12.464	1:07.284	333	13.089	1:06.870
25	8.758	1:17.001	74	10.448	1:07.614	25	12.281	1:07.298	25	13.030	1:07.158	25	14.184	1:07.399
74	8.766	1:17.009	25	10.632	1:07.806	74	12.897	1:08.098	74	13.657	1:07.169	76	15.627	1:07.628
76	9.018	1:17.261	76	11.069	1:07.983	76	13.389	1:07.969	76	14.244	1:07.264	727	16.419	1:07.560
727	9.503	1:17.746	727	11.872	1:08.301	727	14.028	1:07.805	727	15.104	1:07.485	74	32.319	1:24.907 P

Milltek Sport Civic Cup Championship

RACE 18 - LAP CHART

LAP 6 @ 15:17:59.182			LAP 7 @ 15:19:05.198			LAP 8 @ 15:20:11.627			LAP 9 @ 15:21:17.522			LAP 10 @ 15:22:23.284		
NO	BEHIND	LAP TIME	NO	BEHIND	LAP TIME	NO	BEHIND	LAP TIME	NO	BEHIND	LAP TIME	NO	BEHIND	LAP TIME
54		1:05.878	54		1:06.016	1		1:06.338	1		1:05.895	1		1:05.762
1	0.389	1:06.536	1	0.091	1:05.718	99	0.549	1:06.755	99	0.344	1:05.690	99	0.306	1:05.724
99	0.604	1:06.228	99	0.223	1:05.635	54	0.559	1:06.988	54	0.803	1:06.139	54	0.648	1:05.607
38	0.803	1:06.115	38	0.815	1:06.028	38	1.028	1:06.642	66	1.120	1:05.959	66	0.903	1:05.545
66	1.306	1:06.493	66	1.520	1:06.230	66	1.056	1:05.965	45	1.448	1:06.068	45	1.447	1:05.761
45	1.316	1:06.668	45	1.710	1:06.410	45	1.275	1:05.994	38	1.892	1:06.759	38	2.084	1:05.954
37	4.626	1:06.012	37	4.845	1:06.235	37	4.500	1:06.084	37	4.764	1:06.159	37	5.206	1:06.204
42	5.733	1:06.783	42	6.145	1:06.428	42	5.997	1:06.281	42	6.425	1:06.323	42	7.135	1:06.472
92	6.070	1:06.810	92	6.417	1:06.363	92	6.319	1:06.331	92	6.738	1:06.314	92	7.398	1:06.422
12	6.251	1:06.885	12	6.788	1:06.553	12	6.689	1:06.330	12	7.169	1:06.375	12	7.683	1:06.276
86	6.461	1:06.938	86	6.977	1:06.532	86	6.851	1:06.303	19	7.774	1:06.419	19	8.206	1:06.194
97	6.884	1:06.996	19	7.522	1:06.531	19	7.250	1:06.157	86	8.954	1:07.998	86	9.545	1:06.353
19	7.007	1:06.990	11	8.043	1:06.861	11	7.914	1:06.300	11	9.004	1:06.985	11	9.919	1:06.677
11	7.198	1:06.316	97	8.528	1:07.660	97	9.365	1:07.266	97	10.468	1:06.998	97	11.579	1:06.873
495	10.789	1:06.707	495	11.375	1:06.602	495	11.411	1:06.465	495	11.914	1:06.398	495	12.756	1:06.604
127	11.301	1:06.429	127	11.897	1:06.612	127	11.901	1:06.433	127	12.364	1:06.358	127	13.195	1:06.593
322	11.856	1:06.859	322	12.682	1:06.842	322	13.380	1:07.127	73	14.885	1:06.497	73	15.708	1:06.585
64	12.234	1:06.639	64	13.053	1:06.835	64	13.468	1:06.844	322	15.376	1:07.891	64	16.697	1:06.978
98	12.781	1:06.660	73	13.902	1:06.935	73	14.283	1:06.810	64	15.481	1:07.908	322	17.112	1:07.498
73	12.983	1:06.694	98	13.965	1:07.200	98	14.794	1:07.258	98	15.819	1:06.920	333	17.797	1:06.684
333	14.251	1:07.309	333	15.010	1:06.775	333	16.057	1:07.476	333	16.875	1:06.713	98	17.833	1:07.776
223	14.739	1:07.841	25	16.301	1:07.016	25	16.971	1:07.099	25	18.339	1:07.263	25	20.050	1:07.473
25	15.301	1:07.264	223	16.680	1:07.957	223	17.554	1:07.303	223	19.320	1:07.661	223	20.889	1:07.331
76	17.261	1:07.781	76	20.745	1:09.500	76	23.031	1:08.715	76	25.269	1:08.133	727	27.656	1:07.864
727	17.823	1:07.551	727	22.381	1:10.574	727	23.667	1:07.715	727	25.554	1:07.782	76	28.529	1:09.022

Milltek Sport Civic Cup Championship

RACE 18 - LAP CHART

LAP 11 @ 15:23:29.004			LAP 12 @ 15:24:34.964			LAP 13 @ 15:25:40.784			LAP 14 @ 15:26:46.764		
NO	BEHIND	LAP TIME	NO	BEHIND	LAP TIME	NO	BEHIND	LAP TIME	NO	BEHIND	LAP TIME
1		1:05.720	1		1:05.960	1		1:05.820	1		1:05.980
99	0.433	1:05.847	99	0.361	1:05.888	99	0.226	1:05.685	99	0.299	1:06.053
54	0.830	1:05.902	54	0.677	1:05.807	54	0.735	1:05.878	66	0.748	1:05.640
66	1.278	1:06.095	66	1.284	1:05.966	66	1.088	1:05.624	54	0.790	1:06.035
45	1.388	1:05.661	45	1.621	1:06.193	45	1.670	1:05.869	45	1.717	1:06.027
38	2.407	1:06.043	38	2.621	1:06.174	38	3.060	1:06.259	38	3.550	1:06.470
37	5.754	1:06.268	37	5.987	1:06.193	37	6.429	1:06.262	37	6.856	1:06.407
42	7.882	1:06.467	42	8.398	1:06.476	42	9.223	1:06.645	42	9.834	1:06.591
92	8.178	1:06.500	92	8.776	1:06.558	92	9.558	1:06.602	92	10.209	1:06.631
12	8.584	1:06.621	12	9.103	1:06.479	12	9.898	1:06.615	12	10.615	1:06.697
19	8.958	1:06.472	19	9.309	1:06.311	19	10.827	1:07.338	86	11.226	1:06.373
86	9.917	1:06.092	86	10.164	1:06.207	86	10.833	1:06.489	19	11.944	1:07.097
11	10.850	1:06.651	11	11.234	1:06.344	11	11.905	1:06.491	11	12.375	1:06.450
97	12.435	1:06.576	97	13.730	1:07.255	97	14.528	1:06.618	97	15.355	1:06.807
495	13.341	1:06.305	495	14.126	1:06.745	495	15.212	1:06.906	495	15.532	1:06.300
127	13.825	1:06.350	127	14.561	1:06.696	127	15.500	1:06.759	127	16.051	1:06.531
73	17.299	1:07.311	73	17.867	1:06.528	73	19.316	1:07.269	73	20.167	1:06.831
64	18.072	1:07.095	64	18.959	1:06.847	64	19.739	1:06.600	64	20.679	1:06.920
322	18.474	1:07.082	333	19.484	1:06.855	333	20.322	1:06.658	333	21.363	1:07.021
333	18.589	1:06.512	322	20.527	1:08.013	98	22.426	1:07.583	98	23.474	1:07.028
98	19.256	1:07.143	98	20.663	1:07.367	322	23.036	1:08.329	322	24.822	1:07.766
25	21.970	1:07.640	25	23.837	1:07.827	25	25.538	1:07.521	25	26.751	1:07.193
223	22.650	1:07.481	223	24.256	1:07.566	223	25.855	1:07.419	223	27.946	1:08.071
727	29.568	1:07.632	727	31.179	1:07.571	727	33.202	1:07.843	727	34.985	1:07.763
76	30.344	1:07.535	76	32.246	1:07.862	76	34.141	1:07.715	76	35.968	1:07.807

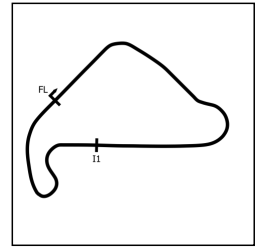
Milltek Sport Civic Cup Championship

RACE 18 - POSITION CHART

No	Name	Lap Pos	Lap													
			1	2	3	4	5	6	7	8	9	10	11	12	13	14
1	EDMUNDSON	1	1	1	1	54	1	54	54	1	1	1	1	1	1	1
54	CATON	2	54	54	54	1	54	1	1	99	99	99	99	99	99	99
99	FILES	3	99	99	99	45	99	99	99	54	54	54	54	54	54	66
38	KENT	4	45	45	45	99	45	38	38	38	66	66	66	66	66	54
45	CAMP	5	38	38	38	38	38	66	66	66	45	45	45	45	45	45
42	REDFORD	6	66	66	66	66	66	45	45	45	38	38	38	38	38	38
66	MARSHALL	7	42	42	42	37	37	37	37	37	37	37	37	37	37	37
86	PETTERS	8	37	37	37	42	42	42	42	42	42	42	42	42	42	42
37	BROMLEY	9	92	92	92	92	92	92	92	92	92	92	92	92	92	92
19	RUDELLE	10	12	12	12	12	12	12	12	12	12	12	12	12	12	12
92	SWAIN	11	97	97	97	97	86	86	86	86	19	19	19	19	19	86
12	STEVENSON	12	19	19	19	86	97	97	19	19	86	86	86	86	86	19
97	KITE	13	86	86	86	19	19	19	11	11	11	11	11	11	11	11
322	PETTERS	14	495	495	11	11	11	11	97	97	97	97	97	97	97	97
495	HUGHES	15	11	11	495	495	495	495	495	495	495	495	495	495	495	495
11	STRANDBERG	16	223	322	322	322	127	127	127	127	127	127	127	127	127	127
223	TOWNSEND	17	98	98	127	127	322	322	322	73	73	73	73	73	73	73
73	DURANT	18	322	127	98	98	64	64	64	64	322	64	64	64	64	64
333	ENGLAND	19	127	64	64	64	98	98	73	73	64	322	322	333	333	333
98	BRENNAN	20	64	223	73	73	73	73	98	98	98	333	333	322	98	98
127	SMITH	21	73	73	223	223	223	333	333	333	333	98	98	98	322	322
64	HASSAN	22	333	333	333	333	333	223	25	25	25	25	25	25	25	25
25	BUTT	23	25	74	25	25	25	25	223	223	223	223	223	223	223	223
74	GANNON	24	74	25	74	74	76	76	76	76	76	727	727	727	727	727
727	WHITE	25	76	76	76	76	727	727	727	727	727	76	76	76	76	76
76	WELCH	26	727	727	727	727	74									

Milltek Sport Civic Cup Championship

RACE 18 - SECTOR ANALYSIS



SECTOR 1 = FL to I1, SECTOR 2 = I1 to FL, DIFF = Difference To Personal Best Lap, P = Crossed Finish Line in Pit Lane, D = Time Disallowed

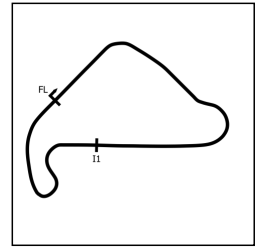
P1		1 EP3		Max EDMUNDSON		Honda Civic EP3	
IDEAL LAP TIME : 1:05.450		BEST LAP TIME : 1:05.649		DIFFERENCE : 0.199			
LAP	SECTOR 1	SECTOR 2	LAP TIME	MPH	DIFF	TIME OF DAY	
1 -		26.708	1:08.243	86.53	2.594	15:12:28.800	
2 -	39.137	26.795	1:05.932	89.57	0.283	15:13:34.732	
3 -	38.952	26.697	1:05.649 (1)	89.95		15:14:40.381	
4 -	39.474	26.954	1:06.428	88.90	0.779	15:15:46.809	
5 -	39.542	26.684	1:06.226	89.17	0.577	15:16:53.035	
6 -	39.687	26.849	1:06.536	88.75	0.887	15:17:59.571	
7 -	38.879	26.839	1:05.718 (2)	89.86	0.069	15:19:05.289	
8 -	39.606	26.732	1:06.338	89.02	0.689	15:20:11.627	
9 -	39.135	26.760	1:05.895	89.62	0.246	15:21:17.522	
10 -	39.099	26.663	1:05.762	89.80	0.113	15:22:23.284	
11 -	39.149	26.571	1:05.720 (3)	89.86	0.071	15:23:29.004	
12 -	39.289	26.671	1:05.960	89.53	0.311	15:24:34.964	
13 -	39.160	26.660	1:05.820	89.72	0.171	15:25:40.784	
14 -	39.212	26.768	1:05.980	89.50	0.331	15:26:46.764	

P2		99 EP3		Josh FILES		Honda Civic EP3	
IDEAL LAP TIME : 1:05.522		BEST LAP TIME : 1:05.635		DIFFERENCE : 0.113			
LAP	SECTOR 1	SECTOR 2	LAP TIME	MPH	DIFF	TIME OF DAY	
1 -		26.675	1:08.771	85.87	3.136	15:12:29.328	
2 -	38.959	26.904	1:05.863	89.66	0.228	15:13:35.191	
3 -	38.971	26.704	1:05.675 (2)	89.92	0.040	15:14:40.866	
4 -	39.273	27.160	1:06.433	88.89	0.798	15:15:47.299	
5 -	39.074	27.185	1:06.259	89.13	0.624	15:16:53.558	
6 -	39.145	27.083	1:06.228	89.17	0.593	15:17:59.786	
7 -	38.901	26.734	1:05.635 (1)	89.97		15:19:05.421	
8 -	39.524	27.231	1:06.755	88.46	1.120	15:20:12.176	
9 -	38.998	26.692	1:05.690	89.90	0.055	15:21:17.866	
10 -	38.889	26.835	1:05.724	89.85	0.089	15:22:23.590	
11 -	39.024	26.823	1:05.847	89.68	0.212	15:23:29.437	
12 -	39.070	26.818	1:05.888	89.63	0.253	15:24:35.325	
13 -	39.052	26.633	1:05.685 (3)	89.90	0.050	15:25:41.010	
14 -	39.224	26.829	1:06.053	89.40	0.418	15:26:47.063	

P3		66 FN2		Dave MARSHALL		Honda Civic FN2	
IDEAL LAP TIME : 1:05.396		BEST LAP TIME : 1:05.545		DIFFERENCE : 0.149			
LAP	SECTOR 1	SECTOR 2	LAP TIME	MPH	DIFF	TIME OF DAY	
1 -		26.948	1:10.462	83.81	4.917	15:12:31.019	
2 -	38.996	26.619	1:05.615	90.00	0.070	15:13:36.634	
3 -	38.789	26.770	1:05.559 (2)	90.08	0.014	15:14:42.193	
4 -	38.795	26.813	1:05.608 (3)	90.01	0.063	15:15:47.801	
5 -	39.231	26.963	1:06.194	89.21	0.649	15:16:53.995	
6 -	39.349	27.144	1:06.493	88.81	0.948	15:18:00.488	
7 -	39.153	27.077	1:06.230	89.16	0.685	15:19:06.718	
8 -	38.916	27.049	1:05.965	89.52	0.420	15:20:12.683	
9 -	39.261	26.698	1:05.959	89.53	0.414	15:21:18.642	
10 -	38.777	26.768	1:05.545 (1)	90.10		15:22:24.187	
11 -	39.066	27.029	1:06.095	89.35	0.550	15:23:30.282	
12 -	39.227	26.739	1:05.966	89.52	0.421	15:24:36.248	
13 -	38.986	26.638	1:05.624	89.99	0.079	15:25:41.872	
14 -	38.857	26.783	1:05.640	89.97	0.095	15:26:47.512	

Milltek Sport Civic Cup Championship

RACE 18 - SECTOR ANALYSIS



SECTOR 1 = FL to I1, SECTOR 2 = I1 to FL, DIFF = Difference To Personal Best Lap, P = Crossed Finish Line in Pit Lane, D = Time Disallowed

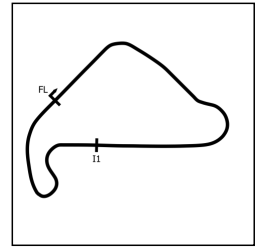
P4 54 EP3 Harvey CATON			Honda Civic EP3			
IDEAL LAP TIME : 1:05.473		BEST LAP TIME : 1:05.607		DIFFERENCE : 0.134		
LAP	SECTOR 1	SECTOR 2	LAP TIME	MPH	DIFF	TIME OF DAY
1 -		26.661	1:08.448	86.27	2.841	15:12:29.005
2 -	39.087	26.846	1:05.933	89.57	0.326	15:13:34.938
3 -	38.931	26.762	1:05.693 (2)	89.89	0.086	15:14:40.631
4 -	39.186	26.973	1:06.159	89.26	0.552	15:15:46.790
5 -	39.480	27.034	1:06.514	88.78	0.907	15:16:53.304
6 -	39.075	26.803	1:05.878	89.64	0.271	15:17:59.182
7 -	39.089	26.927	1:06.016	89.45	0.409	15:19:05.198
8 -	39.772	27.216	1:06.988	88.16	1.381	15:20:12.186
9 -	39.309	26.830	1:06.139	89.29	0.532	15:21:18.325
10 -	38.812	26.795	1:05.607 (1)	90.01		15:22:23.932
11 -	38.957	26.945	1:05.902	89.61	0.295	15:23:29.834
12 -	38.932	26.875	1:05.807 (3)	89.74	0.200	15:24:35.641
13 -	38.980	26.898	1:05.878	89.64	0.271	15:25:41.519
14 -	38.963	27.072	1:06.035	89.43	0.428	15:26:47.554

P5 45 FN2 Alistair CAMP			Honda Civic FN2			
IDEAL LAP TIME : 1:05.452		BEST LAP TIME : 1:05.661		DIFFERENCE : 0.209		
LAP	SECTOR 1	SECTOR 2	LAP TIME	MPH	DIFF	TIME OF DAY
1 -		26.630	1:09.077	85.49	3.416	15:12:29.634
2 -	38.822	26.920	1:05.742 (3)	89.83	0.081	15:13:35.376
3 -	38.947	26.742	1:05.689 (2)	89.90	0.028	15:14:41.065
4 -	39.040	26.879	1:05.919	89.58	0.258	15:15:46.984
5 -	39.537	27.309	1:06.846	88.34	1.185	15:16:53.830
6 -	39.470	27.198	1:06.668	88.58	1.007	15:18:00.498
7 -	39.234	27.176	1:06.410	88.92	0.749	15:19:06.908
8 -	39.050	26.944	1:05.994	89.48	0.333	15:20:12.902
9 -	39.342	26.726	1:06.068	89.38	0.407	15:21:18.970
10 -	39.029	26.732	1:05.761	89.80	0.100	15:22:24.731
11 -	38.887	26.774	1:05.661 (1)	89.94		15:23:30.392
12 -	39.470	26.723	1:06.193	89.21	0.532	15:24:36.585
13 -	38.991	26.878	1:05.869	89.65	0.208	15:25:42.454
14 -	39.127	26.900	1:06.027	89.44	0.366	15:26:48.481

P6 38 EP3 Lewis KENT			Honda Civic EP3			
IDEAL LAP TIME : 1:05.542		BEST LAP TIME : 1:05.635		DIFFERENCE : 0.093		
LAP	SECTOR 1	SECTOR 2	LAP TIME	MPH	DIFF	TIME OF DAY
1 -		27.006	1:09.733	84.68	4.098	15:12:30.290
2 -	38.946	26.699	1:05.645 (2)	89.96	0.010	15:13:35.935
3 -	38.899	26.736	1:05.635 (1)	89.97		15:14:41.570
4 -	38.843	27.180	1:06.023	89.44	0.388	15:15:47.593
5 -	39.263	27.014	1:06.277	89.10	0.642	15:16:53.870
6 -	39.107	27.008	1:06.115	89.32	0.480	15:17:59.985
7 -	39.126	26.902	1:06.028	89.44	0.393	15:19:06.013
8 -	39.172	27.470	1:06.642	88.61	1.007	15:20:12.655
9 -	39.732	27.027	1:06.759	88.46	1.124	15:21:19.414
10 -	39.098	26.856	1:05.954 (3)	89.54	0.319	15:22:25.368
11 -	39.008	27.035	1:06.043	89.42	0.408	15:23:31.411
12 -	39.293	26.881	1:06.174	89.24	0.539	15:24:37.585
13 -	39.306	26.953	1:06.259	89.13	0.624	15:25:43.844
14 -	39.383	27.087	1:06.470	88.84	0.835	15:26:50.314

Milltek Sport Civic Cup Championship

RACE 18 - SECTOR ANALYSIS



SECTOR 1 = FL to I1, SECTOR 2 = I1 to FL, DIFF = Difference To Personal Best Lap, P = Crossed Finish Line in Pit Lane, D = Time Disallowed

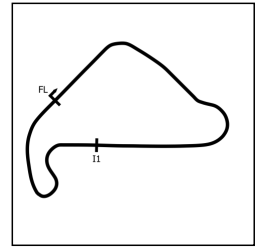
P7 37 EP3 Josh BROMLEY		Honda Civic EP3				
IDEAL LAP TIME : 1:05.908		BEST LAP TIME : 1:06.012				
		DIFFERENCE : 0.104				
LAP	SECTOR 1	SECTOR 2	LAP TIME	MPH	DIFF	TIME OF DAY
1 -		27.075	1:10.784	83.43	4.772	15:12:31.341
2 -	39.485	27.076	1:06.561	88.72	0.549	15:13:37.902
3 -	39.113	27.214	1:06.327	89.03	0.315	15:14:44.229
4 -	39.540	27.164	1:06.704	88.53	0.692	15:15:50.933
5 -	39.806	27.057	1:06.863	88.32	0.851	15:16:57.796
6 -	39.183	26.829	1:06.012 (1)	89.46		15:18:03.808
7 -	39.286	26.949	1:06.235	89.16	0.223	15:19:10.043
8 -	39.237	26.847	1:06.084 (2)	89.36	0.072	15:20:16.127
9 -	39.331	26.828	1:06.159 (3)	89.26	0.147	15:21:22.286
10 -	39.378	26.826	1:06.204	89.20	0.192	15:22:28.490
11 -	39.341	26.927	1:06.268	89.11	0.256	15:23:34.758
12 -	39.398	26.795	1:06.193	89.21	0.181	15:24:40.951
13 -	39.373	26.889	1:06.262	89.12	0.250	15:25:47.213
14 -	39.393	27.014	1:06.407	88.93	0.395	15:26:53.620

P8 42 EP3 Will REDFORD		Honda Civic EP3				
IDEAL LAP TIME : 1:06.065		BEST LAP TIME : 1:06.099				
		DIFFERENCE : 0.034				
LAP	SECTOR 1	SECTOR 2	LAP TIME	MPH	DIFF	TIME OF DAY
1 -		27.097	1:10.634	83.60	4.535	15:12:31.191
2 -	39.297	26.802	1:06.099 (1)	89.34		15:13:37.290
3 -	39.404	27.313	1:06.717	88.51	0.618	15:14:44.007
4 -	39.746	27.268	1:07.014	88.12	0.915	15:15:51.021
5 -	39.980	27.131	1:07.111	87.99	1.012	15:16:58.132
6 -	39.825	26.958	1:06.783	88.43	0.684	15:18:04.915
7 -	39.464	26.964	1:06.428	88.90	0.329	15:19:11.343
8 -	39.357	26.924	1:06.281 (2)	89.10	0.182	15:20:17.624
9 -	39.428	26.895	1:06.323 (3)	89.04	0.224	15:21:23.947
10 -	39.263	27.209	1:06.472	88.84	0.373	15:22:30.419
11 -	39.521	26.946	1:06.467	88.85	0.368	15:23:36.886
12 -	39.556	26.920	1:06.476	88.83	0.377	15:24:43.362
13 -	39.731	26.914	1:06.645	88.61	0.546	15:25:50.007
14 -	39.670	26.921	1:06.591	88.68	0.492	15:26:56.598

P9 92 FN2 Wesley SWAIN		Honda Civic FN2				
IDEAL LAP TIME : 1:06.124		BEST LAP TIME : 1:06.124				
		DIFFERENCE : 0.000				
LAP	SECTOR 1	SECTOR 2	LAP TIME	MPH	DIFF	TIME OF DAY
1 -		27.015	1:11.532	82.55	5.408	15:12:32.089
2 -	39.264	26.881	1:06.145 (2)	89.28	0.021	15:13:38.234
3 -	39.253	26.871	1:06.124 (1)	89.31		15:14:44.358
4 -	39.604	27.219	1:06.823	88.37	0.699	15:15:51.181
5 -	40.061	27.200	1:07.261	87.80	1.137	15:16:58.442
6 -	39.459	27.351	1:06.810	88.39	0.686	15:18:05.252
7 -	39.282	27.081	1:06.363	88.99	0.239	15:19:11.615
8 -	39.295	27.036	1:06.331	89.03	0.207	15:20:17.946
9 -	39.370	26.944	1:06.314 (3)	89.05	0.190	15:21:24.260
10 -	39.413	27.009	1:06.422	88.91	0.298	15:22:30.682
11 -	39.498	27.002	1:06.500	88.80	0.376	15:23:37.182
12 -	39.429	27.129	1:06.558	88.72	0.434	15:24:43.740
13 -	39.475	27.127	1:06.602	88.67	0.478	15:25:50.342
14 -	39.549	27.082	1:06.631	88.63	0.507	15:26:56.973

Milltek Sport Civic Cup Championship

RACE 18 - SECTOR ANALYSIS



SECTOR 1 = FL to I1, SECTOR 2 = I1 to FL, DIFF = Difference To Personal Best Lap, P = Crossed Finish Line in Pit Lane, D = Time Disallowed

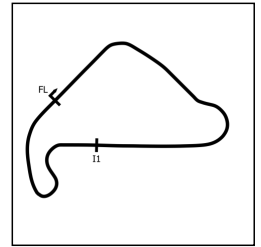
P10 12 EP3		Spencer STEVENSON		Honda Civic EP3		
IDEAL LAP TIME : 1:06.068		BEST LAP TIME : 1:06.201		DIFFERENCE : 0.133		
LAP	SECTOR 1	SECTOR 2	LAP TIME	MPH	DIFF	TIME OF DAY
1 -		27.049	1:11.911	82.12	5.710	15:12:32.468
2 -	39.192	27.009	1:06.201 (1)	89.20		15:13:38.669
3 -	39.315	26.917	1:06.232 (2)	89.16	0.031	15:14:44.901
4 -	39.387	27.210	1:06.597	88.67	0.396	15:15:51.498
5 -	39.663	27.387	1:07.050	88.07	0.849	15:16:58.548
6 -	39.594	27.291	1:06.885	88.29	0.684	15:18:05.433
7 -	39.510	27.043	1:06.553	88.73	0.352	15:19:11.986
8 -	39.285	27.045	1:06.330	89.03	0.129	15:20:18.316
9 -	39.499	26.876	1:06.375	88.97	0.174	15:21:24.691
10 -	39.337	26.939	1:06.276 (3)	89.10	0.075	15:22:30.967
11 -	39.649	26.972	1:06.621	88.64	0.420	15:23:37.588
12 -	39.340	27.139	1:06.479	88.83	0.278	15:24:44.067
13 -	39.374	27.241	1:06.615	88.65	0.414	15:25:50.682
14 -	39.686	27.011	1:06.697	88.54	0.496	15:26:57.379

P11 86 EP3		Daniel PETERS		Honda Civic EP3		
IDEAL LAP TIME : 1:05.919		BEST LAP TIME : 1:06.085		DIFFERENCE : 0.166		
LAP	SECTOR 1	SECTOR 2	LAP TIME	MPH	DIFF	TIME OF DAY
1 -		27.220	1:12.693	81.24	6.608	15:12:33.250
2 -	39.835	26.989	1:06.824	88.37	0.739	15:13:40.074
3 -	39.190	26.995	1:06.185 (3)	89.22	0.100	15:14:46.259
4 -	39.215	26.870	1:06.085 (1)	89.36		15:15:52.344
5 -	39.212	27.149	1:06.361	88.99	0.276	15:16:58.705
6 -	39.650	27.288	1:06.938	88.22	0.853	15:18:05.643
7 -	39.541	26.991	1:06.532	88.76	0.447	15:19:12.175
8 -	39.315	26.988	1:06.303	89.07	0.218	15:20:18.478
9 -	40.713	27.285	1:07.998	86.85	1.913	15:21:26.476
10 -	39.349	27.004	1:06.353	89.00	0.268	15:22:32.829
11 -	39.270	26.822	1:06.092 (2)	89.35	0.007	15:23:38.921
12 -	39.164	27.043	1:06.207	89.20	0.122	15:24:45.128
13 -	39.370	27.119	1:06.489	88.82	0.404	15:25:51.617
14 -	39.618	26.755	1:06.373	88.97	0.288	15:26:57.990

P12 19 EP3		Jack RUDELL		Honda Civic EP3		
IDEAL LAP TIME : 1:06.087		BEST LAP TIME : 1:06.157		DIFFERENCE : 0.070		
LAP	SECTOR 1	SECTOR 2	LAP TIME	MPH	DIFF	TIME OF DAY
1 -		27.328	1:12.687	81.24	6.530	15:12:33.244
2 -	39.536	26.947	1:06.483	88.82	0.326	15:13:39.727
3 -	39.335	26.913	1:06.248 (3)	89.14	0.091	15:14:45.975
4 -	39.465	27.277	1:06.742	88.48	0.585	15:15:52.717
5 -	39.465	27.017	1:06.482	88.83	0.325	15:16:59.199
6 -	39.693	27.297	1:06.990	88.15	0.833	15:18:06.189
7 -	39.644	26.887	1:06.531	88.76	0.374	15:19:12.720
8 -	39.279	26.878	1:06.157 (1)	89.26		15:20:18.877
9 -	39.589	26.830	1:06.419	88.91	0.262	15:21:25.296
10 -	39.300	26.894	1:06.194 (2)	89.21	0.037	15:22:31.490
11 -	39.430	27.042	1:06.472	88.84	0.315	15:23:37.962
12 -	39.257	27.054	1:06.311	89.06	0.154	15:24:44.273
13 -	39.648	27.690	1:07.338	87.70	1.181	15:25:51.611
14 -	40.022	27.075	1:07.097	88.01	0.940	15:26:58.708

Milltek Sport Civic Cup Championship

RACE 18 - SECTOR ANALYSIS



SECTOR 1 = FL to I1, SECTOR 2 = I1 to FL, DIFF = Difference To Personal Best Lap, P = Crossed Finish Line in Pit Lane, D = Time Disallowed

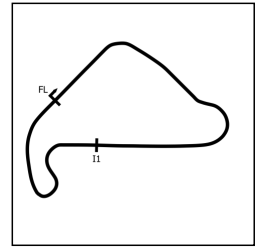
P13 11 EP3 Dennis STRANDBERG			Honda Civic EP3			
IDEAL LAP TIME : 1:06.019		BEST LAP TIME : 1:06.019		DIFFERENCE : 0.000		
LAP	SECTOR 1	SECTOR 2	LAP TIME	MPH	DIFF	TIME OF DAY
1 -		27.176	1:13.974	79.83	7.955	15:12:34.531
2 -	39.370	27.188	1:06.558	88.72	0.539	15:13:41.089
3 -	39.450	27.037	1:06.487	88.82	0.468	15:14:47.576
4 -	39.503	26.966	1:06.469	88.84	0.450	15:15:54.045
5 -	39.163	26.856	1:06.019 (1)	89.45		15:17:00.064
6 -	39.212	27.104	1:06.316 (3)	89.05	0.297	15:18:06.380
7 -	39.859	27.002	1:06.861	88.32	0.842	15:19:13.241
8 -	39.240	27.060	1:06.300 (2)	89.07	0.281	15:20:19.541
9 -	39.824	27.161	1:06.985	88.16	0.966	15:21:26.526
10 -	39.668	27.009	1:06.677	88.57	0.658	15:22:33.203
11 -	39.406	27.245	1:06.651	88.60	0.632	15:23:39.854
12 -	39.337	27.007	1:06.344	89.01	0.325	15:24:46.198
13 -	39.483	27.008	1:06.491	88.81	0.472	15:25:52.689
14 -	39.444	27.006	1:06.450	88.87	0.431	15:26:59.139

P14 97 EP3 Alex KITE			Honda Civic EP3			
IDEAL LAP TIME : 1:06.087		BEST LAP TIME : 1:06.088		DIFFERENCE : 0.001		
LAP	SECTOR 1	SECTOR 2	LAP TIME	MPH	DIFF	TIME OF DAY
1 -		27.085	1:12.326	81.65	6.238	15:12:32.883
2 -	39.509	26.888	1:06.397 (2)	88.94	0.309	15:13:39.280
3 -	39.272	26.816	1:06.088 (1)	89.36		15:14:45.368
4 -	39.355	27.207	1:06.562 (3)	88.72	0.474	15:15:51.930
5 -	39.807	27.333	1:07.140	87.96	1.052	15:16:59.070
6 -	39.645	27.351	1:06.996	88.14	0.908	15:18:06.066
7 -	40.405	27.255	1:07.660	87.28	1.572	15:19:13.726
8 -	40.013	27.253	1:07.266	87.79	1.178	15:20:20.992
9 -	39.968	27.030	1:06.998	88.14	0.910	15:21:27.990
10 -	39.871	27.002	1:06.873	88.31	0.785	15:22:34.863
11 -	39.760	26.816	1:06.576	88.70	0.488	15:23:41.439
12 -	40.185	27.070	1:07.255	87.81	1.167	15:24:48.694
13 -	39.803	26.815	1:06.618	88.64	0.530	15:25:55.312
14 -	39.811	26.996	1:06.807	88.39	0.719	15:27:02.119

P15 495 FN2 Mark HUGHES			Honda Civic FN2			
IDEAL LAP TIME : 1:06.228		BEST LAP TIME : 1:06.300		DIFFERENCE : 0.072		
LAP	SECTOR 1	SECTOR 2	LAP TIME	MPH	DIFF	TIME OF DAY
1 -		27.348	1:13.115	80.77	6.815	15:12:33.672
2 -	39.641	27.235	1:06.876	88.30	0.576	15:13:40.548
3 -	41.015	27.546	1:08.561	86.13	2.261	15:14:49.109
4 -	39.834	27.312	1:07.146	87.95	0.846	15:15:56.255
5 -	39.659	27.350	1:07.009	88.13	0.709	15:17:03.264
6 -	39.570	27.137	1:06.707	88.53	0.407	15:18:09.971
7 -	39.539	27.063	1:06.602	88.67	0.302	15:19:16.573
8 -	39.368	27.097	1:06.465	88.85	0.165	15:20:23.038
9 -	39.293	27.105	1:06.398 (3)	88.94	0.098	15:21:29.436
10 -	39.441	27.163	1:06.604	88.66	0.304	15:22:36.040
11 -	39.260	27.045	1:06.305 (2)	89.06	0.005	15:23:42.345
12 -	39.556	27.189	1:06.745	88.48	0.445	15:24:49.090
13 -	39.553	27.353	1:06.906	88.26	0.606	15:25:55.996
14 -	39.332	26.968	1:06.300 (1)	89.07		15:27:02.296

Milltek Sport Civic Cup Championship

RACE 18 - SECTOR ANALYSIS



SECTOR 1 = FL to I1, SECTOR 2 = I1 to FL, DIFF = Difference To Personal Best Lap, P = Crossed Finish Line in Pit Lane, D = Time Disallowed

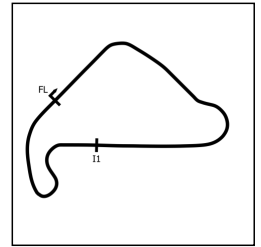
P16 127 EP3 Scott SMITH			Honda Civic EP3			
IDEAL LAP TIME : 1:06.145		BEST LAP TIME : 1:06.350		DIFFERENCE : 0.205		
LAP	SECTOR 1	SECTOR 2	LAP TIME	MPH	DIFF	TIME OF DAY
1 -		27.591	1:15.462	78.26	9.112	15:12:36.019
2 -	40.233	27.411	1:07.644	87.30	1.294	15:13:43.663
3 -	39.745	27.386	1:07.131	87.97	0.781	15:14:50.794
4 -	39.874	26.902	1:06.776	88.43	0.426	15:15:57.570
5 -	39.243	27.241	1:06.484	88.82	0.134	15:17:04.054
6 -	39.459	26.970	1:06.429 (3)	88.90	0.079	15:18:10.483
7 -	39.511	27.101	1:06.612	88.65	0.262	15:19:17.095
8 -	39.307	27.126	1:06.433	88.89	0.083	15:20:23.528
9 -	39.303	27.055	1:06.358 (2)	88.99	0.008	15:21:29.886
10 -	39.487	27.106	1:06.593	88.68	0.243	15:22:36.479
11 -	39.257	27.093	1:06.350 (1)	89.00		15:23:42.829
12 -	39.465	27.231	1:06.696	88.54	0.346	15:24:49.525
13 -	39.495	27.264	1:06.759	88.46	0.409	15:25:56.284
14 -	39.550	26.981	1:06.531	88.76	0.181	15:27:02.815

P17 73 EP3 Adam DURANT			Honda Civic EP3			
IDEAL LAP TIME : 1:06.478		BEST LAP TIME : 1:06.497		DIFFERENCE : 0.019		
LAP	SECTOR 1	SECTOR 2	LAP TIME	MPH	DIFF	TIME OF DAY
1 -		27.909	1:16.449	77.24	9.952	15:12:37.006
2 -	39.658	27.646	1:07.304	87.74	0.807	15:13:44.310
3 -	39.744	27.203	1:06.947	88.21	0.450	15:14:51.257
4 -	40.011	27.241	1:07.252	87.81	0.755	15:15:58.509
5 -	39.769	27.193	1:06.962	88.19	0.465	15:17:05.471
6 -	39.531	27.163	1:06.694	88.54	0.197	15:18:12.165
7 -	39.622	27.313	1:06.935	88.22	0.438	15:19:19.100
8 -	39.814	26.996	1:06.810	88.39	0.313	15:20:25.910
9 -	39.524	26.973	1:06.497 (1)	88.81		15:21:32.407
10 -	39.631	26.954	1:06.585 (3)	88.69	0.088	15:22:38.992
11 -	39.676	27.635	1:07.311	87.73	0.814	15:23:46.303
12 -	39.551	26.977	1:06.528 (2)	88.76	0.031	15:24:52.831
13 -	40.039	27.230	1:07.269	87.79	0.772	15:26:00.100
14 -	39.784	27.047	1:06.831	88.36	0.334	15:27:06.931

P18 64 EP3 Aydan HASSAN			Honda Civic EP3			
IDEAL LAP TIME : 1:06.340		BEST LAP TIME : 1:06.534		DIFFERENCE : 0.194		
LAP	SECTOR 1	SECTOR 2	LAP TIME	MPH	DIFF	TIME OF DAY
1 -		27.582	1:16.095	77.60	9.561	15:12:36.652
2 -	39.820	27.456	1:07.276	87.78	0.742	15:13:43.928
3 -	39.652	27.378	1:07.030	88.10	0.496	15:14:50.958
4 -	40.095	27.190	1:07.285	87.77	0.751	15:15:58.243
5 -	39.552	26.982	1:06.534 (1)	88.76		15:17:04.777
6 -	39.470	27.169	1:06.639 (3)	88.62	0.105	15:18:11.416
7 -	39.634	27.201	1:06.835	88.36	0.301	15:19:18.251
8 -	39.427	27.417	1:06.844	88.35	0.310	15:20:25.095
9 -	40.238	27.670	1:07.908	86.96	1.374	15:21:33.003
10 -	40.065	26.913	1:06.978	88.17	0.444	15:22:39.981
11 -	39.950	27.145	1:07.095	88.01	0.561	15:23:47.076
12 -	39.533	27.314	1:06.847	88.34	0.313	15:24:53.923
13 -	39.545	27.055	1:06.600 (2)	88.67	0.066	15:26:00.523
14 -	39.647	27.273	1:06.920	88.24	0.386	15:27:07.443

Milltek Sport Civic Cup Championship

RACE 18 - SECTOR ANALYSIS



SECTOR 1 = FL to I1, SECTOR 2 = I1 to FL, DIFF = Difference To Personal Best Lap, P = Crossed Finish Line in Pit Lane, D = Time Disallowed

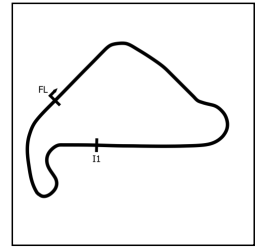
P19 333 FN2 Harry ENGLAND			Honda Civic FN2			
IDEAL LAP TIME : 1:06.244		BEST LAP TIME : 1:06.512		DIFFERENCE : 0.268		
LAP	SECTOR 1	SECTOR 2	LAP TIME	MPH	DIFF	TIME OF DAY
1 -		28.698	1:16.655	77.04	10.143	15:12:37.212
2 -	39.643	27.717	1:07.360	87.67	0.848	15:13:44.572
3 -	39.983	27.415	1:07.398	87.62	0.886	15:14:51.970
4 -	39.650	27.634	1:07.284	87.77	0.772	15:15:59.254
5 -	39.374	27.496	1:06.870	88.31	0.358	15:17:06.124
6 -	40.244	27.065	1:07.309	87.73	0.797	15:18:13.433
7 -	39.520	27.255	1:06.775	88.44	0.263	15:19:20.208
8 -	40.260	27.216	1:07.476	87.52	0.964	15:20:27.684
9 -	39.359	27.354	1:06.713	88.52	0.201	15:21:34.397
10 -	39.179	27.505	1:06.684 (3)	88.56	0.172	15:22:41.081
11 -	39.257	27.255	1:06.512 (1)	88.79		15:23:47.593
12 -	39.708	27.147	1:06.855	88.33	0.343	15:24:54.448
13 -	39.506	27.152	1:06.658 (2)	88.59	0.146	15:26:01.106
14 -	39.763	27.258	1:07.021	88.11	0.509	15:27:08.127

P20 98 EP3 Jordan BRENNAN			Honda Civic EP3			
IDEAL LAP TIME : 1:06.533		BEST LAP TIME : 1:06.660		DIFFERENCE : 0.127		
LAP	SECTOR 1	SECTOR 2	LAP TIME	MPH	DIFF	TIME OF DAY
1 -		27.669	1:15.362	78.36	8.702	15:12:35.919
2 -	40.230	27.306	1:07.536	87.44	0.876	15:13:43.455
3 -	39.967	27.388	1:07.355	87.67	0.695	15:14:50.810
4 -	40.065	27.224	1:07.289	87.76	0.629	15:15:58.099
5 -	39.841	27.363	1:07.204	87.87	0.544	15:17:05.303
6 -	39.506	27.154	1:06.660 (1)	88.59		15:18:11.963
7 -	39.855	27.345	1:07.200	87.88	0.540	15:19:19.163
8 -	40.049	27.209	1:07.258	87.80	0.598	15:20:26.421
9 -	39.694	27.226	1:06.920 (2)	88.24	0.260	15:21:33.341
10 -	40.112	27.664	1:07.776	87.13	1.116	15:22:41.117
11 -	39.812	27.331	1:07.143	87.95	0.483	15:23:48.260
12 -	39.799	27.568	1:07.367	87.66	0.707	15:24:55.627
13 -	40.556	27.027	1:07.583	87.38	0.923	15:26:03.210
14 -	39.712	27.316	1:07.028 (3)	88.10	0.368	15:27:10.238

P21 322 EP3 Jamie PETTERS			Honda Civic EP3			
IDEAL LAP TIME : 1:06.438		BEST LAP TIME : 1:06.659		DIFFERENCE : 0.221		
LAP	SECTOR 1	SECTOR 2	LAP TIME	MPH	DIFF	TIME OF DAY
1 -		27.617	1:15.386	78.33	8.727	15:12:35.943
2 -	40.292	26.994	1:07.286	87.76	0.627	15:13:43.229
3 -	39.684	27.150	1:06.834 (2)	88.36	0.175	15:14:50.063
4 -	39.444	27.215	1:06.659 (1)	88.59		15:15:56.722
5 -	39.834	27.623	1:07.457	87.54	0.798	15:17:04.179
6 -	39.809	27.050	1:06.859	88.33	0.200	15:18:11.038
7 -	39.627	27.215	1:06.842 (3)	88.35	0.183	15:19:17.880
8 -	39.686	27.441	1:07.127	87.97	0.468	15:20:25.007
9 -	40.336	27.555	1:07.891	86.98	1.232	15:21:32.898
10 -	40.243	27.255	1:07.498	87.49	0.839	15:22:40.396
11 -	39.833	27.249	1:07.082	88.03	0.423	15:23:47.478
12 -	40.515	27.498	1:08.013	86.83	1.354	15:24:55.491
13 -	40.897	27.432	1:08.329	86.42	1.670	15:26:03.820
14 -	40.091	27.675	1:07.766	87.14	1.107	15:27:11.586

Milltek Sport Civic Cup Championship

RACE 18 - SECTOR ANALYSIS



SECTOR 1 = FL to I1, SECTOR 2 = I1 to FL, DIFF = Difference To Personal Best Lap, P = Crossed Finish Line in Pit Lane, D = Time Disallowed

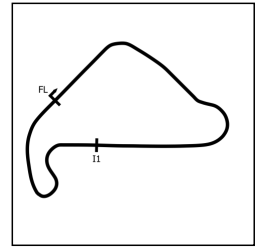
P22 25 EP3 William BUTT			Honda Civic EP3			
IDEAL LAP TIME : 1:06.904		BEST LAP TIME : 1:07.016		DIFFERENCE : 0.112		
LAP	SECTOR 1	SECTOR 2	LAP TIME	MPH	DIFF	TIME OF DAY
1 -		28.323	1:17.001	76.69	9.985	15:12:37.558
2 -	40.241	27.565	1:07.806	87.09	0.790	15:13:45.364
3 -	40.088	27.210	1:07.298	87.75	0.282	15:14:52.662
4 -	39.717	27.441	1:07.158 (3)	87.93	0.142	15:15:59.820
5 -	39.879	27.520	1:07.399	87.62	0.383	15:17:07.219
6 -	39.830	27.434	1:07.264	87.79	0.248	15:18:14.483
7 -	39.829	27.187	1:07.016 (1)	88.12		15:19:21.499
8 -	39.736	27.363	1:07.099 (2)	88.01	0.083	15:20:28.598
9 -	39.883	27.380	1:07.263	87.79	0.247	15:21:35.861
10 -	39.955	27.518	1:07.473	87.52	0.457	15:22:43.334
11 -	39.988	27.652	1:07.640	87.31	0.624	15:23:50.974
12 -	40.392	27.435	1:07.827	87.06	0.811	15:24:58.801
13 -	39.938	27.583	1:07.521	87.46	0.505	15:26:06.322
14 -	39.833	27.360	1:07.193	87.89	0.177	15:27:13.515

P23 223 EP3 Garry TOWNSEND			Honda Civic EP3			
IDEAL LAP TIME : 1:06.976		BEST LAP TIME : 1:07.076		DIFFERENCE : 0.100		
LAP	SECTOR 1	SECTOR 2	LAP TIME	MPH	DIFF	TIME OF DAY
1 -		27.580	1:15.001	78.74	7.925	15:12:35.558
2 -	40.938	27.776	1:08.714	85.94	1.638	15:13:44.272
3 -	40.082	27.404	1:07.486	87.50	0.410	15:14:51.758
4 -	39.682	27.394	1:07.076 (1)	88.04		15:15:58.834
5 -	39.611	27.635	1:07.246 (2)	87.82	0.170	15:17:06.080
6 -	40.428	27.413	1:07.841	87.05	0.765	15:18:13.921
7 -	40.299	27.658	1:07.957	86.90	0.881	15:19:21.878
8 -	39.938	27.365	1:07.303 (3)	87.74	0.227	15:20:29.181
9 -	40.008	27.653	1:07.661	87.28	0.585	15:21:36.842
10 -	39.880	27.451	1:07.331	87.71	0.255	15:22:44.173
11 -	39.970	27.511	1:07.481	87.51	0.405	15:23:51.654
12 -	40.069	27.497	1:07.566	87.40	0.490	15:24:59.220
13 -	39.827	27.592	1:07.419	87.59	0.343	15:26:06.639
14 -	40.642	27.429	1:08.071	86.75	0.995	15:27:14.710

P24 727 EP3 Jackson WHITE			Honda Civic EP3			
IDEAL LAP TIME : 1:07.215		BEST LAP TIME : 1:07.485		DIFFERENCE : 0.270		
LAP	SECTOR 1	SECTOR 2	LAP TIME	MPH	DIFF	TIME OF DAY
1 -		28.378	1:17.746	75.96	10.261	15:12:38.303
2 -	40.363	27.938	1:08.301	86.46	0.816	15:13:46.604
3 -	40.096	27.709	1:07.805	87.09	0.320	15:14:54.409
4 -	40.116	27.369	1:07.485 (1)	87.51		15:16:01.894
5 -	40.115	27.445	1:07.560 (3)	87.41	0.075	15:17:09.454
6 -	39.872	27.679	1:07.551 (2)	87.42	0.066	15:18:17.005
7 -	42.996	27.578	1:10.574	83.68	3.089	15:19:27.579
8 -	40.335	27.380	1:07.715	87.21	0.230	15:20:35.294
9 -	40.170	27.612	1:07.782	87.12	0.297	15:21:43.076
10 -	40.307	27.557	1:07.864	87.02	0.379	15:22:50.940
11 -	40.245	27.387	1:07.632	87.32	0.147	15:23:58.572
12 -	40.228	27.343	1:07.571	87.39	0.086	15:25:06.143
13 -	40.260	27.583	1:07.843	87.04	0.358	15:26:13.986
14 -	40.151	27.612	1:07.763	87.15	0.278	15:27:21.749

Milltek Sport Civic Cup Championship

RACE 18 - SECTOR ANALYSIS



SECTOR 1 = FL to I1, SECTOR 2 = I1 to FL, DIFF = Difference To Personal Best Lap, P = Crossed Finish Line in Pit Lane, D = Time Disallowed

P25 76 EP3 Simon WELCH			Honda Civic EP3			
IDEAL LAP TIME : 1:07.264		BEST LAP TIME : 1:07.264		DIFFERENCE : 0.000		
LAP	SECTOR 1	SECTOR 2	LAP TIME	MPH	DIFF	TIME OF DAY
1 -		27.852	1:17.261	76.43	9.997	15:12:37.818
2 -	40.253	27.730	1:07.983	86.86	0.719	15:13:45.801
3 -	40.361	27.608	1:07.969	86.88	0.705	15:14:53.770
4 -	39.907	27.357	1:07.264 (1)	87.79		15:16:01.034
5 -	40.088	27.540	1:07.628 (3)	87.32	0.364	15:17:08.662
6 -	39.931	27.850	1:07.781	87.12	0.517	15:18:16.443
7 -	41.797	27.703	1:09.500	84.97	2.236	15:19:25.943
8 -	40.874	27.841	1:08.715	85.94	1.451	15:20:34.658
9 -	40.356	27.777	1:08.133	86.67	0.869	15:21:42.791
10 -	40.949	28.073	1:09.022	85.56	1.758	15:22:51.813
11 -	39.953	27.582	1:07.535 (2)	87.44	0.271	15:23:59.348
12 -	40.149	27.713	1:07.862	87.02	0.598	15:25:07.210
13 -	40.098	27.617	1:07.715	87.21	0.451	15:26:14.925
14 -	39.969	27.838	1:07.807	87.09	0.543	15:27:22.732

P26 74 EP3 Anthony GANNON			Honda Civic EP3			
IDEAL LAP TIME : 1:06.896		BEST LAP TIME : 1:07.169		DIFFERENCE : 0.273		
LAP	SECTOR 1	SECTOR 2	LAP TIME	MPH	DIFF	TIME OF DAY
1 -		28.123	1:17.009	76.68	9.840	15:12:37.566
2 -	40.053	27.561	1:07.614 (2)	87.34	0.445	15:13:45.180
3 -	40.822	27.276	1:08.098 (3)	86.72	0.929	15:14:53.278
4 -	39.620	27.549	1:07.169 (1)	87.92		15:16:00.447
5 -	49.844	IN PIT	1:24.907 P	69.55	17.738	15:17:25.354

Milltek Sport Civic Cup Championship

RACE 18 - BEST SECTORS

SECTOR 1				SECTOR 2				IDEAL / BEST COMPARISON				
POS	NO	NAME	TIME	NO	NAME	TIME	POS	NO	NAME	IDEAL	BEST	DIFF
									PERFECT LAP	1:05.348		
1	66	MARSHALL	38.777	1	EDMUNDSON	26.571	1	66	MARSHALL	1:05.396	1:05.545	0.149
2	54	CATON	38.812	66	MARSHALL	26.619	2	1	EDMUNDSON	1:05.450	1:05.649	0.199
3	45	CAMP	38.822	45	CAMP	26.630	3	45	CAMP	1:05.452	1:05.661	0.209
4	38	KENT	38.843	99	FILES	26.633	4	54	CATON	1:05.473	1:05.607	0.134
5	1	EDMUNDSON	38.879	54	CATON	26.661	5	99	FILES	1:05.522	1:05.635	0.113
6	99	FILES	38.889	38	KENT	26.699	6	38	KENT	1:05.542	1:05.635	0.093
7	37	BROMLEY	39.113	86	PETTERS	26.755	7	37	BROMLEY	1:05.908	1:06.012	0.104
8	11	STRANDBERG	39.163	37	BROMLEY	26.795	8	86	PETTERS	1:05.919	1:06.085	0.166
9	86	PETTERS	39.164	42	REDFORD	26.802	9	11	STRANDBERG	1:06.019	1:06.019	0.000
10	333	ENGLAND	39.179	97	KITE	26.815	10	42	REDFORD	1:06.065	1:06.099	0.034
11	12	STEVENSON	39.192	19	RUDELLE	26.830	11	12	STEVENSON	1:06.068	1:06.201	0.133
12	127	SMITH	39.243	11	STRANDBERG	26.856	12	19	RUDELLE	1:06.087	1:06.157	0.070
13	92	SWAIN	39.253	92	SWAIN	26.871	13	97	KITE	1:06.087	1:06.088	0.001
14	19	RUDELLE	39.257	12	STEVENSON	26.876	14	92	SWAIN	1:06.124	1:06.124	0.000
15	495	HUGHES	39.260	127	SMITH	26.902	15	127	SMITH	1:06.145	1:06.350	0.205
16	42	REDFORD	39.263	64	HASSAN	26.913	16	495	HUGHES	1:06.228	1:06.300	0.072
17	97	KITE	39.272	73	DURANT	26.954	17	333	ENGLAND	1:06.244	1:06.512	0.268
18	64	HASSAN	39.427	495	HUGHES	26.968	18	64	HASSAN	1:06.340	1:06.534	0.194
19	322	PETTERS	39.444	322	PETTERS	26.994	19	322	PETTERS	1:06.438	1:06.659	0.221
20	98	BRENNAN	39.506	98	BRENNAN	27.027	20	73	DURANT	1:06.478	1:06.497	0.019
21	73	DURANT	39.524	333	ENGLAND	27.065	21	98	BRENNAN	1:06.533	1:06.660	0.127
22	223	TOWNSEND	39.611	25	BUTT	27.187	22	74	GANNON	1:06.896	1:07.169	0.273
23	74	GANNON	39.620	74	GANNON	27.276	23	25	BUTT	1:06.904	1:07.016	0.112
24	25	BUTT	39.717	727	WHITE	27.343	24	223	TOWNSEND	1:06.976	1:07.076	0.100
25	727	WHITE	39.872	76	WELCH	27.357	25	727	WHITE	1:07.215	1:07.485	0.270
26	76	WELCH	39.907	223	TOWNSEND	27.365	26	76	WELCH	1:07.264	1:07.264	0.000

Milltek Sport Civic Cup Championship

RACE 18 - STATISTICS

Competitors Started	26
Planned Start	2024-08-18 @ 15:20:00.000
Actual Start	2024-08-18 @ 15:11:20.557
Finish Time	2024-08-18 @ 15:26:45.783
Track Length	1.6404mi.
Total Laps	355
Total Distance Covered	582.3645mi.

Session Fastest Lap History

NO	CL	NAME	LAP TIME	TIME OF DAY	LAP	VEHICLE
1	EP3	Max EDMUNDSON	1:05.932	15:13:34.734	2	Honda Civic EP3
99	EP3	Josh FILES	1:05.863	15:13:35.194	2	Honda Civic EP3
45	FN2	Alistair CAMP	1:05.742	15:13:35.380	2	Honda Civic FN2
38	EP3	Lewis KENT	1:05.645	15:13:35.935	2	Honda Civic EP3
66	FN2	Dave MARSHALL	1:05.615	15:13:36.626	2	Honda Civic FN2
66	FN2	Dave MARSHALL	1:05.559	15:14:42.184	3	Honda Civic FN2
66	FN2	Dave MARSHALL	1:05.545	15:22:24.178	10	Honda Civic FN2

Session Leader History

NO	CL	NAME	FROM LAP	LAPS LED	DISTANCE	VEHICLE
1	EP3	Max EDMUNDSON	1	3	4.92 miles	Honda Civic EP3
54	EP3	Harvey CATON	4	1	1.64 miles	Honda Civic EP3
1	EP3	Max EDMUNDSON	5	1	1.64 miles	Honda Civic EP3
54	EP3	Harvey CATON	6	2	3.28 miles	Honda Civic EP3
1	EP3	Max EDMUNDSON	8	7	11.48 miles	Honda Civic EP3

Flag History

TYPE	TIME OF DAY
GREEN	15:11:20.557
FINISH	15:26:45.783

Flag Statistics

TYPE	COUNT	TOTAL LAPS	TOTAL TIME
Green	1	14	16:06.354
Red	0	0	0.000
Safety Car	0	0	0.000
FCY	0	0	0.000

Milltek Sport Civic Cup Championship

RACE 18 - STATISTICS

CLASS : EP3

21 Starters

Fastest Lap History

NO	NAME	LAP TIME	TIME OF DAY	LAP	VEHICLE
1	Max EDMUNDSON	1:05.932	15:13:34.734	2	Honda Civic EP3
99	Josh FILES	1:05.863	15:13:35.194	2	Honda Civic EP3
38	Lewis KENT	1:05.645	15:13:35.935	2	Honda Civic EP3
38	Lewis KENT	1:05.635	15:14:41.569	3	Honda Civic EP3
54	Harvey CATON	1:05.607	15:22:23.932	10	Honda Civic EP3

Leader History

NO	NAME	FROM LAP	LAPS LED	DISTANCE	VEHICLE
1	Max EDMUNDSON	1	3	4.92 miles	Honda Civic EP3
54	Harvey CATON	4	1	1.64 miles	Honda Civic EP3
1	Max EDMUNDSON	5	1	1.64 miles	Honda Civic EP3
54	Harvey CATON	6	2	3.28 miles	Honda Civic EP3
1	Max EDMUNDSON	8	7	11.48 miles	Honda Civic EP3

Milltek Sport Civic Cup Championship

RACE 18 - STATISTICS

CLASS : FN2

5 Starters

Fastest Lap History

NO	NAME	LAP TIME	TIME OF DAY	LAP	VEHICLE
45	Alistair CAMP	1:05.742	15:13:35.380	2	Honda Civic FN2
66	Dave MARSHALL	1:05.615	15:13:36.626	2	Honda Civic FN2
66	Dave MARSHALL	1:05.559	15:14:42.184	3	Honda Civic FN2
66	Dave MARSHALL	1:05.545	15:22:24.178	10	Honda Civic FN2

Leader History

NO	NAME	FROM LAP	LAPS LED	DISTANCE	VEHICLE
45	Alistair CAMP	1	5	8.20 miles	Honda Civic FN2
66	Dave MARSHALL	6	9	14.76 miles	Honda Civic FN2