



SW MOTORSPORT CLUBSPORT TROPHY



2024 TCR UK Race Weekend
Silverstone National
17th August 2024

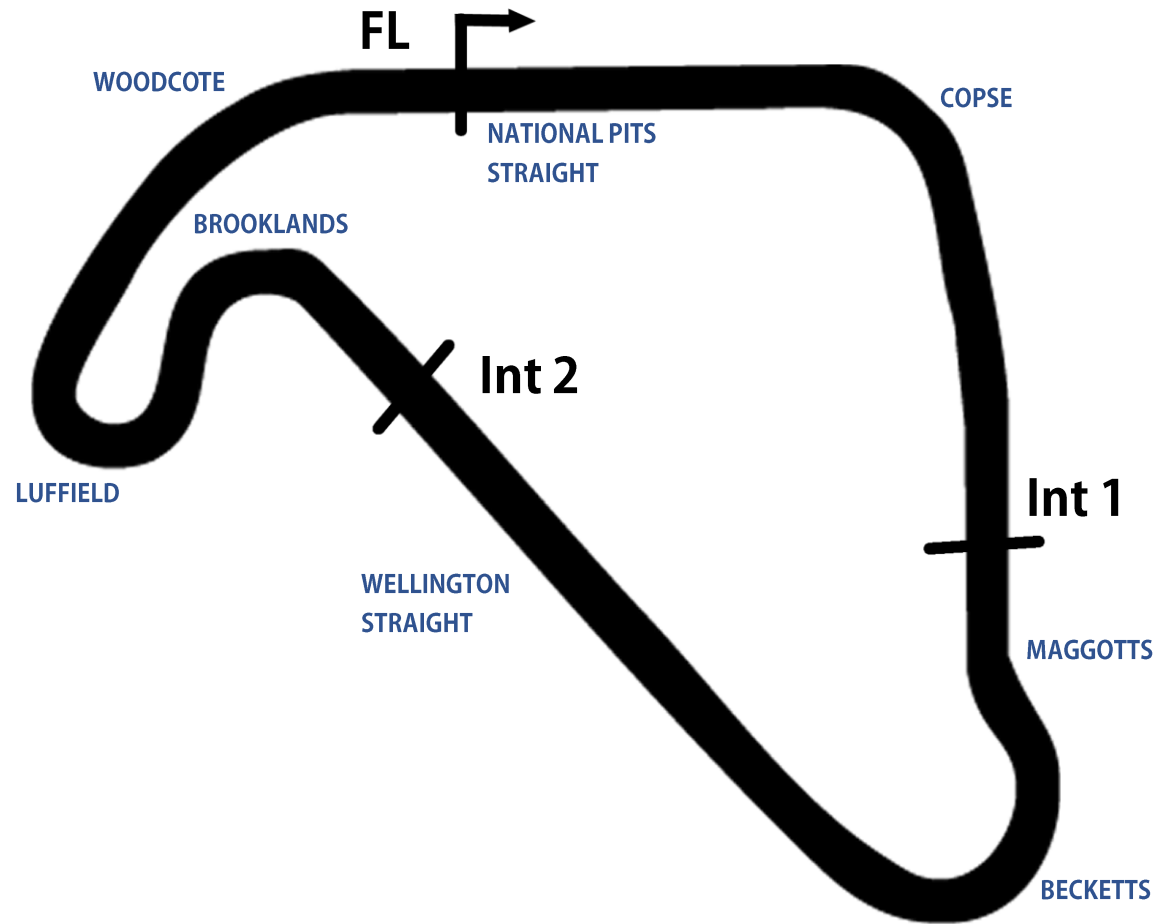


Timing & Results Provided by Timing Solutions Ltd

www.tsl-timing.com

Silverstone National Circuit

Silverstone, Towcester, Northamptonshire, UK



Length	1.6404 miles 2.640 km 2640.7 m		
FL		52.07872 N	1.01711 W
Int 1	800m	52.07528 N	1.01019 W
Int 2	1669m	52.07603 N	1.01669 W
Pit Entry	2610m	52.07859 N	1.01758 W
Pit Exit	305m after FL	52.07880 N	1.01268 W
Pit Entry - Pit Exit	336m, 24.2s @ 50kph, 20.1s @ 60kph		

SW Motorsports ClubSport Trophy
QUALIFYING - RACE 2 - CLASSIFICATION

POS	NO	CL	PIC	NAME	ENTRY	TIME	ON	LAPS	GAP	DIFF	MPH
1	77	B	1	BOSTON / REUTER	Mazda MX5	1:04.599	5	14			91.42
2	27	A	1	Phiroze BILIMORIA	VW Scirocco	1:04.700	17	18	0.101	0.101	91.27
3	15	B	2	Andrew DYER	Audi TT 2.0 TFSI	1:05.840	15	16	1.241	1.140	89.69
4	73	B	3	Mike PARSONS	VW Golf	1:06.170	17	17	1.571	0.330	89.24
5	153	B	4	Kevin STIRLING	Renault Clio RS	1:06.601	11	16	2.002	0.431	88.67
6	14	B	5	WATLING / WHEELER	Ford Fiesta ST 150	1:06.987	15	16	2.388	0.386	88.16
7	110	B	6	Martyn CULLEY	Seat Leon	1:07.138	13	17	2.539	0.151	87.96
8	32	B	7	Mark JONES	Civic Type R	1:07.308	16	16	2.709	0.170	87.74
9	63	B	8	Steve WOOD	BMW Z4	1:07.531	6	17	2.932	0.223	87.45
10	24	B	9	Kieran POWER	BMW Z4	1:07.544	16	17	2.945	0.013	87.43
11	49	C	1	BYRNE / FIRTH	MG ZS	1:07.850	13	15	3.251	0.306	87.04
12	151	A	2	David COX	VW Golf Gti	1:07.946	14	17	3.347	0.096	86.91
13	721	B	10	Chris MURPHY	BMW Z4	1:08.119	10	11	3.520	0.173	86.69
14	888	A	3	Graham PRICE	Megane Cup	1:08.209	15	16	3.610	0.090	86.58
15	54	B	11	Stephen HARRISON	Honda S2000	1:08.228	10	14	3.629	0.019	86.55
16	279	C	2	Paul FENNING	Mazda RX8	1:08.458	8	17	3.859	0.230	86.26
17	118	A	4	David MAY	Nissan 370Z	1:08.463	2	2	3.864	0.005	86.26
18	150	D	1	Andrew STEPHENS	Mini Cooper	1:08.553	15	15	3.954	0.090	86.14
19	60	A	5	Lee REYNOLDS	Honda Integra	1:08.621	13	14	4.022	0.068	86.06
20	75	C	3	Craig EMMERSON	BMW 330	1:08.798	9	15	4.199	0.177	85.84
21	40	B	12	Adam RADFORD	BMW Z4	1:09.047	16	17	4.448	0.249	85.53
22	79	C	4	Sergei MINEEV	BMW 325ti	1:09.269	15	16	4.670	0.222	85.25
23	4	D	2	HARRISON / HAWKES-REED	Renault Clio	1:09.471	14	14	4.872	0.202	85.00
24	45	C	5	Brendan MURPHY	BMW Compact	1:10.025	7	15	5.426	0.554	84.33
25	96	B	13	Kristian GOODALL	Honda Civic Type R	1:10.083	12	15	5.484	0.058	84.26
26	177	B	14	JUKES / JUKES	BMW Z4	1:10.206	5	15	5.607	0.123	84.11
27	93	C	6	HAYES / BRUCE	BMW E36 Compact	1:10.272	6	14	5.673	0.066	84.04
28	283	C	7	Chris STONE	Honda Civic Type R (EP3)	1:10.421	11	14	5.822	0.149	83.86
29	22	E	1	FANTANA / RAMSDEN	Mazda MX5 MK1	1:11.499	14	14	6.900	1.078	82.59
30	241	C	8	Matt MASSEY	Honda Civic Type R	1:11.642	13	14	7.043	0.143	82.43
31	11	B	15	Barrie CULLEY	Seat Leon Cupra Cup	1:11.964	12	13	7.365	0.322	82.06
32	81	E	2	William GALLACHER	MK3 Toyota MR2	1:12.336	12	15	7.737	0.372	81.64
33	53	C	9	Andrew WESTON	Toyota MR2 MK3	1:12.502	14	15	7.903	0.166	81.45
34	94	E	3	Liam COCHRANE	Mazda MX5	1:12.659	10	16	8.060	0.157	81.27
35	107	D	3	Steven WATSON	Renault Clio	1:12.755	11	15	8.156	0.096	81.17

Weather / Track : Bright / Dry

Date: 17/08/2024 Start: 09:00 Finish: 09:20

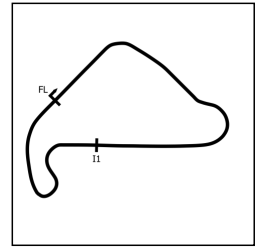
These results are provisional until the conclusion of any judicial and technical matters.

Silverstone National: 1.6404 miles

Clerk Of Course: Graham Lindley	Stewards:	Timekeeper: Sarah Evans	
---------------------------------	-----------	-------------------------	---

SW Motorsports ClubSport Trophy

QUALIFYING - RACE 2 - SECTOR ANALYSIS



SECTOR 1 = FL to I1, SECTOR 2 = I1 to FL, DIFF = Difference To Personal Best Lap, P = Crossed Finish Line in Pit Lane, D = Time Disallowed

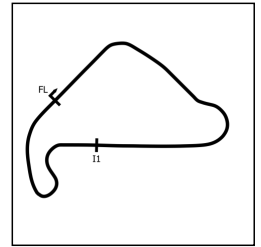
P1 77 B BOSTON / REUTER			Mazda MX5			
IDEAL LAP TIME : 1:04.599		BEST LAP TIME : 1:04.599		DIFFERENCE : 0.000		
LAP	SECTOR 1	SECTOR 2	LAP TIME	MPH	DIFF	TIME OF DAY
1 -	43.346	27.690	1:11.036	83.13	6.437	09:03:20.142
2 -	1:18.480	IN PIT	1:53.533 P	52.01	48.934	09:05:13.675
3 -	OUTLAP	26.977	1:56.403	50.73	51.804	09:07:10.078
4 -	39.218	27.838	1:07.056	88.07	2.457	09:08:17.134
5 -	38.377	26.222	1:04.599 (1)	91.42		09:09:21.733
6 -	38.396	27.771	1:06.167 (2)	89.25	1.568	09:10:27.900
7 -	1:04.346	IN PIT	1:42.910 P	57.38	38.311	09:12:10.810
8 -	OUTLAP	27.721	2:44.524	35.89	1:39.925	09:14:55.334
9 -	39.777	27.183	1:06.960	88.19	2.361	09:16:02.294
10 -	39.339	27.261	1:06.600	88.67	2.001	09:17:08.894
11 -	39.501	27.069	1:06.570 (3)	88.71	1.971	09:18:15.464
12 -	39.577	27.835	1:07.412	87.60	2.813	09:19:22.876
13 -	39.595	27.321	1:06.916	88.25	2.317	09:20:29.792
14 -	38.873	27.717	1:06.590	88.68	1.991	09:21:36.382

P2 27 A Phiroze BILIMORIA			VW Scirocco			
IDEAL LAP TIME : 1:04.608		BEST LAP TIME : 1:04.700		DIFFERENCE : 0.092		
LAP	SECTOR 1	SECTOR 2	LAP TIME	MPH	DIFF	TIME OF DAY
1 -	43.610	30.472	1:14.082	79.71	9.382	09:02:50.646
2 -	39.779	27.881	1:07.660	87.28	2.960	09:03:58.306
3 -	39.094	26.770	1:05.864	89.66	1.164	09:05:04.170
4 -	44.075	27.215	1:11.290	82.84	6.590	09:06:15.460
5 -	38.902	26.964	1:05.866	89.66	1.166	09:07:21.326
6 -	38.199	26.833	1:05.032 (2)	90.81	0.332	09:08:26.358
7 -	38.727	27.140	1:05.867	89.66	1.167	09:09:32.225
8 -	38.660	26.680	1:05.340	90.38	0.640	09:10:37.565
9 -	38.580	27.583	1:06.163	89.25	1.463	09:11:43.728
10 -	38.314	27.070	1:05.384	90.32	0.684	09:12:49.112
11 -	38.177	27.101	1:05.278	90.46	0.578	09:13:54.390
12 -	38.133	26.918	1:05.051 (3)	90.78	0.351	09:14:59.441
13 -	38.372	27.096	1:05.468	90.20	0.768	09:16:04.909
14 -	38.634	26.790	1:05.424	90.26	0.724	09:17:10.333
15 -	38.509	27.600	1:06.109	89.33	1.409	09:18:16.442
16 -	38.581	26.936	1:05.517	90.13	0.817	09:19:21.959
17 -	37.928	26.772	1:04.700 (1)	91.27		09:20:26.659
18 -	38.707	27.026	1:05.733	89.84	1.033	09:21:32.392

P3 15 B Andrew DYER			Audi TT 2.0 TFSI			
IDEAL LAP TIME : 1:05.840		BEST LAP TIME : 1:05.840		DIFFERENCE : 0.000		
LAP	SECTOR 1	SECTOR 2	LAP TIME	MPH	DIFF	TIME OF DAY
1 -	44.819	28.546	1:13.365	80.49	7.525	09:03:04.109
2 -	39.612	27.825	1:07.437	87.57	1.597	09:04:11.546
3 -	39.436	27.440	1:06.876	88.30	1.036	09:05:18.422
4 -	43.930	27.494	1:11.424	82.68	5.584	09:06:29.846
5 -	39.781	27.372	1:07.153	87.94	1.313	09:07:36.999
6 -	39.387	27.288	1:06.675	88.57	0.835	09:08:43.674
7 -	39.155	27.222	1:06.377 (3)	88.97	0.537	09:09:50.051
8 -	39.075	27.310	1:06.385	88.96	0.545	09:10:56.436
9 -	40.147	IN PIT	1:15.514 P	78.20	9.674	09:12:11.950
10 -	OUTLAP	27.554	2:39.626	36.99	1:33.786	09:14:51.576
11 -	39.940	27.811	1:07.751	87.16	1.911	09:15:59.327
12 -	40.231	27.343	1:07.574	87.39	1.734	09:17:06.901
13 -	39.503	27.005	1:06.508	88.79	0.668	09:18:13.409
14 -	39.103	27.252	1:06.355 (2)	89.00	0.515	09:19:19.764
15 -	38.879	26.961	1:05.840 (1)	89.69		09:20:25.604
16 -	39.272	28.367	1:07.639	87.31	1.799	09:21:33.243

SW Motorsports ClubSport Trophy

QUALIFYING - RACE 2 - SECTOR ANALYSIS



SECTOR 1 = FL to I1, SECTOR 2 = I1 to FL, DIFF = Difference To Personal Best Lap, P = Crossed Finish Line in Pit Lane, D = Time Disallowed

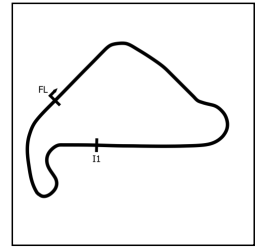
P4 73 B Mike PARSONS		VW Golf				
IDEAL LAP TIME : 1:05.993		BEST LAP TIME : 1:06.170				
		DIFFERENCE : 0.177				
LAP	SECTOR 1	SECTOR 2	LAP TIME	MPH	DIFF	TIME OF DAY
1 -	43.574	29.607	1:13.181	80.69	7.011	09:02:31.983
2 -	41.349	29.050	1:10.399	83.88	4.229	09:03:42.382
3 -	40.646	28.349	1:08.995	85.59	2.825	09:04:51.377
4 -	41.019	28.809	1:09.828	84.57	3.658	09:06:01.205
5 -	39.192	28.107	1:07.299 (3)	87.75	1.129	09:07:08.504
6 -	40.477	28.861	1:09.338	85.17	3.168	09:08:17.842
7 -	39.421	28.012	1:07.433	87.57	1.263	09:09:25.275
8 -	39.528	29.054	1:08.582	86.11	2.412	09:10:33.857
9 -	39.835	28.185	1:08.020	86.82	1.850	09:11:41.877
10 -	39.632	28.346	1:07.978	86.87	1.808	09:12:49.855
11 -	38.730	29.948	1:08.678	85.99	2.508	09:13:58.533
12 -	40.052	28.027	1:08.079	86.74	1.909	09:15:06.612
13 -	39.697	IN PIT	1:14.769 P	78.98	8.599	09:16:21.381
14 -	OUTLAP	27.672	2:03.989	47.63	57.819	09:18:25.370
15 -	40.944	28.125	1:09.069	85.50	2.899	09:19:34.439
16 -	39.434	27.689	1:07.123 (2)	87.98	0.953	09:20:41.562
17 -	38.907	27.263	1:06.170 (1)	89.24		09:21:47.732

P5 153 B Kevin STIRLING		Renault Clio RS				
IDEAL LAP TIME : 1:06.399		BEST LAP TIME : 1:06.601				
		DIFFERENCE : 0.202				
LAP	SECTOR 1	SECTOR 2	LAP TIME	MPH	DIFF	TIME OF DAY
1 -	45.088	28.715	1:13.803	80.01	7.202	09:02:40.294
2 -	41.069	27.856	1:08.925	85.68	2.324	09:03:49.219
3 -	41.089	27.945	1:09.034	85.54	2.433	09:04:58.253
4 -	48.816	28.871	1:17.687	76.01	11.086	09:06:15.940
5 -	39.999	27.455	1:07.454	87.55	0.853	09:07:23.394
6 -	40.103	27.619	1:07.722	87.20	1.121	09:08:31.116
7 -	39.304	27.461	1:06.765	88.45	0.164	09:09:37.881
8 -	39.267	27.452	1:06.719 (3)	88.51	0.118	09:10:44.600
9 -	39.790	IN PIT	1:11.418 P	82.69	4.817	09:11:56.018
10 -	OUTLAP	27.785	3:09.160	31.22	2:02.559	09:15:05.178
11 -	39.443	27.158	1:06.601 (1)	88.67		09:16:11.779
12 -	39.241	27.396	1:06.637 (2)	88.62	0.036	09:17:18.416
13 -	40.125	28.131	1:08.256	86.52	1.655	09:18:26.672
14 -	41.308	28.691	1:09.999	84.36	3.398	09:19:36.671
15 -	39.507	28.238	1:07.745	87.17	1.144	09:20:44.416
16 -	40.201	28.015	1:08.216	86.57	1.615	09:21:52.632

P6 14 B WATLING / WHEELER		Ford Fiesta ST 150				
IDEAL LAP TIME : 1:06.716		BEST LAP TIME : 1:06.987				
		DIFFERENCE : 0.271				
LAP	SECTOR 1	SECTOR 2	LAP TIME	MPH	DIFF	TIME OF DAY
1 -	45.188	31.186	1:16.374	77.32	9.387	09:02:54.942
2 -	42.567	28.399	1:10.966	83.21	3.979	09:04:05.908
3 -	40.980	27.600	1:08.580	86.11	1.593	09:05:14.488
4 -	44.343	27.958	1:12.301	81.68	5.314	09:06:26.789
5 -	40.171	27.970	1:08.141	86.66	1.154	09:07:34.930
6 -	40.303	27.683	1:07.986	86.86	0.999	09:08:42.916
7 -	40.060	27.915	1:07.975	86.88	0.988	09:09:50.891
8 -	39.524	27.567	1:07.091 (2)	88.02	0.104	09:10:57.982
9 -	41.686	IN PIT	1:15.298 P	78.43	8.311	09:12:13.280
10 -	OUTLAP	27.940	2:48.687	35.00	1:41.700	09:15:01.967
11 -	39.867	27.506	1:07.373	87.65	0.386	09:16:09.340
12 -	39.535	27.804	1:07.339	87.70	0.352	09:17:16.679
13 -	39.821	27.477	1:07.298 (3)	87.75	0.311	09:18:23.977
14 -	40.882	27.410	1:08.292	86.47	1.305	09:19:32.269
15 -	39.306	27.681	1:06.987 (1)	88.16		09:20:39.256
16 -	39.371	28.310	1:07.681	87.25	0.694	09:21:46.937

SW Motorsports ClubSport Trophy

QUALIFYING - RACE 2 - SECTOR ANALYSIS



SECTOR 1 = FL to I1, SECTOR 2 = I1 to FL, DIFF = Difference To Personal Best Lap, P = Crossed Finish Line in Pit Lane, D = Time Disallowed

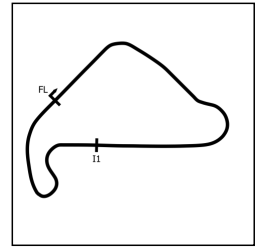
P7 110 B		Martyn CULLEY		Seat Leon			
IDEAL LAP TIME : 1:07.069		BEST LAP TIME : 1:07.138		DIFFERENCE : 0.069			
LAP	SECTOR 1	SECTOR 2	LAP TIME	MPH	DIFF	TIME OF DAY	
1 -	41.677	31.480	1:13.157	80.72	6.019	09:02:52.443	
2 -	40.443	28.039	1:08.482	86.23	1.344	09:04:00.925	
3 -	41.596	27.698	1:09.294	85.22	2.156	09:05:10.219	
4 -	41.941	27.986	1:09.927	84.45	2.789	09:06:20.146	
5 -	40.009	29.226	1:09.235	85.29	2.097	09:07:29.381	
6 -	40.347	27.685	1:08.032	86.80	0.894	09:08:37.413	
7 -	40.626	28.448	1:09.074	85.49	1.936	09:09:46.487	
8 -	46.524	28.873	1:15.397	78.32	8.259	09:11:01.884	
9 -	40.042	27.727	1:07.769 (3)	87.14	0.631	09:12:09.653	
10 -	42.343	27.769	1:10.112	84.23	2.974	09:13:19.765	
11 -	40.002	35.263	1:15.265	78.46	8.127	09:14:35.030	
12 -	40.677	27.639	1:08.316	86.44	1.178	09:15:43.346	
13 -	39.834	27.304	1:07.138 (1)	87.96		09:16:50.484	
14 -	40.353	27.643	1:07.996	86.85	0.858	09:17:58.480	
15 -	39.765	27.938	1:07.703 (2)	87.22	0.565	09:19:06.183	
16 -	40.239	27.647	1:07.886	86.99	0.748	09:20:14.069	
17 -	40.119	28.014	1:08.133	86.67	0.995	09:21:22.202	

P8 32 B		Mark JONES		Civic Type R			
IDEAL LAP TIME : 1:07.308		BEST LAP TIME : 1:07.308		DIFFERENCE : 0.000			
LAP	SECTOR 1	SECTOR 2	LAP TIME	MPH	DIFF	TIME OF DAY	
1 -	47.619	32.078	1:19.697	74.10	12.389	09:03:14.506	
2 -	43.047	30.807	1:13.854	79.96	6.546	09:04:28.360	
3 -	44.333	29.185	1:13.518	80.32	6.210	09:05:41.878	
4 -	41.099	27.901	1:09.000	85.58	1.692	09:06:50.878	
5 -	40.549	27.796	1:08.345	86.40	1.037	09:07:59.223	
6 -	41.677	29.046	1:10.723	83.50	3.415	09:09:09.946	
7 -	40.694	28.490	1:09.184	85.36	1.876	09:10:19.130	
8 -	44.574	30.404	1:14.978	78.76	7.670	09:11:34.108	
9 -	40.640	28.222	1:08.862	85.76	1.554	09:12:42.970	
10 -	41.463	28.021	1:09.484	84.99	2.176	09:13:52.454	
11 -	40.249	27.913	1:08.162 (3)	86.64	0.854	09:15:00.616	
12 -	40.136	27.418	1:07.554 (2)	87.42	0.246	09:16:08.170	
13 -	43.905	29.733	1:13.638	80.19	6.330	09:17:21.808	
14 -	42.096	27.844	1:09.940	84.43	2.632	09:18:31.748	
15 -	42.011	28.588	1:10.599	83.65	3.291	09:19:42.347	
16 -	39.934	27.374	1:07.308 (1)	87.74		09:20:49.655	

P9 63 B		Steve WOOD		BMW Z4			
IDEAL LAP TIME : 1:07.413		BEST LAP TIME : 1:07.531		DIFFERENCE : 0.118			
LAP	SECTOR 1	SECTOR 2	LAP TIME	MPH	DIFF	TIME OF DAY	
1 -	44.346	29.356	1:13.702	80.12	6.171	09:02:29.931	
2 -	42.575	28.908	1:11.483	82.61	3.952	09:03:41.414	
3 -	41.902	29.260	1:11.162	82.98	3.631	09:04:52.576	
4 -	44.813	28.465	1:13.278	80.59	5.747	09:06:05.854	
5 -	40.711	28.144	1:08.855	85.76	1.324	09:07:14.709	
6 -	39.708	27.823	1:07.531 (1)	87.45		09:08:22.240	
7 -	40.317	29.400	1:09.717	84.70	2.186	09:09:31.957	
8 -	40.138	28.055	1:08.193	86.60	0.662	09:10:40.150	
9 -	39.828	27.864	1:07.692 (2)	87.24	0.161	09:11:47.842	
10 -	39.932	28.414	1:08.346	86.40	0.815	09:12:56.188	
11 -	40.603	28.235	1:08.838	85.79	1.307	09:14:05.026	
12 -	39.590	28.969	1:08.559	86.13	1.028	09:15:13.585	
13 -	40.278	28.055	1:08.333	86.42	0.802	09:16:21.918	
14 -	40.666	28.193	1:08.859	85.76	1.328	09:17:30.777	
15 -	39.956	28.049	1:08.005 (3)	86.84	0.474	09:18:38.782	
16 -	41.511	29.317	1:10.828	83.38	3.297	09:19:49.610	
17 -	41.503	31.497	1:13.000	80.89	5.469	09:21:02.610	

SW Motorsports ClubSport Trophy

QUALIFYING - RACE 2 - SECTOR ANALYSIS



SECTOR 1 = FL to I1, SECTOR 2 = I1 to FL, DIFF = Difference To Personal Best Lap, P = Crossed Finish Line in Pit Lane, D = Time Disallowed

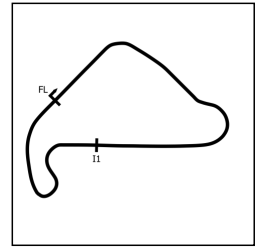
P10 24 B		Kieran POWER		BMW Z4		
IDEAL LAP TIME : 1:07.128		BEST LAP TIME : 1:07.544		DIFFERENCE : 0.416		
LAP	SECTOR 1	SECTOR 2	LAP TIME	MPH	DIFF	TIME OF DAY
1 -	46.480	32.043	1:18.523	75.20	10.979	09:03:15.037
2 -	42.804	30.699	1:13.503	80.34	5.959	09:04:28.540
3 -	43.439	28.174	1:11.613	82.46	4.069	09:05:40.153
4 -	40.081	28.213	1:08.294	86.47	0.750	09:06:48.447
5 -	40.159	27.956	1:08.115	86.70	0.571	09:07:56.562
6 -	41.252	28.395	1:09.647	84.79	2.103	09:09:06.209
7 -	40.224	28.207	1:08.431	86.30	0.887	09:10:14.640
8 -	41.261	28.062	1:09.323	85.19	1.779	09:11:23.963
9 -	40.260	27.673	1:07.933	86.93	0.389	09:12:31.896
10 -	40.053	27.966	1:08.019	86.82	0.475	09:13:39.915
11 -	40.100	27.907	1:08.007	86.83	0.463	09:14:47.922
12 -	39.779	28.501	1:08.280	86.49	0.736	09:15:56.202
13 -	40.157	27.781	1:07.938	86.92	0.394	09:17:04.140
14 -	40.619	27.943	1:08.562	86.13	1.018	09:18:12.702
15 -	39.876	27.923	1:07.799 (3)	87.10	0.255	09:19:20.501
16 -	39.455	28.089	1:07.544 (1)	87.43		09:20:28.045
17 -	39.902	27.865	1:07.767 (2)	87.14	0.223	09:21:35.812

P11 49 C		BYRNE / FIRTH		MG ZS		
IDEAL LAP TIME : 1:07.807		BEST LAP TIME : 1:07.850		DIFFERENCE : 0.043		
LAP	SECTOR 1	SECTOR 2	LAP TIME	MPH	DIFF	TIME OF DAY
1 -	47.148	30.704	1:17.852	75.85	10.002	09:03:23.400
2 -	42.273	29.970	1:12.243	81.74	4.393	09:04:35.643
3 -	43.108	28.563	1:11.671	82.39	3.821	09:05:47.314
4 -	41.919	28.326	1:10.245	84.07	2.395	09:06:57.559
5 -	41.228	IN PIT	1:19.815 P	73.99	11.965	09:08:17.374
6 -	OUTLAP	28.005	2:48.735	34.99	1:40.885	09:11:06.109
7 -	41.228	28.266	1:09.494	84.98	1.644	09:12:15.603
8 -	41.891	27.746	1:09.637	84.80	1.787	09:13:25.240
9 -	40.722	28.130	1:08.852	85.77	1.002	09:14:34.092
10 -	40.909	27.631	1:08.540	86.16	0.690	09:15:42.632
11 -	40.485	28.018	1:08.503	86.21	0.653	09:16:51.135
12 -	40.676	27.533	1:08.209 (3)	86.58	0.359	09:17:59.344
13 -	40.441	27.409	1:07.850 (1)	87.04		09:19:07.194
14 -	40.398	27.592	1:07.990 (2)	86.86	0.140	09:20:15.184
15 -	43.408	IN PIT	1:18.791 P	74.95	10.941	09:21:33.975

P12 151 A		David COX		VW Golf Gtl		
IDEAL LAP TIME : 1:07.580		BEST LAP TIME : 1:07.946		DIFFERENCE : 0.366		
LAP	SECTOR 1	SECTOR 2	LAP TIME	MPH	DIFF	TIME OF DAY
1 -	44.059	29.395	1:13.454	80.39	5.508	09:02:39.495
2 -	43.628	29.013	1:12.641	81.29	4.695	09:03:52.136
3 -	40.539	28.768	1:09.307	85.21	1.361	09:05:01.443
4 -	47.526	29.046	1:16.572	77.12	8.626	09:06:18.015
5 -	40.706	29.783	1:10.489	83.78	2.543	09:07:28.504
6 -	40.753	28.447	1:09.200	85.34	1.254	09:08:37.704
7 -	40.301	28.116	1:08.417	86.31	0.471	09:09:46.121
8 -	40.524	28.626	1:09.150	85.40	1.204	09:10:55.271
9 -	40.895	28.911	1:09.806	84.60	1.860	09:12:05.077
10 -	40.433	28.161	1:08.594	86.09	0.648	09:13:13.671
11 -	39.916	28.390	1:08.306	86.45	0.360	09:14:21.977
12 -	39.814	28.661	1:08.475	86.24	0.529	09:15:30.452
13 -	40.847	28.014	1:08.861	85.76	0.915	09:16:39.313
14 -	39.857	28.089	1:07.946 (1)	86.91		09:17:47.259
15 -	39.566	28.604	1:08.170 (3)	86.63	0.224	09:18:55.429
16 -	40.025	28.560	1:08.585	86.10	0.639	09:20:04.014
17 -	39.854	28.220	1:08.074 (2)	86.75	0.128	09:21:12.088

SW Motorsports ClubSport Trophy

QUALIFYING - RACE 2 - SECTOR ANALYSIS



SECTOR 1 = FL to I1, SECTOR 2 = I1 to FL, DIFF = Difference To Personal Best Lap, P = Crossed Finish Line in Pit Lane, D = Time Disallowed

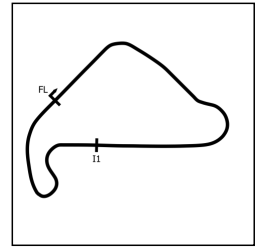
P13 721 B		Chris MURPHY		BMW Z4		
IDEAL LAP TIME : 1:07.457		BEST LAP TIME : 1:08.119		DIFFERENCE : 0.662		
LAP	SECTOR 1	SECTOR 2	LAP TIME	MPH	DIFF	TIME OF DAY
1 -	OUTLAP	29.232	2:19.881	42.21	1:11.762	09:04:22.714
2 -	42.426	30.257	1:12.683	81.25	4.564	09:05:35.397
3 -	40.597	27.800	1:08.397 (2)	86.34	0.278	09:06:43.794
4 -	40.461	29.068	1:09.529	84.93	1.410	09:07:53.323
5 -	39.761	28.980	1:08.741 (3)	85.91	0.622	09:09:02.064
6 -	44.279	IN PIT	1:20.271 P	73.57	12.152	09:10:22.335
7 -	OUTLAP	29.929	6:54.169	14.25	5:46.050	09:17:16.504
8 -	41.607	28.778	1:10.385	83.90	2.266	09:18:26.889
9 -	41.791	28.548	1:10.339	83.96	2.220	09:19:37.228
10 -	40.423	27.696	1:08.119 (1)	86.69		09:20:45.347
11 -	41.922	28.552	1:10.474	83.79	2.355	09:21:55.821

P14 888 A		Graham PRICE		Megane Cup		
IDEAL LAP TIME : 1:08.153		BEST LAP TIME : 1:08.209		DIFFERENCE : 0.056		
LAP	SECTOR 1	SECTOR 2	LAP TIME	MPH	DIFF	TIME OF DAY
1 -	47.417	31.461	1:18.878	74.87	10.669	09:03:11.447
2 -	45.493	30.785	1:16.278	77.42	8.069	09:04:27.725
3 -	40.620	28.270	1:08.890	85.72	0.681	09:05:36.615
4 -	40.461	30.279	1:10.740	83.48	2.531	09:06:47.355
5 -	40.335	28.362	1:08.697 (3)	85.96	0.488	09:07:56.052
6 -	42.558	28.996	1:11.554	82.53	3.345	09:09:07.606
7 -	40.347	29.090	1:09.437	85.05	1.228	09:10:17.043
8 -	52.637	28.929	1:21.566	72.40	13.357	09:11:38.609
9 -	40.245	28.483	1:08.728	85.92	0.519	09:12:47.337
10 -	40.163	30.700	1:10.863	83.33	2.654	09:13:58.200
11 -	51.121	28.353	1:19.474	74.30	11.265	09:15:17.674
12 -	40.225	39.413	1:19.638	74.15	11.429	09:16:37.312
13 -	50.092	28.486	1:18.578	75.15	10.369	09:17:55.890
14 -	40.161	28.389	1:08.550 (2)	86.15	0.341	09:19:04.440
15 -	39.883	28.326	1:08.209 (1)	86.58		09:20:12.649
16 -	40.620	28.298	1:08.918	85.69	0.709	09:21:21.567

P15 54 B		Stephen HARRISON		Honda S2000		
IDEAL LAP TIME : 1:08.228		BEST LAP TIME : 1:08.228		DIFFERENCE : 0.000		
LAP	SECTOR 1	SECTOR 2	LAP TIME	MPH	DIFF	TIME OF DAY
1 -	OUTLAP	30.356	1:36.437	61.23	28.209	09:03:01.711
2 -	42.829	28.987	1:11.816	82.23	3.588	09:04:13.527
3 -	41.531	28.855	1:10.386	83.90	2.158	09:05:23.913
4 -	42.224	28.654	1:10.878	83.32	2.650	09:06:34.791
5 -	41.046	28.174	1:09.220	85.31	0.992	09:07:44.011
6 -	40.765	28.166	1:08.931	85.67	0.703	09:08:52.942
7 -	42.439	28.240	1:10.679	83.55	2.451	09:10:03.621
8 -	40.471	28.065	1:08.536 (3)	86.16	0.308	09:11:12.157
9 -	40.473	28.048	1:08.521 (2)	86.18	0.293	09:12:20.678
10 -	40.275	27.953	1:08.228 (1)	86.55		09:13:28.906
11 -	42.025	28.390	1:10.415	83.86	2.187	09:14:39.321
12 -	40.867	28.983	1:09.850	84.54	1.622	09:15:49.171
13 -	43.023	IN PIT	1:18.294 P	75.42	10.066	09:17:07.465
14 -	OUTLAP	IN PIT	2:35.053 P	38.08	1:26.825	09:19:42.518

SW Motorsports ClubSport Trophy

QUALIFYING - RACE 2 - SECTOR ANALYSIS



SECTOR 1 = FL to I1, SECTOR 2 = I1 to FL, DIFF = Difference To Personal Best Lap, P = Crossed Finish Line in Pit Lane, D = Time Disallowed

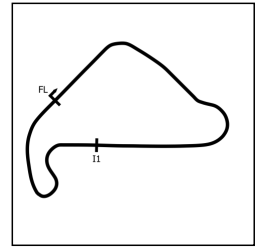
P16 279 C		Paul FENNING		Mazda RX8		
IDEAL LAP TIME : 1:08.458		BEST LAP TIME : 1:08.458		DIFFERENCE : 0.000		
LAP	SECTOR 1	SECTOR 2	LAP TIME	MPH	DIFF	TIME OF DAY
1 -	47.395	31.551	1:18.946	74.80	10.488	09:02:54.734
2 -	41.827	29.253	1:11.080	83.08	2.622	09:04:05.814
3 -	42.245	28.143	1:10.388	83.90	1.930	09:05:16.202
4 -	46.655	29.011	1:15.666	78.04	7.208	09:06:31.868
5 -	40.999	28.109	1:09.108	85.45	0.650	09:07:40.976
6 -	40.886	28.695	1:09.581	84.87	1.123	09:08:50.557
7 -	40.964	27.854	1:08.818 (2)	85.81	0.360	09:09:59.375
8 -	40.684	27.774	1:08.458 (1)	86.26		09:11:07.833
9 -	40.959	27.932	1:08.891 (3)	85.72	0.433	09:12:16.724
10 -	41.119	28.050	1:09.169	85.38	0.711	09:13:25.893
11 -	42.084	28.029	1:10.113	84.23	1.655	09:14:36.006
12 -	42.434	27.779	1:10.213	84.11	1.755	09:15:46.219
13 -	40.985	28.648	1:09.633	84.81	1.175	09:16:55.852
14 -	41.129	28.469	1:09.598	84.85	1.140	09:18:05.450
15 -	40.945	28.400	1:09.345	85.16	0.887	09:19:14.795
16 -	41.136	28.020	1:09.156	85.39	0.698	09:20:23.951
17 -	42.287	28.071	1:10.358	83.93	1.900	09:21:34.309

P17 118 A		David MAY		Nissan 370Z		
IDEAL LAP TIME : 1:08.463		BEST LAP TIME : 1:08.463		DIFFERENCE : 0.000		
LAP	SECTOR 1	SECTOR 2	LAP TIME	MPH	DIFF	TIME OF DAY
1 -	41.772	28.390	1:10.162 (2)	84.17	1.699	09:02:45.722
2 -	40.697	27.766	1:08.463 (1)	86.26		09:03:54.185

P18 150 D		Andrew STEPHENS		Mini Cooper		
IDEAL LAP TIME : 1:08.553		BEST LAP TIME : 1:08.553		DIFFERENCE : 0.000		
LAP	SECTOR 1	SECTOR 2	LAP TIME	MPH	DIFF	TIME OF DAY
1 -	50.717	32.496	1:23.213	70.97	14.660	09:02:49.729
2 -	41.564	28.886	1:10.450	83.82	1.897	09:04:00.179
3 -	44.059	29.617	1:13.676	80.15	5.123	09:05:13.855
4 -	45.817	29.274	1:15.091	78.64	6.538	09:06:28.946
5 -	42.864	28.712	1:11.576	82.50	3.023	09:07:40.522
6 -	42.026	29.600	1:11.626	82.45	3.073	09:08:52.148
7 -	43.229	29.904	1:13.133	80.75	4.580	09:10:05.281
8 -	41.041	28.243	1:09.284	85.23	0.731	09:11:14.565
9 -	41.634	IN PIT	1:14.657 P	79.10	6.104	09:12:29.222
10 -	OUTLAP	31.356	3:23.292	29.05	2:14.739	09:15:52.514
11 -	44.734	28.612	1:13.346	80.51	4.793	09:17:05.860
12 -	42.480	29.577	1:12.057	81.95	3.504	09:18:17.917
13 -	41.111	28.037	1:09.148 (3)	85.40	0.595	09:19:27.065
14 -	40.962	27.977	1:08.939 (2)	85.66	0.386	09:20:36.004
15 -	40.805	27.748	1:08.553 (1)	86.14		09:21:44.557

SW Motorsports ClubSport Trophy

QUALIFYING - RACE 2 - SECTOR ANALYSIS



SECTOR 1 = FL to I1, SECTOR 2 = I1 to FL, DIFF = Difference To Personal Best Lap, P = Crossed Finish Line in Pit Lane, D = Time Disallowed

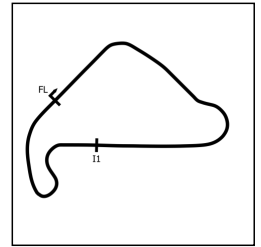
P19 60 A Lee REYNOLDS			Honda Integra			
IDEAL LAP TIME : 1:08.104		BEST LAP TIME : 1:08.621		DIFFERENCE : 0.517		
LAP	SECTOR 1	SECTOR 2	LAP TIME	MPH	DIFF	TIME OF DAY
1 -	46.084	29.635	1:15.719	77.99	7.098	09:03:10.693
2 -	44.365	28.719	1:13.084	80.80	4.463	09:04:23.777
3 -	40.848	28.516	1:09.364	85.14	0.743	09:05:33.141
4 -	41.152	28.106	1:09.258	85.27	0.637	09:06:42.399
5 -	40.896	28.178	1:09.074 (3)	85.49	0.453	09:07:51.473
6 -	40.419	29.735	1:10.154	84.18	1.533	09:09:01.627
7 -	40.429	31.798	1:12.227	81.76	3.606	09:10:13.854
8 -	47.501	IN PIT	1:27.174 P	67.74	18.553	09:11:41.028
9 -	OUTLAP	35.318	3:08.218	31.37	1:59.597	09:14:49.246
10 -	47.777	29.403	1:17.180	76.51	8.559	09:16:06.426
11 -	40.990	29.674	1:10.664	83.57	2.043	09:17:17.090
12 -	43.941	28.474	1:12.415	81.55	3.794	09:18:29.505
13 -	40.374	28.247	1:08.621 (1)	86.06		09:19:38.126
14 -	41.060	27.730	1:08.790 (2)	85.85	0.169	09:20:46.916

P20 75 C Craig EMMERSON			BMW 330			
IDEAL LAP TIME : 1:08.798		BEST LAP TIME : 1:08.798		DIFFERENCE : 0.000		
LAP	SECTOR 1	SECTOR 2	LAP TIME	MPH	DIFF	TIME OF DAY
1 -	47.267	32.924	1:20.191	73.64	11.393	09:02:54.668
2 -	46.286	31.024	1:17.310	76.38	8.512	09:04:11.978
3 -	43.192	29.506	1:12.698	81.23	3.900	09:05:24.676
4 -	42.638	28.768	1:11.406	82.70	2.608	09:06:36.082
5 -	41.960	30.609	1:12.569	81.38	3.771	09:07:48.651
6 -	42.201	28.856	1:11.057	83.11	2.259	09:08:59.708
7 -	40.969	29.586	1:10.555	83.70	1.757	09:10:10.263
8 -	40.997	28.273	1:09.270 (2)	85.25	0.472	09:11:19.533
9 -	40.618	28.180	1:08.798 (1)	85.84		09:12:28.331
10 -	44.024	30.421	1:14.445	79.32	5.647	09:13:42.776
11 -	41.266	IN PIT	1:21.186 P	72.74	12.388	09:15:03.962
12 -	OUTLAP	30.643	3:15.633	30.18	2:06.835	09:18:19.595
13 -	41.489	28.665	1:10.154	84.18	1.356	09:19:29.749
14 -	40.854	29.012	1:09.866 (3)	84.52	1.068	09:20:39.615
15 -	41.078	28.935	1:10.013	84.35	1.215	09:21:49.628

P21 40 B Adam RADFORD			BMW Z4			
IDEAL LAP TIME : 1:08.841		BEST LAP TIME : 1:09.047		DIFFERENCE : 0.206		
LAP	SECTOR 1	SECTOR 2	LAP TIME	MPH	DIFF	TIME OF DAY
1 -	44.166	29.735	1:13.901	79.91	4.854	09:02:31.595
2 -	43.103	29.283	1:12.386	81.58	3.339	09:03:43.981
3 -	43.405	28.954	1:12.359	81.61	3.312	09:04:56.340
4 -	44.887	29.277	1:14.164	79.62	5.117	09:06:10.504
5 -	41.255	29.077	1:10.332	83.96	1.285	09:07:20.836
6 -	43.163	28.847	1:12.010	82.01	2.963	09:08:32.846
7 -	41.627	28.581	1:10.208	84.11	1.161	09:09:43.054
8 -	41.067	28.981	1:10.048	84.30	1.001	09:10:53.102
9 -	41.556	29.157	1:10.713	83.51	1.666	09:12:03.815
10 -	41.399	29.626	1:11.025	83.14	1.978	09:13:14.840
11 -	41.049	28.738	1:09.787	84.62	0.740	09:14:24.627
12 -	41.067	28.684	1:09.751	84.66	0.704	09:15:34.378
13 -	41.050	28.847	1:09.897	84.49	0.850	09:16:44.275
14 -	40.830	28.614	1:09.444 (3)	85.04	0.397	09:17:53.719
15 -	40.584	28.497	1:09.081 (2)	85.48	0.034	09:19:02.800
16 -	40.468	28.579	1:09.047 (1)	85.53		09:20:11.847
17 -	41.092	28.373	1:09.465	85.01	0.418	09:21:21.312

SW Motorsports ClubSport Trophy

QUALIFYING - RACE 2 - SECTOR ANALYSIS



SECTOR 1 = FL to I1, SECTOR 2 = I1 to FL, DIFF = Difference To Personal Best Lap, P = Crossed Finish Line in Pit Lane, D = Time Disallowed

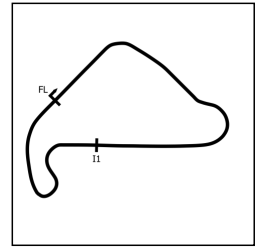
P22 79 C		Sergei MINEEV		BMW 325ti		
IDEAL LAP TIME : 1:09.269		BEST LAP TIME : 1:09.269		DIFFERENCE : 0.000		
LAP	SECTOR 1	SECTOR 2	LAP TIME	MPH	DIFF	TIME OF DAY
1 -	46.044	31.444	1:17.488	76.21	8.219	09:02:46.243
2 -	43.442	29.445	1:12.887	81.02	3.618	09:03:59.130
3 -	43.164	30.551	1:13.715	80.11	4.446	09:05:12.845
4 -	45.931	29.989	1:15.920	77.78	6.651	09:06:28.765
5 -	44.416	29.618	1:14.034	79.76	4.765	09:07:42.799
6 -	41.733	29.528	1:11.261	82.87	1.992	09:08:54.060
7 -	44.289	28.729	1:13.018	80.87	3.749	09:10:07.078
8 -	41.362	28.550	1:09.912 (3)	84.47	0.643	09:11:16.990
9 -	41.464	28.693	1:10.157	84.17	0.888	09:12:27.147
10 -	42.758	IN PIT	1:19.861 P	73.94	10.592	09:13:47.008
11 -	OUTLAP	28.336	1:50.749	53.32	41.480	09:15:37.757
12 -	41.222	28.473	1:09.695 (2)	84.73	0.426	09:16:47.452
13 -	41.549	28.545	1:10.094	84.25	0.825	09:17:57.546
14 -	42.058	28.747	1:10.805	83.40	1.536	09:19:08.351
15 -	40.971	28.298	1:09.269 (1)	85.25		09:20:17.620
16 -	41.830	29.672	1:11.502	82.59	2.233	09:21:29.122

P23 4 D		HARRISON / HAWKES-REED		Renault Clio		
IDEAL LAP TIME : 1:09.420		BEST LAP TIME : 1:09.471		DIFFERENCE : 0.051		
LAP	SECTOR 1	SECTOR 2	LAP TIME	MPH	DIFF	TIME OF DAY
1 -	49.756	33.515	1:23.271	70.92	13.800	09:03:29.530
2 -	46.962	33.275	1:20.237	73.60	10.766	09:04:49.767
3 -	48.384	33.260	1:21.644	72.33	12.173	09:06:11.411
4 -	46.743	32.958	1:19.701	74.09	10.230	09:07:31.112
5 -	46.321	34.255	1:20.576	73.29	11.105	09:08:51.688
6 -	47.072	32.024	1:19.096	74.66	9.625	09:10:10.784
7 -	50.141	IN PIT	1:28.132 P	67.00	18.661	09:11:38.916
8 -	OUTLAP	29.522	3:00.251	32.76	1:50.780	09:14:39.167
9 -	43.684	31.420	1:15.104	78.63	5.633	09:15:54.271
10 -	41.740	28.456	1:10.196	84.13	0.725	09:17:04.467
11 -	41.794	28.636	1:10.430	83.85	0.959	09:18:14.897
12 -	41.392	28.187	1:09.579 (2)	84.87	0.108	09:19:24.476
13 -	41.252	28.382	1:09.634 (3)	84.81	0.163	09:20:34.110
14 -	41.233	28.238	1:09.471 (1)	85.00		09:21:43.581

P24 45 C		Brendan MURPHY		BMW Compact		
IDEAL LAP TIME : 1:09.738		BEST LAP TIME : 1:10.025		DIFFERENCE : 0.287		
LAP	SECTOR 1	SECTOR 2	LAP TIME	MPH	DIFF	TIME OF DAY
1 -	42.464	41.130	1:23.594	70.64	13.569	09:02:47.503
2 -	42.728	29.734	1:12.462	81.50	2.437	09:03:59.965
3 -	43.186	29.363	1:12.549	81.40	2.524	09:05:12.514
4 -	42.678	28.427	1:11.105	83.05	1.080	09:06:23.619
5 -	42.417	28.975	1:11.392	82.72	1.367	09:07:35.011
6 -	41.738	28.683	1:10.421	83.86	0.396	09:08:45.432
7 -	41.633	28.392	1:10.025 (1)	84.33		09:09:55.457
8 -	41.714	28.386	1:10.100 (2)	84.24	0.075	09:11:05.557
9 -	41.352	IN PIT	1:14.736 P	79.02	4.711	09:12:20.293
10 -	OUTLAP	29.969	3:28.605	28.31	2:18.580	09:15:48.898
11 -	42.003	29.514	1:11.517	82.57	1.492	09:17:00.415
12 -	42.271	28.490	1:10.761	83.45	0.736	09:18:11.176
13 -	41.819	28.642	1:10.461	83.81	0.436	09:19:21.637
14 -	41.735	28.513	1:10.248 (3)	84.06	0.223	09:20:31.885
15 -	42.027	28.816	1:10.843	83.36	0.818	09:21:42.728

SW Motorsports ClubSport Trophy

QUALIFYING - RACE 2 - SECTOR ANALYSIS



SECTOR 1 = FL to I1, SECTOR 2 = I1 to FL, DIFF = Difference To Personal Best Lap, P = Crossed Finish Line in Pit Lane, D = Time Disallowed

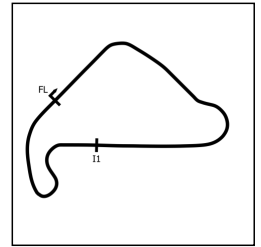
P25 96 B		Kristian GOODALL		Honda Civic Type R		
IDEAL LAP TIME : 1:09.811		BEST LAP TIME : 1:10.083		DIFFERENCE : 0.272		
LAP	SECTOR 1	SECTOR 2	LAP TIME	MPH	DIFF	TIME OF DAY
1 -	48.209	32.341	1:20.550	73.31	10.467	09:02:50.550
2 -	44.825	30.970	1:15.795	77.91	5.712	09:04:06.345
3 -	44.135	29.899	1:14.034	79.76	3.951	09:05:20.379
4 -	44.919	29.677	1:14.596	79.16	4.513	09:06:34.975
5 -	42.806	29.697	1:12.503	81.45	2.420	09:07:47.478
6 -	43.845	31.769	1:15.614	78.10	5.531	09:09:03.092
7 -	42.082	29.238	1:11.320	82.80	1.237	09:10:14.412
8 -	43.560	IN PIT	1:18.497 P	75.23	8.414	09:11:32.909
9 -	OUTLAP	29.176	3:18.147	29.80	2:08.064	09:14:51.056
10 -	41.788	29.083	1:10.871	83.32	0.788	09:16:01.927
11 -	41.922	28.915	1:10.837 (3)	83.36	0.754	09:17:12.764
12 -	41.147	28.936	1:10.083 (1)	84.26		09:18:22.847
13 -	42.069	28.782	1:10.851	83.35	0.768	09:19:33.698
14 -	41.795	28.664	1:10.459 (2)	83.81	0.376	09:20:44.157
15 -	44.639	29.615	1:14.254	79.53	4.171	09:21:58.411

P26 177 B		JUKES / JUKES		BMW Z4		
IDEAL LAP TIME : 1:09.066		BEST LAP TIME : 1:10.206		DIFFERENCE : 1.140		
LAP	SECTOR 1	SECTOR 2	LAP TIME	MPH	DIFF	TIME OF DAY
1 -	44.674	28.968	1:13.642	80.19	3.436	09:02:27.975
2 -	41.415	28.995	1:10.410 (2)	83.87	0.204	09:03:38.385
3 -	42.113	28.404	1:10.517 (3)	83.74	0.311	09:04:48.902
4 -	42.719	28.359	1:11.078	83.08	0.872	09:05:59.980
5 -	40.707	29.499	1:10.206 (1)	84.11		09:07:10.186
6 -	41.394	IN PIT	1:13.159 P	80.72	2.953	09:08:23.345
7 -	OUTLAP	31.565	3:22.212	29.20	2:12.006	09:11:45.557
8 -	42.870	30.472	1:13.342	80.52	3.136	09:12:58.899
9 -	42.423	30.359	1:12.782	81.14	2.576	09:14:11.681
10 -	42.517	30.124	1:12.641	81.29	2.435	09:15:24.322
11 -	43.012	30.017	1:13.029	80.86	2.823	09:16:37.351
12 -	41.839	30.301	1:12.140	81.86	1.934	09:17:49.491
13 -	41.913	29.471	1:11.384	82.73	1.178	09:19:00.875
14 -	41.797	28.940	1:10.737	83.48	0.531	09:20:11.612
15 -	42.955	29.549	1:12.504	81.45	2.298	09:21:24.116

P27 93 C		HAYES / BRUCE		BMW E36 Compact		
IDEAL LAP TIME : 1:10.000		BEST LAP TIME : 1:10.272		DIFFERENCE : 0.272		
LAP	SECTOR 1	SECTOR 2	LAP TIME	MPH	DIFF	TIME OF DAY
1 -	49.804	32.386	1:22.190	71.85	11.918	09:03:09.963
2 -	47.346	33.174	1:20.520	73.34	10.248	09:04:30.483
3 -	44.765	29.908	1:14.673	79.08	4.401	09:05:45.156
4 -	42.430	29.164	1:11.594	82.48	1.322	09:06:56.750
5 -	41.916	31.412	1:13.328	80.53	3.056	09:08:10.078
6 -	41.802	28.470	1:10.272 (1)	84.04		09:09:20.350
7 -	43.668	IN PIT	1:22.458 P	71.62	12.186	09:10:42.808
8 -	OUTLAP	31.108	3:32.134	27.83	2:21.862	09:14:14.942
9 -	43.585	30.505	1:14.090	79.70	3.818	09:15:29.032
10 -	42.823	29.861	1:12.684	81.25	2.412	09:16:41.716
11 -	42.118	29.952	1:12.070	81.94	1.798	09:17:53.786
12 -	42.307	30.099	1:12.406	81.56	2.134	09:19:06.192
13 -	42.241	28.666	1:10.907 (3)	83.28	0.635	09:20:17.099
14 -	41.530	29.082	1:10.612 (2)	83.63	0.340	09:21:27.711

SW Motorsports ClubSport Trophy

QUALIFYING - RACE 2 - SECTOR ANALYSIS



SECTOR 1 = FL to I1, SECTOR 2 = I1 to FL, DIFF = Difference To Personal Best Lap, P = Crossed Finish Line in Pit Lane, D = Time Disallowed

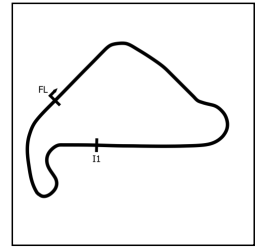
P28 283 C		Chris STONE		Honda Civic Type R (EP3)			
IDEAL LAP TIME : 1:10.421		BEST LAP TIME : 1:10.421		DIFFERENCE : 0.000			
LAP	SECTOR 1	SECTOR 2	LAP TIME	MPH	DIFF	TIME OF DAY	
1 -	51.019	33.269	1:24.288	70.06	13.867	09:03:14.887	
2 -	44.792	37.102	1:21.894	72.11	11.473	09:04:36.781	
3 -	45.447	31.028	1:16.475	77.22	6.054	09:05:53.256	
4 -	44.455	30.524	1:14.979	78.76	4.558	09:07:08.235	
5 -	43.587	30.558	1:14.145	79.65	3.724	09:08:22.380	
6 -	44.083	IN PIT	1:21.707 P	72.27	11.286	09:09:44.087	
7 -	OUTLAP	30.805	2:30.612	39.21	1:20.191	09:12:14.699	
8 -	43.874	29.955	1:13.829	79.99	3.408	09:13:28.528	
9 -	42.979	29.887	1:12.866	81.04	2.445	09:14:41.394	
10 -	42.168	29.612	1:11.780 (3)	82.27	1.359	09:15:53.174	
11 -	41.599	28.822	1:10.421 (1)	83.86		09:17:03.595	
12 -	47.202	33.994	1:21.196	72.73	10.775	09:18:24.791	
13 -	46.168	29.570	1:15.738	77.97	5.317	09:19:40.529	
14 -	42.323	29.254	1:11.577 (2)	82.50	1.156	09:20:52.106	

P29 22 E		FANTANA / RAMSDEN		Mazda MX5 MK1			
IDEAL LAP TIME : 1:11.499		BEST LAP TIME : 1:11.499		DIFFERENCE : 0.000			
LAP	SECTOR 1	SECTOR 2	LAP TIME	MPH	DIFF	TIME OF DAY	
1 -	45.757	31.121	1:16.878	76.81	5.379	09:02:59.586	
2 -	45.642	31.337	1:16.979	76.71	5.480	09:04:16.565	
3 -	45.043	IN PIT	1:16.400 P	77.29	4.901	09:05:32.965	
4 -	OUTLAP	31.908	3:05.581	31.82	1:54.082	09:08:38.546	
5 -	46.036	30.726	1:16.762	76.93	5.263	09:09:55.308	
6 -	44.814	30.360	1:15.174	78.55	3.675	09:11:10.482	
7 -	43.824	30.216	1:14.040	79.76	2.541	09:12:24.522	
8 -	43.936	30.030	1:13.966	79.84	2.467	09:13:38.488	
9 -	43.596	30.247	1:13.843	79.97	2.344	09:14:52.331	
10 -	43.900	29.728	1:13.628	80.20	2.129	09:16:05.959	
11 -	42.996	29.724	1:12.720 (3)	81.21	1.221	09:17:18.679	
12 -	43.188	29.224	1:12.412 (2)	81.55	0.913	09:18:31.091	
13 -	43.533	29.859	1:13.392	80.46	1.893	09:19:44.483	
14 -	42.336	29.163	1:11.499 (1)	82.59		09:20:55.982	

P30 241 C		Matt MASSEY		Honda Civic Type R			
IDEAL LAP TIME : 1:11.525		BEST LAP TIME : 1:11.642		DIFFERENCE : 0.117			
LAP	SECTOR 1	SECTOR 2	LAP TIME	MPH	DIFF	TIME OF DAY	
1 -	47.578	32.813	1:20.391	73.46	8.749	09:02:53.143	
2 -	46.203	30.138	1:16.341	77.35	4.699	09:04:09.484	
3 -	44.903	30.550	1:15.453	78.26	3.811	09:05:24.937	
4 -	44.641	30.229	1:14.870	78.87	3.228	09:06:39.807	
5 -	43.917	30.003	1:13.920	79.89	2.278	09:07:53.727	
6 -	43.827	30.463	1:14.290	79.49	2.648	09:09:08.017	
7 -	43.234	29.389	1:12.623	81.31	0.981	09:10:20.640	
8 -	44.057	IN PIT	1:21.754 P	72.23	10.112	09:11:42.394	
9 -	OUTLAP	29.180	3:29.232	28.22	2:17.590	09:15:11.626	
10 -	43.804	28.901	1:12.705	81.22	1.063	09:16:24.331	
11 -	42.847	29.309	1:12.156	81.84	0.514	09:17:36.487	
12 -	42.945	28.915	1:11.860 (3)	82.18	0.218	09:18:48.347	
13 -	42.964	28.678	1:11.642 (1)	82.43		09:19:59.989	
14 -	42.897	28.841	1:11.738 (2)	82.32	0.096	09:21:11.727	

SW Motorsports ClubSport Trophy

QUALIFYING - RACE 2 - SECTOR ANALYSIS



SECTOR 1 = FL to I1, SECTOR 2 = I1 to FL, DIFF = Difference To Personal Best Lap, P = Crossed Finish Line in Pit Lane, D = Time Disallowed

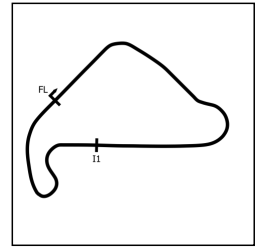
P31 11 B		Barrie CULLEY		Seat Leon Cupra Cup			
IDEAL LAP TIME : 1:11.552		BEST LAP TIME : 1:11.964		DIFFERENCE : 0.412			
LAP	SECTOR 1	SECTOR 2	LAP TIME	MPH	DIFF	TIME OF DAY	
1 -	49.807	32.839	1:22.646	71.45	10.682	09:03:09.711	
2 -	46.639	31.749	1:18.388	75.33	6.424	09:04:28.099	
3 -	45.984	31.133	1:17.117	76.58	5.153	09:05:45.216	
4 -	43.880	30.632	1:14.512	79.25	2.548	09:06:59.728	
5 -	44.128	32.922	1:17.050	76.64	5.086	09:08:16.778	
6 -	44.595	31.090	1:15.685	78.02	3.721	09:09:32.463	
7 -	44.955	30.579	1:15.534	78.18	3.570	09:10:47.997	
8 -	45.062	30.700	1:15.762	77.95	3.798	09:12:03.759	
9 -	43.266	29.801	1:13.067 (3)	80.82	1.103	09:13:16.826	
10 -	44.722	33.928	1:18.650	75.08	6.686	09:14:35.476	
11 -	43.494	29.157	1:12.651 (2)	81.28	0.687	09:15:48.127	
12 -	42.395	29.569	1:11.964 (1)	82.06		09:17:00.091	
13 -	42.779	IN PIT	1:17.217 P	76.48	5.253	09:18:17.308	

P32 81 E		William GALLACHER		MK3 Toyota MR2			
IDEAL LAP TIME : 1:12.278		BEST LAP TIME : 1:12.336		DIFFERENCE : 0.058			
LAP	SECTOR 1	SECTOR 2	LAP TIME	MPH	DIFF	TIME OF DAY	
1 -	45.067	30.879	1:15.946	77.76	3.610	09:03:21.053	
2 -	43.457	31.357	1:14.814	78.93	2.478	09:04:35.867	
3 -	44.019	30.980	1:14.999	78.74	2.663	09:05:50.866	
4 -	43.301	30.552	1:13.853	79.96	1.517	09:07:04.719	
5 -	43.654	30.386	1:14.040	79.76	1.704	09:08:18.759	
6 -	43.152	30.993	1:14.145	79.65	1.809	09:09:32.904	
7 -	45.614	34.116	1:19.730	74.07	7.394	09:10:52.634	
8 -	47.175	32.991	1:20.166	73.66	7.830	09:12:12.800	
9 -	42.834	30.009	1:12.843	81.07	0.507	09:13:25.643	
10 -	45.888	33.199	1:19.087	74.67	6.751	09:14:44.730	
11 -	42.552	30.161	1:12.713 (3)	81.21	0.377	09:15:57.443	
12 -	42.610	29.726	1:12.336 (1)	81.64		09:17:09.779	
13 -	42.902	30.054	1:12.956	80.94	0.620	09:18:22.735	
14 -	49.439	34.194	1:23.633	70.61	11.297	09:19:46.368	
15 -	42.569	29.778	1:12.347 (2)	81.62	0.011	09:20:58.715	

P33 53 C		Andrew WESTON		Toyota MR2 MK3			
IDEAL LAP TIME : 1:11.641		BEST LAP TIME : 1:12.502		DIFFERENCE : 0.861			
LAP	SECTOR 1	SECTOR 2	LAP TIME	MPH	DIFF	TIME OF DAY	
1 -	51.104	33.717	1:24.821	69.62	12.319	09:03:37.497	
2 -	48.219	31.475	1:19.694	74.10	7.192	09:04:57.191	
3 -	50.972	30.645	1:21.617	72.35	9.115	09:06:18.808	
4 -	44.613	31.311	1:15.924	77.78	3.422	09:07:34.732	
5 -	45.118	31.199	1:16.317	77.38	3.815	09:08:51.049	
6 -	49.901	31.580	1:21.481	72.47	8.979	09:10:12.530	
7 -	44.457	30.445	1:14.902	78.84	2.400	09:11:27.432	
8 -	43.179	29.997	1:13.176 (3)	80.70	0.674	09:12:40.608	
9 -	45.523	31.544	1:17.067	76.63	4.565	09:13:57.675	
10 -	45.777	32.147	1:17.924	75.78	5.422	09:15:15.599	
11 -	44.918	30.842	1:15.760	77.95	3.258	09:16:31.359	
12 -	44.351	29.496	1:13.847	79.97	1.345	09:17:45.206	
13 -	43.415	29.236	1:12.651 (2)	81.28	0.149	09:18:57.857	
14 -	42.405	30.097	1:12.502 (1)	81.45		09:20:10.359	
15 -	43.662	31.330	1:14.992	78.75	2.490	09:21:25.351	

SW Motorsports ClubSport Trophy

QUALIFYING - RACE 2 - SECTOR ANALYSIS



SECTOR 1 = FL to I1, SECTOR 2 = I1 to FL, DIFF = Difference To Personal Best Lap, P = Crossed Finish Line in Pit Lane, D = Time Disallowed

P34 94 E		Liam COCHRANE		Mazda MX5		
IDEAL LAP TIME : 1:12.659		BEST LAP TIME : 1:12.659		DIFFERENCE : 0.000		
LAP	SECTOR 1	SECTOR 2	LAP TIME	MPH	DIFF	TIME OF DAY
1 -	44.820	31.614	1:16.434	77.26	3.775	09:02:56.174
2 -	44.085	29.821	1:13.906	79.90	1.247	09:04:10.080
3 -	46.837	30.741	1:17.578	76.12	4.919	09:05:27.658
4 -	44.998	29.967	1:14.965	78.77	2.306	09:06:42.623
5 -	43.452	29.811	1:13.263	80.60	0.604	09:07:55.886
6 -	46.868	32.630	1:19.498	74.28	6.839	09:09:15.384
7 -	43.656	29.774	1:13.430	80.42	0.771	09:10:28.814
8 -	43.667	29.926	1:13.593	80.24	0.934	09:11:42.407
9 -	43.360	29.878	1:13.238 (3)	80.63	0.579	09:12:55.645
10 -	43.156	29.503	1:12.659 (1)	81.27		09:14:08.304
11 -	43.602	IN PIT	1:16.301 P	77.39	3.642	09:15:24.605
12 -	OUTLAP	29.771	1:33.942	62.86	21.283	09:16:58.547
13 -	43.327	29.621	1:12.948 (2)	80.95	0.289	09:18:11.495
14 -	43.585	30.942	1:14.527	79.24	1.868	09:19:26.022
15 -	43.636	29.761	1:13.397	80.46	0.738	09:20:39.419
16 -	44.126	31.136	1:15.262	78.46	2.603	09:21:54.681

P35 107 D		Steven WATSON		Renault Clio		
IDEAL LAP TIME : 1:12.368		BEST LAP TIME : 1:12.755		DIFFERENCE : 0.387		
LAP	SECTOR 1	SECTOR 2	LAP TIME	MPH	DIFF	TIME OF DAY
1 -	51.981	34.830	1:26.811	68.02	14.056	09:03:37.089
2 -	50.236	31.534	1:21.770	72.22	9.015	09:04:58.859
3 -	50.603	31.891	1:22.494	71.58	9.739	09:06:21.353
4 -	45.048	31.262	1:16.310	77.39	3.555	09:07:37.663
5 -	44.660	31.260	1:15.920	77.78	3.165	09:08:53.583
6 -	46.074	31.558	1:17.632	76.07	4.877	09:10:11.215
7 -	45.228	30.435	1:15.663	78.05	2.908	09:11:26.878
8 -	44.843	30.117	1:14.960	78.78	2.205	09:12:41.838
9 -	45.428	31.128	1:16.556	77.14	3.801	09:13:58.394
10 -	45.763	29.911	1:15.674	78.04	2.919	09:15:14.068
11 -	43.046	29.709	1:12.755 (1)	81.17		09:16:26.823
12 -	43.920	29.706	1:13.626 (3)	80.21	0.871	09:17:40.449
13 -	50.089	36.030	1:26.119	68.57	13.364	09:19:06.568
14 -	47.370	29.322	1:16.692	77.00	3.937	09:20:23.260
15 -	43.960	29.445	1:13.405 (2)	80.45	0.650	09:21:36.665

SW Motorsports ClubSport Trophy

QUALIFYING - RACE 2 - BEST SECTORS

SECTOR 1			SECTOR 2			IDEAL / BEST COMPARISON						
POS	NO	NAME	TIME	NO	NAME	TIME	POS	NO	NAME	IDEAL	BEST	DIFF
									PERFECT LAP	1:04.150		
1	27	BILIMORIA	37.928	77	BOSTON / REUTER	26.222	1	77	BOSTON / REUTER	1:04.599	1:04.599	0.000
2	77	BOSTON / REUTER	38.377	27	BILIMORIA	26.680	2	27	BILIMORIA	1:04.608	1:04.700	0.092
3	73	PARSONS	38.730	15	DYER	26.961	3	15	DYER	1:05.840	1:05.840	0.000
4	15	DYER	38.879	153	STIRLING	27.158	4	73	PARSONS	1:05.993	1:06.170	0.177
5	153	STIRLING	39.241	73	PARSONS	27.263	5	153	STIRLING	1:06.399	1:06.601	0.202
6	14	WATLING / WHEELER	39.306	110	CULLEY	27.304	6	14	WATLING / WHEELER	1:06.716	1:06.987	0.271
7	24	POWER	39.455	32	JONES	27.374	7	110	CULLEY	1:07.069	1:07.138	0.069
8	151	COX	39.566	49	BYRNE / FIRTH	27.409	8	24	POWER	1:07.128	1:07.544	0.416
9	63	WOOD	39.590	14	WATLING / WHEELER	27.410	9	32	JONES	1:07.308	1:07.308	0.000
10	721	MURPHY	39.761	24	POWER	27.673	10	63	WOOD	1:07.413	1:07.531	0.118
11	110	CULLEY	39.765	721	MURPHY	27.696	11	721	MURPHY	1:07.457	1:08.119	0.662
12	888	PRICE	39.883	60	REYNOLDS	27.730	12	151	COX	1:07.580	1:07.946	0.366
13	32	JONES	39.934	150	STEPHENS	27.748	13	49	BYRNE / FIRTH	1:07.807	1:07.850	0.043
14	54	HARRISON	40.275	118	MAY	27.766	14	60	REYNOLDS	1:08.104	1:08.621	0.517
15	60	REYNOLDS	40.374	279	FENNING	27.774	15	888	PRICE	1:08.153	1:08.209	0.056
16	49	BYRNE / FIRTH	40.398	63	WOOD	27.823	16	54	HARRISON	1:08.228	1:08.228	0.000
17	40	RADFORD	40.468	54	HARRISON	27.953	17	279	FENNING	1:08.458	1:08.458	0.000
18	75	EMMERSON	40.618	151	COX	28.014	18	118	MAY	1:08.463	1:08.463	0.000
19	279	FENNING	40.684	75	EMMERSON	28.180	19	150	STEPHENS	1:08.553	1:08.553	0.000
20	118	MAY	40.697	4	HARRISON / HAWKES-REED	28.187	20	75	EMMERSON	1:08.798	1:08.798	0.000
21	177	JUKES / JUKES	40.707	888	PRICE	28.270	21	40	RADFORD	1:08.841	1:09.047	0.206
22	150	STEPHENS	40.805	79	MINEEV	28.298	22	177	JUKES / JUKES	1:09.066	1:10.206	1.140
23	79	MINEEV	40.971	177	JUKES / JUKES	28.359	23	79	MINEEV	1:09.269	1:09.269	0.000
24	96	GOODALL	41.147	40	RADFORD	28.373	24	4	HARRISON / HAWKES-REED	1:09.420	1:09.471	0.051
25	4	HARRISON / HAWKES-REED	41.233	45	MURPHY	28.386	25	45	MURPHY	1:09.738	1:10.025	0.287
26	45	MURPHY	41.352	93	HAYES / BRUCE	28.470	26	96	GOODALL	1:09.811	1:10.083	0.272
27	93	HAYES / BRUCE	41.530	96	GOODALL	28.664	27	93	HAYES / BRUCE	1:10.000	1:10.272	0.272
28	283	STONE	41.599	241	MASSEY	28.678	28	283	STONE	1:10.421	1:10.421	0.000
29	22	FANTANA / RAMSDEN	42.336	283	STONE	28.822	29	22	FANTANA / RAMSDEI	1:11.499	1:11.499	0.000
30	11	CULLEY	42.395	11	CULLEY	29.157	30	241	MASSEY	1:11.525	1:11.642	0.117
31	53	WESTON	42.405	22	FANTANA / RAMSDEN	29.163	31	11	CULLEY	1:11.552	1:11.964	0.412
32	81	GALLACHER	42.552	53	WESTON	29.236	32	53	WESTON	1:11.641	1:12.502	0.861
33	241	MASSEY	42.847	107	WATSON	29.322	33	81	GALLACHER	1:12.278	1:12.336	0.058
34	107	WATSON	43.046	94	COCHRANE	29.503	34	107	WATSON	1:12.368	1:12.755	0.387
35	94	COCHRANE	43.156	81	GALLACHER	29.726	35	94	COCHRANE	1:12.659	1:12.659	0.000

SW Motorsports ClubSport Trophy

QUALIFYING - RACE 2 - PIT STOP ANALYSIS

P1 77 BOSTON / REUTER				
STOP	IN TIME	STOP TIME	TOTAL TIME	OUT TIME

1 -	09:05:13.675	52.215	52.215	09:06:05.890
2 -	09:12:10.810	1:38.871	2:31.086	09:13:49.681

P3 15 Andrew DYER				
STOP	IN TIME	STOP TIME	TOTAL TIME	OUT TIME

1 -	09:12:11.950	1:36.392	1:36.392	09:13:48.342
-----	--------------	----------	----------	--------------

P4 73 Mike PARSONS				
STOP	IN TIME	STOP TIME	TOTAL TIME	OUT TIME

1 -	09:16:21.381	59.526	59.526	09:17:20.907
-----	--------------	--------	--------	--------------

P5 153 Kevin STIRLING				
STOP	IN TIME	STOP TIME	TOTAL TIME	OUT TIME

1 -	09:11:56.018	2:03.366	2:03.366	09:13:59.384
-----	--------------	----------	----------	--------------

P6 14 WATLING / WHEELER				
STOP	IN TIME	STOP TIME	TOTAL TIME	OUT TIME

1 -	09:12:13.280	1:41.347	1:41.347	09:13:54.627
-----	--------------	----------	----------	--------------

P11 49 BYRNE / FIRTH				
STOP	IN TIME	STOP TIME	TOTAL TIME	OUT TIME

1 -	09:08:17.374	1:40.748	1:40.748	09:09:58.122
2 -	09:21:33.975			

P13 721 Chris MURPHY				
STOP	IN TIME	STOP TIME	TOTAL TIME	OUT TIME

1 -	09:02:02.833	55.559	55.559	09:02:58.392
2 -	09:10:22.335	5:41.244	6:36.803	09:16:03.579

P15 54 Stephen HARRISON				
STOP	IN TIME	STOP TIME	TOTAL TIME	OUT TIME

1 -	09:01:25.274	24.447	24.447	09:01:49.721
2 -	09:17:07.465	1:13.975	1:38.422	09:18:21.440
3 -	09:19:42.518			

P18 150 Andrew STEPHENS				
STOP	IN TIME	STOP TIME	TOTAL TIME	OUT TIME

1 -	09:12:29.222	2:10.315	2:10.315	09:14:39.537
-----	--------------	----------	----------	--------------

P19 60 Lee REYNOLDS				
STOP	IN TIME	STOP TIME	TOTAL TIME	OUT TIME

1 -	09:11:41.028	1:42.393	1:42.393	09:13:23.421
-----	--------------	----------	----------	--------------

P20 75 Craig EMMERSON				
STOP	IN TIME	STOP TIME	TOTAL TIME	OUT TIME

1 -	09:15:03.962	2:03.589	2:03.589	09:17:07.551
-----	--------------	----------	----------	--------------

P22 79 Sergei MINEEV				
STOP	IN TIME	STOP TIME	TOTAL TIME	OUT TIME

1 -	09:13:47.008	42.664	42.664	09:14:29.672
-----	--------------	--------	--------	--------------

P23 4 HARRISON / HAWKES-REED				
STOP	IN TIME	STOP TIME	TOTAL TIME	OUT TIME

1 -	09:11:38.916	1:49.296	1:49.296	09:13:28.212
-----	--------------	----------	----------	--------------

P24 45 Brendan MURPHY				
STOP	IN TIME	STOP TIME	TOTAL TIME	OUT TIME

1 -	09:12:20.293	2:17.591	2:17.591	09:14:37.884
-----	--------------	----------	----------	--------------

P25 96 Kristian GOODALL				
STOP	IN TIME	STOP TIME	TOTAL TIME	OUT TIME

1 -	09:11:32.909	2:10.737	2:10.737	09:13:43.646
-----	--------------	----------	----------	--------------

P26 177 JUKES / JUKES				
STOP	IN TIME	STOP TIME	TOTAL TIME	OUT TIME

1 -	09:08:23.345	2:07.127	2:07.127	09:10:30.472
-----	--------------	----------	----------	--------------

P27 93 HAYES / BRUCE				
STOP	IN TIME	STOP TIME	TOTAL TIME	OUT TIME

1 -	09:10:42.808	2:19.199	2:19.199	09:13:02.007
-----	--------------	----------	----------	--------------

P28 283 Chris STONE				
STOP	IN TIME	STOP TIME	TOTAL TIME	OUT TIME

1 -	09:09:44.087	1:12.092	1:12.092	09:10:56.179
-----	--------------	----------	----------	--------------

P29 22 FANTANA / RAMSDEN				
STOP	IN TIME	STOP TIME	TOTAL TIME	OUT TIME

1 -	09:05:32.965	1:48.210	1:48.210	09:07:21.175
-----	--------------	----------	----------	--------------

P30 241 Matt MASSEY				
STOP	IN TIME	STOP TIME	TOTAL TIME	OUT TIME

1 -	09:11:42.394	2:18.185	2:18.185	09:14:00.579
-----	--------------	----------	----------	--------------

P31 11 Barrie CULLEY				
STOP	IN TIME	STOP TIME	TOTAL TIME	OUT TIME

1 -	09:18:17.308			
-----	--------------	--	--	--

P34 94 Liam COCHRANE				
STOP	IN TIME	STOP TIME	TOTAL TIME	OUT TIME

1 -	09:15:24.605	23.114	23.114	09:15:47.719
-----	--------------	--------	--------	--------------

SW Motorsports ClubSport Trophy

QUALIFYING - RACE 2 - STATISTICS

Competitors Started 35
Planned Start 2024-08-17 @ 09:00:00.000
Actual Start 2024-08-17 @ 09:00:44.377
Finish Time 2024-08-17 @ 09:20:45.866
Track Length 1.6404mi.
Total Laps 522
Total Distance Covered 856.3219mi.

Session Fastest Lap History

NO	CL	NAME	LAP TIME	TIME OF DAY	LAP	VEHICLE
177	B	JUKES / JUKES	1:13.642	09:02:27.974	1	BMW Z4
73	B	Mike PARSONS	1:13.181	09:02:31.980	1	VW Golf
118	A	David MAY	1:10.162	09:02:45.730	1	Nissan 370Z
153	B	Kevin STIRLING	1:08.925	09:03:49.216	2	Renault Clio RS
118	A	David MAY	1:08.463	09:03:54.190	2	Nissan 370Z
27	A	Phiroze BILIMORIA	1:07.660	09:03:58.302	2	VW Scirocco
15	B	Andrew DYER	1:07.437	09:04:11.536	2	Audi TT 2.0 TFSI
27	A	Phiroze BILIMORIA	1:05.864	09:05:04.166	3	VW Scirocco
27	A	Phiroze BILIMORIA	1:05.032	09:08:26.354	6	VW Scirocco
77	B	BOSTON / REUTER	1:04.599	09:09:21.734	5	Mazda MX5

Flag History

TYPE	TIME OF DAY
GREEN	09:00:44.377
FINISH	09:20:45.866

Flag Statistics

TYPE	COUNT	TOTAL LAPS	TOTAL TIME
Green	1	18	21:47.366
Red	0	0	0.000
Safety Car	0	0	0.000
FCY	0	0	0.000

SW Motorsports ClubSport Trophy

QUALIFYING - RACE 2 - STATISTICS

CLASS : A

5 Starters

Fastest Lap History

NO	NAME	LAP TIME	TIME OF DAY	LAP	VEHICLE
151	David COX	1:13.454	09:02:39.490	1	VW Golf Gti
118	David MAY	1:10.162	09:02:45.730	1	Nissan 370Z
118	David MAY	1:08.463	09:03:54.190	2	Nissan 370Z
27	Phiroze BILIMORIA	1:07.660	09:03:58.302	2	VW Scirocco
27	Phiroze BILIMORIA	1:05.864	09:05:04.166	3	VW Scirocco
27	Phiroze BILIMORIA	1:05.032	09:08:26.354	6	VW Scirocco
27	Phiroze BILIMORIA	1:04.700	09:20:26.655	17	VW Scirocco

SW Motorsports ClubSport Trophy

QUALIFYING - RACE 2 - STATISTICS

CLASS : B

15 Starters

Fastest Lap History

NO	NAME	LAP TIME	TIME OF DAY	LAP	VEHICLE
177	JUKES / JUKES	1:13.642	09:02:27.974	1	BMW Z4
73	Mike PARSONS	1:13.181	09:02:31.980	1	VW Golf
110	Martyn CULLEY	1:13.157	09:02:52.442	1	Seat Leon
77	BOSTON / REUTER	1:11.036	09:03:20.142	1	Mazda MX5
177	JUKES / JUKES	1:10.410	09:03:38.384	2	BMW Z4
73	Mike PARSONS	1:10.399	09:03:42.379	2	VW Golf
153	Kevin STIRLING	1:08.925	09:03:49.216	2	Renault Clio RS
110	Martyn CULLEY	1:08.482	09:04:00.924	2	Seat Leon
15	Andrew DYER	1:07.437	09:04:11.536	2	Audi TT 2.0 TFSI
15	Andrew DYER	1:06.876	09:05:18.412	3	Audi TT 2.0 TFSI
15	Andrew DYER	1:06.675	09:08:43.665	6	Audi TT 2.0 TFSI
77	BOSTON / REUTER	1:04.599	09:09:21.734	5	Mazda MX5

SW Motorsports ClubSport Trophy

QUALIFYING - RACE 2 - STATISTICS

CLASS : C

9 Starters

Fastest Lap History

NO	NAME	LAP TIME	TIME OF DAY	LAP	VEHICLE
79	Sergei MINEEV	1:17.488	09:02:46.239	1	BMW 325ti
79	Sergei MINEEV	1:12.887	09:03:59.125	2	BMW 325ti
45	Brendan MURPHY	1:12.462	09:03:59.968	2	BMW Compact
279	Paul FENNING	1:11.080	09:04:05.819	2	Mazda RX8
279	Paul FENNING	1:10.388	09:05:16.207	3	Mazda RX8
49	BYRNE / FIRTH	1:10.245	09:06:57.551	4	MG ZS
279	Paul FENNING	1:09.108	09:07:40.982	5	Mazda RX8
279	Paul FENNING	1:08.818	09:09:59.385	7	Mazda RX8
279	Paul FENNING	1:08.458	09:11:07.844	8	Mazda RX8
49	BYRNE / FIRTH	1:08.209	09:17:59.336	12	MG ZS
49	BYRNE / FIRTH	1:07.850	09:19:07.186	13	MG ZS

SW Motorsports ClubSport Trophy
QUALIFYING - RACE 2 - STATISTICS

CLASS : D

3 Starters

Fastest Lap History

NO	NAME	LAP TIME	TIME OF DAY	LAP	VEHICLE
150	Andrew STEPHENS	1:23.213	09:02:49.722	1	Mini Cooper
150	Andrew STEPHENS	1:10.450	09:04:00.170	2	Mini Cooper
150	Andrew STEPHENS	1:09.284	09:11:14.559	8	Mini Cooper
150	Andrew STEPHENS	1:09.148	09:19:27.063	13	Mini Cooper
150	Andrew STEPHENS	1:08.939	09:20:35.997	14	Mini Cooper
150	Andrew STEPHENS	1:08.553	09:21:44.552	15	Mini Cooper

SW Motorsports ClubSport Trophy

QUALIFYING - RACE 2 - STATISTICS

CLASS : E

3 Starters

Fastest Lap History

NO	NAME	LAP TIME	TIME OF DAY	LAP	VEHICLE
94	Liam COCHRANE	1:16.434	09:02:56.167	1	Mazda MX5
81	William GALLACHER	1:15.946	09:03:21.048	1	MK3 Toyota MR2
94	Liam COCHRANE	1:13.906	09:04:10.074	2	Mazda MX5
81	William GALLACHER	1:13.853	09:07:04.712	4	MK3 Toyota MR2
94	Liam COCHRANE	1:13.263	09:07:55.880	5	Mazda MX5
94	Liam COCHRANE	1:13.238	09:12:55.639	9	Mazda MX5
81	William GALLACHER	1:12.843	09:13:25.640	9	MK3 Toyota MR2
94	Liam COCHRANE	1:12.659	09:14:08.298	10	Mazda MX5
81	William GALLACHER	1:12.336	09:17:09.776	12	MK3 Toyota MR2
22	FANTANA / RAMSDEN	1:11.499	09:20:55.974	14	Mazda MX5 MK1

SW Motorsports ClubSport Trophy
RACE 2 - GRID (45 minutes) - AMENDED

ROW 18	35	118	1:08.463 David MAY		
ROW 17	33	94	1:12.659 Liam COCHRANE	34	107
ROW 16	31	81	1:12.336 William GALLACHER	32	53
ROW 15	29	241	1:11.642 Matt MASSEY	30	11
ROW 14	27	283	1:10.421 Chris STONE	28	22
ROW 13	25	177	1:10.206 JUKES / JUKES	26	93
ROW 12	23	45	1:10.025 Brendan MURPHY	24	96
ROW 11	21	79	1:09.269 Sergei MINEEV	22	4
ROW 10	19	75	1:08.798 Craig EMMERSON	20	40
ROW 9	17	150	1:08.553 Andrew STEPHENS	18	60
ROW 8	15	54	1:08.228 Stephen HARRISON	16	279
ROW 7	13	721	1:08.119 Chris MURPHY	14	888
ROW 6	11	49	1:07.850 BYRNE / FIRTH	12	151
ROW 5	9	63	1:07.531 Steve WOOD	10	24
ROW 4	7	110	1:07.138 Martyn CULLEY	8	32
ROW 3	5	153	1:06.601 Kevin STIRLING	6	14
ROW 2	3	15	1:05.840 Andrew DYER	4	73
ROW 1	1	77	1:04.599 BOSTON / REUTER	2	27
Pole					

Comments: Car 118 - To start from back of grid - Change of vehicle

These results are provisional until the conclusion of any judicial and technical matters.

Silverstone National: 1.6404 miles

Clerk Of Course: Graham Lindley

Stewards:

Timekeeper: Sarah Evans



Results can be found at www.tsl-timing.com

Printed - 12:45 Saturday, 17 August 2024

SW Motorsports ClubSport Trophy

RACE 2 - CLASSIFICATION - AMENDED

Race Distance: 39 Laps / 63.97 miles

POS	NO	CL	PIC	NAME	ENTRY	LAPS	TIME	GAP	DIFF	MPH	BEST	ON	GRD	↑↓
1	15	B	1	Andrew DYER	Audi TT 2.0 TFSI	39	45:42.540			83.98	1:06.584	3	3	2
2	77	B	2	BOSTON / REUTER	Mazda MX5	39	45:50.669	8.129	8.129	83.73	1:05.233	6	1	-1
3	73*	B	3	Mike PARSONS	VW Golf	39	46:06.759	24.219	16.090	83.24	1:06.021	26	4	1
4	721	B	4	Chris MURPHY	BMW Z4	38	45:29.841	1 Lap	1 Lap	82.20	1:07.417	17	13	9
5	24	B	5	Kieran POWER	BMW Z4	38	45:34.053	1 Lap	4.212	82.08	1:07.334	37	10	5
6	63	B	6	Steve WOOD	BMW Z4	38	45:48.984	1 Lap	14.931	81.63	1:07.953	18	9	3
7	888	A	1	Graham PRICE	Megane Cup	38	46:02.091	1 Lap	13.107	81.24	1:07.773	15	14	7
8	27	A	2	Phiroze BILIMORIA	VW Scirocco	38	46:06.061	1 Lap	3.970	81.13	1:05.013	27	2	-6
9	60	A	3	Lee REYNOLDS	Honda Integra	38	46:07.387	1 Lap	1.326	81.09	1:08.267	25	18	9
10	49	C	1	BYRNE / FIRTH	MG ZS	38	46:16.104	1 Lap	8.717	80.83	1:08.391	5	11	1
11	40	B	7	Adam RADFORD	BMW Z4	38	46:22.691	1 Lap	6.587	80.64	1:08.636	31	20	9
12	279	C	2	Paul FENNING	Mazda RX8	38	46:23.821	1 Lap	1.130	80.61	1:08.733	36	16	4
13	96	B	8	Kristian GOODALL	Honda Civic Type R	38	46:24.985	1 Lap	1.164	80.58	1:08.479	34	24	11
14	32	B	9	Mark JONES	Civic Type R	38	46:37.504	1 Lap	12.519	80.21	1:08.843	28	8	-6
15	79	C	3	Sergei MINEEV	BMW 325ti	37	45:33.528	2 Laps	1 Lap	79.93	1:09.203	37	21	6
16	283	C	4	Chris STONE	Honda Civic Type R (EP3)	37	45:37.329	2 Laps	3.801	79.82	1:09.521	29	27	11
17	93	C	5	HAYES / BRUCE	BMW E36 Compact	37	45:41.085	2 Laps	3.756	79.71	1:09.085	8	26	9
18	150	D	1	Andrew STEPHENS	Mini Cooper	37	45:43.480	2 Laps	2.395	79.64	1:09.460	7	17	-1
19	75	C	6	Craig EMMERSON	BMW 330	37	46:08.447	2 Laps	24.967	78.92	1:10.023	16	19	0
20	177	B	10	JUKES / JUKES	BMW Z4	37	46:14.497	2 Laps	6.050	78.75	1:08.999	6	25	5
21	241*	C	7	Matt MASSEY	Honda Civic Type R	36	46:04.586	3 Laps	1 Lap	76.90	1:11.303	21	29	8
22	4	D	2	HARRISON / HAWKES-REED	Renault Clio	36	46:28.419	3 Laps	23.833	76.24	1:09.555	10	22	0
23	81	E	1	William GALLACHER	MK3 Toyota MR2	36	46:29.948	3 Laps	1.529	76.20	1:12.551	27	31	8
24	94*	E	2	Liam COCHRANE	Mazda MX5	36	46:41.678	3 Laps	11.730	75.88	1:13.276	6	33	9
25	107*	D	3	Steven WATSON	Renault Clio	36	47:05.122	3 Laps	23.444	75.25	1:11.845	31	34	9
26	11	B	11	Barrie CULLEY	Seat Leon Cupra Cup	36	47:13.986	3 Laps	8.864	75.01	1:11.579	35	30	4
27	53*	C	8	Andrew WESTON	Toyota MR2 MK3	35	46:36.068	4 Laps	1 Lap	73.92	1:12.537	9	32	5

NOT CLASSIFIED

DNF	22*	E		FANTANA / RAMSDEN	Mazda MX5 MK1	35	45:13.095	4 Laps		76.18	1:10.957	18	28	
DNF	151	A		David COX	VW Golf Gti	30	36:49.941	9 Laps	5 Laps	80.16	1:07.637	15	12	
DNF	110	B		Martyn CULLEY	Seat Leon	28	34:37.027	11 Laps	2 Laps	79.61	1:07.859	2	7	
DNF	14	B		WATLING / WHEELER	Ford Fiesta ST 150	21	23:51.091	18 Laps	7 Laps	86.66	1:07.412	2	6	
DNF	153	B		Kevin STIRLING	Renault Clio RS	15	17:00.499	24 Laps	6 Laps	86.80	1:06.986	2	5	
DNF	45	C		Brendan MURPHY	BMW Compact	6	7:33.435	33 Laps	9 Laps	78.14	1:11.091	4	23	
DNF	54	B		Stephen HARRISON	Honda S2000	4	5:01.533	35 Laps	2 Laps	78.34	1:12.862	2	15	
DNF	118	A		David MAY	Fiesta ST240	0							35	

FASTEST LAP

27	A		Phiroze BILIMORIA	VW Scirocco	27	1:05.013			90.83 mph		146.19 kph			
77	B		BOSTON / REUTER	Mazda MX5	6	1:05.233			90.53 mph		145.69 kph			
49	C		BYRNE / FIRTH	MG ZS	5	1:08.391			86.35 mph		138.96 kph			
150	D		Andrew STEPHENS	Mini Cooper	7	1:09.460			85.02 mph		136.83 kph			
22	E		FANTANA / RAMSDEN	Mazda MX5 MK1	18	1:10.957			83.22 mph		133.94 kph			

Weather / Track : Bright / Dry

These results are provisional until the conclusion of any judicial and technical matters.

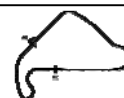
Date: 17/08/2024 Start: 13:06 Finish: 13:52

Silverstone National: 1.6404 miles

Clerk Of Course: Graham Lindley

Stewards:

Timekeeper: Sarah Evans



SW Motorsports ClubSport Trophy

RACE 2 - CLASSIFICATION - AMENDED

Race Distance: 39 Laps / 63.97 miles

Comments: Cars 22 & 94 - 5 second penalty - Track limits
Following post race penalties for short pit stops:
Car 73 - 37.944 seconds
Car 241 - 30.133 seconds
Car 107 - 32.051 seconds
Car 53 - 31.721 seconds

Weather / Track : Bright / Dry

These results are provisional until the conclusion of any judicial and technical matters.

Date: 17/08/2024 Start: 13:06 Finish: 13:52
Silverstone National: 1.6404 miles

Clerk Of Course: Graham Lindley

Stewards:

Timekeeper: Sarah Evans



SW Motorsports ClubSport Trophy

RACE 2 - LAP CHART

LAP 1 @ 13:07:52.318			LAP 2 @ 13:08:57.485			LAP 3 @ 13:10:02.859			LAP 4 @ 13:11:08.474			LAP 5 @ 13:12:13.789		
NO	BEHIND	LAP TIME	NO	BEHIND	LAP TIME	NO	BEHIND	LAP TIME	NO	BEHIND	LAP TIME	NO	BEHIND	LAP TIME
27		1:05.610	27		1:05.167	27		1:05.374	27		1:05.615	27		1:05.315
77	0.920	1:06.530	77	1.776	1:06.023	77	1.654	1:05.252	73	5.766	1:07.766	73	7.247	1:06.796
73	1.262	1:06.872	73	2.339	1:06.244	73	3.615	1:06.650	15	5.952	1:07.154	15	7.607	1:06.970
15	1.784	1:07.394	15	3.203	1:06.586	15	4.413	1:06.584	153	8.517	1:07.627	77	10.714	1:05.640
153	2.917	1:08.527	153	4.736	1:06.986	153	6.505	1:07.143	14	10.383	1:07.821	153	10.979	1:07.777
14	3.612	1:09.222	14	5.857	1:07.412	14	8.177	1:07.694	77	10.389	1:14.350	14	12.772	1:07.704
110	4.197	1:09.807	110	6.889	1:07.859	110	9.702	1:08.187	110	12.253	1:08.166	110	14.826	1:07.888
151	4.633	1:10.243	151	8.161	1:08.695	151	11.902	1:09.115	151	15.958	1:09.671	151	19.025	1:08.382
63	6.418	1:12.028	24	10.150	1:08.617	24	13.447	1:08.671	24	16.303	1:08.471	24	19.697	1:08.709
24	6.700	1:12.310	721	10.517	1:08.499	721	13.777	1:08.634	721	16.995	1:08.833	721	20.186	1:08.506
49	6.973	1:12.583	63	10.628	1:09.377	63	14.624	1:09.370	63	17.514	1:08.505	63	20.522	1:08.323
721	7.185	1:12.795	49	11.067	1:09.261	49	15.005	1:09.312	49	18.152	1:08.762	49	21.228	1:08.391
150	7.461	1:13.071	888	11.715	1:09.331	888	15.837	1:09.496	888	19.076	1:08.854	888	22.076	1:08.315
888	7.551	1:13.161	40	12.958	1:09.874	40	17.570	1:09.986	40	21.028	1:09.073	40	25.031	1:09.318
40	8.251	1:13.861	150	13.358	1:11.064	32	18.054	1:09.747	32	21.761	1:09.322	32	25.871	1:09.425
32	8.580	1:14.190	32	13.681	1:10.268	150	18.796	1:10.812	150	22.642	1:09.461	279	26.921	1:08.893
279	8.851	1:14.461	60	14.066	1:10.157	279	19.484	1:10.267	279	23.343	1:09.474	150	27.227	1:09.900
60	9.076	1:14.686	279	14.591	1:10.907	4	20.734	1:10.999	4	25.151	1:10.032	60	30.004	1:09.502
4	10.006	1:15.616	4	15.109	1:10.270	60	21.086	1:12.394	60	25.817	1:10.346	4	30.189	1:10.353
75	10.214	1:15.824	96	16.367	1:10.984	96	22.619	1:11.626	96	27.363	1:10.359	96	32.642	1:10.594
96	10.550	1:16.160	75	17.069	1:12.022	93	24.252	1:11.722	93	28.529	1:09.892	93	33.013	1:09.799
54	11.457	1:17.067	93	17.904	1:11.133	75	24.434	1:12.739	177	31.088	1:11.723	177	35.170	1:09.397
79	11.920	1:17.530	177	18.762	1:11.771	177	24.980	1:11.592	75	31.411	1:12.592	75	36.430	1:10.334
93	11.938	1:17.548	79	19.113	1:12.360	79	25.475	1:11.736	283	31.633	1:11.190	283	36.879	1:10.561
177	12.158	1:17.768	54	19.152	1:12.862	283	26.058	1:11.914	79	31.883	1:12.023	79	37.593	1:11.025
45	12.387	1:17.997	283	19.518	1:11.782	45	26.971	1:12.596	45	32.447	1:11.091	45	38.266	1:11.134
283	12.903	1:18.513	45	19.749	1:12.529	241	28.132	1:12.498	241	34.711	1:12.194	241	41.511	1:12.115
241	13.993	1:19.603	241	21.008	1:12.182	54	28.783	1:15.005	54	39.767	1:16.599	81	49.781	1:13.797
22	15.275	1:20.885	81	24.608	1:13.812	81	33.165	1:13.931	81	41.299	1:13.749	94	50.278	1:14.024
94	15.527	1:21.137	94	24.954	1:14.594	94	33.481	1:13.901	94	41.569	1:13.703	22	54.827	1:13.302
81	15.963	1:21.573	22	31.206	1:21.098	22	39.561	1:13.729	22	46.840	1:12.894	53	1:04.243	1:15.670
11	20.184	1:25.794	53	32.990	1:17.692	53	42.822	1:15.206	53	53.888	1:16.681			
53	20.465	1:26.075	11	37.182	1:22.165	11	51.329	1:19.521	107	1:02.095	1:15.907			
107	21.418	1:27.028	107	37.661	1:21.410	107	51.803	1:19.516	11	1:04.213	1:18.499			

SW Motorsports ClubSport Trophy

RACE 2 - LAP CHART

LAP 6 @ 13:13:20.467			LAP 7 @ 13:14:27.274			LAP 8 @ 13:15:32.607			LAP 9 @ 13:16:39.285			LAP 10 @ 13:17:55.610		
NO	BEHIND	LAP TIME	NO	BEHIND	LAP TIME	NO	BEHIND	LAP TIME	NO	BEHIND	LAP TIME	NO	BEHIND	LAP TIME
27		1:06.678	27		1:06.807	27		1:05.333	27		1:06.678	77		1:05.868
107	1 Lap	1:13.371	53	1 Lap	1:15.198	22	1 Lap	1:11.889	81	1 Lap	1:13.353	27	0.080	1:16.405 P
73	7.417	1:06.848	73	7.781	1:07.171	73	9.778	1:07.330	94	1 Lap	1:13.507	73	1.136	1:07.776
11	1 Lap	1:16.252	107	1 Lap	1:13.608	77	11.692	1:05.882	22	1 Lap	1:11.717	81	1 Lap	1:13.136
15	8.635	1:07.706	77	11.143	1:08.681	15	12.815	1:06.904	73	9.685	1:06.585	94	1 Lap	1:13.471
77	9.269	1:05.233	15	11.244	1:09.416	153	15.623	1:07.673	77	10.457	1:05.443	22	1 Lap	1:13.908
153	12.011	1:07.710	153	13.283	1:08.079	53	1 Lap	1:15.944	15	13.220	1:07.083	15	3.700	1:06.805
14	13.606	1:07.512	14	14.827	1:08.028	14	18.127	1:08.633	153	16.423	1:07.478	153	7.557	1:07.459
110	16.122	1:07.974	110	17.752	1:08.437	107	1 Lap	1:13.629	14	19.529	1:08.080	14	11.237	1:08.033
151	21.451	1:09.104	11	1 Lap	1:18.595	110	21.211	1:08.792	53	1 Lap	1:12.929	110	14.739	1:08.117
24	21.776	1:08.757	151	23.886	1:09.242	151	26.987	1:08.434	110	22.947	1:08.414	53	1 Lap	1:12.537
721	22.251	1:08.743	24	24.598	1:09.629	24	27.826	1:08.561	107	1 Lap	1:12.746	151	21.297	1:08.616
63	22.509	1:08.665	721	25.128	1:09.684	721	28.131	1:08.336	151	29.006	1:08.697	107	1 Lap	1:13.044
888	23.430	1:08.032	63	25.458	1:09.756	63	28.714	1:08.589	24	29.661	1:08.513	24	21.672	1:08.336
49	24.126	1:09.576	888	26.094	1:09.471	888	29.429	1:08.668	721	30.163	1:08.710	721	22.147	1:08.309
40	27.628	1:09.275	49	26.593	1:09.274	49	29.992	1:08.732	63	30.480	1:08.444	888	22.932	1:08.569
32	28.604	1:09.411	40	31.061	1:10.240	11	1 Lap	1:17.718	888	30.688	1:07.937	63	23.593	1:09.438
279	29.287	1:09.044	32	31.670	1:09.873	40	35.420	1:09.692	49	31.916	1:08.602	49	24.282	1:08.691
150	30.203	1:09.654	279	32.271	1:09.791	279	36.161	1:09.223	40	38.413	1:09.671	40	31.746	1:09.658
60	31.925	1:08.599	150	32.856	1:09.460	32	36.456	1:10.119	32	39.423	1:09.645	32	32.166	1:09.068
4	33.787	1:10.276	60	33.443	1:08.325	60	36.946	1:08.836	279	40.042	1:10.559	279	33.070	1:09.353
93	36.480	1:10.145	4	37.009	1:10.029	150	37.734	1:10.211	60	40.194	1:09.926	60	33.177	1:09.308
96	36.910	1:10.946	93	39.018	1:09.345	4	41.848	1:10.172	150	41.245	1:10.189	150	35.271	1:10.351
177	37.491	1:08.999	96	39.889	1:09.786	93	42.770	1:09.085	11	1 Lap	1:16.392	4	38.129	1:09.555
283	40.811	1:10.610	177	40.314	1:09.630	96	44.488	1:09.932	4	44.899	1:09.729	11	1 Lap	1:12.900
75	41.598	1:11.846	283	44.980	1:10.976	177	45.164	1:10.183	93	45.875	1:09.783	93	39.190	1:09.640
79	41.946	1:11.031	79	46.447	1:11.308	283	49.924	1:10.277	96	47.439	1:09.629	96	41.709	1:10.595
241	47.917	1:13.084	75	47.620	1:12.829	79	51.384	1:10.270	177	48.751	1:10.265	177	42.123	1:09.697
81	56.466	1:13.363	241	53.940	1:12.830	75	53.474	1:11.187	283	54.051	1:10.805	283	47.688	1:09.962
94	56.876	1:13.276	81	1:03.026	1:13.367	241	1:00.405	1:11.798	79	54.830	1:10.124	79	48.596	1:10.091
45	59.676	1:28.088 P	94	1:03.350	1:13.281				75	57.254	1:10.458	75	52.176	1:11.247
22	1:00.520	1:12.371							241	1:06.872	1:13.145	241	1:03.558	1:13.011

SW Motorsports ClubSport Trophy

RACE 2 - LAP CHART

LAP 11 @ 13:19:02.438			LAP 12 @ 13:20:08.354			LAP 13 @ 13:21:14.002			LAP 14 @ 13:22:19.522			LAP 15 @ 13:23:25.497		
NO	BEHIND	LAP TIME	NO	BEHIND	LAP TIME	NO	BEHIND	LAP TIME	NO	BEHIND	LAP TIME	NO	BEHIND	LAP TIME
77		1:06.828	77		1:05.916	77		1:05.648	77		1:05.520	77		1:05.975
73	0.709	1:06.401	73	1.260	1:06.467	27	2 Laps	3:20.625	75	1 Lap	1:11.297	79	1 Lap	1:11.588
15	4.248	1:07.376	241	1 Lap	1:12.576	73	3.209	1:07.597	27	2 Laps	1:05.278	27	2 Laps	1:05.331
81	1 Lap	1:12.984	15	5.236	1:06.904	15	6.657	1:07.069	73	4.030	1:06.341	11	2 Laps	1:13.076
22	1 Lap	1:12.626	153	11.957	1:08.889	241	1 Lap	1:12.428	15	8.254	1:07.117	73	4.288	1:06.233
94	1 Lap	1:13.613	81	1 Lap	1:12.908	153	13.813	1:07.504	153	16.027	1:07.734	75	1 Lap	1:11.376
153	8.984	1:08.255	22	1 Lap	1:11.819	14	18.037	1:08.764	241	1 Lap	1:11.789	15	9.258	1:06.979
14	12.186	1:07.777	14	14.921	1:08.651	81	1 Lap	1:13.409	14	20.384	1:07.867	153	21.710	1:11.658 P
110	16.007	1:08.096	94	1 Lap	1:14.216	110	22.607	1:08.608	110	25.957	1:08.870	241	1 Lap	1:11.626
151	22.566	1:08.097	110	19.647	1:09.556	22	1 Lap	1:14.584	81	1 Lap	1:14.211	14	22.143	1:07.734
24	23.190	1:08.346	151	24.357	1:07.707	94	1 Lap	1:14.132	151	30.927	1:09.841	151	32.589	1:07.637
721	24.426	1:09.107	24	25.251	1:07.977	151	26.606	1:07.897	24	31.127	1:08.966	110	33.343	1:13.361 P
888	25.147	1:09.043	721	26.662	1:08.152	24	27.681	1:08.078	721	31.528	1:07.702	24	33.937	1:08.785
63	25.488	1:08.723	888	27.098	1:07.867	721	29.346	1:08.332	63	34.063	1:08.300	721	34.108	1:08.555
49	27.396	1:09.942	63	28.076	1:08.504	63	31.283	1:08.855	94	1 Lap	1:14.129	63	36.452	1:08.364
53	1 Lap	1:16.449	49	30.187	1:08.707	49	33.612	1:09.073	22	1 Lap	1:16.443	81	1 Lap	1:13.591
107	1 Lap	1:14.868	107	1 Lap	1:12.847	888	39.405	1:17.955	49	36.777	1:08.685	49	39.317	1:08.515
40	33.742	1:08.824	40	37.092	1:09.266	60	43.177	1:09.405	888	41.922	1:08.037	22	1 Lap	1:12.914
32	34.846	1:09.508	32	39.364	1:10.434	279	45.008	1:10.906	279	49.258	1:09.770	888	43.720	1:07.773
60	35.794	1:09.445	60	39.420	1:09.542	107	1 Lap	1:14.929	32	49.990	1:09.814	94	1 Lap	1:16.142 P
279	36.708	1:10.466	279	39.750	1:08.958	32	45.696	1:11.980	150	51.200	1:10.550	279	52.608	1:09.325
150	38.092	1:09.649	150	41.962	1:09.786	150	46.170	1:09.856	107	1 Lap	1:12.159	32	53.414	1:09.399
4	41.045	1:09.744	53	1 Lap	1:21.635	40	48.356	1:16.912 P	60	55.022	1:17.365 P	150	55.261	1:10.036
93	42.175	1:09.813	4	45.050	1:09.921	4	50.267	1:10.865	93	55.511	1:10.316	107	1 Lap	1:12.924
177	45.274	1:09.979	93	45.946	1:09.687	93	50.715	1:10.417	4	56.406	1:11.659	93	59.244	1:09.708
96	45.405	1:10.524	177	48.849	1:09.491	177	52.954	1:09.753	177	57.230	1:09.796	4	1:00.327	1:09.896
11	1 Lap	1:14.368	96	49.301	1:09.812	53	1 Lap	1:15.634	96	58.387	1:09.303	177	1:00.423	1:09.168
283	51.034	1:10.174	11	1 Lap	1:13.237	96	54.604	1:10.951	53	1 Lap	1:13.212	96	1:01.400	1:08.988
79	51.731	1:09.963	283	55.196	1:10.078	283	59.718	1:10.170	283	1:04.081	1:09.883			
75	56.675	1:11.327	79	55.606	1:09.791	11	1 Lap	1:12.383						
			75	1:01.588	1:10.829	79	1:00.656	1:10.698						

SW Motorsports ClubSport Trophy

RACE 2 - LAP CHART

LAP 16 @ 13:24:31.443			LAP 17 @ 13:25:37.364			LAP 18 @ 13:26:43.566			LAP 19 @ 13:27:50.032			LAP 20 @ 13:28:55.828		
NO	BEHIND	LAP TIME	NO	BEHIND	LAP TIME	NO	BEHIND	LAP TIME	NO	BEHIND	LAP TIME	NO	BEHIND	LAP TIME
77		1:05.946	77		1:05.921	77		1:06.202	77		1:06.466	77		1:05.796
27	2 Laps	1:05.596	96	1 Lap	1:10.803	27	2 Laps	1:05.869	150	1 Lap	1:10.339	279	1 Lap	1:09.767
283	1 Lap	1:10.951	27	2 Laps	1:05.320	93	1 Lap	1:09.676	93	1 Lap	1:09.734	81	2 Laps	1:13.335
53	2 Laps	1:15.625	73	7.744	1:07.636	177	1 Lap	1:09.911	177	1 Lap	1:11.370 P	22	2 Laps	1:10.957
79	1 Lap	1:11.151	283	1 Lap	1:10.941	4	1 Lap	1:10.594	96	1 Lap	1:10.504	150	1 Lap	1:10.057
73	6.029	1:07.687	79	1 Lap	1:10.572	96	1 Lap	1:09.503	73	8.501	1:06.861	32	3 Laps	3:30.060
11	2 Laps	1:12.050	15	11.677	1:07.273	107	2 Laps	1:13.843	15	13.875	1:07.364	93	1 Lap	1:13.243 P
15	10.325	1:07.013	11	2 Laps	1:12.479	73	8.106	1:06.564	4	1 Lap	1:17.013 P	96	1 Lap	1:09.914
75	1 Lap	1:10.568	53	2 Laps	1:15.421	283	1 Lap	1:10.334	107	2 Laps	1:12.948	15	15.197	1:07.118
14	24.352	1:08.155	75	1 Lap	1:10.023	15	12.977	1:07.502	283	1 Lap	1:10.455	73	16.501	1:13.796 P
241	1 Lap	1:12.902	14	26.449	1:08.018	79	1 Lap	1:10.112	79	1 Lap	1:09.811	283	1 Lap	1:09.989
24	35.460	1:07.469	241	1 Lap	1:12.018	75	1 Lap	1:11.448	75	1 Lap	1:11.075	79	1 Lap	1:09.413
721	36.153	1:07.991	24	37.105	1:07.566	11	2 Laps	1:13.286	11	2 Laps	1:12.413	107	2 Laps	1:13.732
49	41.965	1:08.594	721	37.649	1:07.417	14	27.767	1:07.520	14	28.918	1:07.617	75	1 Lap	1:11.156
151	43.514	1:16.871 P	49	44.849	1:08.805	53	2 Laps	1:21.970 P	151	2 Laps	3:08.560	14	31.240	1:08.118
63	45.473	1:14.967 P	60	2 Laps	3:12.071	110	2 Laps	3:22.811	110	2 Laps	1:08.615	11	2 Laps	1:11.813
81	1 Lap	1:13.026	888	49.467	1:09.044	24	38.561	1:07.658	721	40.711	1:08.192	151	2 Laps	1:08.929
888	46.344	1:08.570	81	1 Lap	1:13.244	721	38.985	1:07.538	63	2 Laps	3:15.335	110	2 Laps	1:08.044
22	1 Lap	1:14.845	40	2 Laps	1:09.785	94	3 Laps	3:15.346	24	44.928	1:12.833 P	721	42.877	1:07.962
40	2 Laps	3:21.079	22	1 Lap	1:12.463	241	1 Lap	1:13.575	241	1 Lap	1:11.306	63	2 Laps	1:07.953
279	55.893	1:09.231	279	59.391	1:09.419	49	47.385	1:08.738	94	3 Laps	1:13.877	49	52.243	1:08.704
150	59.233	1:09.918	150	1:03.276	1:09.964	888	51.446	1:08.181	49	49.335	1:08.416	241	1 Lap	1:11.570
93	1:02.720	1:09.422				60	2 Laps	1:10.055	888	52.977	1:07.997	888	55.147	1:07.966
32	1:02.877	1:15.409 P				40	2 Laps	1:09.726	60	2 Laps	1:08.896	94	3 Laps	1:14.486
177	1:03.886	1:09.409				81	1 Lap	1:13.020	40	2 Laps	1:09.520	60	2 Laps	1:08.996
4	1:04.916	1:10.535				22	1 Lap	1:11.738	27	1 Lap	1:05.973	27	1 Lap	1:06.063
107	1 Lap	1:12.658				279	1:02.511	1:09.322						
						27	1 Lap	1:05.632						

SW Motorsports ClubSport Trophy

RACE 2 - LAP CHART

LAP 21 @ 13:30:01.583			LAP 22 @ 13:31:07.884			LAP 23 @ 13:32:17.341			LAP 24 @ 13:35:24.940			LAP 25 @ 13:36:31.475		
NO	BEHIND	LAP TIME	NO	BEHIND	LAP TIME	NO	BEHIND	LAP TIME	NO	BEHIND	LAP TIME	NO	BEHIND	LAP TIME
77		1:05.755	77		1:06.301	77		1:09.457 P	77		3:07.599	77		1:06.535
40	3 Laps	1:10.730	27	2 Laps	1:08.623 P	93	3 Laps	3:13.126	53	3 Laps	1:14.803	63	1 Lap	1:08.877
279	1 Lap	1:09.121	40	3 Laps	1:09.747	94	4 Laps	1:14.224	4	2 Laps	1:18.884	49	1 Lap	3:13.589
22	2 Laps	1:11.090	22	2 Laps	1:11.364	40	3 Laps	1:09.521	73	5.852	1:07.575	73	6.132	1:06.815
81	2 Laps	1:12.707	81	2 Laps	1:12.896	22	2 Laps	1:11.704	888	1 Lap	3:19.042	53	3 Laps	1:13.219
150	1 Lap	1:09.815	279	1 Lap	1:17.287 P	32	3 Laps	1:10.477	60	1 Lap	1:09.166	241	2 Laps	3:09.644
32	3 Laps	1:09.546	32	3 Laps	1:09.427	15	16.597	1:09.279 P	15	21.087	3:12.089	4	2 Laps	1:17.505
96	1 Lap	1:09.517	15	16.775	1:06.842	81	2 Laps	1:13.744	96	1 Lap	3:10.068	888	1 Lap	1:08.946
15	16.234	1:06.792	150	1 Lap	1:14.640 P	96	1 Lap	1:11.706 P	279	1 Lap	1:10.281	60	1 Lap	1:09.088
53	4 Laps	3:10.717	177	3 Laps	3:30.543	177	3 Laps	1:13.250	40	1 Lap	1:08.957	15	21.396	1:06.844
283	1 Lap	1:09.912	96	1 Lap	1:10.206	4	3 Laps	1:18.507	93	1 Lap	1:10.890	96	1 Lap	1:09.925
79	1 Lap	1:09.408	4	3 Laps	3:26.687	283	1 Lap	1:15.276 P	150	1 Lap	1:11.691	279	1 Lap	1:09.730
107	2 Laps	1:12.845	283	1 Lap	1:10.529	53	4 Laps	1:13.013	32	1 Lap	1:09.311	40	1 Lap	1:08.914
14	36.216	1:10.731 P	79	1 Lap	1:13.286 P	151	2 Laps	1:08.467	283	1 Lap	3:11.851	93	1 Lap	1:10.293
75	1 Lap	1:11.696	53	4 Laps	1:15.892	24	2 Laps	1:07.955	79	1 Lap	1:10.200	150	1 Lap	1:10.651
151	2 Laps	1:08.664	107	2 Laps	1:13.428	110	2 Laps	1:08.454	94	2 Laps	1:14.846	81	2 Laps	3:14.172
11	2 Laps	1:16.462 P	151	2 Laps	1:08.405	63	2 Laps	1:08.895	75	1 Lap	1:10.652	32	1 Lap	1:09.457
110	2 Laps	1:08.295	24	2 Laps	3:15.589	107	2 Laps	1:22.751 P	177	1 Lap	1:11.002	283	1 Lap	1:10.151
721	45.332	1:08.210	75	1 Lap	1:15.294 P	721	50.739	1:11.583 P	107	2 Laps	3:10.994	79	1 Lap	1:10.055
63	2 Laps	1:07.972	110	2 Laps	1:09.333	73	1 Lap	1:06.990	721	54.448	3:11.308	94	2 Laps	1:13.808
49	54.988	1:08.500	63	2 Laps	1:08.287	49	1:02.257	1:14.377 P	151	1:00.174	1:08.806	75	1 Lap	1:10.829
888	57.791	1:08.399	721	48.613	1:09.582	60	2 Laps	1:09.624	24	1:00.703	1:09.404	721	56.234	1:08.321
241	1 Lap	1:11.571	49	57.337	1:08.650	241	1 Lap	1:18.320 P	27	1 Lap	1:06.068	177	1 Lap	1:11.972
60	2 Laps	1:09.030	73	1 Lap	2:56.503	93	2 Laps	1:11.836	11	2 Laps	1:11.861	107	2 Laps	1:13.681
94	3 Laps	1:14.150	241	1 Lap	1:11.303	40	2 Laps	1:09.919	110	1:05.736	1:09.188	151	1:02.591	1:08.952
			60	2 Laps	1:08.578	94	3 Laps	1:14.288				24	1:02.948	1:08.780
			888	1:08.218	1:16.728 P	22	1 Lap	1:11.736				27	1 Lap	1:05.446
						32	2 Laps	1:09.428						
						177	2 Laps	1:12.262						
						81	1 Lap	1:18.696 P						
						11	3 Laps	3:18.707						
						151	1 Lap	1:08.868						
						24	1 Lap	1:09.085						
						4	2 Laps	1:18.444						
						53	3 Laps	1:16.294						
						110	1 Lap	1:08.407						
						63	1 Lap	1:08.283						
						27	2 Laps	3:07.009						
						73	2:05.876	1:07.395						
						60	1 Lap	1:08.754						
						279	1 Lap	3:17.132						
						40	1 Lap	1:09.488						
						93	1 Lap	1:10.827						
						150	1 Lap	3:19.032						
						94	2 Laps	1:14.504						
						32	1 Lap	1:09.670						
						79	1 Lap	3:14.082						
						22	2:45.855	1:20.412 P						
						75	1 Lap	3:09.742						
						177	1 Lap	1:12.599						
						24	2:58.898	1:08.650						
						151	2:58.967	1:09.458						
						11	2 Laps	1:13.582						
						110	3:04.147	1:08.689						
						63	3:05.258	1:08.958						
						27	1 Lap	1:06.174						

SW Motorsports ClubSport Trophy

RACE 2 - LAP CHART

LAP 26 @ 13:37:39.218			LAP 27 @ 13:38:45.687			LAP 28 @ 13:39:52.802			LAP 29 @ 13:40:59.515			LAP 30 @ 13:42:06.843		
NO	BEHIND	LAP TIME	NO	BEHIND	LAP TIME	NO	BEHIND	LAP TIME	NO	BEHIND	LAP TIME	NO	BEHIND	LAP TIME
77		1:07.743	77		1:06.469	77		1:07.115	77		1:06.713	77		1:07.328
110	1 Lap	1:10.283	63	1 Lap	1:08.119	73	5.831	1:07.511	24	1 Lap	1:08.830	24	1 Lap	1:08.999
63	1 Lap	1:10.321	73	5.435	1:07.494	107	3 Laps	1:14.064	94	3 Laps	1:13.740	75	2 Laps	1:12.580
11	3 Laps	1:12.365	110	1 Lap	1:11.639	63	1 Lap	1:08.931	177	2 Laps	1:11.911	73	5.312	1:06.605
49	1 Lap	1:09.829	49	1 Lap	1:09.746	110	1 Lap	1:14.618	73	6.035	1:06.917	177	2 Laps	1:13.336
73	4.410	1:06.021	11	3 Laps	1:12.420	11	3 Laps	1:13.254	63	1 Lap	1:08.994	94	3 Laps	1:14.562
241	2 Laps	1:13.000	888	1 Lap	1:09.563	888	1 Lap	1:09.233	107	3 Laps	1:12.885	63	1 Lap	1:08.865
888	1 Lap	1:09.335	241	2 Laps	1:13.332	15	20.726	1:07.027	15	20.836	1:06.823	107	3 Laps	1:12.711
53	3 Laps	1:14.991	60	1 Lap	1:09.390	60	1 Lap	1:09.606	11	3 Laps	1:12.351	15	20.131	1:06.623
60	1 Lap	1:08.267	15	20.814	1:06.673	49	1 Lap	1:24.094	888	1 Lap	1:09.058	888	1 Lap	1:09.606
15	20.610	1:06.957	53	3 Laps	1:16.202	241	2 Laps	1:12.775	110	1 Lap	1:16.519 P	60	1 Lap	1:09.198
4	2 Laps	1:16.840	4	2 Laps	1:16.565	53	3 Laps	1:16.197	60	1 Lap	1:08.826	11	3 Laps	1:13.578
279	1 Lap	1:09.862	279	1 Lap	1:09.302	279	1 Lap	1:09.556	49	1 Lap	1:09.305	49	1 Lap	1:09.000
96	1 Lap	1:10.544	96	1 Lap	1:09.737	96	1 Lap	1:09.246	241	2 Laps	1:11.652	241	2 Laps	1:11.665
40	1 Lap	1:10.255	40	1 Lap	1:09.723	40	1 Lap	1:09.433	279	1 Lap	1:09.761	40	1 Lap	1:09.519
93	1 Lap	1:10.364	93	1 Lap	1:10.558	93	1 Lap	1:10.910	40	1 Lap	1:08.960	279	1 Lap	1:10.218
150	1 Lap	1:10.558	150	1 Lap	1:10.653	4	2 Laps	1:18.295	96	1 Lap	1:09.674	96	1 Lap	1:11.330
32	1 Lap	1:09.219	32	1 Lap	1:09.005	32	1 Lap	1:08.942	53	3 Laps	1:14.817	53	3 Laps	1:13.820
81	2 Laps	1:12.675	79	1 Lap	1:09.788	150	1 Lap	1:11.402	93	1 Lap	1:10.479	93	1 Lap	1:10.318
22	2 Laps	3:19.874	81	2 Laps	1:12.646	79	1 Lap	1:09.421	32	1 Lap	1:08.843	32	1 Lap	1:08.890
79	1 Lap	1:09.923	283	1 Lap	1:09.662	283	1 Lap	1:10.264	150	1 Lap	1:11.297	150	1 Lap	1:10.729
283	1 Lap	1:10.652	22	2 Laps	1:12.808	81	2 Laps	1:13.772	4	2 Laps	1:15.956	79	1 Lap	1:09.289
94	2 Laps	1:14.009	721	58.151	1:07.925	22	2 Laps	1:12.444	79	1 Lap	1:09.558	27	1 Lap	1:05.374
721	56.695	1:08.204	75	1 Lap	1:10.488	721	59.048	1:08.012	283	1 Lap	1:10.124	283	1 Lap	1:09.521
75	1 Lap	1:11.276	27	1 Lap	1:05.706	27	1 Lap	1:05.013	27	1 Lap	1:05.121	4	2 Laps	1:15.730
177	1 Lap	1:10.825	94	2 Laps	1:14.493	75	1 Lap	1:11.420	81	2 Laps	1:12.551	721	1:02.761	1:08.710
27	1 Lap	1:06.503	151	1:04.543	1:08.376	151	1:05.504	1:08.076	721	1:01.379	1:09.044	24	1:11.045	1:09.374
151	1:02.636	1:07.788	177	1 Lap	1:11.347				22	2 Laps	1:12.765	22	2 Laps	1:20.368
24	1:03.862	1:08.657	24	1:04.998	1:07.605				151	1:06.508	1:07.717			
107	2 Laps	1:13.178												

SW Motorsports ClubSport Trophy

RACE 2 - LAP CHART

LAP 31 @ 13:43:21.983			LAP 32 @ 13:44:28.982			LAP 33 @ 13:45:35.712			LAP 34 @ 13:46:42.329			LAP 35 @ 13:47:49.938		
NO	BEHIND	LAP TIME	NO	BEHIND	LAP TIME	NO	BEHIND	LAP TIME	NO	BEHIND	LAP TIME	NO	BEHIND	LAP TIME
73		1:09.828	73		1:06.999	73		1:06.730	73		1:06.617	73		1:07.609
75	2 Laps	1:13.878	77	4.737	1:07.071	4	3 Laps	1:15.786	63	1 Lap	1:08.772	24	1 Lap	1:08.445
63	1 Lap	1:09.489	22	3 Laps	1:12.825	63	1 Lap	1:08.149	77	9.402	1:07.724	53	4 Laps	1:14.903
77	4.665	1:19.805	63	1 Lap	1:08.486	77	8.295	1:10.288	15	12.544	1:06.642	77	10.567	1:08.774
177	2 Laps	1:13.859	75	2 Laps	1:11.436	75	2 Laps	1:11.120	4	3 Laps	1:16.047	63	1 Lap	1:09.638
81	3 Laps	1:29.337	177	2 Laps	1:11.070	15	12.519	1:06.708	75	2 Laps	1:10.932	15	11.758	1:06.823
94	3 Laps	1:14.957	15	12.541	1:06.646	22	3 Laps	1:14.257	22	3 Laps	1:12.915	75	2 Laps	1:11.271
15	12.894	1:07.903	81	3 Laps	1:13.151	177	2 Laps	1:11.711	177	2 Laps	1:11.442	4	3 Laps	1:15.922
151	1 Lap	1:30.626 P	94	3 Laps	1:13.355	81	3 Laps	1:12.724	888	1 Lap	1:08.511	22	3 Laps	1:12.926
107	3 Laps	1:13.478	888	1 Lap	1:08.809	888	1 Lap	1:08.801	81	3 Laps	1:12.990	888	1 Lap	1:08.940
888	1 Lap	1:08.642	107	3 Laps	1:12.966	94	3 Laps	1:13.630	60	1 Lap	1:08.586	177	2 Laps	1:11.022
60	1 Lap	1:08.776	60	1 Lap	1:08.524	60	1 Lap	1:08.790	94	3 Laps	1:13.646	60	1 Lap	1:08.416
49	1 Lap	1:09.899	49	1 Lap	1:09.219	49	1 Lap	1:09.307	49	1 Lap	1:09.261	81	3 Laps	1:13.387
11	3 Laps	1:12.526	11	3 Laps	1:13.541	107	3 Laps	1:13.275	107	3 Laps	1:11.845	49	1 Lap	1:09.488
241	2 Laps	1:11.484	40	1 Lap	1:08.636	11	3 Laps	1:13.569	40	1 Lap	1:09.318	94	3 Laps	1:13.901
40	1 Lap	1:08.887	279	1 Lap	1:09.042	40	1 Lap	1:08.947	27	1 Lap	1:05.464	107	3 Laps	1:12.812
279	1 Lap	1:08.856	241	2 Laps	1:12.958	279	1 Lap	1:09.697	279	1 Lap	1:09.052	27	1 Lap	1:05.669
96	1 Lap	1:09.209	96	1 Lap	1:09.225	96	1 Lap	1:08.803	96	1 Lap	1:08.888	40	1 Lap	1:09.516
32	1 Lap	1:09.564	27	1 Lap	1:05.335	241	2 Laps	1:12.219	11	3 Laps	1:13.121	279	1 Lap	1:09.065
53	3 Laps	1:13.284	32	1 Lap	1:09.135	27	1 Lap	1:05.649	241	2 Laps	1:12.208	96	1 Lap	1:08.479
27	1 Lap	1:05.715	93	1 Lap	1:13.257	32	1 Lap	1:09.174	32	1 Lap	1:09.882	11	3 Laps	1:12.713
93	1 Lap	1:12.101	79	1 Lap	1:10.214	79	1 Lap	1:10.564	79	1 Lap	1:09.447	241	2 Laps	1:12.106
79	1 Lap	1:09.398	150	1 Lap	1:10.930	93	1 Lap	1:12.210	721	1:01.815	1:08.631	32	1 Lap	1:09.306
150	1 Lap	1:10.763	283	1 Lap	1:09.880	283	1 Lap	1:10.428	93	1 Lap	1:10.333	79	1 Lap	1:09.623
283	1 Lap	1:09.874	53	3 Laps	1:17.968	721	59.801	1:08.555	283	1 Lap	1:10.312	721	1:02.016	1:07.810
721	57.275	1:09.654	721	57.976	1:07.700	150	1 Lap	1:12.832	150	1 Lap	1:11.043	283	1 Lap	1:09.647
4	2 Laps	1:16.623	24	1:04.990	1:07.924	53	3 Laps	1:13.620				93	1 Lap	1:10.920
24	1:04.065	1:08.160				24	1:06.087	1:07.827						

SW Motorsports ClubSport Trophy

RACE 2 - LAP CHART

LAP 36 @ 13:48:56.301			LAP 37 @ 13:50:02.972			LAP 38 @ 13:51:09.066			LAP 39 @ 13:52:15.523		
NO	BEHIND	LAP TIME	NO	BEHIND	LAP TIME	NO	BEHIND	LAP TIME	NO	BEHIND	LAP TIME
73		1:06.363	73		1:06.671	73		1:06.094	73		1:06.457
150	2 Laps	1:10.538	283	2 Laps	1:10.080	79	2 Laps	1:09.493	721	1 Lap	1:08.438
24	1 Lap	1:07.568	24	1 Lap	1:07.607	24	1 Lap	1:07.334	79	2 Laps	1:09.203
53	4 Laps	1:12.655	93	2 Laps	1:11.890	283	2 Laps	1:09.863	24	1 Lap	1:08.008
15	12.180	1:06.785	150	2 Laps	1:10.834	93	2 Laps	1:10.189	241	3 Laps	1:12.366
77	13.073	1:08.869	15	12.549	1:07.040	150	2 Laps	1:10.519	283	2 Laps	1:09.738
63	1 Lap	1:08.794	77	15.263	1:08.861	15	13.129	1:06.674	93	2 Laps	1:10.476
75	2 Laps	1:11.367	63	1 Lap	1:08.830	63	1 Lap	1:08.210	15	13.725	1:07.053
888	1 Lap	1:09.247	53	4 Laps	1:16.835	77	18.844	1:09.675	150	2 Laps	1:11.225
60	1 Lap	1:10.343	75	2 Laps	1:11.181	53	4 Laps	1:13.508	63	1 Lap	1:08.618
4	3 Laps	1:16.042	888	1 Lap	1:08.298	888	1 Lap	1:08.379	77	21.854	1:09.467
177	2 Laps	1:13.107	60	1 Lap	1:08.785	75	2 Laps	1:11.719	888	1 Lap	1:08.287
22	3 Laps	1:14.364	177	2 Laps	1:11.062	60	1 Lap	1:08.922	53	4 Laps	1:13.731
49	1 Lap	1:09.689	22	3 Laps	1:13.286	27	1 Lap	1:05.043	27	1 Lap	1:05.264
81	3 Laps	1:13.417	27	1 Lap	1:06.290	177	2 Laps	1:11.028	60	1 Lap	1:08.864
27	1 Lap	1:05.926	49	1 Lap	1:11.107	49	1 Lap	1:09.709	75	2 Laps	1:11.389
94	3 Laps	1:15.338	4	3 Laps	1:15.834	22	3 Laps	1:12.775	177	2 Laps	1:11.247
107	3 Laps	1:12.418	81	3 Laps	1:13.698	4	3 Laps	1:15.129	49	1 Lap	1:09.972
40	1 Lap	1:08.908	40	1 Lap	1:09.639	40	1 Lap	1:08.892	40	1 Lap	1:09.022
279	1 Lap	1:09.390	279	1 Lap	1:08.733	279	1 Lap	1:09.235	279	1 Lap	1:09.365
96	1 Lap	1:09.766	96	1 Lap	1:09.157	96	1 Lap	1:08.968	96	1 Lap	1:09.624
11	3 Laps	1:12.136	107	3 Laps	1:13.574	81	3 Laps	1:13.860	4	3 Laps	1:16.365
32	1 Lap	1:09.599	94	3 Laps	1:15.001	107	3 Laps	1:12.541	81	3 Laps	1:13.716
241	2 Laps	1:13.230	32	1 Lap	1:09.761	94	3 Laps	1:13.705	107	3 Laps	1:12.458
721	1:04.195	1:08.542	11	3 Laps	1:12.018	32	1 Lap	1:10.665	94	3 Laps	1:13.686
79	1 Lap	1:09.979	721	1:05.139	1:07.615	11	3 Laps	1:11.579	32	1 Lap	1:10.531
			241	2 Laps	1:12.370				11	3 Laps	1:45.262 P

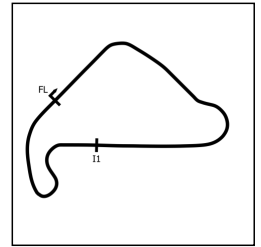
SW Motorsports ClubSport Trophy

RACE 2 - POSITION CHART

No	Name	Lap Pos	Lap						
			33	34	35	36	37	38	39
77	BOSTON / REUTER	1	73	73	73	73	73	73	73
27	BILIMORIA	2	77	77	77	15	15	15	15
15	DYER	3	15	15	15	77	77	77	77
73	PARSONS	4	721	721	721	721	721	721	
153	STIRLING	5	24	24	24	24	24	24	
14	WATLING / WHEELER	6	63	63	63	63	63	63	
110	CULLEY	7	888	888	888	888	888	888	
32	JONES	8	60	60	60	60	60	27	
63	WOOD	9	49	49	49	27	27	60	
24	POWER	10	40	27	27	49	49	49	
49	BYRNE / FIRTH	11	27	40	40	40	40	40	
151	COX	12	279	279	279	279	279	279	
721	MURPHY	13	96	96	96	96	96	96	
888	PRICE	14	32	32	32	32	32	32	
54	HARRISON	15	79	79	79	79	79		
279	FENNING	16	93	283	283	283	283		
150	STEPHENS	17	283	93	93	93	93		
60	REYNOLDS	18	150	150	150	150	150		
75	EMMERSON	19	75	75	75	75	75		
40	RADFORD	20	177	177	177	177	177		
79	MINEEV	21	241	241	241	241			
4	HARRISON / HAWKES	22	4	22	22	4			
45	MURPHY	23	22	4	4	81			
96	GOODALL	24	81	81	81	107			
177	JUKES / JUKES	25	94	107	107	94			
93	HAYES / BRUCE	26	107	94	94	11			
283	STONE	27	11	11	11				
22	FANTANA / RAMSDEN	28	53	53	53				
241	MASSEY	29							
11	CULLEY	30							
81	GALLACHER	31							
53	WESTON	32							
94	COCHRANE	33							
107	WATSON	34							
118	MAY	35							

SW Motorsports ClubSport Trophy

RACE 2 - SECTOR ANALYSIS

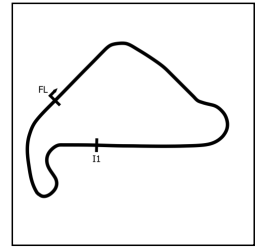


SECTOR 1 = FL to I1, SECTOR 2 = I1 to FL, DIFF = Difference To Personal Best Lap, P = Crossed Finish Line in Pit Lane, D = Time Disallowed

P1 73 B		Mike PARSONS		VW Golf			
IDEAL LAP TIME : 1:05.738		BEST LAP TIME : 1:06.021		DIFFERENCE : 0.283			
LAP	SECTOR 1	SECTOR 2	LAP TIME	MPH	DIFF	TIME OF DAY	
1 -		27.140	1:06.872	88.31	0.851	13:07:53.580	
2 -	38.865	27.379	1:06.244	89.15	0.223	13:08:59.824	
3 -	39.460	27.190	1:06.650	88.60	0.629	13:10:06.474	
4 -	39.315	28.451	1:07.766	87.14	1.745	13:11:14.240	
5 -	39.018	27.778	1:06.796	88.41	0.775	13:12:21.036	
6 -	39.125	27.723	1:06.848	88.34	0.827	13:13:27.884	
7 -	39.658	27.513	1:07.171	87.91	1.150	13:14:35.055	
8 -	39.427	27.903	1:07.330	87.71	1.309	13:15:42.385	
9 -	38.888	27.697	1:06.585	88.69	0.564	13:16:48.970	
10 -	39.846	27.930	1:07.776	87.13	1.755	13:17:56.746	
11 -	38.952	27.449	1:06.401	88.93	0.380	13:19:03.147	
12 -	39.143	27.324	1:06.467	88.85	0.446	13:20:09.614	
13 -	39.825	27.772	1:07.597	87.36	1.576	13:21:17.211	
14 -	38.980	27.361	1:06.341	89.01	0.320	13:22:23.552	
15 -	38.940	27.293	1:06.233 (3)	89.16	0.212	13:23:29.785	
16 -	39.088	28.599	1:07.687	87.24	1.666	13:24:37.472	
17 -	39.128	28.508	1:07.636	87.31	1.615	13:25:45.108	
18 -	39.077	27.487	1:06.564	88.72	0.543	13:26:51.672	
19 -	39.086	27.775	1:06.861	88.32	0.840	13:27:58.533	
20 -	39.213	IN PIT	1:13.796 P	80.02	7.775	13:29:12.329	
21 -	OUTLAP	27.553	2:56.503	33.45	1:50.482	13:32:08.832	
22 -	39.030	27.960	1:06.990	88.15	0.969	13:33:15.822	
23 -	39.614	27.781	1:07.395	87.62	1.374	13:34:23.217	
24 -	39.609	27.966	1:07.575	87.39	1.554	13:35:30.792	
25 -	39.693	27.122	1:06.815	88.38	0.794	13:36:37.607	
26 -	38.689	27.332	1:06.021 (1)	89.45		13:37:43.628	
27 -	39.175	28.319	1:07.494	87.49	1.473	13:38:51.122	
28 -	39.016	28.495	1:07.511	87.47	1.490	13:39:58.633	
29 -	39.162	27.755	1:06.917	88.25	0.896	13:41:05.550	
30 -	39.131	27.474	1:06.605	88.66	0.584	13:42:12.155	
31 -	41.941	27.887	1:09.828	84.57	3.807	13:43:21.983	
32 -	39.198	27.801	1:06.999	88.14	0.978	13:44:28.982	
33 -	39.278	27.452	1:06.730	88.50	0.709	13:45:35.712	
34 -	39.184	27.433	1:06.617	88.65	0.596	13:46:42.329	
35 -	39.571	28.038	1:07.609	87.35	1.588	13:47:49.938	
36 -	38.983	27.380	1:06.363	88.99	0.342	13:48:56.301	
37 -	39.350	27.321	1:06.671	88.57	0.650	13:50:02.972	
38 -	39.045	27.049	1:06.094 (2)	89.35	0.073	13:51:09.066	
39 -	39.001	27.456	1:06.457	88.86	0.436	13:52:15.523	

SW Motorsports ClubSport Trophy

RACE 2 - SECTOR ANALYSIS

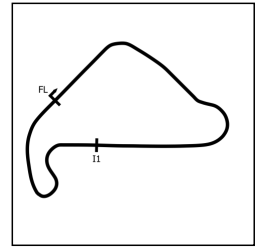


SECTOR 1 = FL to I1, SECTOR 2 = I1 to FL, DIFF = Difference To Personal Best Lap, P = Crossed Finish Line in Pit Lane, D = Time Disallowed

P2 15 B		Andrew DYER		Audi TT 2.0 TFSI			
IDEAL LAP TIME : 1:06.115		BEST LAP TIME : 1:06.584		DIFFERENCE : 0.469			
LAP	SECTOR 1	SECTOR 2	LAP TIME	MPH	DIFF	TIME OF DAY	
1 -		27.489	1:07.394	87.62	0.810	13:07:54.102	
2 -	39.290	27.296	1:06.586 (2)	88.69	0.002	13:09:00.688	
3 -	39.489	27.095	1:06.584 (1)	88.69		13:10:07.272	
4 -	39.535	27.619	1:07.154	87.94	0.570	13:11:14.426	
5 -	39.382	27.588	1:06.970	88.18	0.386	13:12:21.396	
6 -	39.260	28.446	1:07.706	87.22	1.122	13:13:29.102	
7 -	42.167	27.249	1:09.416	85.07	2.832	13:14:38.518	
8 -	39.800	27.104	1:06.904	88.27	0.320	13:15:45.422	
9 -	39.578	27.505	1:07.083	88.03	0.499	13:16:52.505	
10 -	39.385	27.420	1:06.805	88.40	0.221	13:17:59.310	
11 -	39.973	27.403	1:07.376	87.65	0.792	13:19:06.686	
12 -	39.519	27.385	1:06.904	88.27	0.320	13:20:13.590	
13 -	39.728	27.341	1:07.069	88.05	0.485	13:21:20.659	
14 -	39.480	27.637	1:07.117	87.99	0.533	13:22:27.776	
15 -	39.514	27.465	1:06.979	88.17	0.395	13:23:34.755	
16 -	39.443	27.570	1:07.013	88.12	0.429	13:24:41.768	
17 -	39.786	27.487	1:07.273	87.78	0.689	13:25:49.041	
18 -	39.880	27.622	1:07.502	87.48	0.918	13:26:56.543	
19 -	39.836	27.528	1:07.364	87.66	0.780	13:28:03.907	
20 -	39.376	27.742	1:07.118	87.98	0.534	13:29:11.025	
21 -	39.480	27.312	1:06.792	88.41	0.208	13:30:17.817	
22 -	39.435	27.407	1:06.842	88.35	0.258	13:31:24.659	
23 -	40.322	IN PIT	1:09.279 P	85.24	2.695	13:32:33.938	
24 -	OUTLAP	27.565	3:12.089	30.74	2:05.505	13:35:46.027	
25 -	39.587	27.257	1:06.844	88.35	0.260	13:36:52.871	
26 -	39.090	27.867	1:06.957	88.20	0.373	13:37:59.828	
27 -	39.020	27.653	1:06.673	88.57	0.089	13:39:06.501	
28 -	39.526	27.501	1:07.027	88.10	0.443	13:40:13.528	
29 -	39.168	27.655	1:06.823	88.37	0.239	13:41:20.351	
30 -	39.262	27.361	1:06.623 (3)	88.64	0.039	13:42:26.974	
31 -	40.292	27.611	1:07.903	86.97	1.319	13:43:34.877	
32 -	39.147	27.499	1:06.646	88.61	0.062	13:44:41.523	
33 -	39.472	27.236	1:06.708	88.53	0.124	13:45:48.231	
34 -	39.235	27.407	1:06.642	88.61	0.058	13:46:54.873	
35 -	39.250	27.573	1:06.823	88.37	0.239	13:48:01.696	
36 -	39.596	27.189	1:06.785	88.42	0.201	13:49:08.481	
37 -	39.510	27.530	1:07.040	88.09	0.456	13:50:15.521	
38 -	39.309	27.365	1:06.674	88.57	0.090	13:51:22.195	
39 -	39.415	27.638	1:07.053	88.07	0.469	13:52:29.248	

SW Motorsports ClubSport Trophy

RACE 2 - SECTOR ANALYSIS

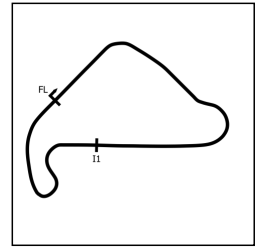


SECTOR 1 = FL to I1, SECTOR 2 = I1 to FL, DIFF = Difference To Personal Best Lap, P = Crossed Finish Line in Pit Lane, D = Time Disallowed

P3 77 B BOSTON / REUTER		Mazda MX5				
IDEAL LAP TIME : 1:04.990		BEST LAP TIME : 1:05.233		DIFFERENCE : 0.243		
LAP	SECTOR 1	SECTOR 2	LAP TIME	MPH	DIFF	TIME OF DAY
1 -		26.602	1:06.530	88.76	1.297	13:07:53.238
2 -	39.410	26.613	1:06.023	89.44	0.790	13:08:59.261
3 -	38.866	26.386	1:05.252 (2)	90.50	0.019	13:10:04.513
4 -	47.141	27.209	1:14.350	79.43	9.117	13:11:18.863
5 -	38.861	26.779	1:05.640	89.97	0.407	13:12:24.503
6 -	38.757	26.476	1:05.233 (1)	90.53		13:13:29.736
7 -	41.943	26.738	1:08.681	85.98	3.448	13:14:38.417
8 -	39.184	26.698	1:05.882	89.64	0.649	13:15:44.299
9 -	38.784	26.659	1:05.443 (3)	90.24	0.210	13:16:49.742
10 -	39.085	26.783	1:05.868	89.65	0.635	13:17:55.610
11 -	40.086	26.742	1:06.828	88.37	1.595	13:19:02.438
12 -	39.231	26.685	1:05.916	89.59	0.683	13:20:08.354
13 -	39.043	26.605	1:05.648	89.95	0.415	13:21:14.002
14 -	38.822	26.698	1:05.520	90.13	0.287	13:22:19.522
15 -	38.814	27.161	1:05.975	89.51	0.742	13:23:25.497
16 -	39.241	26.705	1:05.946	89.55	0.713	13:24:31.443
17 -	38.948	26.973	1:05.921	89.58	0.688	13:25:37.364
18 -	39.122	27.080	1:06.202	89.20	0.969	13:26:43.566
19 -	39.356	27.110	1:06.466	88.85	1.233	13:27:50.032
20 -	38.604	27.192	1:05.796	89.75	0.563	13:28:55.828
21 -	39.092	26.663	1:05.755	89.81	0.522	13:30:01.583
22 -	39.332	26.969	1:06.301	89.07	1.068	13:31:07.884
23 -	39.086	IN PIT	1:09.457 P	85.02	4.224	13:32:17.341
24 -	OUTLAP	27.723	3:07.599	31.48	2:02.366	13:35:24.940
25 -	39.527	27.008	1:06.535	88.76	1.302	13:36:31.475
26 -	40.428	27.315	1:07.743	87.17	2.510	13:37:39.218
27 -	39.349	27.120	1:06.469	88.84	1.236	13:38:45.687
28 -	39.918	27.197	1:07.115	87.99	1.882	13:39:52.802
29 -	39.289	27.424	1:06.713	88.52	1.480	13:40:59.515
30 -	40.123	27.205	1:07.328	87.71	2.095	13:42:06.843
31 -	52.253	27.552	1:19.805	74.00	14.572	13:43:26.648
32 -	39.876	27.195	1:07.071	88.05	1.838	13:44:33.719
33 -	42.814	27.474	1:10.288	84.02	5.055	13:45:44.007
34 -	40.143	27.581	1:07.724	87.20	2.491	13:46:51.731
35 -	40.969	27.805	1:08.774	85.87	3.541	13:48:00.505
36 -	40.521	28.348	1:08.869	85.75	3.636	13:49:09.374
37 -	40.931	27.930	1:08.861	85.76	3.628	13:50:18.235
38 -	40.762	28.913	1:09.675	84.76	4.442	13:51:27.910
39 -	41.151	28.316	1:09.467	85.01	4.234	13:52:37.377

SW Motorsports ClubSport Trophy

RACE 2 - SECTOR ANALYSIS

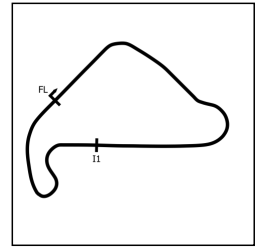


SECTOR 1 = FL to I1, SECTOR 2 = I1 to FL, DIFF = Difference To Personal Best Lap, P = Crossed Finish Line in Pit Lane, D = Time Disallowed

P4 721 B		Chris MURPHY		BMW Z4			
IDEAL LAP TIME : 1:07.346		BEST LAP TIME : 1:07.417		DIFFERENCE : 0.071			
LAP	SECTOR 1	SECTOR 2	LAP TIME	MPH	DIFF	TIME OF DAY	
1 -		29.230	1:12.795	81.12	5.378	13:07:59.503	
2 -	40.481	28.018	1:08.499	86.21	1.082	13:09:08.002	
3 -	40.776	27.858	1:08.634	86.04	1.217	13:10:16.636	
4 -	40.636	28.197	1:08.833	85.79	1.416	13:11:25.469	
5 -	40.594	27.912	1:08.506	86.20	1.089	13:12:33.975	
6 -	40.502	28.241	1:08.743	85.90	1.326	13:13:42.718	
7 -	41.355	28.329	1:09.684	84.74	2.267	13:14:52.402	
8 -	40.495	27.841	1:08.336	86.42	0.919	13:16:00.738	
9 -	40.309	28.401	1:08.710	85.95	1.293	13:17:09.448	
10 -	40.331	27.978	1:08.309	86.45	0.892	13:18:17.757	
11 -	41.395	27.712	1:09.107	85.45	1.690	13:19:26.864	
12 -	40.458	27.694	1:08.152	86.65	0.735	13:20:35.016	
13 -	40.441	27.891	1:08.332	86.42	0.915	13:21:43.348	
14 -	40.055	27.647	1:07.702	87.23	0.285	13:22:51.050	
15 -	40.941	27.614	1:08.555	86.14	1.138	13:23:59.605	
16 -	40.348	27.643	1:07.991	86.85	0.574	13:25:07.596	
17 -	39.869	27.548	1:07.417 (1)	87.59		13:26:15.013	
18 -	40.051	27.487	1:07.538 (2)	87.44	0.121	13:27:22.551	
19 -	40.204	27.988	1:08.192	86.60	0.775	13:28:30.743	
20 -	40.314	27.648	1:07.962	86.89	0.545	13:29:38.705	
21 -	40.267	27.943	1:08.210	86.58	0.793	13:30:46.915	
22 -	40.576	29.006	1:09.582	84.87	2.165	13:31:56.497	
23 -	40.395	IN PIT	1:11.583 P	82.50	4.166	13:33:08.080	
24 -	OUTLAP	27.823	3:11.308	30.86	2:03.891	13:36:19.388	
25 -	40.306	28.015	1:08.321	86.44	0.904	13:37:27.709	
26 -	40.371	27.833	1:08.204	86.58	0.787	13:38:35.913	
27 -	40.257	27.668	1:07.925	86.94	0.508	13:39:43.838	
28 -	40.332	27.680	1:08.012	86.83	0.595	13:40:51.850	
29 -	40.587	28.457	1:09.044	85.53	1.627	13:42:00.894	
30 -	41.185	27.525	1:08.710	85.95	1.293	13:43:09.604	
31 -	41.875	27.779	1:09.654	84.78	2.237	13:44:19.258	
32 -	40.223	27.477	1:07.700	87.23	0.283	13:45:26.958	
33 -	40.131	28.424	1:08.555	86.14	1.138	13:46:35.513	
34 -	40.014	28.617	1:08.631	86.04	1.214	13:47:44.144	
35 -	40.074	27.736	1:07.810	87.09	0.393	13:48:51.954	
36 -	40.856	27.686	1:08.542	86.16	1.125	13:50:00.496	
37 -	40.019	27.596	1:07.615 (3)	87.34	0.198	13:51:08.111	
38 -	40.251	28.187	1:08.438	86.29	1.021	13:52:16.549	

SW Motorsports ClubSport Trophy

RACE 2 - SECTOR ANALYSIS

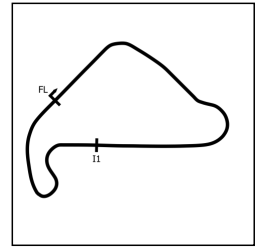


SECTOR 1 = FL to I1, SECTOR 2 = I1 to FL, DIFF = Difference To Personal Best Lap, P = Crossed Finish Line in Pit Lane, D = Time Disallowed

P5		24 B		Kieran POWER		BMW Z4	
IDEAL LAP TIME : 1:07.296		BEST LAP TIME : 1:07.334		DIFFERENCE : 0.038			
LAP	SECTOR 1	SECTOR 2	LAP TIME	MPH	DIFF	TIME OF DAY	
1 -		29.007	1:12.310	81.67	4.976	13:07:59.018	
2 -	40.313	28.304	1:08.617	86.06	1.283	13:09:07.635	
3 -	40.688	27.983	1:08.671	85.99	1.337	13:10:16.306	
4 -	40.369	28.102	1:08.471	86.25	1.137	13:11:24.777	
5 -	40.371	28.338	1:08.709	85.95	1.375	13:12:33.486	
6 -	40.637	28.120	1:08.757	85.89	1.423	13:13:42.243	
7 -	41.599	28.030	1:09.629	84.81	2.295	13:14:51.872	
8 -	40.481	28.080	1:08.561	86.13	1.227	13:16:00.433	
9 -	40.195	28.318	1:08.513	86.19	1.179	13:17:08.946	
10 -	40.171	28.165	1:08.336	86.42	1.002	13:18:17.282	
11 -	40.471	27.875	1:08.346	86.40	1.012	13:19:25.628	
12 -	40.386	27.591	1:07.977	86.87	0.643	13:20:33.605	
13 -	40.193	27.885	1:08.078	86.74	0.744	13:21:41.683	
14 -	40.933	28.033	1:08.966	85.63	1.632	13:22:50.649	
15 -	40.802	27.983	1:08.785	85.85	1.451	13:23:59.434	
16 -	39.921	27.548	1:07.469 (2)	87.53	0.135	13:25:06.903	
17 -	40.023	27.543	1:07.566 (3)	87.40	0.232	13:26:14.469	
18 -	40.110	27.548	1:07.658	87.28	0.324	13:27:22.127	
19 -	40.023	IN PIT	1:12.833 P	81.08	5.499	13:28:34.960	
20 -	OUTLAP	28.083	3:15.589	30.19	2:08.255	13:31:50.549	
21 -	40.125	27.830	1:07.955	86.90	0.621	13:32:58.504	
22 -	40.892	28.193	1:09.085	85.48	1.751	13:34:07.589	
23 -	40.639	28.011	1:08.650	86.02	1.316	13:35:16.239	
24 -	41.150	28.254	1:09.404	85.09	2.070	13:36:25.643	
25 -	40.684	28.096	1:08.780	85.86	1.446	13:37:34.423	
26 -	40.831	27.826	1:08.657	86.01	1.323	13:38:43.080	
27 -	40.116	27.489	1:07.605	87.35	0.271	13:39:50.685	
28 -	40.562	28.268	1:08.830	85.80	1.496	13:40:59.515	
29 -	40.663	28.336	1:08.999	85.59	1.665	13:42:08.514	
30 -	41.785	27.589	1:09.374	85.12	2.040	13:43:17.888	
31 -	40.475	27.685	1:08.160	86.64	0.826	13:44:26.048	
32 -	40.416	27.508	1:07.924	86.94	0.590	13:45:33.972	
33 -	40.266	27.561	1:07.827	87.06	0.493	13:46:41.799	
34 -	40.052	28.393	1:08.445	86.28	1.111	13:47:50.244	
35 -	39.969	27.599	1:07.568	87.40	0.234	13:48:57.812	
36 -	40.182	27.425	1:07.607	87.35	0.273	13:50:05.419	
37 -	39.904	27.430	1:07.334 (1)	87.70		13:51:12.753	
38 -	39.871	28.137	1:08.008	86.83	0.674	13:52:20.761	

SW Motorsports ClubSport Trophy

RACE 2 - SECTOR ANALYSIS

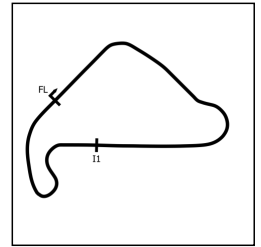


SECTOR 1 = FL to I1, SECTOR 2 = I1 to FL, DIFF = Difference To Personal Best Lap, P = Crossed Finish Line in Pit Lane, D = Time Disallowed

P6 63 B Steve WOOD		BMW Z4				
IDEAL LAP TIME : 1:07.723		BEST LAP TIME : 1:07.953		DIFFERENCE : 0.230		
LAP	SECTOR 1	SECTOR 2	LAP TIME	MPH	DIFF	TIME OF DAY
1 -		29.125	1:12.028	81.99	4.075	13:07:58.736
2 -	40.658	28.719	1:09.377	85.12	1.424	13:09:08.113
3 -	40.974	28.396	1:09.370	85.13	1.417	13:10:17.483
4 -	40.472	28.033	1:08.505	86.20	0.552	13:11:25.988
5 -	40.207	28.116	1:08.323	86.43	0.370	13:12:34.311
6 -	40.360	28.305	1:08.665	86.00	0.712	13:13:42.976
7 -	41.450	28.306	1:09.756	84.66	1.803	13:14:52.732
8 -	40.300	28.289	1:08.589	86.10	0.636	13:16:01.321
9 -	40.018	28.426	1:08.444	86.28	0.491	13:17:09.765
10 -	40.938	28.500	1:09.438	85.04	1.485	13:18:19.203
11 -	40.858	27.865	1:08.723	85.93	0.770	13:19:27.926
12 -	40.309	28.195	1:08.504	86.20	0.551	13:20:36.430
13 -	41.079	27.776	1:08.855	85.76	0.902	13:21:45.285
14 -	40.445	27.855	1:08.300	86.46	0.347	13:22:53.585
15 -	40.568	27.796	1:08.364	86.38	0.411	13:24:01.949
16 -	39.996	IN PIT	1:14.967	P 78.77	7.014	13:25:16.916
17 -	OUTLAP	28.354	3:15.335	30.23	2:07.382	13:28:32.251
18 -	40.216	27.737	1:07.953 (1)	86.90		13:29:40.204
19 -	39.986	27.986	1:07.972 (2)	86.88	0.019	13:30:48.176
20 -	40.405	27.882	1:08.287	86.48	0.334	13:31:56.463
21 -	40.717	28.178	1:08.895	85.71	0.942	13:33:05.358
22 -	40.535	27.748	1:08.283	86.48	0.330	13:34:13.641
23 -	40.572	28.386	1:08.958	85.64	1.005	13:35:22.599
24 -	40.454	28.423	1:08.877	85.74	0.924	13:36:31.476
25 -	41.359	28.962	1:10.321	83.98	2.368	13:37:41.797
26 -	40.077	28.042	1:08.119 (3)	86.69	0.166	13:38:49.916
27 -	40.187	28.744	1:08.931	85.67	0.978	13:39:58.847
28 -	40.477	28.517	1:08.994	85.59	1.041	13:41:07.841
29 -	40.399	28.466	1:08.865	85.75	0.912	13:42:16.706
30 -	41.125	28.364	1:09.489	84.98	1.536	13:43:26.195
31 -	40.583	27.903	1:08.486	86.23	0.533	13:44:34.681
32 -	40.241	27.908	1:08.149	86.65	0.196	13:45:42.830
33 -	40.525	28.247	1:08.772	85.87	0.819	13:46:51.602
34 -	40.567	29.071	1:09.638	84.80	1.685	13:48:01.240
35 -	40.642	28.152	1:08.794	85.84	0.841	13:49:10.034
36 -	40.728	28.102	1:08.830	85.80	0.877	13:50:18.864
37 -	40.130	28.080	1:08.210	86.58	0.257	13:51:27.074
38 -	40.440	28.178	1:08.618	86.06	0.665	13:52:35.692

SW Motorsports ClubSport Trophy

RACE 2 - SECTOR ANALYSIS

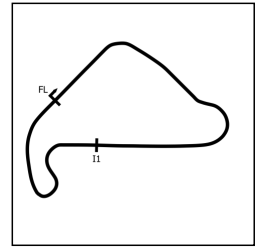


SECTOR 1 = FL to I1, SECTOR 2 = I1 to FL, DIFF = Difference To Personal Best Lap, P = Crossed Finish Line in Pit Lane, D = Time Disallowed

P7 888 A		Graham PRICE		Megane Cup		
IDEAL LAP TIME : 1:07.695		BEST LAP TIME : 1:07.773		DIFFERENCE : 0.078		
LAP	SECTOR 1	SECTOR 2	LAP TIME	MPH	DIFF	TIME OF DAY
1 -		29.227	1:13.161	80.72	5.388	13:07:59.869
2 -	41.139	28.192	1:09.331	85.18	1.558	13:09:09.200
3 -	40.768	28.728	1:09.496	84.97	1.723	13:10:18.696
4 -	40.468	28.386	1:08.854	85.77	1.081	13:11:27.550
5 -	40.226	28.089	1:08.315	86.44	0.542	13:12:35.865
6 -	40.213	27.819	1:08.032	86.80	0.259	13:13:43.897
7 -	41.189	28.282	1:09.471	85.00	1.698	13:14:53.368
8 -	40.078	28.590	1:08.668	86.00	0.895	13:16:02.036
9 -	39.976	27.961	1:07.937 (3)	86.92	0.164	13:17:09.973
10 -	40.344	28.225	1:08.569	86.12	0.796	13:18:18.542
11 -	40.947	28.096	1:09.043	85.53	1.270	13:19:27.585
12 -	40.012	27.855	1:07.867 (2)	87.01	0.094	13:20:35.452
13 -	40.178	37.777	1:17.955	75.75	10.182	13:21:53.407
14 -	40.043	27.994	1:08.037	86.80	0.264	13:23:01.444
15 -	39.876	27.897	1:07.773 (1)	87.13		13:24:09.217
16 -	40.355	28.215	1:08.570	86.12	0.797	13:25:17.787
17 -	40.209	28.835	1:09.044	85.53	1.271	13:26:26.831
18 -	40.164	28.017	1:08.181	86.61	0.408	13:27:35.012
19 -	40.031	27.966	1:07.997	86.85	0.224	13:28:43.009
20 -	39.932	28.034	1:07.966	86.89	0.193	13:29:50.975
21 -	40.093	28.306	1:08.399	86.34	0.626	13:30:59.374
22 -	40.372	IN PIT	1:16.728 P	76.96	8.955	13:32:16.102
23 -	OUTLAP	28.212	3:19.042	29.67	2:11.269	13:35:35.144
24 -	40.155	28.791	1:08.946	85.65	1.173	13:36:44.090
25 -	40.504	28.831	1:09.335	85.17	1.562	13:37:53.425
26 -	40.912	28.651	1:09.563	84.89	1.790	13:39:02.988
27 -	40.964	28.269	1:09.233	85.30	1.460	13:40:12.221
28 -	40.113	28.945	1:09.058	85.51	1.285	13:41:21.279
29 -	41.206	28.400	1:09.606	84.84	1.833	13:42:30.885
30 -	40.366	28.276	1:08.642	86.03	0.869	13:43:39.527
31 -	40.559	28.250	1:08.809	85.82	1.036	13:44:48.336
32 -	40.116	28.685	1:08.801	85.83	1.028	13:45:57.137
33 -	40.453	28.058	1:08.511	86.20	0.738	13:47:05.648
34 -	40.002	28.938	1:08.940	85.66	1.167	13:48:14.588
35 -	40.964	28.283	1:09.247	85.28	1.474	13:49:23.835
36 -	40.009	28.289	1:08.298	86.46	0.525	13:50:32.133
37 -	40.179	28.200	1:08.379	86.36	0.606	13:51:40.512
38 -	39.941	28.346	1:08.287	86.48	0.514	13:52:48.799

SW Motorsports ClubSport Trophy

RACE 2 - SECTOR ANALYSIS

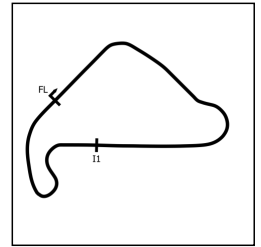


SECTOR 1 = FL to I1, SECTOR 2 = I1 to FL, DIFF = Difference To Personal Best Lap, P = Crossed Finish Line in Pit Lane, D = Time Disallowed

P8 27 A Phiroze BILIMORIA		VW Scirocco				
IDEAL LAP TIME : 1:04.850		BEST LAP TIME : 1:05.013		DIFFERENCE : 0.163		
LAP	SECTOR 1	SECTOR 2	LAP TIME	MPH	DIFF	TIME OF DAY
1 -		26.890	1:05.610	90.01	0.597	13:07:52.318
2 -	38.459	26.708	1:05.167	90.62	0.154	13:08:57.485
3 -	38.634	26.740	1:05.374	90.33	0.361	13:10:02.859
4 -	38.708	26.907	1:05.615	90.00	0.602	13:11:08.474
5 -	38.517	26.798	1:05.315	90.41	0.302	13:12:13.789
6 -	39.571	27.107	1:06.678	88.56	1.665	13:13:20.467
7 -	39.526	27.281	1:06.807	88.39	1.794	13:14:27.274
8 -	38.557	26.776	1:05.333	90.39	0.320	13:15:32.607
9 -	39.409	27.269	1:06.678	88.56	1.665	13:16:39.285
10 -	39.582	IN PIT	1:16.405	P 77.29	11.392	13:17:55.690
11 -	OUTLAP	27.100	3:20.625	29.43	2:15.612	13:21:16.315
12 -	38.436	26.842	1:05.278	90.46	0.265	13:22:21.593
13 -	38.259	27.072	1:05.331	90.39	0.318	13:23:26.924
14 -	38.770	26.826	1:05.596	90.03	0.583	13:24:32.520
15 -	38.449	26.871	1:05.320	90.41	0.307	13:25:37.840
16 -	38.908	26.961	1:05.869	89.65	0.856	13:26:43.709
17 -	38.540	27.092	1:05.632	89.98	0.619	13:27:49.341
18 -	38.461	27.512	1:05.973	89.51	0.960	13:28:55.314
19 -	38.713	27.350	1:06.063	89.39	1.050	13:30:01.377
20 -	38.708	IN PIT	1:08.623	P 86.05	3.610	13:31:10.000
21 -	OUTLAP	26.921	3:07.009	31.57	2:01.996	13:34:17.009
22 -	38.583	27.591	1:06.174	89.24	1.161	13:35:23.183
23 -	39.149	26.919	1:06.068	89.38	1.055	13:36:29.251
24 -	38.509	26.937	1:05.446	90.23	0.433	13:37:34.697
25 -	39.301	27.202	1:06.503	88.80	1.490	13:38:41.200
26 -	38.691	27.015	1:05.706	89.88	0.693	13:39:46.906
27 -	38.145	26.868	1:05.013 (1)	90.83		13:40:51.919
28 -	38.349	26.772	1:05.121 (3)	90.68	0.108	13:41:57.040
29 -	38.590	26.784	1:05.374	90.33	0.361	13:43:02.414
30 -	38.825	26.890	1:05.715	89.86	0.702	13:44:08.129
31 -	38.405	26.930	1:05.335	90.39	0.322	13:45:13.464
32 -	38.706	26.943	1:05.649	89.95	0.636	13:46:19.113
33 -	38.244	27.220	1:05.464	90.21	0.451	13:47:24.577
34 -	38.729	26.940	1:05.669	89.93	0.656	13:48:30.246
35 -	38.907	27.019	1:05.926	89.58	0.913	13:49:36.172
36 -	39.021	27.269	1:06.290	89.08	1.277	13:50:42.462
37 -	38.338	26.705	1:05.043 (2)	90.79	0.030	13:51:47.505
38 -	38.272	26.992	1:05.264	90.48	0.251	13:52:52.769

SW Motorsports ClubSport Trophy

RACE 2 - SECTOR ANALYSIS

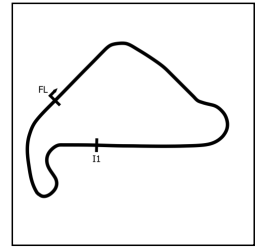


SECTOR 1 = FL to I1, SECTOR 2 = I1 to FL, DIFF = Difference To Personal Best Lap, P = Crossed Finish Line in Pit Lane, D = Time Disallowed

P9 60 A		Lee REYNOLDS		Honda Integra			
IDEAL LAP TIME : 1:07.989		BEST LAP TIME : 1:08.267		DIFFERENCE : 0.278			
LAP	SECTOR 1	SECTOR 2	LAP TIME	MPH	DIFF	TIME OF DAY	
1 -		28.643	1:14.686	79.07	6.419	13:08:01.394	
2 -	41.569	28.588	1:10.157	84.17	1.890	13:09:11.551	
3 -	43.327	29.067	1:12.394	81.57	4.127	13:10:23.945	
4 -	41.942	28.404	1:10.346	83.95	2.079	13:11:34.291	
5 -	40.469	29.033	1:09.502	84.97	1.235	13:12:43.793	
6 -	40.602	27.997	1:08.599	86.08	0.332	13:13:52.392	
7 -	40.393	27.932	1:08.325 (2)	86.43	0.058	13:15:00.717	
8 -	40.734	28.102	1:08.836	85.79	0.569	13:16:09.553	
9 -	41.174	28.752	1:09.926	84.45	1.659	13:17:19.479	
10 -	41.032	28.276	1:09.308	85.20	1.041	13:18:28.787	
11 -	41.197	28.248	1:09.445	85.04	1.178	13:19:38.232	
12 -	40.442	29.100	1:09.542	84.92	1.275	13:20:47.774	
13 -	41.039	28.366	1:09.405	85.08	1.138	13:21:57.179	
14 -	41.193	IN PIT	1:17.365 P	76.33	9.098	13:23:14.544	
15 -	OUTLAP	28.841	3:12.071	30.74	2:03.804	13:26:26.615	
16 -	41.945	28.110	1:10.055	84.30	1.788	13:27:36.670	
17 -	40.919	27.977	1:08.896	85.71	0.629	13:28:45.566	
18 -	40.610	28.386	1:08.996	85.59	0.729	13:29:54.562	
19 -	40.970	28.060	1:09.030	85.55	0.763	13:31:03.592	
20 -	40.540	28.038	1:08.578	86.11	0.311	13:32:12.170	
21 -	41.427	28.197	1:09.624	84.82	1.357	13:33:21.794	
22 -	40.629	28.125	1:08.754	85.89	0.487	13:34:30.548	
23 -	40.787	28.379	1:09.166	85.38	0.899	13:35:39.714	
24 -	40.918	28.170	1:09.088	85.48	0.821	13:36:48.802	
25 -	40.309	27.958	1:08.267 (1)	86.50		13:37:57.069	
26 -	41.085	28.305	1:09.390	85.10	1.123	13:39:06.459	
27 -	41.788	27.818	1:09.606	84.84	1.339	13:40:16.065	
28 -	40.832	27.994	1:08.826	85.80	0.559	13:41:24.891	
29 -	40.638	28.560	1:09.198	85.34	0.931	13:42:34.089	
30 -	40.816	27.960	1:08.776	85.86	0.509	13:43:42.865	
31 -	40.814	27.710	1:08.524	86.18	0.257	13:44:51.389	
32 -	40.997	27.793	1:08.790	85.85	0.523	13:46:00.179	
33 -	40.666	27.920	1:08.586	86.10	0.319	13:47:08.765	
34 -	40.577	27.839	1:08.416 (3)	86.31	0.149	13:48:17.181	
35 -	40.875	29.468	1:10.343	83.95	2.076	13:49:27.524	
36 -	40.891	27.894	1:08.785	85.85	0.518	13:50:36.309	
37 -	41.242	27.680	1:08.922	85.68	0.655	13:51:45.231	
38 -	40.859	28.005	1:08.864	85.75	0.597	13:52:54.095	

SW Motorsports ClubSport Trophy

RACE 2 - SECTOR ANALYSIS

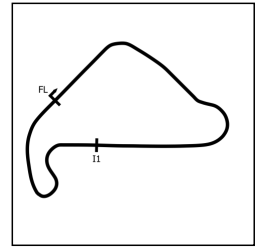


SECTOR 1 = FL to I1, SECTOR 2 = I1 to FL, DIFF = Difference To Personal Best Lap, P = Crossed Finish Line in Pit Lane, D = Time Disallowed

P10 49 C		BYRNE / FIRTH		MG ZS		
IDEAL LAP TIME : 1:08.274		BEST LAP TIME : 1:08.391		DIFFERENCE : 0.117		
LAP	SECTOR 1	SECTOR 2	LAP TIME	MPH	DIFF	TIME OF DAY
1 -		28.678	1:12.583	81.36	4.192	13:07:59.291
2 -	41.464	27.797	1:09.261	85.26	0.870	13:09:08.552
3 -	41.079	28.233	1:09.312	85.20	0.921	13:10:17.864
4 -	40.813	27.949	1:08.762	85.88	0.371	13:11:26.626
5 -	40.709	27.682	1:08.391 (1)	86.35		13:12:35.017
6 -	40.947	28.629	1:09.576	84.88	1.185	13:13:44.593
7 -	41.471	27.803	1:09.274	85.25	0.883	13:14:53.867
8 -	40.671	28.061	1:08.732	85.92	0.341	13:16:02.599
9 -	40.802	27.800	1:08.602	86.08	0.211	13:17:11.201
10 -	40.758	27.933	1:08.691	85.97	0.300	13:18:19.892
11 -	41.739	28.203	1:09.942	84.43	1.551	13:19:29.834
12 -	40.787	27.920	1:08.707	85.95	0.316	13:20:38.541
13 -	41.168	27.905	1:09.073	85.49	0.682	13:21:47.614
14 -	40.909	27.776	1:08.685	85.98	0.294	13:22:56.299
15 -	40.667	27.848	1:08.515	86.19	0.124	13:24:04.814
16 -	40.752	27.842	1:08.594	86.09	0.203	13:25:13.408
17 -	40.944	27.861	1:08.805	85.83	0.414	13:26:22.213
18 -	40.958	27.780	1:08.738	85.91	0.347	13:27:30.951
19 -	40.727	27.689	1:08.416 (2)	86.31	0.025	13:28:39.367
20 -	41.097	27.607	1:08.704	85.95	0.313	13:29:48.071
21 -	40.775	27.725	1:08.500 (3)	86.21	0.109	13:30:56.571
22 -	40.839	27.811	1:08.650	86.02	0.259	13:32:05.221
23 -	40.939	IN PIT	1:14.377 P	79.40	5.986	13:33:19.598
24 -	OUTLAP	28.630	3:13.589	30.50	2:05.198	13:36:33.187
25 -	41.761	28.068	1:09.829	84.57	1.438	13:37:43.016
26 -	41.595	28.151	1:09.746	84.67	1.355	13:38:52.762
27 -	55.604	28.490	1:24.094	70.22	15.703	13:40:16.856
28 -	41.211	28.094	1:09.305	85.21	0.914	13:41:26.161
29 -	41.102	27.898	1:09.000	85.58	0.609	13:42:35.161
30 -	41.823	28.076	1:09.899	84.48	1.508	13:43:45.060
31 -	41.193	28.026	1:09.219	85.31	0.828	13:44:54.279
32 -	41.082	28.225	1:09.307	85.21	0.916	13:46:03.586
33 -	41.264	27.997	1:09.261	85.26	0.870	13:47:12.847
34 -	41.399	28.089	1:09.488	84.98	1.097	13:48:22.335
35 -	41.710	27.979	1:09.689	84.74	1.298	13:49:32.024
36 -	41.511	29.596	1:11.107	83.05	2.716	13:50:43.131
37 -	41.727	27.982	1:09.709	84.71	1.318	13:51:52.840
38 -	41.686	28.286	1:09.972	84.40	1.581	13:53:02.812

SW Motorsports ClubSport Trophy

RACE 2 - SECTOR ANALYSIS

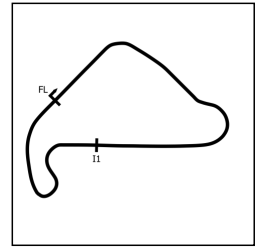


SECTOR 1 = FL to I1, SECTOR 2 = I1 to FL, DIFF = Difference To Personal Best Lap, P = Crossed Finish Line in Pit Lane, D = Time Disallowed

P11 40 B Adam RADFORD		BMW Z4				
IDEAL LAP TIME : 1:08.460		BEST LAP TIME : 1:08.636				
		DIFFERENCE : 0.176				
LAP	SECTOR 1	SECTOR 2	LAP TIME	MPH	DIFF	TIME OF DAY
1 -		28.461	1:13.861	79.95	5.225	13:08:00.569
2 -	41.726	28.148	1:09.874	84.51	1.238	13:09:10.443
3 -	41.581	28.405	1:09.986	84.38	1.350	13:10:20.429
4 -	40.922	28.151	1:09.073	85.49	0.437	13:11:29.502
5 -	40.947	28.371	1:09.318	85.19	0.682	13:12:38.820
6 -	41.080	28.195	1:09.275	85.24	0.639	13:13:48.095
7 -	41.868	28.372	1:10.240	84.07	1.604	13:14:58.335
8 -	41.230	28.462	1:09.692	84.73	1.056	13:16:08.027
9 -	40.890	28.781	1:09.671	84.76	1.035	13:17:17.698
10 -	41.057	28.601	1:09.658	84.78	1.022	13:18:27.356
11 -	40.610	28.214	1:08.824 (2)	85.80	0.188	13:19:36.180
12 -	40.613	28.653	1:09.266	85.26	0.630	13:20:45.446
13 -	41.975	IN PIT	1:16.912 P	76.78	8.276	13:22:02.358
14 -	OUTLAP	28.680	3:21.079	29.36	2:12.443	13:25:23.437
15 -	41.084	28.701	1:09.785	84.62	1.149	13:26:33.222
16 -	41.088	28.638	1:09.726	84.69	1.090	13:27:42.948
17 -	41.071	28.449	1:09.520	84.94	0.884	13:28:52.468
18 -	42.041	28.689	1:10.730	83.49	2.094	13:30:03.198
19 -	41.133	28.614	1:09.747	84.67	1.111	13:31:12.945
20 -	41.132	28.389	1:09.521	84.94	0.885	13:32:22.466
21 -	41.058	28.861	1:09.919	84.46	1.283	13:33:32.385
22 -	40.967	28.521	1:09.488	84.98	0.852	13:34:41.873
23 -	40.766	28.191	1:08.957	85.64	0.321	13:35:50.830
24 -	40.425	28.489	1:08.914	85.69	0.278	13:36:59.744
25 -	41.737	28.518	1:10.255	84.06	1.619	13:38:09.999
26 -	41.313	28.410	1:09.723	84.70	1.087	13:39:19.722
27 -	41.398	28.035	1:09.433	85.05	0.797	13:40:29.155
28 -	40.596	28.364	1:08.960	85.63	0.324	13:41:38.115
29 -	41.248	28.271	1:09.519	84.95	0.883	13:42:47.634
30 -	40.652	28.235	1:08.887 (3)	85.72	0.251	13:43:56.521
31 -	40.485	28.151	1:08.636 (1)	86.04		13:45:05.157
32 -	40.889	28.058	1:08.947	85.65	0.311	13:46:14.104
33 -	41.145	28.173	1:09.318	85.19	0.682	13:47:23.422
34 -	41.366	28.150	1:09.516	84.95	0.880	13:48:32.938
35 -	40.755	28.153	1:08.908	85.70	0.272	13:49:41.846
36 -	41.432	28.207	1:09.639	84.80	1.003	13:50:51.485
37 -	40.642	28.250	1:08.892	85.72	0.256	13:52:00.377
38 -	40.747	28.275	1:09.022	85.56	0.386	13:53:09.399

SW Motorsports ClubSport Trophy

RACE 2 - SECTOR ANALYSIS

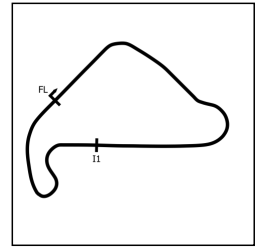


SECTOR 1 = FL to I1, SECTOR 2 = I1 to FL, DIFF = Difference To Personal Best Lap, P = Crossed Finish Line in Pit Lane, D = Time Disallowed

P12 279 C		Paul FENNING		Mazda RX8		
IDEAL LAP TIME : 1:08.648		BEST LAP TIME : 1:08.733		DIFFERENCE : 0.085		
LAP	SECTOR 1	SECTOR 2	LAP TIME	MPH	DIFF	TIME OF DAY
1 -		28.850	1:14.461	79.31	5.728	13:08:01.169
2 -	42.386	28.521	1:10.907	83.28	2.174	13:09:12.076
3 -	42.229	28.038	1:10.267	84.04	1.534	13:10:22.343
4 -	41.450	28.024	1:09.474	85.00	0.741	13:11:31.817
5 -	41.027	27.866	1:08.893 (3)	85.72	0.160	13:12:40.710
6 -	40.960	28.084	1:09.044	85.53	0.311	13:13:49.754
7 -	41.662	28.129	1:09.791	84.61	1.058	13:14:59.545
8 -	41.290	27.933	1:09.223	85.31	0.490	13:16:08.768
9 -	42.082	28.477	1:10.559	83.69	1.826	13:17:19.327
10 -	41.445	27.908	1:09.353	85.15	0.620	13:18:28.680
11 -	42.446	28.020	1:10.466	83.80	1.733	13:19:39.146
12 -	40.785	28.173	1:08.958	85.64	0.225	13:20:48.104
13 -	41.587	29.319	1:10.906	83.28	2.173	13:21:59.010
14 -	41.478	28.292	1:09.770	84.64	1.037	13:23:08.780
15 -	41.155	28.170	1:09.325	85.18	0.592	13:24:18.105
16 -	41.009	28.222	1:09.231	85.30	0.498	13:25:27.336
17 -	41.226	28.193	1:09.419	85.07	0.686	13:26:36.755
18 -	41.187	28.135	1:09.322	85.19	0.589	13:27:46.077
19 -	41.173	28.594	1:09.767	84.64	1.034	13:28:55.844
20 -	41.109	28.012	1:09.121	85.43	0.388	13:30:04.965
21 -	41.236	IN PIT	1:17.287 P	76.41	8.554	13:31:22.252
22 -	OUTLAP	28.123	3:17.132	29.95	2:08.399	13:34:39.384
23 -	42.327	27.954	1:10.281	84.02	1.548	13:35:49.665
24 -	41.254	28.476	1:09.730	84.69	0.997	13:36:59.395
25 -	41.662	28.200	1:09.862	84.53	1.129	13:38:09.257
26 -	41.242	28.060	1:09.302	85.21	0.569	13:39:18.559
27 -	41.627	27.929	1:09.556	84.90	0.823	13:40:28.115
28 -	41.505	28.256	1:09.761	84.65	1.028	13:41:37.876
29 -	42.099	28.119	1:10.218	84.10	1.485	13:42:48.094
30 -	40.843	28.013	1:08.856 (2)	85.76	0.123	13:43:56.950
31 -	40.881	28.161	1:09.042	85.53	0.309	13:45:05.992
32 -	41.625	28.072	1:09.697	84.73	0.964	13:46:15.689
33 -	41.004	28.048	1:09.052	85.52	0.319	13:47:24.741
34 -	41.202	27.863	1:09.065	85.50	0.332	13:48:33.806
35 -	41.390	28.000	1:09.390	85.10	0.657	13:49:43.196
36 -	40.865	27.868	1:08.733 (1)	85.92		13:50:51.929
37 -	40.887	28.348	1:09.235	85.29	0.502	13:52:01.164
38 -	41.478	27.887	1:09.365	85.13	0.632	13:53:10.529

SW Motorsports ClubSport Trophy

RACE 2 - SECTOR ANALYSIS

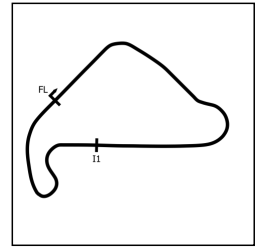


SECTOR 1 = FL to I1, SECTOR 2 = I1 to FL, DIFF = Difference To Personal Best Lap, P = Crossed Finish Line in Pit Lane, D = Time Disallowed

P13 96 B Kristian GOODALL		Honda Civic Type R				
IDEAL LAP TIME : 1:08.378		BEST LAP TIME : 1:08.479		DIFFERENCE : 0.101		
LAP	SECTOR 1	SECTOR 2	LAP TIME	MPH	DIFF	TIME OF DAY
1 -		29.269	1:16.160	77.54	7.681	13:08:02.868
2 -	41.986	28.998	1:10.984	83.19	2.505	13:09:13.852
3 -	42.491	29.135	1:11.626	82.45	3.147	13:10:25.478
4 -	41.796	28.563	1:10.359	83.93	1.880	13:11:35.837
5 -	41.861	28.733	1:10.594	83.65	2.115	13:12:46.431
6 -	42.296	28.650	1:10.946	83.24	2.467	13:13:57.377
7 -	41.254	28.532	1:09.786	84.62	1.307	13:15:07.163
8 -	41.369	28.563	1:09.932	84.44	1.453	13:16:17.095
9 -	41.411	28.218	1:09.629	84.81	1.150	13:17:26.724
10 -	41.244	29.351	1:10.595	83.65	2.116	13:18:37.319
11 -	41.653	28.871	1:10.524	83.73	2.045	13:19:47.843
12 -	41.179	28.633	1:09.812	84.59	1.333	13:20:57.655
13 -	42.225	28.726	1:10.951	83.23	2.472	13:22:08.606
14 -	40.981	28.322	1:09.303	85.21	0.824	13:23:17.909
15 -	40.759	28.229	1:08.988	85.60	0.509	13:24:26.897
16 -	41.354	29.449	1:10.803	83.40	2.324	13:25:37.700
17 -	41.225	28.278	1:09.503	84.96	1.024	13:26:47.203
18 -	41.939	28.565	1:10.504	83.76	2.025	13:27:57.707
19 -	41.589	28.325	1:09.914	84.47	1.435	13:29:07.621
20 -	41.109	28.408	1:09.517	84.95	1.038	13:30:17.138
21 -			1:10.206	84.11	1.727	13:31:27.344
22 -	41.286	IN PIT	1:11.706	P 82.35	3.227	13:32:39.050
23 -	OUTLAP	28.271	3:10.068	31.07	2:01.589	13:35:49.118
24 -	41.121	28.804	1:09.925	84.45	1.446	13:36:59.043
25 -	41.973	28.571	1:10.544	83.71	2.065	13:38:09.587
26 -	41.162	28.575	1:09.737	84.68	1.258	13:39:19.324
27 -	41.236	28.010	1:09.246	85.28	0.767	13:40:28.570
28 -	41.276	28.398	1:09.674	84.76	1.195	13:41:38.244
29 -	41.454	29.876	1:11.330	82.79	2.851	13:42:49.574
30 -	41.127	28.082	1:09.209	85.33	0.730	13:43:58.783
31 -	40.602	28.623	1:09.225	85.31	0.746	13:45:08.008
32 -	40.851	27.952	1:08.803	(2) 85.83	0.324	13:46:16.811
33 -			1:08.888	(3) 85.72	0.409	13:47:25.699
34 -	40.703	27.776	1:08.479	(1) 86.24		13:48:34.178
35 -			1:09.766	84.64	1.287	13:49:43.944
36 -	41.118	28.039	1:09.157	85.39	0.678	13:50:53.101
37 -	40.744	28.224	1:08.968	85.62	0.489	13:52:02.069
38 -	41.493	28.131	1:09.624	84.82	1.145	13:53:11.693

SW Motorsports ClubSport Trophy

RACE 2 - SECTOR ANALYSIS

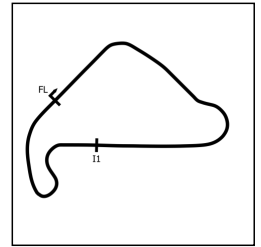


SECTOR 1 = FL to I1, SECTOR 2 = I1 to FL, DIFF = Difference To Personal Best Lap, P = Crossed Finish Line in Pit Lane, D = Time Disallowed

P14 32 B Mark JONES		Civic Type R				
IDEAL LAP TIME : 1:08.684		BEST LAP TIME : 1:08.843		DIFFERENCE : 0.159		
LAP	SECTOR 1	SECTOR 2	LAP TIME	MPH	DIFF	TIME OF DAY
1 -		28.750	1:14.190	79.60	5.347	13:08:00.898
2 -	41.772	28.496	1:10.268	84.04	1.425	13:09:11.166
3 -	41.544	28.203	1:09.747	84.67	0.904	13:10:20.913
4 -	41.040	28.282	1:09.322	85.19	0.479	13:11:30.235
5 -	40.961	28.464	1:09.425	85.06	0.582	13:12:39.660
6 -	40.936	28.475	1:09.411	85.08	0.568	13:13:49.071
7 -	41.616	28.257	1:09.873	84.52	1.030	13:14:58.944
8 -	41.382	28.737	1:10.119	84.22	1.276	13:16:09.063
9 -	41.281	28.364	1:09.645	84.79	0.802	13:17:18.708
10 -	40.841	28.227	1:09.068	85.50	0.225	13:18:27.776
11 -	41.015	28.493	1:09.508	84.96	0.665	13:19:37.284
12 -	40.896	29.538	1:10.434	83.84	1.591	13:20:47.718
13 -	42.373	29.607	1:11.980	82.04	3.137	13:21:59.698
14 -	41.353	28.461	1:09.814	84.59	0.971	13:23:09.512
15 -	40.732	28.667	1:09.399	85.09	0.556	13:24:18.911
16 -	41.288	IN PIT	1:15.409	P 78.31	6.566	13:25:34.320
17 -	OUTLAP	28.900	3:30.060	28.11	2:21.217	13:29:04.380
18 -	41.333	28.213	1:09.546	84.91	0.703	13:30:13.926
19 -	41.173	28.254	1:09.427	85.06	0.584	13:31:23.353
20 -	41.435	29.042	1:10.477	83.79	1.634	13:32:33.830
21 -	41.215	28.213	1:09.428	85.06	0.585	13:33:43.258
22 -	41.373	28.297	1:09.670	84.76	0.827	13:34:52.928
23 -	41.292	28.019	1:09.311	85.20	0.468	13:36:02.239
24 -	41.232	28.225	1:09.457	85.02	0.614	13:37:11.696
25 -	40.944	28.275	1:09.219	85.31	0.376	13:38:20.915
26 -	40.831	28.174	1:09.005	85.58	0.162	13:39:29.920
27 -	40.861	28.081	1:08.942	(3) 85.66	0.099	13:40:38.862
28 -	40.783	28.060	1:08.843	(1) 85.78		13:41:47.705
29 -	40.665	28.225	1:08.890	(2) 85.72	0.047	13:42:56.595
30 -	41.274	28.290	1:09.564	84.89	0.721	13:44:06.159
31 -	40.955	28.180	1:09.135	85.42	0.292	13:45:15.294
32 -	41.066	28.108	1:09.174	85.37	0.331	13:46:24.468
33 -	41.425	28.457	1:09.882	84.50	1.039	13:47:34.350
34 -	41.005	28.301	1:09.306	85.21	0.463	13:48:43.656
35 -	41.507	28.092	1:09.599	84.85	0.756	13:49:53.255
36 -	41.263	28.498	1:09.761	84.65	0.918	13:51:03.016
37 -	42.056	28.609	1:10.665	83.57	1.822	13:52:13.681
38 -	41.506	29.025	1:10.531	83.73	1.688	13:53:24.212

SW Motorsports ClubSport Trophy

RACE 2 - SECTOR ANALYSIS

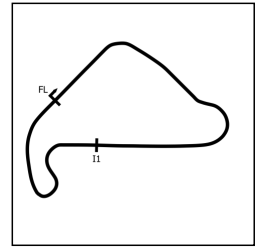


SECTOR 1 = FL to I1, SECTOR 2 = I1 to FL, DIFF = Difference To Personal Best Lap, P = Crossed Finish Line in Pit Lane, D = Time Disallowed

P15 79 C		Sergei MINEEV		BMW 325ti		
IDEAL LAP TIME : 1:08.834		BEST LAP TIME : 1:09.203		DIFFERENCE : 0.369		
LAP	SECTOR 1	SECTOR 2	LAP TIME	MPH	DIFF	TIME OF DAY
1 -		30.077	1:17.530	76.17	8.327	13:08:04.238
2 -	42.493	29.867	1:12.360	81.61	3.157	13:09:16.598
3 -	42.942	28.794	1:11.736	82.32	2.533	13:10:28.334
4 -	42.579	29.444	1:12.023	81.99	2.820	13:11:40.357
5 -	42.074	28.951	1:11.025	83.14	1.822	13:12:51.382
6 -	41.986	29.045	1:11.031	83.14	1.828	13:14:02.413
7 -	42.779	28.529	1:11.308	82.81	2.105	13:15:13.721
8 -	41.561	28.709	1:10.270	84.04	1.067	13:16:23.991
9 -	41.653	28.471	1:10.124	84.21	0.921	13:17:34.115
10 -	41.269	28.822	1:10.091	84.25	0.888	13:18:44.206
11 -	41.247	28.716	1:09.963	84.41	0.760	13:19:54.169
12 -	41.277	28.514	1:09.791	84.61	0.588	13:21:03.960
13 -	41.391	29.307	1:10.698	83.53	1.495	13:22:14.658
14 -	43.051	28.537	1:11.588	82.49	2.385	13:23:26.246
15 -	41.343	29.808	1:11.151	83.00	1.948	13:24:37.397
16 -	42.162	28.410	1:10.572	83.68	1.369	13:25:47.969
17 -	41.499	28.613	1:10.112	84.23	0.909	13:26:58.081
18 -	41.141	28.670	1:09.811	84.59	0.608	13:28:07.892
19 -	40.801	28.612	1:09.413	85.08	0.210	13:29:17.305
20 -	41.068	28.340	1:09.408	85.08	0.205	13:30:26.713
21 -	41.618	IN PIT	1:13.286	P 80.58	4.083	13:31:39.999
22 -	OUTLAP	28.263	3:14.082	30.42	2:04.879	13:34:54.081
23 -	41.130	29.070	1:10.200	84.12	0.997	13:36:04.281
24 -	41.600	28.455	1:10.055	84.30	0.852	13:37:14.336
25 -	41.362	28.561	1:09.923	84.45	0.720	13:38:24.259
26 -	41.108	28.680	1:09.788	84.62	0.585	13:39:34.047
27 -	41.165	28.256	1:09.421	85.07	0.218	13:40:43.468
28 -	40.959	28.599	1:09.558	84.90	0.355	13:41:53.026
29 -	41.059	28.230	1:09.289	(2) 85.23	0.086	13:43:02.315
30 -	41.365	28.033	1:09.398	(3) 85.09	0.195	13:44:11.713
31 -	41.274	28.940	1:10.214	84.10	1.011	13:45:21.927
32 -	42.358	28.206	1:10.564	83.69	1.361	13:46:32.491
33 -	41.053	28.394	1:09.447	85.03	0.244	13:47:41.938
34 -	41.188	28.435	1:09.623	84.82	0.420	13:48:51.561
35 -	41.666	28.313	1:09.979	84.39	0.776	13:50:01.540
36 -	40.884	28.609	1:09.493	84.98	0.290	13:51:11.033
37 -	40.865	28.338	1:09.203	(1) 85.33		13:52:20.236

SW Motorsports ClubSport Trophy

RACE 2 - SECTOR ANALYSIS

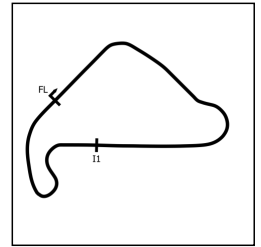


SECTOR 1 = FL to I1, SECTOR 2 = I1 to FL, DIFF = Difference To Personal Best Lap, P = Crossed Finish Line in Pit Lane, D = Time Disallowed

P16 283 C		Chris STONE		Honda Civic Type R (EP3)		
IDEAL LAP TIME : 1:09.292		BEST LAP TIME : 1:09.521		DIFFERENCE : 0.229		
LAP	SECTOR 1	SECTOR 2	LAP TIME	MPH	DIFF	TIME OF DAY
1 -		29.721	1:18.513	75.21	8.992	13:08:05.221
2 -	42.020	29.762	1:11.782	82.27	2.261	13:09:17.003
3 -	42.757	29.157	1:11.914	82.12	2.393	13:10:28.917
4 -	42.047	29.143	1:11.190	82.95	1.669	13:11:40.107
5 -	41.668	28.893	1:10.561	83.69	1.040	13:12:50.668
6 -	41.389	29.221	1:10.610	83.63	1.089	13:14:01.278
7 -	42.003	28.973	1:10.976	83.20	1.455	13:15:12.254
8 -	41.654	28.623	1:10.277	84.03	0.756	13:16:22.531
9 -	41.742	29.063	1:10.805	83.40	1.284	13:17:33.336
10 -	41.376	28.586	1:09.962	84.41	0.441	13:18:43.298
11 -	41.514	28.660	1:10.174	84.15	0.653	13:19:53.472
12 -	41.512	28.566	1:10.078	84.27	0.557	13:21:03.550
13 -	41.394	28.776	1:10.170	84.16	0.649	13:22:13.720
14 -	41.246	28.637	1:09.883	84.50	0.362	13:23:23.603
15 -	42.048	28.903	1:10.951	83.23	1.430	13:24:34.554
16 -	41.425	29.516	1:10.941	83.24	1.420	13:25:45.495
17 -	41.605	28.729	1:10.334	83.96	0.813	13:26:55.829
18 -	41.635	28.820	1:10.455	83.82	0.934	13:28:06.284
19 -	41.285	28.704	1:09.989	84.37	0.468	13:29:16.273
20 -	41.421	28.491	1:09.912	84.47	0.391	13:30:26.185
21 -	41.645	28.884	1:10.529	83.73	1.008	13:31:36.714
22 -	42.527	IN PIT	1:15.276	P 78.45	5.755	13:32:51.990
23 -	OUTLAP	28.995	3:11.851	30.78	2:02.330	13:36:03.841
24 -	41.583	28.568	1:10.151	84.18	0.630	13:37:13.992
25 -	41.766	28.886	1:10.652	83.58	1.131	13:38:24.644
26 -	41.025	28.637	1:09.662	(3) 84.77	0.141	13:39:34.306
27 -	41.684	28.580	1:10.264	84.04	0.743	13:40:44.570
28 -	41.732	28.392	1:10.124	84.21	0.603	13:41:54.694
29 -	41.103	28.418	1:09.521	(1) 84.94		13:43:04.215
30 -	41.284	28.590	1:09.874	84.51	0.353	13:44:14.089
31 -	41.038	28.842	1:09.880	84.51	0.359	13:45:23.969
32 -	41.608	28.820	1:10.428	83.85	0.907	13:46:34.397
33 -	40.908	29.404	1:10.312	83.99	0.791	13:47:44.709
34 -	41.116	28.531	1:09.647	(2) 84.79	0.126	13:48:54.356
35 -	41.317	28.763	1:10.080	84.27	0.559	13:50:04.436
36 -	41.364	28.499	1:09.863	84.53	0.342	13:51:14.299
37 -	40.900	28.838	1:09.738	84.68	0.217	13:52:24.037

SW Motorsports ClubSport Trophy

RACE 2 - SECTOR ANALYSIS

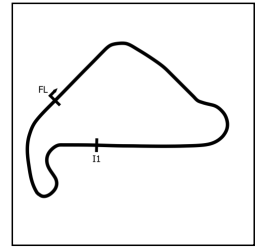


SECTOR 1 = FL to I1, SECTOR 2 = I1 to FL, DIFF = Difference To Personal Best Lap, P = Crossed Finish Line in Pit Lane, D = Time Disallowed

P17 93 C		HAYES / BRUCE		BMW E36 Compact		
IDEAL LAP TIME : 1:08.965		BEST LAP TIME : 1:09.085		DIFFERENCE : 0.120		
LAP	SECTOR 1	SECTOR 2	LAP TIME	MPH	DIFF	TIME OF DAY
1 -		29.596	1:17.548	76.15	8.463	13:08:04.256
2 -	42.451	28.682	1:11.133	83.02	2.048	13:09:15.389
3 -	42.894	28.828	1:11.722	82.34	2.637	13:10:27.111
4 -	41.382	28.510	1:09.892	84.49	0.807	13:11:37.003
5 -	40.968	28.831	1:09.799	84.60	0.714	13:12:46.802
6 -	41.632	28.513	1:10.145	84.19	1.060	13:13:56.947
7 -	41.099	28.246	1:09.345 (2)	85.16	0.260	13:15:06.292
8 -	40.897	28.188	1:09.085 (1)	85.48		13:16:15.377
9 -	41.329	28.454	1:09.783	84.62	0.698	13:17:25.160
10 -	40.777	28.863	1:09.640	84.80	0.555	13:18:34.800
11 -	41.525	28.288	1:09.813	84.59	0.728	13:19:44.613
12 -	40.987	28.700	1:09.687	84.74	0.602	13:20:54.300
13 -	41.472	28.945	1:10.417	83.86	1.332	13:22:04.717
14 -	41.727	28.589	1:10.316	83.98	1.231	13:23:15.033
15 -	41.091	28.617	1:09.708	84.72	0.623	13:24:24.741
16 -	41.120	28.302	1:09.422 (3)	85.06	0.337	13:25:34.163
17 -	41.108	28.568	1:09.676	84.75	0.591	13:26:43.839
18 -	41.232	28.502	1:09.734	84.68	0.649	13:27:53.573
19 -	41.122	IN PIT	1:13.243 P	80.63	4.158	13:29:06.816
20 -	OUTLAP	29.625	3:13.126	30.57	2:04.041	13:32:19.942
21 -	42.462	29.374	1:11.836	82.21	2.751	13:33:31.778
22 -	41.711	29.116	1:10.827	83.38	1.742	13:34:42.605
23 -	41.574	29.316	1:10.890	83.30	1.805	13:35:53.495
24 -	41.453	28.840	1:10.293	84.01	1.208	13:37:03.788
25 -	41.451	28.913	1:10.364	83.93	1.279	13:38:14.152
26 -	41.590	28.968	1:10.558	83.69	1.473	13:39:24.710
27 -	41.100	29.810	1:10.910	83.28	1.825	13:40:35.620
28 -	41.432	29.047	1:10.479	83.79	1.394	13:41:46.099
29 -	41.757	28.561	1:10.318	83.98	1.233	13:42:56.417
30 -	42.594	29.507	1:12.101	81.90	3.016	13:44:08.518
31 -	44.177	29.080	1:13.257	80.61	4.172	13:45:21.775
32 -	43.262	28.948	1:12.210	81.78	3.125	13:46:33.985
33 -	41.043	29.290	1:10.333	83.96	1.248	13:47:44.318
34 -	42.064	28.856	1:10.920	83.27	1.835	13:48:55.238
35 -	42.588	29.302	1:11.890	82.14	2.805	13:50:07.128
36 -	41.196	28.993	1:10.189	84.13	1.104	13:51:17.317
37 -	41.320	29.156	1:10.476	83.79	1.391	13:52:27.793

SW Motorsports ClubSport Trophy

RACE 2 - SECTOR ANALYSIS

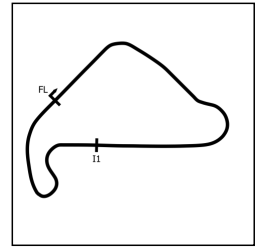


SECTOR 1 = FL to I1, SECTOR 2 = I1 to FL, DIFF = Difference To Personal Best Lap, P = Crossed Finish Line in Pit Lane, D = Time Disallowed

P18 150 D		Andrew STEPHENS		Mini Cooper		
IDEAL LAP TIME : 1:09.397		BEST LAP TIME : 1:09.460		DIFFERENCE : 0.063		
LAP	SECTOR 1	SECTOR 2	LAP TIME	MPH	DIFF	TIME OF DAY
1 -		28.243	1:13.071	80.82	3.611	13:07:59.779
2 -	42.318	28.746	1:11.064	83.10	1.604	13:09:10.843
3 -	42.724	28.088	1:10.812	83.39	1.352	13:10:21.655
4 -	41.406	28.055	1:09.461 (2)	85.02	0.001	13:11:31.116
5 -	41.457	28.443	1:09.900	84.48	0.440	13:12:41.016
6 -	41.579	28.075	1:09.654	84.78	0.194	13:13:50.670
7 -	41.359	28.101	1:09.460 (1)	85.02		13:15:00.130
8 -	41.342	28.869	1:10.211	84.11	0.751	13:16:10.341
9 -	41.707	28.482	1:10.189	84.13	0.729	13:17:20.530
10 -	42.151	28.200	1:10.351	83.94	0.891	13:18:30.881
11 -	41.458	28.191	1:09.649 (3)	84.79	0.189	13:19:40.530
12 -	41.428	28.358	1:09.786	84.62	0.326	13:20:50.316
13 -	41.485	28.371	1:09.856	84.54	0.396	13:22:00.172
14 -	42.263	28.287	1:10.550	83.70	1.090	13:23:10.722
15 -	41.609	28.427	1:10.036	84.32	0.576	13:24:20.758
16 -	41.611	28.307	1:09.918	84.46	0.458	13:25:30.676
17 -	41.624	28.340	1:09.964	84.41	0.504	13:26:40.640
18 -	41.421	28.918	1:10.339	83.96	0.879	13:27:50.979
19 -	41.738	28.319	1:10.057	84.29	0.597	13:29:01.036
20 -	41.553	28.262	1:09.815	84.59	0.355	13:30:10.851
21 -	41.826	IN PIT	1:14.640 P	79.12	5.180	13:31:25.491
22 -	OUTLAP	28.967	3:19.032	29.67	2:09.572	13:34:44.523
23 -	42.680	29.011	1:11.691	82.37	2.231	13:35:56.214
24 -	42.224	28.427	1:10.651	83.58	1.191	13:37:06.865
25 -	42.013	28.545	1:10.558	83.69	1.098	13:38:17.423
26 -	42.088	28.565	1:10.653	83.58	1.193	13:39:28.076
27 -	42.322	29.080	1:11.402	82.71	1.942	13:40:39.478
28 -	42.395	28.902	1:11.297	82.83	1.837	13:41:50.775
29 -	42.258	28.471	1:10.729	83.49	1.269	13:43:01.504
30 -	42.386	28.377	1:10.763	83.45	1.303	13:44:12.267
31 -	42.293	28.637	1:10.930	83.26	1.470	13:45:23.197
32 -	43.473	29.359	1:12.832	81.08	3.372	13:46:36.029
33 -	42.568	28.475	1:11.043	83.12	1.583	13:47:47.072
34 -	41.656	28.882	1:10.538	83.72	1.078	13:48:57.610
35 -	42.374	28.460	1:10.834	83.37	1.374	13:50:08.444
36 -	42.029	28.490	1:10.519	83.74	1.059	13:51:18.963
37 -	42.124	29.101	1:11.225	82.91	1.765	13:52:30.188

SW Motorsports ClubSport Trophy

RACE 2 - SECTOR ANALYSIS

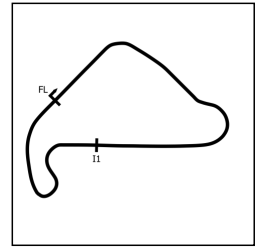


SECTOR 1 = FL to I1, SECTOR 2 = I1 to FL, DIFF = Difference To Personal Best Lap, P = Crossed Finish Line in Pit Lane, D = Time Disallowed

P19 75 C		Craig EMMERSON		BMW 330			
IDEAL LAP TIME : 1:10.023		BEST LAP TIME : 1:10.023		DIFFERENCE : 0.000			
LAP	SECTOR 1	SECTOR 2	LAP TIME	MPH	DIFF	TIME OF DAY	
1 -		29.674	1:15.824	77.88	5.801	13:08:02.532	
2 -	42.164	29.858	1:12.022	81.99	1.999	13:09:14.554	
3 -	43.357	29.382	1:12.739	81.18	2.716	13:10:27.293	
4 -	43.033	29.559	1:12.592	81.35	2.569	13:11:39.885	
5 -	41.458	28.876	1:10.334 (2)	83.96	0.311	13:12:50.219	
6 -	41.977	29.869	1:11.846	82.19	1.823	13:14:02.065	
7 -	43.242	29.587	1:12.829	81.08	2.806	13:15:14.894	
8 -	41.873	29.314	1:11.187	82.95	1.164	13:16:26.081	
9 -	41.537	28.921	1:10.458 (3)	83.81	0.435	13:17:36.539	
10 -	42.075	29.172	1:11.247	82.89	1.224	13:18:47.786	
11 -	42.011	29.316	1:11.327	82.79	1.304	13:19:59.113	
12 -	41.635	29.194	1:10.829	83.37	0.806	13:21:09.942	
13 -	42.151	29.146	1:11.297	82.83	1.274	13:22:21.239	
14 -	42.186	29.190	1:11.376	82.74	1.353	13:23:32.615	
15 -	41.570	28.998	1:10.568	83.68	0.545	13:24:43.183	
16 -	41.253	28.770	1:10.023 (1)	84.33		13:25:53.206	
17 -	42.521	28.927	1:11.448	82.65	1.425	13:27:04.654	
18 -	41.997	29.078	1:11.075	83.09	1.052	13:28:15.729	
19 -	41.998	29.158	1:11.156	82.99	1.133	13:29:26.885	
20 -	42.400	29.296	1:11.696	82.37	1.673	13:30:38.581	
21 -	42.018	IN PIT	1:15.294 P	78.43	5.271	13:31:53.875	
22 -	OUTLAP	29.627	3:09.742	31.12	1:59.719	13:35:03.617	
23 -	41.858	28.794	1:10.652	83.58	0.629	13:36:14.269	
24 -	41.591	29.238	1:10.829	83.37	0.806	13:37:25.098	
25 -	42.118	29.158	1:11.276	82.85	1.253	13:38:36.374	
26 -	41.280	29.208	1:10.488	83.78	0.465	13:39:46.862	
27 -	42.062	29.358	1:11.420	82.68	1.397	13:40:58.282	
28 -	43.360	29.220	1:12.580	81.36	2.557	13:42:10.862	
29 -	43.870	30.008	1:13.878	79.93	3.855	13:43:24.740	
30 -	42.083	29.353	1:11.436	82.67	1.413	13:44:36.176	
31 -	42.022	29.098	1:11.120	83.03	1.097	13:45:47.296	
32 -	41.977	28.955	1:10.932	83.25	0.909	13:46:58.228	
33 -	42.393	28.878	1:11.271	82.86	1.248	13:48:09.499	
34 -	41.995	29.372	1:11.367	82.75	1.344	13:49:20.866	
35 -	42.164	29.017	1:11.181	82.96	1.158	13:50:32.047	
36 -	42.049	29.670	1:11.719	82.34	1.696	13:51:43.766	
37 -	42.328	29.061	1:11.389	82.72	1.366	13:52:55.155	

SW Motorsports ClubSport Trophy

RACE 2 - SECTOR ANALYSIS

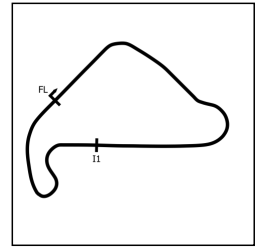


SECTOR 1 = FL to I1, SECTOR 2 = I1 to FL, DIFF = Difference To Personal Best Lap, P = Crossed Finish Line in Pit Lane, D = Time Disallowed

P20 177 B		JUKES / JUKES		BMW Z4		
IDEAL LAP TIME : 1:08.670		BEST LAP TIME : 1:08.999		DIFFERENCE : 0.329		
LAP	SECTOR 1	SECTOR 2	LAP TIME	MPH	DIFF	TIME OF DAY
1 -		29.567	1:17.768	75.93	8.769	13:08:04.476
2 -	42.637	29.134	1:11.771	82.28	2.772	13:09:16.247
3 -	42.477	29.115	1:11.592	82.49	2.593	13:10:27.839
4 -	42.755	28.968	1:11.723	82.33	2.724	13:11:39.562
5 -	40.556	28.841	1:09.397 (3)	85.09	0.398	13:12:48.959
6 -	40.522	28.477	1:08.999 (1)	85.59		13:13:57.958
7 -	41.050	28.580	1:09.630	84.81	0.631	13:15:07.588
8 -	41.463	28.720	1:10.183	84.14	1.184	13:16:17.771
9 -	41.686	28.579	1:10.265	84.04	1.266	13:17:28.036
10 -	40.697	29.000	1:09.697	84.73	0.698	13:18:37.733
11 -	40.931	29.048	1:09.979	84.39	0.980	13:19:47.712
12 -	41.111	28.380	1:09.491	84.98	0.492	13:20:57.203
13 -	40.891	28.862	1:09.753	84.66	0.754	13:22:06.956
14 -	41.104	28.692	1:09.796	84.61	0.797	13:23:16.752
15 -	41.020	28.148	1:09.168 (2)	85.38	0.169	13:24:25.920
16 -	40.880	28.529	1:09.409	85.08	0.410	13:25:35.329
17 -	41.154	28.757	1:09.911	84.47	0.912	13:26:45.240
18 -	40.772	IN PIT	1:11.370 P	82.74	2.371	13:27:56.610
19 -	OUTLAP	29.597	3:30.543	28.04	2:21.544	13:31:27.153
20 -	42.930	30.320	1:13.250	80.62	4.251	13:32:40.403
21 -	42.460	29.802	1:12.262	81.72	3.263	13:33:52.665
22 -	42.577	30.022	1:12.599	81.34	3.600	13:35:05.264
23 -	41.624	29.378	1:11.002	83.17	2.003	13:36:16.266
24 -	41.728	30.244	1:11.972	82.05	2.973	13:37:28.238
25 -	41.411	29.414	1:10.825	83.38	1.826	13:38:39.063
26 -	41.584	29.763	1:11.347	82.77	2.348	13:39:50.410
27 -	42.516	29.395	1:11.911	82.12	2.912	13:41:02.321
28 -	42.756	30.580	1:13.336	80.52	4.337	13:42:15.657
29 -	44.251	29.608	1:13.859	79.95	4.860	13:43:29.516
30 -	41.567	29.503	1:11.070	83.09	2.071	13:44:40.586
31 -	42.146	29.565	1:11.711	82.35	2.712	13:45:52.297
32 -	42.087	29.355	1:11.442	82.66	2.443	13:47:03.739
33 -	41.622	29.400	1:11.022	83.15	2.023	13:48:14.761
34 -	42.596	30.511	1:13.107	80.78	4.108	13:49:27.868
35 -	41.955	29.107	1:11.062	83.10	2.063	13:50:38.930
36 -	41.609	29.419	1:11.028	83.14	2.029	13:51:49.958
37 -	41.567	29.680	1:11.247	82.89	2.248	13:53:01.205

SW Motorsports ClubSport Trophy

RACE 2 - SECTOR ANALYSIS

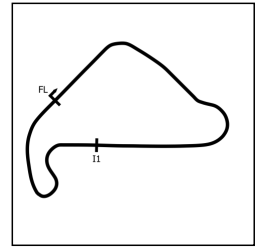


SECTOR 1 = FL to I1, SECTOR 2 = I1 to FL, DIFF = Difference To Personal Best Lap, P = Crossed Finish Line in Pit Lane, D = Time Disallowed

P21 241 C		Matt MASSEY		Honda Civic Type R			
IDEAL LAP TIME : 1:10.916		BEST LAP TIME : 1:11.303		DIFFERENCE : 0.387			
LAP	SECTOR 1	SECTOR 2	LAP TIME	MPH	DIFF	TIME OF DAY	
1 -		29.960	1:19.603	74.18	8.300	13:08:06.311	
2 -	43.422	28.760	1:12.182	81.81	0.879	13:09:18.493	
3 -	43.493	29.005	1:12.498	81.45	1.195	13:10:30.991	
4 -	42.540	29.654	1:12.194	81.80	0.891	13:11:43.185	
5 -	43.159	28.956	1:12.115	81.89	0.812	13:12:55.300	
6 -	43.355	29.729	1:13.084	80.80	1.781	13:14:08.384	
7 -	43.503	29.327	1:12.830	81.08	1.527	13:15:21.214	
8 -	42.758	29.040	1:11.798	82.25	0.495	13:16:33.012	
9 -	43.356	29.789	1:13.145	80.73	1.842	13:17:46.157	
10 -	43.631	29.380	1:13.011	80.88	1.708	13:18:59.168	
11 -	43.223	29.353	1:12.576	81.37	1.273	13:20:11.744	
12 -	43.657	28.771	1:12.428	81.53	1.125	13:21:24.172	
13 -	42.903	28.886	1:11.789	82.26	0.486	13:22:35.961	
14 -	42.634	28.992	1:11.626	82.45	0.323	13:23:47.587	
15 -	43.817	29.085	1:12.902	81.00	1.599	13:25:00.489	
16 -	42.903	29.115	1:12.018	82.00	0.715	13:26:12.507	
17 -	44.351	29.224	1:13.575	80.26	2.272	13:27:26.082	
18 -	42.621	28.685	1:11.306 (2)	82.82	0.003	13:28:37.388	
19 -	42.741	28.829	1:11.570	82.51	0.267	13:29:48.958	
20 -	42.439	29.132	1:11.571	82.51	0.268	13:31:00.529	
21 -	42.656	28.647	1:11.303 (1)	82.82		13:32:11.832	
22 -	44.228	IN PIT	1:18.320 P	75.40	7.017	13:33:30.152	
23 -	OUTLAP	29.404	3:09.644	31.14	1:58.341	13:36:39.796	
24 -	43.010	29.990	1:13.000	80.89	1.697	13:37:52.796	
25 -	43.643	29.689	1:13.332	80.53	2.029	13:39:06.128	
26 -	44.207	28.568	1:12.775	81.14	1.472	13:40:18.903	
27 -	43.047	28.605	1:11.652	82.42	0.349	13:41:30.555	
28 -	42.996	28.669	1:11.665	82.40	0.362	13:42:42.220	
29 -	42.767	28.717	1:11.484 (3)	82.61	0.181	13:43:53.704	
30 -	43.147	29.811	1:12.958	80.94	1.655	13:45:06.662	
31 -	43.742	28.477	1:12.219	81.77	0.916	13:46:18.881	
32 -	43.444	28.764	1:12.208	81.78	0.905	13:47:31.089	
33 -	43.327	28.779	1:12.106	81.90	0.803	13:48:43.195	
34 -	44.025	29.205	1:13.230	80.64	1.927	13:49:56.425	
35 -	43.134	29.236	1:12.370	81.60	1.067	13:51:08.795	
36 -	43.265	29.101	1:12.366	81.60	1.063	13:52:21.161	

SW Motorsports ClubSport Trophy

RACE 2 - SECTOR ANALYSIS

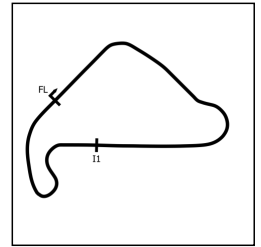


SECTOR 1 = FL to I1, SECTOR 2 = I1 to FL, DIFF = Difference To Personal Best Lap, P = Crossed Finish Line in Pit Lane, D = Time Disallowed

P22		4 D		HARRISON / HAWKES-REED		Renault Clio	
IDEAL LAP TIME : 1:09.555		BEST LAP TIME : 1:09.555		DIFFERENCE : 0.000			
LAP	SECTOR 1	SECTOR 2	LAP TIME	MPH	DIFF	TIME OF DAY	
1 -		28.937	1:15.616	78.10	6.061	13:08:02.324	
2 -	41.769	28.501	1:10.270	84.04	0.715	13:09:12.594	
3 -	42.509	28.490	1:10.999	83.17	1.444	13:10:23.593	
4 -	41.396	28.636	1:10.032	84.32	0.477	13:11:33.625	
5 -	41.440	28.913	1:10.353	83.94	0.798	13:12:43.978	
6 -	41.620	28.656	1:10.276	84.03	0.721	13:13:54.254	
7 -	41.589	28.440	1:10.029	84.33	0.474	13:15:04.283	
8 -	41.410	28.762	1:10.172	84.15	0.617	13:16:14.455	
9 -	41.261	28.468	1:09.729 (2)	84.69	0.174	13:17:24.184	
10 -	41.248	28.307	1:09.555 (1)	84.90		13:18:33.739	
11 -	41.255	28.489	1:09.744 (3)	84.67	0.189	13:19:43.483	
12 -	41.372	28.549	1:09.921	84.46	0.366	13:20:53.404	
13 -	42.302	28.563	1:10.865	83.33	1.310	13:22:04.269	
14 -	43.106	28.553	1:11.659	82.41	2.104	13:23:15.928	
15 -	41.389	28.507	1:09.896	84.49	0.341	13:24:25.824	
16 -	41.754	28.781	1:10.535	83.72	0.980	13:25:36.359	
17 -	41.898	28.696	1:10.594	83.65	1.039	13:26:46.953	
18 -	42.754	IN PIT	1:17.013 P	76.68	7.458	13:28:03.966	
19 -	OUTLAP	32.422	3:26.687	28.57	2:17.132	13:31:30.653	
20 -	46.583	31.924	1:18.507	75.22	8.952	13:32:49.160	
21 -	46.242	32.202	1:18.444	75.28	8.889	13:34:07.604	
22 -	45.989	32.895	1:18.884	74.86	9.329	13:35:26.488	
23 -	45.797	31.708	1:17.505	76.19	7.950	13:36:43.993	
24 -	45.257	31.583	1:16.840	76.85	7.285	13:38:00.833	
25 -	45.248	31.317	1:16.565	77.13	7.010	13:39:17.398	
26 -	46.434	31.861	1:18.295	75.42	8.740	13:40:35.693	
27 -	44.622	31.334	1:15.956	77.75	6.401	13:41:51.649	
28 -	44.777	30.953	1:15.730	77.98	6.175	13:43:07.379	
29 -	45.428	31.195	1:16.623	77.07	7.068	13:44:24.002	
30 -	44.817	30.969	1:15.786	77.92	6.231	13:45:39.788	
31 -	44.964	31.083	1:16.047	77.65	6.492	13:46:55.835	
32 -	45.074	30.848	1:15.922	77.78	6.367	13:48:11.757	
33 -	44.898	31.144	1:16.042	77.66	6.487	13:49:27.799	
34 -	44.854	30.980	1:15.834	77.87	6.279	13:50:43.633	
35 -	44.129	31.000	1:15.129	78.60	5.574	13:51:58.762	
36 -	45.778	30.587	1:16.365	77.33	6.810	13:53:15.127	

SW Motorsports ClubSport Trophy

RACE 2 - SECTOR ANALYSIS

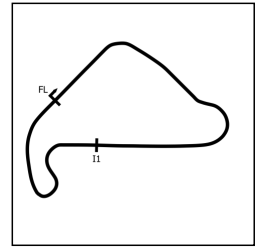


SECTOR 1 = FL to I1, SECTOR 2 = I1 to FL, DIFF = Difference To Personal Best Lap, P = Crossed Finish Line in Pit Lane, D = Time Disallowed

P23 81 E		William GALLACHER		MK3 Toyota MR2		
IDEAL LAP TIME : 1:12.427		BEST LAP TIME : 1:12.551		DIFFERENCE : 0.124		
LAP	SECTOR 1	SECTOR 2	LAP TIME	MPH	DIFF	TIME OF DAY
1 -		31.001	1:21.573	72.39	9.022	13:08:08.281
2 -	43.870	29.942	1:13.812	80.00	1.261	13:09:22.093
3 -	43.756	30.175	1:13.931	79.88	1.380	13:10:36.024
4 -	43.451	30.298	1:13.749	80.07	1.198	13:11:49.773
5 -	43.555	30.242	1:13.797	80.02	1.246	13:13:03.570
6 -	43.390	29.973	1:13.363	80.49	0.812	13:14:16.933
7 -	43.281	30.086	1:13.367	80.49	0.816	13:15:30.300
8 -	43.358	29.995	1:13.353	80.51	0.802	13:16:43.653
9 -	43.271	29.865	1:13.136	80.74	0.585	13:17:56.789
10 -	43.154	29.830	1:12.984	80.91	0.433	13:19:09.773
11 -	43.020	29.888	1:12.908	81.00	0.357	13:20:22.681
12 -	43.322	30.087	1:13.409	80.44	0.858	13:21:36.090
13 -	44.413	29.798	1:14.211	79.57	1.660	13:22:50.301
14 -	43.463	30.128	1:13.591	80.24	1.040	13:24:03.892
15 -	43.353	29.673	1:13.026	80.87	0.475	13:25:16.918
16 -	43.139	30.105	1:13.244	80.63	0.693	13:26:30.162
17 -	43.080	29.940	1:13.020	80.87	0.469	13:27:43.182
18 -	43.261	30.074	1:13.335	80.53	0.784	13:28:56.517
19 -	43.099	29.608	1:12.707	81.22	0.156	13:30:09.224
20 -	43.036	29.860	1:12.896	81.01	0.345	13:31:22.120
21 -	43.228	30.516	1:13.744	80.08	1.193	13:32:35.864
22 -	43.464	IN PIT	1:18.696	P 75.04	6.145	13:33:54.560
23 -	OUTLAP	30.029	3:14.172	30.41	2:01.621	13:37:08.732
24 -	42.936	29.739	1:12.675	(3) 81.26	0.124	13:38:21.407
25 -	42.837	29.809	1:12.646	(2) 81.29	0.095	13:39:34.053
26 -	43.941	29.831	1:13.772	80.05	1.221	13:40:47.825
27 -	42.819	29.732	1:12.551	(1) 81.40		13:42:00.376
28 -	59.174	30.163	1:29.337	66.10	16.786	13:43:29.713
29 -	43.114	30.037	1:13.151	80.73	0.600	13:44:42.864
30 -	42.866	29.858	1:12.724	81.20	0.173	13:45:55.588
31 -	43.065	29.925	1:12.990	80.91	0.439	13:47:08.578
32 -	43.474	29.913	1:13.387	80.47	0.836	13:48:21.965
33 -	43.459	29.958	1:13.417	80.44	0.866	13:49:35.382
34 -	43.692	30.006	1:13.698	80.13	1.147	13:50:49.080
35 -	43.529	30.331	1:13.860	79.95	1.309	13:52:02.940
36 -	43.491	30.225	1:13.716	80.11	1.165	13:53:16.656

SW Motorsports ClubSport Trophy

RACE 2 - SECTOR ANALYSIS

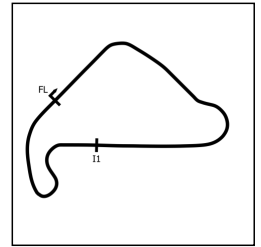


SECTOR 1 = FL to I1, SECTOR 2 = I1 to FL, DIFF = Difference To Personal Best Lap, P = Crossed Finish Line in Pit Lane, D = Time Disallowed

P24 107 D		Steven WATSON		Renault Clio			
IDEAL LAP TIME : 1:11.678		BEST LAP TIME : 1:11.845		DIFFERENCE : 0.167			
LAP	SECTOR 1	SECTOR 2	LAP TIME	MPH	DIFF	TIME OF DAY	
1 -		33.743	1:27.028	67.85	15.183	13:08:13.736	
2 -	48.551	32.859	1:21.410	72.54	9.565	13:09:35.146	
3 -	47.068	32.448	1:19.516	74.27	7.671	13:10:54.662	
4 -	46.170	29.737	1:15.907	77.80	4.062	13:12:10.569	
5 -	43.836	29.535	1:13.371	80.49	1.526	13:13:23.940	
6 -	44.055	29.553	1:13.608	80.23	1.763	13:14:37.548	
7 -	44.135	29.494	1:13.629	80.20	1.784	13:15:51.177	
8 -	43.217	29.529	1:12.746	81.18	0.901	13:17:03.923	
9 -	43.501	29.543	1:13.044	80.85	1.199	13:18:16.967	
10 -	45.553	29.315	1:14.868	78.88	3.023	13:19:31.835	
11 -	43.323	29.524	1:12.847	81.06	1.002	13:20:44.682	
12 -	44.851	30.078	1:14.929	78.81	3.084	13:21:59.611	
13 -	42.971	29.188	1:12.159 (2)	81.84	0.314	13:23:11.770	
14 -	43.049	29.875	1:12.924	80.98	1.079	13:24:24.694	
15 -	42.942	29.716	1:12.658	81.28	0.813	13:25:37.352	
16 -	44.132	29.711	1:13.843	79.97	1.998	13:26:51.195	
17 -	43.276	29.672	1:12.948	80.95	1.103	13:28:04.143	
18 -	43.696	30.036	1:13.732	80.09	1.887	13:29:17.875	
19 -	43.344	29.501	1:12.845	81.07	1.000	13:30:30.720	
20 -	43.503	29.925	1:13.428	80.42	1.583	13:31:44.148	
21 -	44.100	IN PIT	1:22.751 P	71.36	10.906	13:33:06.899	
22 -	OUTLAP	30.365	3:10.994	30.92	1:59.149	13:36:17.893	
23 -	43.954	29.727	1:13.681	80.15	1.836	13:37:31.574	
24 -	43.528	29.650	1:13.178	80.70	1.333	13:38:44.752	
25 -	44.301	29.763	1:14.064	79.73	2.219	13:39:58.816	
26 -	43.303	29.582	1:12.885	81.02	1.040	13:41:11.701	
27 -	43.244	29.467	1:12.711	81.22	0.866	13:42:24.412	
28 -	44.125	29.353	1:13.478	80.37	1.633	13:43:37.890	
29 -	43.191	29.775	1:12.966	80.93	1.121	13:44:50.856	
30 -	43.800	29.475	1:13.275	80.59	1.430	13:46:04.131	
31 -	42.490	29.355	1:11.845 (1)	82.20		13:47:15.976	
32 -	43.245	29.567	1:12.812	81.10	0.967	13:48:28.788	
33 -	43.033	29.385	1:12.418 (3)	81.54	0.573	13:49:41.206	
34 -	44.307	29.267	1:13.574	80.26	1.729	13:50:54.780	
35 -	43.054	29.487	1:12.541	81.41	0.696	13:52:07.321	
36 -	43.080	29.378	1:12.458	81.50	0.613	13:53:19.779	

SW Motorsports ClubSport Trophy

RACE 2 - SECTOR ANALYSIS

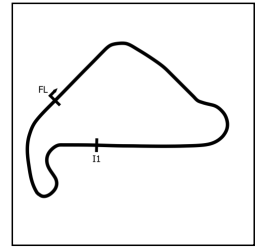


SECTOR 1 = FL to I1, SECTOR 2 = I1 to FL, DIFF = Difference To Personal Best Lap, P = Crossed Finish Line in Pit Lane, D = Time Disallowed

P25 94 E		Liam COCHRANE		Mazda MX5			
IDEAL LAP TIME : 1:13.163		BEST LAP TIME : 1:13.276		DIFFERENCE : 0.113			
LAP	SECTOR 1	SECTOR 2	LAP TIME	MPH	DIFF	TIME OF DAY	
1 -		30.206	1:21.137	72.78	7.861	13:08:07.845	
2 -	44.432	30.162	1:14.594	79.17	1.318	13:09:22.439	
3 -	43.768	30.133	1:13.901	79.91	0.625	13:10:36.340	
4 -	43.560	30.143	1:13.703	80.12	0.427	13:11:50.043	
5 -	43.653	30.371	1:14.024	79.78	0.748	13:13:04.067	
6 -	43.494	29.782	1:13.276 (1)	80.59		13:14:17.343	
7 -	43.436	29.845	1:13.281 (2)	80.58	0.005	13:15:30.624	
8 -	43.668	29.839	1:13.507	80.34	0.231	13:16:44.131	
9 -	43.582	29.889	1:13.471	80.38	0.195	13:17:57.602	
10 -	43.493	30.120	1:13.613	80.22	0.337	13:19:11.215	
11 -	44.250	29.966	1:14.216	79.57	0.940	13:20:25.431	
12 -	43.923	30.209	1:14.132	79.66	0.856	13:21:39.563	
13 -	44.245	29.884	1:14.129	79.66	0.853	13:22:53.692	
14 -	43.936	IN PIT	1:16.142 P	77.56	2.866	13:24:09.834	
15 -	OUTLAP	29.997	3:15.346	30.23	2:02.070	13:27:25.180	
16 -	43.881	29.996	1:13.877	79.93	0.601	13:28:39.057	
17 -	44.369	30.117	1:14.486	79.28	1.210	13:29:53.543	
18 -	44.031	30.119	1:14.150	79.64	0.874	13:31:07.693	
19 -	44.135	30.089	1:14.224	79.56	0.948	13:32:21.917	
20 -	44.169	30.119	1:14.288	79.49	1.012	13:33:36.205	
21 -	44.297	30.207	1:14.504	79.26	1.228	13:34:50.709	
22 -	44.028	30.818	1:14.846	78.90	1.570	13:36:05.555	
23 -	43.659	30.149	1:13.808	80.01	0.532	13:37:19.363	
24 -	44.013	29.996	1:14.009	79.79	0.733	13:38:33.372	
25 -	43.778	30.715	1:14.493	79.27	1.217	13:39:47.865	
26 -	43.632	30.108	1:13.740	80.08	0.464	13:41:01.605	
27 -	44.360	30.202	1:14.562	79.20	1.286	13:42:16.167	
28 -	45.107	29.850	1:14.957	78.78	1.681	13:43:31.124	
29 -	43.573	29.782	1:13.355 (3)	80.50	0.079	13:44:44.479	
30 -	43.652	29.978	1:13.630	80.20	0.354	13:45:58.109	
31 -	43.793	29.853	1:13.646	80.18	0.370	13:47:11.755	
32 -	44.046	29.855	1:13.901	79.91	0.625	13:48:25.656	
33 -	45.127	30.211	1:15.338	78.38	2.062	13:49:40.994	
34 -	45.274	29.727	1:15.001	78.74	1.725	13:50:55.995	
35 -	43.843	29.862	1:13.705	80.12	0.429	13:52:09.700	
36 -	43.749	29.937	1:13.686	80.14	0.410	13:53:23.386	

SW Motorsports ClubSport Trophy

RACE 2 - SECTOR ANALYSIS

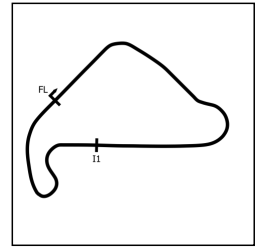


SECTOR 1 = FL to I1, SECTOR 2 = I1 to FL, DIFF = Difference To Personal Best Lap, P = Crossed Finish Line in Pit Lane, D = Time Disallowed

P26 11 B		Barrie CULLEY		Seat Leon Cupra Cup			
IDEAL LAP TIME : 1:11.248		BEST LAP TIME : 1:11.579		DIFFERENCE : 0.331			
LAP	SECTOR 1	SECTOR 2	LAP TIME	MPH	DIFF	TIME OF DAY	
1 -		34.821	1:25.794	68.83	14.215	13:08:12.502	
2 -	48.689	33.476	1:22.165	71.87	10.586	13:09:34.667	
3 -	46.593	32.928	1:19.521	74.26	7.942	13:10:54.188	
4 -	47.087	31.412	1:18.499	75.23	6.920	13:12:12.687	
5 -	45.176	31.076	1:16.252	77.44	4.673	13:13:28.939	
6 -	46.158	32.437	1:18.595	75.14	7.016	13:14:47.534	
7 -	46.842	30.876	1:17.718	75.98	6.139	13:16:05.252	
8 -	45.050	31.342	1:16.392	77.30	4.813	13:17:21.644	
9 -	43.368	29.532	1:12.900	81.01	1.321	13:18:34.544	
10 -	43.050	31.318	1:14.368	79.41	2.789	13:19:48.912	
11 -	43.448	29.789	1:13.237	80.63	1.658	13:21:02.149	
12 -	42.839	29.544	1:12.383	81.58	0.804	13:22:14.532	
13 -	43.383	29.693	1:13.076	80.81	1.497	13:23:27.608	
14 -	42.546	29.504	1:12.050	81.96	0.471	13:24:39.658	
15 -	43.064	29.415	1:12.479	81.48	0.900	13:25:52.137	
16 -	43.842	29.444	1:13.286	80.58	1.707	13:27:05.423	
17 -	42.767	29.646	1:12.413	81.55	0.834	13:28:17.836	
18 -	42.765	29.048	1:11.813 (2)	82.23	0.234	13:29:29.649	
19 -	43.834	IN PIT	1:16.462 P	77.23	4.883	13:30:46.111	
20 -	OUTLAP	30.225	3:18.707	29.72	2:07.128	13:34:04.818	
21 -	43.955	29.627	1:13.582	80.25	2.003	13:35:18.400	
22 -	42.200	29.661	1:11.861 (3)	82.18	0.282	13:36:30.261	
23 -	43.034	29.331	1:12.365	81.60	0.786	13:37:42.626	
24 -	42.802	29.618	1:12.420	81.54	0.841	13:38:55.046	
25 -	43.895	29.359	1:13.254	80.61	1.675	13:40:08.300	
26 -	42.883	29.468	1:12.351	81.62	0.772	13:41:20.651	
27 -	43.783	29.795	1:13.578	80.26	1.999	13:42:34.229	
28 -	42.843	29.683	1:12.526	81.42	0.947	13:43:46.755	
29 -	43.455	30.086	1:13.541	80.30	1.962	13:45:00.296	
30 -	43.427	30.142	1:13.569	80.27	1.990	13:46:13.865	
31 -	43.528	29.593	1:13.121	80.76	1.542	13:47:26.986	
32 -	43.080	29.633	1:12.713	81.21	1.134	13:48:39.699	
33 -	42.794	29.342	1:12.136	81.86	0.557	13:49:51.835	
34 -	42.849	29.169	1:12.018	82.00	0.439	13:51:03.853	
35 -	42.444	29.135	1:11.579 (1)	82.50		13:52:15.432	
36 -	48.760	IN PIT	1:45.262 P	56.10	33.683	13:54:00.694	

SW Motorsports ClubSport Trophy

RACE 2 - SECTOR ANALYSIS

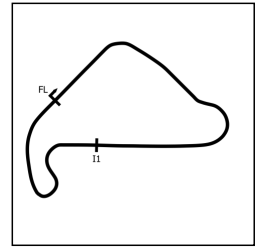


SECTOR 1 = FL to I1, SECTOR 2 = I1 to FL, DIFF = Difference To Personal Best Lap, P = Crossed Finish Line in Pit Lane, D = Time Disallowed

P27 53 C		Andrew WESTON		Toyota MR2 MK3			
IDEAL LAP TIME : 1:12.261		BEST LAP TIME : 1:12.537		DIFFERENCE : 0.276			
LAP	SECTOR 1	SECTOR 2	LAP TIME	MPH	DIFF	TIME OF DAY	
1 -		33.853	1:26.075	68.61	13.538	13:08:12.783	
2 -	45.828	31.864	1:17.692	76.01	5.155	13:09:30.475	
3 -	44.352	30.854	1:15.206	78.52	2.669	13:10:45.681	
4 -	44.822	31.859	1:16.681	77.01	4.144	13:12:02.362	
5 -	44.562	31.108	1:15.670	78.04	3.133	13:13:18.032	
6 -	44.335	30.863	1:15.198	78.53	2.661	13:14:33.230	
7 -	43.580	32.364	1:15.944	77.76	3.407	13:15:49.174	
8 -	42.704	30.225	1:12.929 (3)	80.97	0.392	13:17:02.103	
9 -	42.715	29.822	1:12.537 (1)	81.41		13:18:14.640	
10 -	45.888	30.561	1:16.449	77.24	3.912	13:19:31.089	
11 -	45.140	36.495	1:21.635	72.34	9.098	13:20:52.724	
12 -	44.924	30.710	1:15.634	78.08	3.097	13:22:08.358	
13 -	42.945	30.267	1:13.212	80.66	0.675	13:23:21.570	
14 -	45.383	30.242	1:15.625	78.09	3.088	13:24:37.195	
15 -	44.882	30.539	1:15.421	78.30	2.884	13:25:52.616	
16 -	44.684	IN PIT	1:21.970 P	72.04	9.433	13:27:14.586	
17 -	OUTLAP	30.735	3:10.717	30.96	1:58.180	13:30:25.303	
18 -	44.230	31.662	1:15.892	77.81	3.355	13:31:41.195	
19 -	42.439	30.574	1:13.013	80.88	0.476	13:32:54.208	
20 -	45.696	30.598	1:16.294	77.40	3.757	13:34:10.502	
21 -	42.900	31.903	1:14.803	78.94	2.266	13:35:25.305	
22 -	42.897	30.322	1:13.219	80.65	0.682	13:36:38.524	
23 -	43.652	31.339	1:14.991	78.75	2.454	13:37:53.515	
24 -	44.884	31.318	1:16.202	77.50	3.665	13:39:09.717	
25 -	46.162	30.035	1:16.197	77.50	3.660	13:40:25.914	
26 -	44.311	30.506	1:14.817	78.93	2.280	13:41:40.731	
27 -	43.767	30.053	1:13.820	80.00	1.283	13:42:54.551	
28 -	42.833	30.451	1:13.284	80.58	0.747	13:44:07.835	
29 -	45.255	32.713	1:17.968	75.74	5.431	13:45:25.803	
30 -	43.422	30.198	1:13.620	80.21	1.083	13:46:39.423	
31 -	44.718	30.185	1:14.903	78.84	2.366	13:47:54.326	
32 -	42.562	30.093	1:12.655 (2)	81.28	0.118	13:49:06.981	
33 -	45.669	31.166	1:16.835	76.86	4.298	13:50:23.816	
34 -	43.356	30.152	1:13.508	80.34	0.971	13:51:37.324	
35 -	43.079	30.652	1:13.731	80.09	1.194	13:52:51.055	

SW Motorsports ClubSport Trophy

RACE 2 - SECTOR ANALYSIS

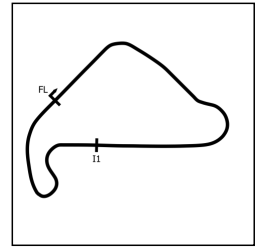


SECTOR 1 = FL to I1, SECTOR 2 = I1 to FL, DIFF = Difference To Personal Best Lap, P = Crossed Finish Line in Pit Lane, D = Time Disallowed

P28 22 E FANTANA / RAMSDEN		Mazda MX5 MK1				
IDEAL LAP TIME : 1:10.705		BEST LAP TIME : 1:10.957				
		DIFFERENCE : 0.252				
LAP	SECTOR 1	SECTOR 2	LAP TIME	MPH	DIFF	TIME OF DAY
1 -		32.062	1:20.885	73.01	9.928	13:08:07.593
2 -	49.737	31.361	1:21.098	72.82	10.141	13:09:28.691
3 -	43.712	30.017	1:13.729	80.09	2.772	13:10:42.420
4 -	43.172	29.722	1:12.894	81.01	1.937	13:11:55.314
5 -	43.632	29.670	1:13.302	80.56	2.345	13:13:08.616
6 -	42.897	29.474	1:12.371	81.60	1.414	13:14:20.987
7 -	42.620	29.269	1:11.889	82.14	0.932	13:15:32.876
8 -	42.599	29.118	1:11.717	82.34	0.760	13:16:44.593
9 -	44.291	29.617	1:13.908	79.90	2.951	13:17:58.501
10 -	42.783	29.843	1:12.626	81.31	1.669	13:19:11.127
11 -	42.829	28.990	1:11.819	82.22	0.862	13:20:22.946
12 -	43.263	31.321	1:14.584	79.18	3.627	13:21:37.530
13 -	46.504	29.939	1:16.443	77.25	5.486	13:22:53.973
14 -	42.788	30.126	1:12.914	80.99	1.957	13:24:06.887
15 -	45.716	29.129	1:14.845	78.90	3.888	13:25:21.732
16 -	43.040	29.423	1:12.463	81.49	1.506	13:26:34.195
17 -	42.772	28.966	1:11.738	82.32	0.781	13:27:45.933
18 -	41.954	29.003	1:10.957 (1)	83.22		13:28:56.890
19 -	42.339	28.751	1:11.090 (2)	83.07	0.133	13:30:07.980
20 -	42.443	28.921	1:11.364 (3)	82.75	0.407	13:31:19.344
21 -	42.637	29.067	1:11.704	82.36	0.747	13:32:31.048
22 -	42.434	29.302	1:11.736	82.32	0.779	13:33:42.784
23 -	43.580	IN PIT	1:20.412 P	73.44	9.455	13:35:03.196
24 -	OUTLAP	29.662	3:19.874	29.54	2:08.917	13:38:23.070
25 -	43.327	29.481	1:12.808	81.11	1.851	13:39:35.878
26 -	42.839	29.605	1:12.444	81.52	1.487	13:40:48.322
27 -	43.198	29.567	1:12.765	81.16	1.808	13:42:01.087
28 -	50.596	29.772	1:20.368	73.48	9.411	13:43:21.455
29 -	43.419	29.406	1:12.825	81.09	1.868	13:44:34.280
30 -	43.846	30.411	1:14.257	79.53	3.300	13:45:48.537
31 -	43.303	29.612	1:12.915	80.99	1.958	13:47:01.452
32 -	43.447	29.479	1:12.926	80.98	1.969	13:48:14.378
33 -	44.363	30.001	1:14.364	79.41	3.407	13:49:28.742
34 -	43.487	29.799	1:13.286	80.58	2.329	13:50:42.028
35 -	43.204	29.571	1:12.775	81.14	1.818	13:51:54.803

SW Motorsports ClubSport Trophy

RACE 2 - SECTOR ANALYSIS

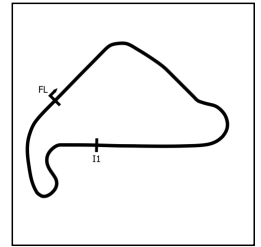


SECTOR 1 = FL to I1, SECTOR 2 = I1 to FL, DIFF = Difference To Personal Best Lap, P = Crossed Finish Line in Pit Lane, D = Time Disallowed

P29 151 A		David COX		VW Golf Gtl			
IDEAL LAP TIME : 1:07.049		BEST LAP TIME : 1:07.637		DIFFERENCE : 0.588			
LAP	SECTOR 1	SECTOR 2	LAP TIME	MPH	DIFF	TIME OF DAY	
1 -		27.738	1:10.243	84.07	2.606	13:07:56.951	
2 -	40.335	28.360	1:08.695	85.96	1.058	13:09:05.646	
3 -	40.768	28.347	1:09.115	85.44	1.478	13:10:14.761	
4 -	40.902	28.769	1:09.671	84.76	2.034	13:11:24.432	
5 -	40.550	27.832	1:08.382	86.36	0.745	13:12:32.814	
6 -	40.833	28.271	1:09.104	85.46	1.467	13:13:41.918	
7 -	41.342	27.900	1:09.242	85.29	1.605	13:14:51.160	
8 -	40.404	28.030	1:08.434	86.29	0.797	13:15:59.594	
9 -	40.340	28.357	1:08.697	85.96	1.060	13:17:08.291	
10 -	40.227	28.389	1:08.616	86.06	0.979	13:18:16.907	
11 -	40.091	28.006	1:08.097	86.72	0.460	13:19:25.004	
12 -	40.065	27.642	1:07.707 (2)	87.22	0.070	13:20:32.711	
13 -	40.153	27.744	1:07.897	86.97	0.260	13:21:40.608	
14 -	41.385	28.456	1:09.841	84.55	2.204	13:22:50.449	
15 -	40.153	27.484	1:07.637 (1)	87.31		13:23:58.086	
16 -	40.007	IN PIT	1:16.871 P	76.82	9.234	13:25:14.957	
17 -	OUTLAP	28.321	3:08.560	31.31	2:00.923	13:28:23.517	
18 -	40.772	28.157	1:08.929	85.67	1.292	13:29:32.446	
19 -	40.679	27.985	1:08.664	86.00	1.027	13:30:41.110	
20 -	40.368	28.037	1:08.405	86.33	0.768	13:31:49.515	
21 -	40.166	28.301	1:08.467	86.25	0.830	13:32:57.982	
22 -	40.883	27.985	1:08.868	85.75	1.231	13:34:06.850	
23 -	40.993	28.465	1:09.458	85.02	1.821	13:35:16.308	
24 -	40.623	28.183	1:08.806	85.83	1.169	13:36:25.114	
25 -	41.048	27.904	1:08.952	85.64	1.315	13:37:34.066	
26 -	39.984	27.804	1:07.788	87.11	0.151	13:38:41.854	
27 -	39.565	28.811	1:08.376	86.37	0.739	13:39:50.230	
28 -	40.330	27.746	1:08.076	86.75	0.439	13:40:58.306	
29 -	40.225	27.492	1:07.717 (3)	87.21	0.080	13:42:06.023	
30 -	45.881	IN PIT	1:30.626 P	65.16	22.989	13:43:36.649	

SW Motorsports ClubSport Trophy

RACE 2 - SECTOR ANALYSIS



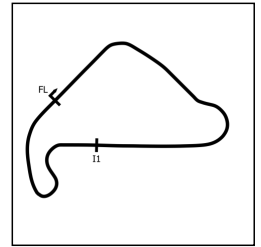
SECTOR 1 = FL to I1, SECTOR 2 = I1 to FL, DIFF = Difference To Personal Best Lap, P = Crossed Finish Line in Pit Lane, D = Time Disallowed

P30 110 B Martyn CULLEY			Seat Leon			
IDEAL LAP TIME : 1:07.814		BEST LAP TIME : 1:07.859		DIFFERENCE : 0.045		
LAP	SECTOR 1	SECTOR 2	LAP TIME	MPH	DIFF	TIME OF DAY
1 -		27.853	1:09.807	84.59	1.948	13:07:56.515
2 -	40.183	27.676	1:07.859 (1)	87.02		13:09:04.374
3 -	40.448	27.739	1:08.187	86.60	0.328	13:10:12.561
4 -	40.424	27.742	1:08.166	86.63	0.307	13:11:20.727
5 -	40.138	27.750	1:07.888 (2)	86.99	0.029	13:12:28.615
6 -	40.206	27.768	1:07.974 (3)	86.88	0.115	13:13:36.589
7 -	40.509	27.928	1:08.437	86.29	0.578	13:14:45.026
8 -	40.757	28.035	1:08.792	85.84	0.933	13:15:53.818
9 -	40.336	28.078	1:08.414	86.32	0.555	13:17:02.232
10 -	40.196	27.921	1:08.117	86.69	0.258	13:18:10.349
11 -	40.209	27.887	1:08.096	86.72	0.237	13:19:18.445
12 -	41.371	28.185	1:09.556	84.90	1.697	13:20:28.001
13 -	40.713	27.895	1:08.608	86.07	0.749	13:21:36.609
14 -	41.051	27.819	1:08.870	85.75	1.011	13:22:45.479
15 -	40.657	IN PIT	1:13.361 P	80.50	5.502	13:23:58.840
16 -	OUTLAP	27.771	3:22.811	29.11	2:14.952	13:27:21.651
17 -	40.683	27.932	1:08.615	86.06	0.756	13:28:30.266
18 -	40.240	27.804	1:08.044	86.79	0.185	13:29:38.310
19 -	40.439	27.856	1:08.295	86.47	0.436	13:30:46.605
20 -	40.718	28.615	1:09.333	85.17	1.474	13:31:55.938
21 -	40.395	28.059	1:08.454	86.27	0.595	13:33:04.392
22 -	40.458	27.949	1:08.407	86.33	0.548	13:34:12.799
23 -	40.595	28.094	1:08.689	85.97	0.830	13:35:21.488
24 -	40.870	28.318	1:09.188	85.35	1.329	13:36:30.676
25 -	40.646	29.637	1:10.283	84.02	2.424	13:37:40.959
26 -	41.144	30.495	1:11.639	82.43	3.780	13:38:52.598
27 -	46.128	28.490	1:14.618	79.14	6.759	13:40:07.216
28 -	41.207	IN PIT	1:16.519 P	77.17	8.660	13:41:23.735

P31 14 B WATLING / WHEELER			Ford Fiesta ST 150			
IDEAL LAP TIME : 1:07.366		BEST LAP TIME : 1:07.412		DIFFERENCE : 0.046		
LAP	SECTOR 1	SECTOR 2	LAP TIME	MPH	DIFF	TIME OF DAY
1 -		27.551	1:09.222	85.31	1.810	13:07:55.930
2 -	39.815	27.597	1:07.412 (1)	87.60		13:09:03.342
3 -	40.042	27.652	1:07.694	87.24	0.282	13:10:11.036
4 -	40.076	27.745	1:07.821	87.07	0.409	13:11:18.857
5 -	39.954	27.750	1:07.704	87.22	0.292	13:12:26.561
6 -	39.934	27.578	1:07.512 (2)	87.47	0.100	13:13:34.073
7 -	40.351	27.677	1:08.028	86.81	0.616	13:14:42.101
8 -	40.826	27.807	1:08.633	86.04	1.221	13:15:50.734
9 -	40.290	27.790	1:08.080	86.74	0.668	13:16:58.814
10 -	40.326	27.707	1:08.033	86.80	0.621	13:18:06.847
11 -	40.054	27.723	1:07.777	87.13	0.365	13:19:14.624
12 -	40.393	28.258	1:08.651	86.02	1.239	13:20:23.275
13 -	40.977	27.787	1:08.764	85.88	1.352	13:21:32.039
14 -	40.171	27.696	1:07.867	87.01	0.455	13:22:39.906
15 -	39.822	27.912	1:07.734	87.18	0.322	13:23:47.640
16 -	40.223	27.932	1:08.155	86.65	0.743	13:24:55.795
17 -	40.244	27.774	1:08.018	86.82	0.606	13:26:03.813
18 -	39.859	27.661	1:07.520 (3)	87.46	0.108	13:27:11.333
19 -	40.018	27.599	1:07.617	87.33	0.205	13:28:18.950
20 -	40.444	27.674	1:08.118	86.69	0.706	13:29:27.068
21 -	40.546	IN PIT	1:10.731 P	83.49	3.319	13:30:37.799

SW Motorsports ClubSport Trophy

RACE 2 - SECTOR ANALYSIS



SECTOR 1 = FL to I1, SECTOR 2 = I1 to FL, DIFF = Difference To Personal Best Lap, P = Crossed Finish Line in Pit Lane, D = Time Disallowed

P32 153 B Kevin STIRLING		Renault Clio RS				
IDEAL LAP TIME : 1:06.963		BEST LAP TIME : 1:06.986				
		DIFFERENCE : 0.023				
LAP	SECTOR 1	SECTOR 2	LAP TIME	MPH	DIFF	TIME OF DAY
1 -		27.666	1:08.527	86.17	1.541	13:07:55.235
2 -	39.662	27.324	1:06.986 (1)	88.16		13:09:02.221
3 -	39.842	27.301	1:07.143 (2)	87.95	0.157	13:10:09.364
4 -	39.873	27.754	1:07.627	87.32	0.641	13:11:16.991
5 -	39.772	28.005	1:07.777	87.13	0.791	13:12:24.768
6 -	39.979	27.731	1:07.710	87.22	0.724	13:13:32.478
7 -	40.557	27.522	1:08.079	86.74	1.093	13:14:40.557
8 -	39.954	27.719	1:07.673	87.26	0.687	13:15:48.230
9 -	39.765	27.713	1:07.478	87.51	0.492	13:16:55.708
10 -	39.876	27.583	1:07.459 (3)	87.54	0.473	13:18:03.167
11 -	39.769	28.486	1:08.255	86.52	1.269	13:19:11.422
12 -	40.873	28.016	1:08.889	85.72	1.903	13:20:20.311
13 -	39.852	27.652	1:07.504	87.48	0.518	13:21:27.815
14 -	39.768	27.966	1:07.734	87.18	0.748	13:22:35.549
15 -	40.739	IN PIT	1:11.658 P	82.41	4.672	13:23:47.207

P33 45 C Brendan MURPHY		BMW Compact				
IDEAL LAP TIME : 1:10.786		BEST LAP TIME : 1:11.091				
		DIFFERENCE : 0.305				
LAP	SECTOR 1	SECTOR 2	LAP TIME	MPH	DIFF	TIME OF DAY
1 -		29.426	1:17.997	75.71	6.906	13:08:04.705
2 -	42.957	29.572	1:12.529 (3)	81.42	1.438	13:09:17.234
3 -	43.326	29.270	1:12.596	81.34	1.505	13:10:29.830
4 -	41.868	29.223	1:11.091 (1)	83.07		13:11:40.921
5 -	42.216	28.918	1:11.134 (2)	83.02	0.043	13:12:52.055
6 -	44.893	IN PIT	1:28.088 P	67.04	16.997	13:14:20.143

P34 54 B Stephen HARRISON		Honda S2000				
IDEAL LAP TIME : 1:12.468		BEST LAP TIME : 1:12.862				
		DIFFERENCE : 0.394				
LAP	SECTOR 1	SECTOR 2	LAP TIME	MPH	DIFF	TIME OF DAY
1 -		29.859	1:17.067	76.62	4.205	13:08:03.775
2 -	42.664	30.198	1:12.862 (1)	81.05		13:09:16.637
3 -	45.201	29.804	1:15.005 (2)	78.73	2.143	13:10:31.642
4 -	44.116	32.483	1:16.599 (3)	77.09	3.737	13:11:48.241

SW Motorsports ClubSport Trophy

RACE 2 - BEST SECTORS

SECTOR 1			SECTOR 2			IDEAL / BEST COMPARISON						
POS	NO	NAME	TIME	NO	NAME	TIME	POS	NO	NAME	IDEAL	BEST	DIFF
									PERFECT LAP	1:04.531		
1	27	BILIMORIA	38.145	77	BOSTON / REUTER	26.386	1	27	BILIMORIA	1:04.850	1:05.013	0.163
2	77	BOSTON / REUTER	38.604	27	BILIMORIA	26.705	2	77	BOSTON / REUTER	1:04.990	1:05.233	0.243
3	73	PARSONS	38.689	73	PARSONS	27.049	3	73	PARSONS	1:05.738	1:06.021	0.283
4	15	DYER	39.020	15	DYER	27.095	4	15	DYER	1:06.115	1:06.584	0.469
5	151	COX	39.565	153	STIRLING	27.301	5	153	STIRLING	1:06.963	1:06.986	0.023
6	153	STIRLING	39.662	24	POWER	27.425	6	151	COX	1:07.049	1:07.637	0.588
7	14	WATLING / WHEELER	39.815	721	MURPHY	27.477	7	24	POWER	1:07.296	1:07.334	0.038
8	721	MURPHY	39.869	151	COX	27.484	8	721	MURPHY	1:07.346	1:07.417	0.071
9	24	POWER	39.871	14	WATLING / WHEELER	27.551	9	14	WATLING / WHEELER	1:07.366	1:07.412	0.046
10	888	PRICE	39.876	49	BYRNE / FIRTH	27.607	10	888	PRICE	1:07.695	1:07.773	0.078
11	63	WOOD	39.986	110	CULLEY	27.676	11	63	WOOD	1:07.723	1:07.953	0.230
12	110	CULLEY	40.138	60	REYNOLDS	27.680	12	110	CULLEY	1:07.814	1:07.859	0.045
13	60	REYNOLDS	40.309	63	WOOD	27.737	13	60	REYNOLDS	1:07.989	1:08.267	0.278
14	40	RADFORD	40.425	96	GOODALL	27.776	14	49	BYRNE / FIRTH	1:08.274	1:08.391	0.117
15	177	JUKES / JUKES	40.522	888	PRICE	27.819	15	96	GOODALL	1:08.378	1:08.479	0.101
16	96	GOODALL	40.602	279	FENNING	27.863	16	40	RADFORD	1:08.460	1:08.636	0.176
17	32	JONES	40.665	32	JONES	28.019	17	279	FENNING	1:08.648	1:08.733	0.085
18	49	BYRNE / FIRTH	40.667	79	MINEEV	28.033	18	177	JUKES / JUKES	1:08.670	1:08.999	0.329
19	93	HAYES / BRUCE	40.777	40	RADFORD	28.035	19	32	JONES	1:08.684	1:08.843	0.159
20	279	FENNING	40.785	150	STEPHENS	28.055	20	79	MINEEV	1:08.834	1:09.203	0.369
21	79	MINEEV	40.801	177	JUKES / JUKES	28.148	21	93	HAYES / BRUCE	1:08.965	1:09.085	0.120
22	283	STONE	40.900	93	HAYES / BRUCE	28.188	22	283	STONE	1:09.292	1:09.521	0.229
23	4	HARRISON / HAWKES-REED	41.248	4	HARRISON / HAWKES-REED	28.307	23	150	STEPHENS	1:09.397	1:09.460	0.063
24	75	EMMERSON	41.253	283	STONE	28.392	24	4	HARRISON / HAWKES-REED	1:09.555	1:09.555	0.000
25	150	STEPHENS	41.342	241	MASSEY	28.477	25	75	EMMERSON	1:10.023	1:10.023	0.000
26	45	MURPHY	41.868	22	FANTANA / RAMSDEN	28.751	26	22	FANTANA / RAMSDEI	1:10.705	1:10.957	0.252
27	22	FANTANA / RAMSDEN	41.954	75	EMMERSON	28.770	27	45	MURPHY	1:10.786	1:11.091	0.305
28	11	CULLEY	42.200	45	MURPHY	28.918	28	241	MASSEY	1:10.916	1:11.303	0.387
29	241	MASSEY	42.439	11	CULLEY	29.048	29	11	CULLEY	1:11.248	1:11.579	0.331
30	53	WESTON	42.439	107	WATSON	29.188	30	107	WATSON	1:11.678	1:11.845	0.167
31	107	WATSON	42.490	81	GALLACHER	29.608	31	53	WESTON	1:12.261	1:12.537	0.276
32	54	HARRISON	42.664	94	COCHRANE	29.727	32	81	GALLACHER	1:12.427	1:12.551	0.124
33	81	GALLACHER	42.819	54	HARRISON	29.804	33	54	HARRISON	1:12.468	1:12.862	0.394
34	94	COCHRANE	43.436	53	WESTON	29.822	34	94	COCHRANE	1:13.163	1:13.276	0.113
35												

SW Motorsports ClubSport Trophy

RACE 2 - PIT STOP ANALYSIS

P1 73 Mike PARSONS				
STOP	IN TIME	STOP TIME	TOTAL TIME	OUT TIME
1 -	13:29:12.329	1:52.056	1:52.056	13:31:04.385

P2 15 Andrew DYER				
STOP	IN TIME	STOP TIME	TOTAL TIME	OUT TIME
1 -	13:32:33.938	2:08.551	2:08.551	13:34:42.489

P3 77 BOSTON / REUTER				
STOP	IN TIME	STOP TIME	TOTAL TIME	OUT TIME
1 -	13:32:17.341	2:02.609	2:02.609	13:34:19.950

P4 721 Chris MURPHY				
STOP	IN TIME	STOP TIME	TOTAL TIME	OUT TIME
1 -	13:33:08.080	2:05.749	2:05.749	13:35:13.829

P5 24 Kieran POWER				
STOP	IN TIME	STOP TIME	TOTAL TIME	OUT TIME
1 -	13:28:34.960	2:08.803	2:08.803	13:30:43.763

P6 63 Steve WOOD				
STOP	IN TIME	STOP TIME	TOTAL TIME	OUT TIME
1 -	13:25:16.916	2:09.740	2:09.740	13:27:26.656

P7 888 Graham PRICE				
STOP	IN TIME	STOP TIME	TOTAL TIME	OUT TIME
1 -	13:32:16.102	2:13.068	2:13.068	13:34:29.170

P8 27 Phiroze BILIMORIA				
STOP	IN TIME	STOP TIME	TOTAL TIME	OUT TIME
1 -	13:17:55.690	2:14.890	2:14.890	13:20:10.580
2 -	13:31:10.000	2:03.561	4:18.451	13:33:13.561

P9 60 Lee REYNOLDS				
STOP	IN TIME	STOP TIME	TOTAL TIME	OUT TIME
1 -	13:23:14.544	2:04.327	2:04.327	13:25:18.871

P10 49 BYRNE / FIRTH				
STOP	IN TIME	STOP TIME	TOTAL TIME	OUT TIME
1 -	13:33:19.598	2:03.618	2:03.618	13:35:23.216

P11 40 Adam RADFORD				
STOP	IN TIME	STOP TIME	TOTAL TIME	OUT TIME
1 -	13:22:02.358	2:13.470	2:13.470	13:24:15.828

P12 279 Paul FENNING				
STOP	IN TIME	STOP TIME	TOTAL TIME	OUT TIME
1 -	13:31:22.252	2:10.438	2:10.438	13:33:32.690

P13 96 Kristian GOODALL				
STOP	IN TIME	STOP TIME	TOTAL TIME	OUT TIME
1 -	13:32:39.050	2:03.918	2:03.918	13:34:42.968

P14 32 Mark JONES				
STOP	IN TIME	STOP TIME	TOTAL TIME	OUT TIME
1 -	13:25:34.320	2:23.251	2:23.251	13:27:57.571

P15 79 Sergei MINEEV				
STOP	IN TIME	STOP TIME	TOTAL TIME	OUT TIME
1 -	13:31:39.999	2:07.209	2:07.209	13:33:47.208

P16 283 Chris STONE				
STOP	IN TIME	STOP TIME	TOTAL TIME	OUT TIME
1 -	13:32:51.990	2:01.886	2:01.886	13:34:53.876

P17 93 HAYES / BRUCE				
STOP	IN TIME	STOP TIME	TOTAL TIME	OUT TIME
1 -	13:29:06.816	2:04.372	2:04.372	13:31:11.188

P18 150 Andrew STEPHENS				
STOP	IN TIME	STOP TIME	TOTAL TIME	OUT TIME
1 -	13:31:25.491	2:10.804	2:10.804	13:33:36.295

P19 75 Craig EMMERSON				
STOP	IN TIME	STOP TIME	TOTAL TIME	OUT TIME
1 -	13:31:53.875	2:00.661	2:00.661	13:33:54.536

P20 177 JUKES / JUKES				
STOP	IN TIME	STOP TIME	TOTAL TIME	OUT TIME
1 -	13:27:56.610	2:20.371	2:20.371	13:30:16.981

P21 241 Matt MASSEY				
STOP	IN TIME	STOP TIME	TOTAL TIME	OUT TIME
1 -	13:33:30.152	1:59.867	1:59.867	13:35:30.019

P22 4 HARRISON / HAWKES-REED				
STOP	IN TIME	STOP TIME	TOTAL TIME	OUT TIME
1 -	13:28:03.966	2:11.684	2:11.684	13:30:15.650

P23 81 William GALLACHER				
STOP	IN TIME	STOP TIME	TOTAL TIME	OUT TIME
1 -	13:33:54.560	2:03.759	2:03.759	13:35:58.319

P24 107 Steven WATSON				
STOP	IN TIME	STOP TIME	TOTAL TIME	OUT TIME
1 -	13:33:06.899	1:57.949	1:57.949	13:35:04.848

P25 94 Liam COCHRANE				
STOP	IN TIME	STOP TIME	TOTAL TIME	OUT TIME
1 -	13:24:09.834	2:04.015	2:04.015	13:26:13.849

P26 11 Barrie CULLEY				
STOP	IN TIME	STOP TIME	TOTAL TIME	OUT TIME
1 -	13:30:46.111	2:07.534	2:07.534	13:32:53.645
2 -	13:54:00.694			

SW Motorsports ClubSport Trophy

RACE 2 - PIT STOP ANALYSIS

P27 53 Andrew WESTON				
STOP	IN TIME	STOP TIME	TOTAL TIME	OUT TIME
1 -	13:27:14.586	1:58.279	1:58.279	13:29:12.865

P28 22 FANTANA / RAMSDEN				
STOP	IN TIME	STOP TIME	TOTAL TIME	OUT TIME
1 -	13:35:03.196	2:10.101	2:10.101	13:37:13.297

P29 151 David COX				
STOP	IN TIME	STOP TIME	TOTAL TIME	OUT TIME
1 -	13:25:14.957	2:01.546	2:01.546	13:27:16.503
2 -	13:43:36.649			

P30 110 Martyn CULLEY				
STOP	IN TIME	STOP TIME	TOTAL TIME	OUT TIME
1 -	13:23:58.840	2:17.581	2:17.581	13:26:16.421
2 -	13:41:23.735			

P31 14 WATLING / WHEELER				
STOP	IN TIME	STOP TIME	TOTAL TIME	OUT TIME
1 -	13:30:37.799			

P32 153 Kevin STIRLING				
STOP	IN TIME	STOP TIME	TOTAL TIME	OUT TIME
1 -	13:23:47.207			

P33 45 Brendan MURPHY				
STOP	IN TIME	STOP TIME	TOTAL TIME	OUT TIME
1 -	13:14:20.143			

SW Motorsports ClubSport Trophy

RACE 2 - STATISTICS

Competitors Started 34
Planned Start 2024-08-17 @ 13:30:00.000
Actual Start 2024-08-17 @ 13:06:46.707
Finish Time 2024-08-17 @ 13:52:15.522
Track Length 1.6404mi.
Total Laps 1147
Total Distance Covered 1881.6115mi.

Session Fastest Lap History

NO	CL	NAME	LAP TIME	TIME OF DAY	LAP	VEHICLE
27	A	Phiroze BILIMORIA	1:05.610	13:07:52.314	1	VW Scirocco
27	A	Phiroze BILIMORIA	1:05.167	13:08:57.481	2	VW Scirocco
27	A	Phiroze BILIMORIA	1:05.013	13:40:51.919	27	VW Scirocco

Session Leader History

NO	CL	NAME	FROM LAP	LAPS LED	DISTANCE	VEHICLE
27	A	Phiroze BILIMORIA	1	9	14.76 miles	VW Scirocco
77	B	BOSTON / REUTER	10	21	34.44 miles	Mazda MX5
73	B	Mike PARSONS	31	9	14.76 miles	VW Golf

Flag History

TYPE	TIME OF DAY
GREEN	13:06:46.707
FINISH	13:52:15.522

Flag Statistics

TYPE	COUNT	TOTAL LAPS	TOTAL TIME
Green	1	39	48:21.489
Red	0	0	0.000
Safety Car	0	0	0.000
FCY	0	0	0.000

SW Motorsports ClubSport Trophy

RACE 2 - STATISTICS

CLASS : A

4 Starters

Fastest Lap History

NO	NAME	LAP TIME	TIME OF DAY	LAP	VEHICLE
27	Phiroze BILIMORIA	1:05.610	13:07:52.314	1	VW Scirocco
27	Phiroze BILIMORIA	1:05.167	13:08:57.481	2	VW Scirocco
27	Phiroze BILIMORIA	1:05.013	13:40:51.919	27	VW Scirocco

Leader History

NO	NAME	FROM LAP	LAPS LED	DISTANCE	VEHICLE
27	Phiroze BILIMORIA	1	10	16.40 miles	VW Scirocco
151	David COX	11	6	9.84 miles	VW Golf Gtl
888	Graham PRICE	17	6	9.84 miles	Megane Cup
151	David COX	23	8	13.12 miles	VW Golf Gtl
888	Graham PRICE	31	8	13.12 miles	Megane Cup

SW Motorsports ClubSport Trophy

RACE 2 - STATISTICS

CLASS : B

15 Starters

Fastest Lap History

NO	NAME	LAP TIME	TIME OF DAY	LAP	VEHICLE
77	BOSTON / REUTER	1:06.530	13:07:53.237	1	Mazda MX5
77	BOSTON / REUTER	1:06.023	13:08:59.262	2	Mazda MX5
77	BOSTON / REUTER	1:05.252	13:10:04.513	3	Mazda MX5
77	BOSTON / REUTER	1:05.233	13:13:29.736	6	Mazda MX5

Leader History

NO	NAME	FROM LAP	LAPS LED	DISTANCE	VEHICLE
77	BOSTON / REUTER	1	3	4.92 miles	Mazda MX5
73	Mike PARSONS	4	6	9.84 miles	VW Golf
77	BOSTON / REUTER	10	21	34.44 miles	Mazda MX5
73	Mike PARSONS	31	9	14.76 miles	VW Golf

SW Motorsports ClubSport Trophy

RACE 2 - STATISTICS

CLASS : C

9 Starters

Fastest Lap History

NO	NAME	LAP TIME	TIME OF DAY	LAP	VEHICLE
49	BYRNE / FIRTH	1:12.583	13:07:59.283	1	MG ZS
49	BYRNE / FIRTH	1:09.261	13:09:08.544	2	MG ZS
49	BYRNE / FIRTH	1:08.762	13:11:26.618	4	MG ZS
49	BYRNE / FIRTH	1:08.391	13:12:35.009	5	MG ZS

Leader History

NO	NAME	FROM LAP	LAPS LED	DISTANCE	VEHICLE
49	BYRNE / FIRTH	1	38	62.33 miles	MG ZS

SW Motorsports ClubSport Trophy

RACE 2 - STATISTICS

CLASS : D

3 Starters

Fastest Lap History

NO	NAME	LAP TIME	TIME OF DAY	LAP	VEHICLE
150	Andrew STEPHENS	1:13.071	13:07:59.775	1	Mini Cooper
150	Andrew STEPHENS	1:11.064	13:09:10.835	2	Mini Cooper
4	HARRISON / HAWKES-REED	1:10.270	13:09:12.591	2	Renault Clio
150	Andrew STEPHENS	1:09.461	13:11:31.111	4	Mini Cooper
150	Andrew STEPHENS	1:09.460	13:15:00.121	7	Mini Cooper

Leader History

NO	NAME	FROM LAP	LAPS LED	DISTANCE	VEHICLE
150	Andrew STEPHENS	1	37	60.69 miles	Mini Cooper

SW Motorsports ClubSport Trophy

RACE 2 - STATISTICS

CLASS : E

3 Starters

Fastest Lap History

NO	NAME	LAP TIME	TIME OF DAY	LAP	VEHICLE
22	FANTANA / RAMSDEN	1:20.885	13:08:07.584	1	Mazda MX5 MK1
81	William GALLACHER	1:13.812	13:09:22.087	2	MK3 Toyota MR2
22	FANTANA / RAMSDEN	1:13.729	13:10:42.413	3	Mazda MX5 MK1
94	Liam COCHRANE	1:13.703	13:11:50.037	4	Mazda MX5
22	FANTANA / RAMSDEN	1:12.894	13:11:55.307	4	Mazda MX5 MK1
22	FANTANA / RAMSDEN	1:12.371	13:14:20.980	6	Mazda MX5 MK1
22	FANTANA / RAMSDEN	1:11.889	13:15:32.870	7	Mazda MX5 MK1
22	FANTANA / RAMSDEN	1:11.717	13:16:44.585	8	Mazda MX5 MK1
22	FANTANA / RAMSDEN	1:10.957	13:28:56.883	18	Mazda MX5 MK1

Leader History

NO	NAME	FROM LAP	LAPS LED	DISTANCE	VEHICLE
22	FANTANA / RAMSDEN	1	1	1.64 miles	Mazda MX5 MK1
81	William GALLACHER	2	17	27.88 miles	MK3 Toyota MR2
22	FANTANA / RAMSDEN	19	5	8.20 miles	Mazda MX5 MK1
81	William GALLACHER	24	4	6.56 miles	MK3 Toyota MR2
22	FANTANA / RAMSDEN	28	8	13.12 miles	Mazda MX5 MK1
81	William GALLACHER	36	1	1.64 miles	MK3 Toyota MR2