

FIESTA JUNIOR
CHAMPIONSHIP

BRSCC FIESTA JUNIOR CHAMPIONSHIP

brsc
DRIVEN BY RACING

2024 TCR UK Race Weekend
Silverstone National
17th / 18th August 2024

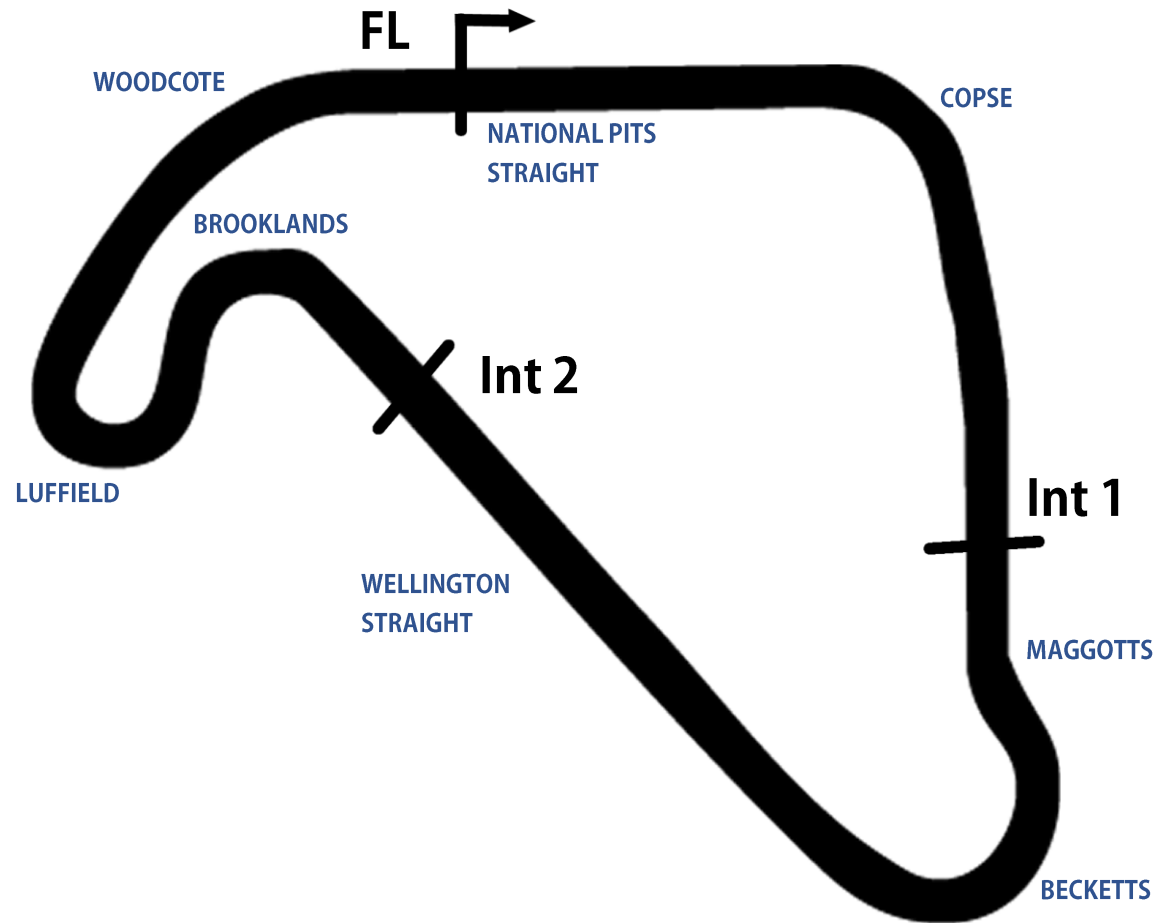


Timing & Results Provided by Timing Solutions Ltd

www.tsl-timing.com

Silverstone National Circuit

Silverstone, Towcester, Northamptonshire, UK



Length	1.6404 miles 2.640 km 2640.7 m		
FL		52.07872 N	1.01711 W
Int 1	800m	52.07528 N	1.01019 W
Int 2	1669m	52.07603 N	1.01669 W
Pit Entry	2610m	52.07859 N	1.01758 W
Pit Exit	305m after FL	52.07880 N	1.01268 W
Pit Entry - Pit Exit	336m, 24.2s @ 50kph, 20.1s @ 60kph		

BRSCC Fiesta Junior Championship
QUALIFYING - RACE 5 - CLASSIFICATION - AMENDED 3

POS	NO	CL	PIC	NAME	ENTRY	TIME	ON	LAPS	GAP	DIFF	MPH
1	26	MK7 (N)	1	Finn LESLIE	Fiesta Zetec S	1:11.088	8	12			83.07
2	94	MK7	1	Jacob HODGKISS	Fiesta Zetec S	1:11.125	7	13	0.037	0.037	83.03
3	272*	MK6 (N)	1	Jenson O'NEILL-GOING	Fiesta ST	1:11.566	7	9	0.478	0.441	82.52
4	88	MK7 (N)	2	Alfie GARFORD	Fiesta Zetec S	1:11.591	10	12	0.503	0.025	82.49
5	315	MK7	2	Billy BLOCKLEY	Fiesta Zetec S	1:11.688	7	12	0.600	0.097	82.38
6	87*	MK7 (N)	3	Archie DAVIES	Fiesta Zetec S	1:11.749	12	13	0.661	0.061	82.31
7	29	MK7 (N)	4	Joshua WATTS	Fiesta Zetec S	1:11.761	5	12	0.673	0.012	82.29
8	12	MK7 (N)	5	Thomas MERRITT	Fiesta Zetec S	1:11.825	7	12	0.737	0.064	82.22
9	138	MK7 (N)	6	Henry FOOTE	Fiesta Zetec S	1:11.936	6	11	0.848	0.111	82.09
10	43	MK7 (N)	7	Daniella SUTTON	Fiesta Zetec S	1:12.203	9	12	1.115	0.267	81.79
11	169*	MK6 (N)	2	Callie CLIFFORD	Fiesta ST	1:12.445	4	11	1.357	0.242	81.51
12	194	MK7 (N)	8	Jack BURGESS	Fiesta Zetec S	1:12.475	8	12	1.387	0.030	81.48
13	28	MK7	3	Benjamin DOUGHTY	Fiesta Zetec S	1:12.544	9	12	1.456	0.069	81.40
14	188	MK6 (N)	3	Maggie WEBSTER	Fiesta ST	1:12.850	3	10	1.762	0.306	81.06
15	16	MK7 (N)	9	Hayden GRAY	Fiesta Zetec S	1:12.874	10	11	1.786	0.024	81.03
16	86	MK7 (N)	10	Jack SANT	Fiesta Zetec S	1:12.972	12	12	1.884	0.098	80.93
17	14*	MK7 (N)	11	Atalanta Le BRETON	Fiesta Zetec S	1:13.521	7	12	2.433	0.549	80.32
18	33	MK7 (N)	12	Aaron BEATTIE	Fiesta Zetec S	1:13.760	7	12	2.672	0.239	80.06
19	144	MK6 (N)	4	George FOXLOW	Fiesta Zetec S	1:14.466	2	2	3.378	0.706	79.30
DQ	69 [†]	MK7 (N)		Harry LINDLEY	Fiesta Zetec S						
DQ	85	MK7		Jenson MASON	Fiesta Zetec S						

Comments: Car 26 - You must fit a working transponder
Car 85 - Loss of all practice times (G5.3) - Contravention of Motorsport UK Regulation(s) C1.1.6, Q12.24.3 (e/f), Q12.24.5
Car 69 - Loss of all practice times (G5.3, C3.3) - Contravention of Championship Regulation 5.14
No. 14, 169, 272 - 1 Lap time disallowed; exceeding track limits.
No. 87 - 2 Lap times disallowed; exceeding track limits.
Weather / Track : Bright / Dry
These results are provisional until the conclusion of any judicial and technical matters.

Date: 17/08/2024 Start: 10:15 Finish: 10:30

Silverstone National: 1.6404 miles

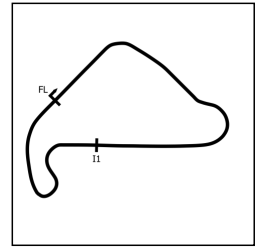
Clerk Of Course: Paul Levitt	Stewards:	Timekeeper: Sarah Evans	
------------------------------	-----------	-------------------------	---

 Results can be found at www.tsl-timing.com

Printed - 12:53 Saturday, 17 August 2024

BRSCC Fiesta Junior Championship

QUALIFYING - RACE 5 - SECTOR ANALYSIS



SECTOR 1 = FL to I1, SECTOR 2 = I1 to FL, DIFF = Difference To Personal Best Lap, P = Crossed Finish Line in Pit Lane, D = Time Disallowed

P1 26 MK7 (N) Finn LESLIE			Fiesta Zetec S			
IDEAL LAP TIME :		BEST LAP TIME : 1:11.088	DIFFERENCE :			
LAP	SECTOR 1	SECTOR 2	LAP TIME	MPH	DIFF	TIME OF DAY
1 -			1:21.187	72.74	10.099	10:17:12.303
2 -			1:11.439	82.66	0.351	10:18:23.742
3 -			1:11.203 (2)	82.94	0.115	10:19:34.945
4 -			1:14.226	79.56	3.138	10:20:49.171
5 -			1:18.487	75.24	7.399	10:22:07.658
6 -			1:13.223	80.65	2.135	10:23:20.881
7 -			1:11.665	82.40	0.577	10:24:32.546
8 -			1:11.088 (1)	83.07		10:25:43.634
9 -			1:12.318	81.66	1.230	10:26:55.952
10 -			1:12.431	81.53	1.343	10:28:08.383
11 -			1:11.688	82.38	0.600	10:29:20.071
12 -			1:11.410 (3)	82.70	0.322	10:30:31.481

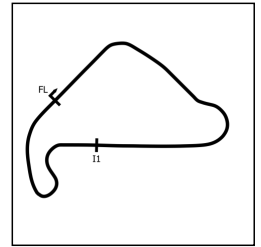
P2 94 MK7 Jacob HODGISS			Fiesta Zetec S			
IDEAL LAP TIME : 1:10.883		BEST LAP TIME : 1:11.125	DIFFERENCE : 0.242			
LAP	SECTOR 1	SECTOR 2	LAP TIME	MPH	DIFF	TIME OF DAY
1 -	43.582	30.406	1:13.988	79.81	2.863	10:16:53.590
2 -	42.774	29.030	1:11.804	82.24	0.679	10:18:05.394
3 -	42.758	28.777	1:11.535	82.55	0.410	10:19:16.929
4 -	47.466	30.115	1:17.581	76.12	6.456	10:20:34.510
5 -	42.719	28.778	1:11.497	82.60	0.372	10:21:46.007
6 -	44.488	29.588	1:14.076	79.72	2.951	10:23:00.083
7 -	42.200	28.925	1:11.125 (1)	83.03		10:24:11.208
8 -	42.867	28.715	1:11.582	82.50	0.457	10:25:22.790
9 -	42.490	28.941	1:11.431 (3)	82.67	0.306	10:26:34.221
10 -	43.457	29.164	1:12.621	81.32	1.496	10:27:46.842
11 -	42.611	28.683	1:11.294 (2)	82.83	0.169	10:28:58.136
12 -	42.765	28.897	1:11.662	82.41	0.537	10:30:09.798
13 -	44.761	IN PIT	1:18.663 P	75.07	7.538	10:31:28.461

P3 272 MK6 (N) Jenson O'NEILL-GOING			Fiesta ST			
IDEAL LAP TIME : 1:11.444		BEST LAP TIME : 1:11.566	DIFFERENCE : 0.122			
LAP	SECTOR 1	SECTOR 2	LAP TIME	MPH	DIFF	TIME OF DAY
1 -	42.944	29.121	1:12.065	81.94	0.499	10:16:53.270
2 -	44.508	29.824	1:14.332	79.44	2.766	10:18:07.602
3 -	42.864	28.990	1:11.854	82.18	0.288	10:19:19.456
4 -	48.827	IN PIT	1:24.894 P	69.56	13.328	10:20:44.350
5 -	OUTLAP	34.316	3:10.516	30.99	1:58.950	10:23:54.866
6 -	42.655	29.059	1:11.714 (3)	82.35	0.148	10:25:06.580
7 -	42.454	29.112	1:11.566 (1)	82.52		10:26:18.146
8 -	42.645	29.047	1:11.692 (2)	82.37	0.126	10:27:29.838
9 -	46.980	IN PIT	1:25.962 P	68.70	14.396	10:28:55.800

P4 88 MK7 (N) Alfie GARFORD			Fiesta Zetec S			
IDEAL LAP TIME : 1:11.469		BEST LAP TIME : 1:11.591	DIFFERENCE : 0.122			
LAP	SECTOR 1	SECTOR 2	LAP TIME	MPH	DIFF	TIME OF DAY
1 -	44.538	29.656	1:14.194	79.59	2.603	10:17:04.226
2 -	42.891	29.113	1:12.004	82.01	0.413	10:18:16.230
3 -	42.778	29.105	1:11.883	82.15	0.292	10:19:28.113
4 -	42.741	29.308	1:12.049	81.96	0.458	10:20:40.162
5 -	42.645	29.046	1:11.691	82.37	0.100	10:21:51.853
6 -	42.768	29.017	1:11.785	82.26	0.194	10:23:03.638
7 -	42.806	28.914	1:11.720	82.34	0.129	10:24:15.358
8 -	42.709	28.894	1:11.603 (3)	82.47	0.012	10:25:26.961
9 -	42.604	28.988	1:11.592 (2)	82.49	0.001	10:26:38.553
10 -	42.657	28.934	1:11.591 (1)	82.49		10:27:50.144
11 -	42.575	29.029	1:11.604	82.47	0.013	10:29:01.748
12 -	43.762	29.326	1:13.088	80.80	1.497	10:30:14.836

BRSCC Fiesta Junior Championship

QUALIFYING - RACE 5 - SECTOR ANALYSIS



SECTOR 1 = FL to I1, SECTOR 2 = I1 to FL, DIFF = Difference To Personal Best Lap, P = Crossed Finish Line in Pit Lane, D = Time Disallowed

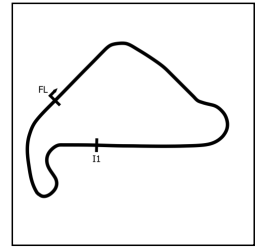
P5 315 MK7 Billy BLOCKLEY			Fiesta Zetec S			
IDEAL LAP TIME : 1:11.632		BEST LAP TIME : 1:11.688		DIFFERENCE : 0.056		
LAP	SECTOR 1	SECTOR 2	LAP TIME	MPH	DIFF	TIME OF DAY
1 -	50.719	29.783	1:20.502	73.36	8.814	10:17:10.955
2 -	42.901	29.102	1:12.003	82.01	0.315	10:18:22.958
3 -	43.168	29.437	1:12.605	81.33	0.917	10:19:35.563
4 -	42.844	29.057	1:11.901	82.13	0.213	10:20:47.464
5 -	50.362	29.002	1:19.364	74.41	7.676	10:22:06.828
6 -	44.203	29.109	1:13.312	80.55	1.624	10:23:20.140
7 -	42.804	28.884	1:11.688 (1)	82.38		10:24:31.828
8 -	44.347	29.301	1:13.648	80.18	1.960	10:25:45.476
9 -	42.831	29.109	1:11.940	82.09	0.252	10:26:57.416
10 -	42.811	29.133	1:11.944	82.08	0.256	10:28:09.360
11 -	42.748	28.964	1:11.712 (2)	82.35	0.024	10:29:21.072
12 -	42.926	28.920	1:11.846 (3)	82.19	0.158	10:30:32.918

P6 87 MK7 (N) Archie DAVIES			Fiesta Zetec S			
IDEAL LAP TIME : 1:11.642		BEST LAP TIME : 1:11.749		DIFFERENCE : 0.107		
LAP	SECTOR 1	SECTOR 2	LAP TIME	MPH	DIFF	TIME OF DAY
1 -	43.806	29.362	1:13.168	80.71	1.419	10:16:57.188
2 -	42.883	29.010	1:11.893 (3)	82.14	0.144	10:18:09.081
3 -	42.659	29.121	1:11.780 (2)	82.27	0.031	10:19:20.861
4 -	43.414	29.183	1:12.597	81.34	0.848	10:20:33.458
5 -	43.376	29.568	1:12.944	80.96	1.195	10:21:46.402
6 -	43.071	29.061	1:12.132	81.87	0.383	10:22:58.534
7 -	42.864	29.093	1:11.957	82.07	0.208	10:24:10.491
8 -	42.789	29.131	1:11.920	82.11	0.171	10:25:22.411
9 -	42.702	29.317	1:12.019	82.00	0.270	10:26:34.430
10 -	42.958	29.187	1:12.145	81.85	0.396	10:27:46.575
11 -	42.723	29.223	1:11.946	82.08	0.197	10:28:58.521
12 -	42.632	29.117	1:11.749 (1)	82.31		10:30:10.270
13 -	43.928	29.716	1:13.644	80.19	1.895	10:31:23.914

P7 29 MK7 (N) Joshua WATTS			Fiesta Zetec S			
IDEAL LAP TIME : 1:11.761		BEST LAP TIME : 1:11.761		DIFFERENCE : 0.000		
LAP	SECTOR 1	SECTOR 2	LAP TIME	MPH	DIFF	TIME OF DAY
1 -	44.501	29.623	1:14.124	79.67	2.363	10:16:58.800
2 -	43.094	29.419	1:12.513	81.44	0.752	10:18:11.313
3 -	43.049	29.243	1:12.292 (3)	81.69	0.531	10:19:23.605
4 -	42.921	29.076	1:11.997 (2)	82.02	0.236	10:20:35.602
5 -	42.710	29.051	1:11.761 (1)	82.29		10:21:47.363
6 -	43.171	29.287	1:12.458	81.50	0.697	10:22:59.821
7 -	50.178	36.139	1:26.317	68.41	14.556	10:24:26.138
8 -	49.475	30.075	1:19.550	74.23	7.789	10:25:45.688
9 -	42.827	30.876	1:13.703	80.12	1.942	10:26:59.391
10 -	43.335	29.918	1:13.253	80.62	1.492	10:28:12.644
11 -	43.923	29.886	1:13.809	80.01	2.048	10:29:26.453
12 -	43.885	29.162	1:13.047	80.84	1.286	10:30:39.500

BRSCC Fiesta Junior Championship

QUALIFYING - RACE 5 - SECTOR ANALYSIS



SECTOR 1 = FL to I1, SECTOR 2 = I1 to FL, DIFF = Difference To Personal Best Lap, P = Crossed Finish Line in Pit Lane, D = Time Disallowed

P8 12 MK7 (N) Thomas MERRITT			Fiesta Zetec S			
IDEAL LAP TIME : 1:11.789		BEST LAP TIME : 1:11.825		DIFFERENCE : 0.036		
LAP	SECTOR 1	SECTOR 2	LAP TIME	MPH	DIFF	TIME OF DAY
1 -	44.589	30.258	1:14.847	78.90	3.022	10:16:57.831
2 -	42.796	29.101	1:11.897 (2)	82.14	0.072	10:18:09.728
3 -	42.872	29.054	1:11.926	82.10	0.101	10:19:21.654
4 -	43.468	29.737	1:13.205	80.67	1.380	10:20:34.859
5 -	42.836	29.156	1:11.992	82.03	0.167	10:21:46.851
6 -	43.141	29.169	1:12.310	81.67	0.485	10:22:59.161
7 -	42.832	28.993	1:11.825 (1)	82.22		10:24:10.986
8 -	43.287	29.317	1:12.604	81.34	0.779	10:25:23.590
9 -	42.886	29.104	1:11.990	82.03	0.165	10:26:35.580
10 -	43.010	29.183	1:12.193	81.80	0.368	10:27:47.773
11 -	43.078	31.485	1:14.563	79.20	2.738	10:29:02.336
12 -	42.819	29.098	1:11.917 (3)	82.11	0.092	10:30:14.253

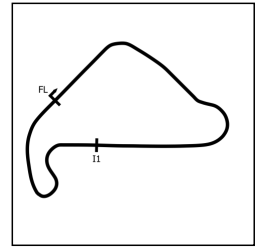
P9 85 MK7 Jenson MASON			Fiesta Zetec S			
IDEAL LAP TIME : 1:11.860		BEST LAP TIME : 1:11.860		DIFFERENCE : 0.000		
LAP	SECTOR 1	SECTOR 2	LAP TIME	MPH	DIFF	TIME OF DAY
1 -	43.842	29.596	1:13.438	80.41	1.578	10:17:33.636
2 -	42.894	29.446	1:12.340	81.63	0.480	10:18:45.976
3 -	43.056	30.093	1:13.149	80.73	1.289	10:19:59.125
4 -	42.733	29.127	1:11.860 (1)	82.18		10:21:10.985
5 -	43.803	IN PIT	1:17.019 P	76.67	5.159	10:22:28.004
6 -	OUTLAP	29.330	3:43.621	26.40	2:31.761	10:26:11.625
7 -	42.819	29.166	1:11.985 (3)	82.04	0.125	10:27:23.610
8 -	42.780	29.172	1:11.952 (2)	82.07	0.092	10:28:35.562
9 -	42.875	29.188	1:12.063	81.95	0.203	10:29:47.625
10 -	49.473	30.274	1:19.747	74.05	7.887	10:31:07.372

P10 138 MK7 (N) Henry FOOTE			Fiesta Zetec S			
IDEAL LAP TIME : 1:11.738		BEST LAP TIME : 1:11.936		DIFFERENCE : 0.198		
LAP	SECTOR 1	SECTOR 2	LAP TIME	MPH	DIFF	TIME OF DAY
1 -	46.363	30.175	1:16.538	77.15	4.602	10:17:01.923
2 -	43.362	29.148	1:12.510	81.44	0.574	10:18:14.433
3 -	43.191	29.134	1:12.325	81.65	0.389	10:19:26.758
4 -	44.948	29.274	1:14.222	79.56	2.286	10:20:40.980
5 -	42.934	29.052	1:11.986 (3)	82.03	0.050	10:21:52.966
6 -	43.012	28.924	1:11.936 (1)	82.09		10:23:04.902
7 -	42.814	29.152	1:11.966 (2)	82.06	0.030	10:24:16.868
8 -	42.990	29.016	1:12.006	82.01	0.070	10:25:28.874
9 -	43.209	IN PIT	1:14.568 P	79.19	2.632	10:26:43.442
10 -	OUTLAP	29.152	2:11.951	44.75	1:00.015	10:28:55.393
11 -	45.241	30.716	1:15.957	77.75	4.021	10:30:11.350

P11 43 MK7 (N) Daniella SUTTON			Fiesta Zetec S			
IDEAL LAP TIME : 1:11.779		BEST LAP TIME : 1:12.203		DIFFERENCE : 0.424		
LAP	SECTOR 1	SECTOR 2	LAP TIME	MPH	DIFF	TIME OF DAY
1 -	49.656	29.850	1:19.506	74.27	7.303	10:17:12.676
2 -	42.645	30.040	1:12.685	81.25	0.482	10:18:25.361
3 -	42.988	29.254	1:12.242 (2)	81.74	0.039	10:19:37.603
4 -	44.131	29.134	1:13.265	80.60	1.062	10:20:50.868
5 -	48.301	29.288	1:17.589	76.11	5.386	10:22:08.457
6 -	44.405	29.195	1:13.600	80.24	1.397	10:23:22.057
7 -	42.997	29.405	1:12.402	81.56	0.199	10:24:34.459
8 -	42.957	29.371	1:12.328 (3)	81.65	0.125	10:25:46.787
9 -	42.831	29.372	1:12.203 (1)	81.79		10:26:58.990
10 -	43.158	29.307	1:12.465	81.49	0.262	10:28:11.455
11 -	43.333	29.397	1:12.730	81.19	0.527	10:29:24.185
12 -	43.263	29.399	1:12.662	81.27	0.459	10:30:36.847

BRSCC Fiesta Junior Championship

QUALIFYING - RACE 5 - SECTOR ANALYSIS



SECTOR 1 = FL to I1, SECTOR 2 = I1 to FL, DIFF = Difference To Personal Best Lap, P = Crossed Finish Line in Pit Lane, D = Time Disallowed

P12 169 MK6 (N) Callie CLIFFORD			Fiesta ST			
IDEAL LAP TIME : 1:12.363		BEST LAP TIME : 1:12.445		DIFFERENCE : 0.082		
LAP	SECTOR 1	SECTOR 2	LAP TIME	MPH	DIFF	TIME OF DAY
1 -	44.886	29.962	1:14.848	78.90	2.403	10:17:13.308
2 -	43.715	29.220	1:12.935	80.97	0.490	10:18:26.243
3 -	43.766	29.109	1:12.875	81.03	0.430	10:19:39.118
4 -	43.396	29.049	1:12.445 (1)	81.51		10:20:51.563
5 -	44.957	29.321	1:14.278	79.50	1.833	10:22:05.841
6 -	46.392	29.395	1:15.787	77.92	3.342	10:23:21.628
7 -	43.736	IN PIT	1:20.162	P 73.67	7.717	10:24:41.790
8 -	OUTLAP	29.674	2:43.152	36.19	1:30.707	10:27:24.942
9 -	43.427	29.203	1:12.630	(3) 81.31	0.185	10:28:37.572
10 -	43.314	29.199	1:12.513	(2) 81.44	0.068	10:29:50.085
11 -	43.900	29.320	1:13.220	80.65	0.775	10:31:03.305

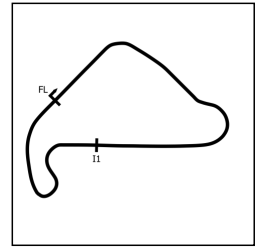
P13 194 MK7 (N) Jack BURGESS			Fiesta Zetec S			
IDEAL LAP TIME : 1:12.387		BEST LAP TIME : 1:12.475		DIFFERENCE : 0.088		
LAP	SECTOR 1	SECTOR 2	LAP TIME	MPH	DIFF	TIME OF DAY
1 -	45.682	29.744	1:15.426	78.29	2.951	10:17:06.283
2 -	43.958	29.514	1:13.472	80.37	0.997	10:18:19.755
3 -	43.297	29.253	1:12.550	81.40	0.075	10:19:32.305
4 -	45.989	30.214	1:16.203	77.49	3.728	10:20:48.508
5 -	44.187	29.221	1:13.408	80.44	0.933	10:22:01.916
6 -	43.848	29.247	1:13.095	80.79	0.620	10:23:15.011
7 -	43.340	29.162	1:12.502	(3) 81.45	0.027	10:24:27.513
8 -	43.238	29.237	1:12.475 (1)	81.48		10:25:39.988
9 -	43.249	29.495	1:12.744	81.18	0.269	10:26:52.732
10 -	43.655	29.305	1:12.960	80.94	0.485	10:28:05.692
11 -	43.637	29.265	1:12.902	81.00	0.427	10:29:18.594
12 -	43.225	29.265	1:12.490	(2) 81.46	0.015	10:30:31.084

P14 28 MK7 Benjamin DOUGHTY			Fiesta Zetec S			
IDEAL LAP TIME : 1:12.544		BEST LAP TIME : 1:12.544		DIFFERENCE : 0.000		
LAP	SECTOR 1	SECTOR 2	LAP TIME	MPH	DIFF	TIME OF DAY
1 -	47.007	29.713	1:16.720	76.97	4.176	10:17:05.671
2 -	43.548	29.515	1:13.063	80.82	0.519	10:18:18.734
3 -	43.517	29.542	1:13.059	80.83	0.515	10:19:31.793
4 -	45.418	30.977	1:16.395	77.30	3.851	10:20:48.188
5 -	45.856	29.401	1:15.257	78.47	2.713	10:22:03.445
6 -	43.572	29.394	1:12.966	80.93	0.422	10:23:16.411
7 -	43.292	29.424	1:12.716	(3) 81.21	0.172	10:24:29.127
8 -	44.888	32.092	1:16.980	76.71	4.436	10:25:46.107
9 -	43.215	29.329	1:12.544 (1)	81.40		10:26:58.651
10 -	43.942	30.589	1:14.531	79.23	1.987	10:28:13.182
11 -	43.218	29.495	1:12.713	(2) 81.21	0.169	10:29:25.895
12 -	44.893	29.588	1:14.481	79.29	1.937	10:30:40.376

P15 188 MK6 (N) Maggie WEBSTER			Fiesta ST			
IDEAL LAP TIME : 1:12.850		BEST LAP TIME : 1:12.850		DIFFERENCE : 0.000		
LAP	SECTOR 1	SECTOR 2	LAP TIME	MPH	DIFF	TIME OF DAY
1 -	52.975	31.682	1:24.657	69.75	11.807	10:17:34.067
2 -	44.167	29.689	1:13.856	79.96	1.006	10:18:47.923
3 -	43.542	29.308	1:12.850 (1)	81.06		10:20:00.773
4 -	46.520	31.375	1:17.895	75.81	5.045	10:21:18.668
5 -	43.926	29.364	1:13.290	(3) 80.57	0.440	10:22:31.958
6 -	45.981	IN PIT	1:22.481	P 71.60	9.631	10:23:54.439
7 -	OUTLAP	33.506	2:48.637	35.02	1:35.787	10:26:43.076
8 -	43.658	29.782	1:13.440	80.41	0.590	10:27:56.516
9 -	43.792	29.390	1:13.182	(2) 80.69	0.332	10:29:09.698
10 -	44.035	29.347	1:13.382	80.47	0.532	10:30:23.080

BRSCC Fiesta Junior Championship

QUALIFYING - RACE 5 - SECTOR ANALYSIS



SECTOR 1 = FL to I1, SECTOR 2 = I1 to FL, DIFF = Difference To Personal Best Lap, P = Crossed Finish Line in Pit Lane, D = Time Disallowed

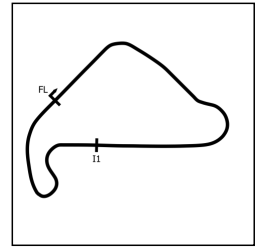
P16 16 MK7 (N) Hayden GRAY			Fiesta Zetec S			
IDEAL LAP TIME : 1:12.535		BEST LAP TIME : 1:12.874		DIFFERENCE : 0.339		
LAP	SECTOR 1	SECTOR 2	LAP TIME	MPH	DIFF	TIME OF DAY
1 -	51.386	31.308	1:22.694	71.41	9.820	10:17:27.303
2 -	44.290	29.732	1:14.022	79.78	1.148	10:18:41.325
3 -	43.835	29.314	1:13.149	80.73	0.275	10:19:54.474
4 -	46.226	29.550	1:15.776	77.93	2.902	10:21:10.250
5 -	45.186	IN PIT	1:24.959 P	69.51	12.085	10:22:35.209
6 -	OUTLAP	30.180	2:19.588	42.30	1:06.714	10:24:54.798
7 -	43.373	29.774	1:13.147 (3)	80.73	0.273	10:26:07.945
8 -	44.417	29.733	1:14.150	79.64	1.276	10:27:22.095
9 -	43.748	29.283	1:13.031 (2)	80.86	0.157	10:28:35.126
10 -	43.252	29.622	1:12.874 (1)	81.03		10:29:48.000
11 -	47.457	30.920	1:18.377	75.34	5.503	10:31:06.377

P17 86 MK7 (N) Jack SANT			Fiesta Zetec S			
IDEAL LAP TIME : 1:12.857		BEST LAP TIME : 1:12.972		DIFFERENCE : 0.115		
LAP	SECTOR 1	SECTOR 2	LAP TIME	MPH	DIFF	TIME OF DAY
1 -	46.875	30.663	1:17.538	76.16	4.566	10:17:20.761
2 -	43.877	30.521	1:14.398	79.37	1.426	10:18:35.159
3 -	43.883	29.512	1:13.395	80.46	0.423	10:19:48.554
4 -	43.911	29.509	1:13.420	80.43	0.448	10:21:01.974
5 -	44.947	29.420	1:14.367	79.41	1.395	10:22:16.341
6 -	44.948	29.491	1:14.439	79.33	1.467	10:23:30.780
7 -	43.452	29.605	1:13.057 (2)	80.83	0.085	10:24:43.837
8 -	43.557	29.595	1:13.152	80.73	0.180	10:25:56.989
9 -	43.437	29.629	1:13.066 (3)	80.82	0.094	10:27:10.055
10 -	43.820	29.637	1:13.457	80.39	0.485	10:28:23.512
11 -	43.604	29.531	1:13.135	80.75	0.163	10:29:36.647
12 -	43.467	29.505	1:12.972 (1)	80.93		10:30:49.619

P18 69 MK7 (N) Harry LINDLEY			Fiesta Zetec S			
IDEAL LAP TIME : 1:13.178		BEST LAP TIME : 1:13.178		DIFFERENCE : 0.000		
LAP	SECTOR 1	SECTOR 2	LAP TIME	MPH	DIFF	TIME OF DAY
1 -	48.424	31.415	1:19.839	73.96	6.661	10:17:21.959
2 -	44.518	29.905	1:14.423	79.35	1.245	10:18:36.382
3 -	44.701	29.821	1:14.522	79.24	1.344	10:19:50.904
4 -	44.283	34.471	1:18.754	74.98	5.576	10:21:09.658
5 -	44.217	29.747	1:13.964	79.84	0.786	10:22:23.622
6 -	44.800	29.867	1:14.667	79.09	1.489	10:23:38.289
7 -	43.890	29.579	1:13.469 (2)	80.38	0.291	10:24:51.758
8 -	43.690	29.488	1:13.178 (1)	80.70		10:26:04.936
9 -	44.263	29.878	1:14.141	79.65	0.963	10:27:19.077
10 -	44.219	30.069	1:14.288	79.49	1.110	10:28:33.365
11 -	44.098	29.789	1:13.887 (3)	79.92	0.709	10:29:47.252
12 -	44.892	30.483	1:15.375	78.35	2.197	10:31:02.627

BRSCC Fiesta Junior Championship

QUALIFYING - RACE 5 - SECTOR ANALYSIS



SECTOR 1 = FL to I1, SECTOR 2 = I1 to FL, DIFF = Difference To Personal Best Lap, P = Crossed Finish Line in Pit Lane, D = Time Disallowed

P19 14 MK7 (N) Atalanta Le BRETON			Fiesta Zetec S			
IDEAL LAP TIME : 1:13.065		BEST LAP TIME : 1:13.521	DIFFERENCE : 0.456			
LAP	SECTOR 1	SECTOR 2	LAP TIME	MPH	DIFF	TIME OF DAY
1 -	50.736	33.139	1:23.875	70.41	10.354	10:17:22.017
2 -	46.061	30.173	1:16.234	77.46	2.713	10:18:38.251
3 -	46.728	30.700	1:17.428	76.27	3.907	10:19:55.679
4 -	47.632	30.913	1:18.545	75.18	5.024	10:21:14.224
5 -	46.852	30.367	1:17.219	76.47	3.698	10:22:31.443
6 -	44.543	30.093	1:14.636	79.12	1.115	10:23:46.079
7 -	43.362	30.159	1:13.521 (1)	80.32		10:24:59.600
8 -	43.782	30.222	1:14.004	79.80	0.483	10:26:13.604
9 -	43.629	30.246	1:13.875 (2)	79.94	0.354	10:27:27.479
10 -	44.229	29.703	1:13.932 (3)	79.87	0.411	10:28:41.411
11 -	43.996	30.104	1:14.100	79.69	0.579	10:29:55.511
12 -	44.089	30.142	1:14.231	79.55	0.710	10:31:09.742

P20 33 MK7 (N) Aaron BEATTIE			Fiesta Zetec S			
IDEAL LAP TIME : 1:13.760		BEST LAP TIME : 1:13.760	DIFFERENCE : 0.000			
LAP	SECTOR 1	SECTOR 2	LAP TIME	MPH	DIFF	TIME OF DAY
1 -	48.686	31.412	1:20.098	73.73	6.338	10:17:19.187
2 -	45.169	30.650	1:15.819	77.89	2.059	10:18:35.006
3 -	45.650	30.381	1:16.031	77.67	2.271	10:19:51.037
4 -	44.594	30.221	1:14.815	78.93	1.055	10:21:05.852
5 -	45.570	30.263	1:15.833	77.87	2.073	10:22:21.685
6 -	44.515	30.003	1:14.518	79.25	0.758	10:23:36.203
7 -	43.943	29.817	1:13.760 (1)	80.06		10:24:49.963
8 -	44.280	30.112	1:14.392 (2)	79.38	0.632	10:26:04.355
9 -	45.068	30.555	1:15.623	78.09	1.863	10:27:19.978
10 -	44.140	30.269	1:14.409 (3)	79.36	0.649	10:28:34.387
11 -	45.360	29.902	1:15.262	78.46	1.502	10:29:49.649
12 -	44.248	30.227	1:14.475	79.29	0.715	10:31:04.124

P21 144 MK6 (N) George FOXLOW			Fiesta Zetec S			
IDEAL LAP TIME : 1:13.912		BEST LAP TIME : 1:14.466	DIFFERENCE : 0.554			
LAP	SECTOR 1	SECTOR 2	LAP TIME	MPH	DIFF	TIME OF DAY
1 -	50.236	30.367	1:20.603 (2)	73.26	6.137	10:17:10.278
2 -	43.545	30.921	1:14.466 (1)	79.30		10:18:24.744

BRSCC Fiesta Junior Championship

QUALIFYING - RACE 5 - BEST SECTORS

SECTOR 1			SECTOR 2			IDEAL / BEST COMPARISON						
POS	NO	NAME	TIME	NO	NAME	TIME	POS	NO	NAME	IDEAL	BEST	DIFF
									PERFECT LAP	1:10.883		
1	94	HODGKISS	42.200	94	HODGKISS	28.683	1	94	HODGKISS	1:10.883	1:11.125	0.242
2	272	O'NEILL-GOING	42.454	315	BLOCKLEY	28.884	2	272	O'NEILL-GOING	1:11.444	1:11.566	0.122
3	88	GARFORD	42.575	88	GARFORD	28.894	3	88	GARFORD	1:11.469	1:11.591	0.122
4	87	DAVIES	42.632	138	FOOTE	28.924	4	315	BLOCKLEY	1:11.632	1:11.688	0.056
5	43	SUTTON	42.645	272	O'NEILL-GOING	28.990	5	87	DAVIES	1:11.642	1:11.749	0.107
6	29	WATTS	42.710	12	MERRITT	28.993	6	138	FOOTE	1:11.738	1:11.936	0.198
7	85	MASON	42.733	87	DAVIES	29.010	7	29	WATTS	1:11.761	1:11.761	0.000
8	315	BLOCKLEY	42.748	169	CLIFFORD	29.049	8	43	SUTTON	1:11.779	1:12.203	0.424
9	12	MERRITT	42.796	29	WATTS	29.051	9	12	MERRITT	1:11.789	1:11.825	0.036
10	138	FOOTE	42.814	85	MASON	29.127	10	85	MASON	1:11.860	1:11.860	0.000
11	28	DOUGHTY	43.215	43	SUTTON	29.134	11	169	CLIFFORD	1:12.363	1:12.445	0.082
12	194	BURGESS	43.225	194	BURGESS	29.162	12	194	BURGESS	1:12.387	1:12.475	0.088
13	16	GRAY	43.252	16	GRAY	29.283	13	16	GRAY	1:12.535	1:12.874	0.339
14	169	CLIFFORD	43.314	188	WEBSTER	29.308	14	28	DOUGHTY	1:12.544	1:12.544	0.000
15	14	BRETON	43.362	28	DOUGHTY	29.329	15	188	WEBSTER	1:12.850	1:12.850	0.000
16	86	SANT	43.437	86	SANT	29.420	16	86	SANT	1:12.857	1:12.972	0.115
17	188	WEBSTER	43.542	69	LINDLEY	29.488	17	14	BRETON	1:13.065	1:13.521	0.456
18	144	FOXLOW	43.545	14	BRETON	29.703	18	69	LINDLEY	1:13.178	1:13.178	0.000
19	69	LINDLEY	43.690	33	BEATTIE	29.817	19	33	BEATTIE	1:13.760	1:13.760	0.000
20	33	BEATTIE	43.943	144	FOXLOW	30.367	20	144	FOXLOW	1:13.912	1:14.466	0.554
21							21	26	LESLIE		1:11.088	

BRSCC Fiesta Junior Championship

QUALIFYING - RACE 5 - PIT STOP ANALYSIS

P2 94 Jacob HODGKISS				
STOP	IN TIME	STOP TIME	TOTAL TIME	OUT TIME
1 -	10:31:28.461			

P3 272 Jenson O'NEILL-GOING				
STOP	IN TIME	STOP TIME	TOTAL TIME	OUT TIME
1 -	10:20:44.350	1:46.143	1:46.143	10:22:30.493
2 -	10:28:55.800			

P9 85 Jenson MASON				
STOP	IN TIME	STOP TIME	TOTAL TIME	OUT TIME
1 -	10:22:28.004	2:34.041	2:34.041	10:25:02.045

P10 138 Henry FOOTE				
STOP	IN TIME	STOP TIME	TOTAL TIME	OUT TIME
1 -	10:26:43.442	1:02.929	1:02.929	10:27:46.371

P12 169 Callie CLIFFORD				
STOP	IN TIME	STOP TIME	TOTAL TIME	OUT TIME
1 -	10:24:41.790	1:29.010	1:29.010	10:26:10.800

P15 188 Maggie WEBSTER				
STOP	IN TIME	STOP TIME	TOTAL TIME	OUT TIME
1 -	10:23:54.439	1:30.877	1:30.877	10:25:25.316

P16 16 Hayden GRAY				
STOP	IN TIME	STOP TIME	TOTAL TIME	OUT TIME
1 -	10:22:35.209	1:05.888	1:05.888	10:23:41.098

BRSCC Fiesta Junior Championship

QUALIFYING - RACE 5 - STATISTICS

Competitors Started 21
Planned Start 2024-08-17 @ 10:25:00.000
Actual Start 2024-08-17 @ 10:15:08.287
Finish Time 2024-08-17 @ 10:30:10.436
Track Length 1.6404mi.
Total Laps 234
Total Distance Covered 383.8684mi.

Session Fastest Lap History

NO	CL	NAME	LAP TIME	TIME OF DAY	LAP	VEHICLE
272	MK6 (N)	Jenson O'NEILL-GOING	1:12.065	10:16:53.263	1	Fiesta ST
94	MK7	Jacob HODGKISS	1:11.804	10:18:05.394	2	Fiesta Zetec S
26	MK7 (N)	Finn LESLIE	1:11.439	10:18:23.742	2	Fiesta Zetec S
26	MK7 (N)	Finn LESLIE	1:11.203	10:19:34.945	3	Fiesta Zetec S
94	MK7	Jacob HODGKISS	1:11.125	10:24:11.209	7	Fiesta Zetec S
26	MK7 (N)	Finn LESLIE	1:11.088	10:25:43.634	8	Fiesta Zetec S

Flag History

TYPE	TIME OF DAY
GREEN	10:15:08.287
FINISH	10:30:10.436

Flag Statistics

TYPE	COUNT	TOTAL LAPS	TOTAL TIME
Green	1	13	16:26.915
Red	0	0	0.000
Safety Car	0	0	0.000
FCY	0	0	0.000

BRSCC Fiesta Junior Championship
QUALIFYING - RACE 5 - STATISTICS

CLASS : MK6 (N)

4 Starters

Fastest Lap History

NO	NAME	LAP TIME	TIME OF DAY	LAP	VEHICLE
272	Jenson O'NEILL-GOING	1:12.065	10:16:53.263	1	Fiesta ST
272	Jenson O'NEILL-GOING	1:11.854	10:19:19.448	3	Fiesta ST
272	Jenson O'NEILL-GOING	1:11.714	10:25:06.573	6	Fiesta ST
272	Jenson O'NEILL-GOING	1:11.566	10:26:18.139	7	Fiesta ST

BRSCC Fiesta Junior Championship
QUALIFYING - RACE 5 - STATISTICS

CLASS : MK7

4 Starters

Fastest Lap History

NO	NAME	LAP TIME	TIME OF DAY	LAP	VEHICLE
94	Jacob HODGKISS	1:13.988	10:16:53.590	1	Fiesta Zetec S
85	Jenson MASON	1:13.438	10:17:33.632	1	Fiesta Zetec S
94	Jacob HODGKISS	1:11.804	10:18:05.394	2	Fiesta Zetec S
94	Jacob HODGKISS	1:11.535	10:19:16.932	3	Fiesta Zetec S
94	Jacob HODGKISS	1:11.497	10:21:46.011	5	Fiesta Zetec S
94	Jacob HODGKISS	1:11.125	10:24:11.209	7	Fiesta Zetec S

BRSCC Fiesta Junior Championship
QUALIFYING - RACE 5 - STATISTICS

CLASS : MK7 (N)

13 Starters

Fastest Lap History

NO	NAME	LAP TIME	TIME OF DAY	LAP	VEHICLE
87	Archie DAVIES	1:13.168	10:16:57.191	1	Fiesta Zetec S
87	Archie DAVIES	1:11.893	10:18:09.084	2	Fiesta Zetec S
26	Finn LESLIE	1:11.439	10:18:23.742	2	Fiesta Zetec S
26	Finn LESLIE	1:11.203	10:19:34.945	3	Fiesta Zetec S
26	Finn LESLIE	1:11.088	10:25:43.634	8	Fiesta Zetec S

BRSCC Fiesta Junior Championship
RACE 5 - GRID (15 minutes) - AMENDED 2



ROW 12		23	69	Harry LINDLEY	1:13.178
ROW 11					+ 10 Seconds
ROW 10	20	85	Jenson MASON		1:14.466
ROW 9	18	33	Aaron BEATTIE		1:13.760
ROW 8	16	86	Jack SANT		1:12.972
ROW 7	14	188	Maggie WEBSTER		1:12.850
ROW 6	12	194	Jack BURGESS		1:12.475
ROW 5	10	43	Daniella SUTTON		1:12.203
ROW 4	8	12	Thomas MERRITT		1:11.825
ROW 3	6	87	Archie DAVIES		1:11.749
ROW 2	4	88	Alfie GARFORD		1:11.591
ROW 1	2	94	Jacob HODGKISS		1:11.125
					1:11.088
					Pole
					1:11.761
					1:11.688
					1:11.566
					1:11.936
					1:12.445
					1:12.544
					1:12.874
					1:13.521
					1:13.760
					1:14.466

Comments: Car 85 - Loss of all qualifying times
Car 69 - Loss of qualifying times & start from back of grid with 10 second delay

These results are provisional until the conclusion of any judicial and technical matters.

Silverstone National: 1.6404 miles

Clerk Of Course: Paul Levitt	Stewards:	Timekeeper: Sarah Evans	
------------------------------	-----------	-------------------------	--

Results can be found at www.tsl-timing.com

Printed - 12:49 Saturday, 17 August 2024



BRSCC Fiesta Junior Championship

RACE 5 - RESTART - CLASSIFICATION - AMENDED 2

Race Distance: 7 Laps / 11.48 miles



POS	NO	CL	PIC	NAME	ENTRY	LAPS	TIME	GAP	DIFF	MPH	BEST	ON	GRD	↑↓
1	272	MK6 (N)	1	Jenson O'NEILL-GOING	Fiesta ST	7	8:28.914			81.23	1:11.856	3	2	1
2	12	MK7 (N)	1	Thomas MERRITT	Fiesta Zetec S	7	8:34.951	6.037	6.037	80.27	1:12.140	6	9	7
3	315	MK7	1	Billy BLOCKLEY	Fiesta Zetec S	7	8:34.962	6.048	0.011	80.27	1:12.398	5	7	4
4	88*	MK7 (N)	2	Alfie GARFORD	Fiesta Zetec S	7	8:35.169	6.255	0.207	80.24	1:11.846	5	4	0
5	87*	MK7 (N)	3	Archie DAVIES	Fiesta Zetec S	7	8:36.430	7.516	1.261	80.04	1:12.004	3	3	-2
6	85	MK7	2	Jenson MASON	Fiesta Zetec S	7	8:36.638	7.724	0.208	80.01	1:12.380	6	12	6
7	194	MK7 (N)	4	Jack BURGESS	Fiesta Zetec S	7	8:36.957	8.043	0.319	79.96	1:12.316	6	10	3
8	94*	MK7	3	Jacob HODGKISS	Fiesta Zetec S	7	8:40.450	11.536	3.493	79.43	1:11.833	3	1	-7
9	138	MK7 (N)	5	Henry FOOTE	Fiesta Zetec S	7	8:41.430	12.516	0.980	79.28	1:13.252	4	8	-1
10	144	MK6 (N)	2	George FOXLOW	Fiesta Zetec S	7	8:41.648	12.734	0.218	79.24	1:13.215	2	14	4
11	86	MK7 (N)	6	Jack SANT	Fiesta Zetec S	7	8:42.256	13.342	0.608	79.15	1:12.925	4	15	4
12	16	MK7 (N)	7	Hayden GRAY	Fiesta Zetec S	7	8:43.078	14.164	0.822	79.03	1:13.279	2	19	7
13	14	MK7 (N)	8	Atalanta Le BRETON	Fiesta Zetec S	7	8:44.482	15.568	1.404	78.81	1:13.137	2	17	4
14	188	MK6 (N)	3	Maggie WEBSTER	Fiesta ST	7	8:47.051	18.137	2.569	78.43	1:13.177	3	18	4
15	33	MK7 (N)	9	Aaron BEATTIE	Fiesta Zetec S	7	8:47.853	18.939	0.802	78.31	1:13.950	3	16	1

NOT CLASSIFIED

DNF	29	MK7 (N)		Joshua WATTS	Fiesta Zetec S	4	4:59.767	3 Laps	3 Laps	78.80	1:13.007	2	6	
DNF	169	MK6 (N)		Callie CLIFFORD	Fiesta ST	0							11	
DNF	43	MK7 (N)		Daniella SUTTON	Fiesta Zetec S	0								
DNF	69	MK7 (N)		Harry LINDLEY	Fiesta Zetec S	0								
DQ	26*	MK7 (N)		Finn LESLIE	Fiesta Zetec S									5
DQ	28*	MK7		Benjamin DOUGHTY	Fiesta Zetec S									13

FASTEST LAP

94	MK7	Jacob HODGKISS	Fiesta Zetec S	3	1:11.833	82.21 mph	132.31 kph
88	MK7 (N)	Alfie GARFORD	Fiesta Zetec S	5	1:11.846	82.19 mph	132.28 kph
272	MK6 (N)	Jenson O'NEILL-GOING	Fiesta ST	3	1:11.856	82.18 mph	132.26 kph

Comments: Cars 43, 69 & 169 - Did not restart after first part Red Flag

Cars 26, 87 & 94 - 5 second penalty - Track limits

1st Amendment:

Car 26 - Disqualified from the results of the race (G5.3) - Contravention of Motorsport UK Regulation C1.1.5 - Decision timed at 19:10 17/08/24

2nd Amendment:

Car 28 - Disqualified from the results of the race (G5.3) - Contravention of Championship Regulation 5.13 - Decision timed at 08:10 18/08/24

Car 88 - 5 seconds added to race time (G5.3) - Contravention of Motorsport UK Regulation Q12.21.4 - Decision timed at 08:59 18/08/24

Details of all starters & original fastest laps are available in the First Part Information Sheet

Weather / Track : Bright / Dry

These results are provisional until the conclusion of any judicial and technical matters.

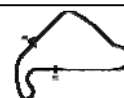
Date: 17/08/2024 Start: 15:41 Finish: 15:49

Silverstone National: 1.6404 miles

Clerk Of Course: Paul Levitt

Stewards:

Timekeeper: Sarah Evans



Results can be found at www.tsl-timing.com

Printed - 09:13 Sunday, 18 August 2024

BRSCC Fiesta Junior Championship

RACE 5 - RESTART - LAP CHART

LAP 1 @ 15:42:42.073			LAP 2 @ 15:43:54.082			LAP 3 @ 15:45:05.938			LAP 4 @ 15:46:18.153			LAP 5 @ 15:47:30.520		
NO	BEHIND	LAP TIME	NO	BEHIND	LAP TIME	NO	BEHIND	LAP TIME	NO	BEHIND	LAP TIME	NO	BEHIND	LAP TIME
272		1:15.386	272		1:12.009	272		1:11.856	272		1:12.215	272		1:12.367
94	0.624	1:16.010	94	0.510	1:11.895	94	0.487	1:11.833	94	0.257	1:11.985	26	0.707	1:11.957
88	1.570	1:16.956	88	1.440	1:11.879	26	1.681	1:11.846	26	1.117	1:11.651	94	0.714	1:12.824
87	1.803	1:17.189	26	1.691	1:11.607	88	1.917	1:12.333	88	1.650	1:11.948	88	1.129	1:11.846
26	2.093	1:17.479	87	2.388	1:12.594	87	2.536	1:12.004	87	2.654	1:12.333	87	2.658	1:12.371
29	2.674	1:18.060	29	3.672	1:13.007	315	5.286	1:13.278	315	5.530	1:12.459	315	5.561	1:12.398
315	2.882	1:18.268	315	3.864	1:12.991	12	5.596	1:13.182	12	6.511	1:13.130	12	6.467	1:12.323
12	3.314	1:18.700	12	4.270	1:12.965	85	5.736	1:12.947	85	7.322	1:13.801	85	7.361	1:12.406
138	3.766	1:19.152	85	4.645	1:12.832	29	5.740	1:13.924	194	7.594	1:13.430	194	7.679	1:12.452
85	3.822	1:19.208	194	5.571	1:13.367	194	6.379	1:12.664	29	8.301	1:14.776	144	10.269	1:13.791
194	4.213	1:19.599	144	6.102	1:13.215	144	7.503	1:13.257	138	8.796	1:13.252	138	10.283	1:13.854
28	4.661	1:20.047	138	6.349	1:14.592	138	7.759	1:13.266	144	8.845	1:13.557	86	10.440	1:13.541
144	4.896	1:20.282	28	6.452	1:13.800	28	8.350	1:13.754	86	9.266	1:12.925	28	10.987	1:13.565
86	5.197	1:20.583	86	6.634	1:13.446	86	8.556	1:13.778	28	9.789	1:13.654	188	11.511	1:13.368
33	5.870	1:21.256	16	7.317	1:13.279	16	8.840	1:13.379	16	10.186	1:13.561	16	11.684	1:13.865
16	6.047	1:21.433	188	8.065	1:13.574	188	9.386	1:13.177	188	10.510	1:13.339	14	12.966	1:13.590
188	6.500	1:21.886	14	8.608	1:13.137	14	10.519	1:13.767	14	11.743	1:13.439	33	15.672	1:14.250
14	7.480	1:22.866	33	9.688	1:15.827	33	11.782	1:13.950	33	13.789	1:14.222			

BRSCC Fiesta Junior Championship

RACE 5 - RESTART - LAP CHART

LAP 6 @ 15:48:42.785			LAP 7 @ 15:49:55.601		
NO	BEHIND	LAP TIME	NO	BEHIND	LAP TIME
272		1:12.265	272		1:12.816
26	0.595	1:12.153	26	0.035	1:12.256
88	1.967	1:13.103	88	1.255	1:12.104
94	2.205	1:13.756	87	2.516	1:12.463
87	2.869	1:12.476	12	6.037	1:12.511
315	5.696	1:12.400	315	6.048	1:13.168
12	6.342	1:12.140	94	6.536	1:17.147
85	7.476	1:12.380	85	7.724	1:13.064
194	7.730	1:12.316	194	8.043	1:13.129
144	11.750	1:13.746	138	12.516	1:13.295
138	12.037	1:14.019	144	12.734	1:13.800
86	12.330	1:14.155	28	13.121	1:13.316
28	12.621	1:13.899	86	13.342	1:13.828
188	13.110	1:13.864	16	14.164	1:13.478
16	13.502	1:14.083	14	15.568	1:13.820
14	14.564	1:13.863	188	18.137	1:17.843
33	17.575	1:14.168	33	18.939	1:14.180

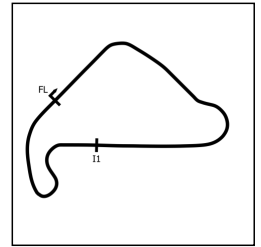
BRSCC Fiesta Junior Championship

RACE 5 - RESTART - POSITION CHART

No	Name	Lap							
		Pos	1	2	3	4	5	6	7
94	HODGKISS	1	272	272	272	272	272	272	272
272	O'NEILL-GOING	2	94	94	94	94	26	26	26
87	DAVIES	3	88	88	26	26	94	88	88
88	GARFORD	4	87	26	88	88	88	94	87
26	LESLIE	5	26	87	87	87	87	87	12
29	WATTS	6	29	29	315	315	315	315	315
315	BLOCKLEY	7	315	315	12	12	12	12	94
138	FOOTE	8	12	12	85	85	85	85	85
12	MERRITT	9	138	85	29	194	194	194	194
194	BURGESS	10	85	194	194	29	144	144	138
169	CLIFFORD	11	194	144	144	138	138	138	144
85	MASON	12	28	138	138	144	86	86	28
28	DOUGHTY	13	144	28	28	86	28	28	86
144	FOXLOW	14	86	86	86	28	188	188	16
86	SANT	15	33	16	16	16	16	16	14
33	BEATTIE	16	16	188	188	188	14	14	188
14	BRETON	17	188	14	14	14	33	33	33
188	WEBSTER	18	14	33	33	33			
16	GRAY	19							
69	LINDLEY	20							
43	SUTTON	21							

BRSCC Fiesta Junior Championship

RACE 5 - RESTART - SECTOR ANALYSIS



SECTOR 1 = FL to I1, SECTOR 2 = I1 to FL, DIFF = Difference To Personal Best Lap, P = Crossed Finish Line in Pit Lane, D = Time Disallowed

P1 272 MK6 (N) Jenson O'NEILL-GOING			Fiesta ST			
IDEAL LAP TIME : 1:11.856		BEST LAP TIME : 1:11.856		DIFFERENCE : 0.000		
LAP	SECTOR 1	SECTOR 2	LAP TIME	MPH	DIFF	TIME OF DAY
1 -		29.333	1:15.386	78.33	3.530	15:42:42.073
2 -	42.820	29.189	1:12.009 (2)	82.01	0.153	15:43:54.082
3 -	42.677	29.179	1:11.856 (1)	82.18		15:45:05.938
4 -	42.853	29.362	1:12.215 (3)	81.77	0.359	15:46:18.153
5 -	42.952	29.415	1:12.367	81.60	0.511	15:47:30.520
6 -	42.968	29.297	1:12.265	81.72	0.409	15:48:42.785
7 -	42.718	30.098	1:12.816	81.10	0.960	15:49:55.601

P2 88 MK7 (N) Alfie GARFORD			Fiesta Zetec S			
IDEAL LAP TIME : 1:11.764		BEST LAP TIME : 1:11.846		DIFFERENCE : 0.082		
LAP	SECTOR 1	SECTOR 2	LAP TIME	MPH	DIFF	TIME OF DAY
1 -		29.177	1:16.956	76.74	5.110	15:42:43.643
2 -	42.776	29.103	1:11.879 (2)	82.16	0.033	15:43:55.522
3 -	43.297	29.036	1:12.333	81.64	0.487	15:45:07.855
4 -	42.728	29.220	1:11.948 (3)	82.08	0.102	15:46:19.803
5 -	42.739	29.107	1:11.846 (1)	82.19		15:47:31.649
6 -	43.283	29.820	1:13.103	80.78	1.257	15:48:44.752
7 -	42.935	29.169	1:12.104	81.90	0.258	15:49:56.856

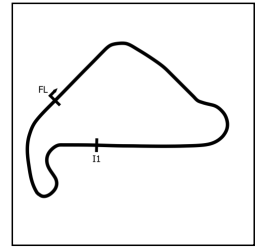
P3 26 MK7 (N) Finn LESLIE			Fiesta Zetec S			
IDEAL LAP TIME : 1:11.513		BEST LAP TIME : 1:11.607		DIFFERENCE : 0.094		
LAP	SECTOR 1	SECTOR 2	LAP TIME	MPH	DIFF	TIME OF DAY
1 -		29.210	1:17.479	76.22	5.872	15:42:44.166
2 -	42.630	28.977	1:11.607 (1)	82.47		15:43:55.773
3 -	42.859	28.987	1:11.846 (3)	82.19	0.239	15:45:07.619
4 -	42.729	28.922	1:11.651 (2)	82.42	0.044	15:46:19.270
5 -	42.743	29.214	1:11.957	82.07	0.350	15:47:31.227
6 -	43.194	28.959	1:12.153	81.84	0.546	15:48:43.380
7 -	42.591	29.665	1:12.256	81.73	0.649	15:49:55.636

P4 12 MK7 (N) Thomas MERRITT			Fiesta Zetec S			
IDEAL LAP TIME : 1:12.140		BEST LAP TIME : 1:12.140		DIFFERENCE : 0.000		
LAP	SECTOR 1	SECTOR 2	LAP TIME	MPH	DIFF	TIME OF DAY
1 -		29.766	1:18.700	75.03	6.560	15:42:45.387
2 -	43.339	29.626	1:12.965	80.93	0.825	15:43:58.352
3 -	43.279	29.903	1:13.182	80.69	1.042	15:45:11.534
4 -	43.913	29.217	1:13.130	80.75	0.990	15:46:24.664
5 -	43.088	29.235	1:12.323 (2)	81.65	0.183	15:47:36.987
6 -	43.017	29.123	1:12.140 (1)	81.86		15:48:49.127
7 -	43.112	29.399	1:12.511 (3)	81.44	0.371	15:50:01.638

P5 315 MK7 Billy BLOCKLEY			Fiesta Zetec S			
IDEAL LAP TIME : 1:12.277		BEST LAP TIME : 1:12.398		DIFFERENCE : 0.121		
LAP	SECTOR 1	SECTOR 2	LAP TIME	MPH	DIFF	TIME OF DAY
1 -		29.311	1:18.268	75.45	5.870	15:42:44.955
2 -	43.575	29.416	1:12.991	80.90	0.593	15:43:57.946
3 -	43.575	29.703	1:13.278	80.59	0.880	15:45:11.224
4 -	43.177	29.282	1:12.459 (3)	81.50	0.061	15:46:23.683
5 -	43.118	29.280	1:12.398 (1)	81.57		15:47:36.081
6 -	43.226	29.174	1:12.400 (2)	81.57	0.002	15:48:48.481
7 -	43.103	30.065	1:13.168	80.71	0.770	15:50:01.649

BRSCC Fiesta Junior Championship

RACE 5 - RESTART - SECTOR ANALYSIS



SECTOR 1 = FL to I1, SECTOR 2 = I1 to FL, DIFF = Difference To Personal Best Lap, P = Crossed Finish Line in Pit Lane, D = Time Disallowed

P6 87 MK7 (N) Archie DAVIES			Fiesta Zetec S			
IDEAL LAP TIME : 1:12.004		BEST LAP TIME : 1:12.004		DIFFERENCE : 0.000		
LAP	SECTOR 1	SECTOR 2	LAP TIME	MPH	DIFF	TIME OF DAY
1 -		29.307	1:17.189	76.50	5.185	15:42:43.876
2 -	43.376	29.218	1:12.594	81.35	0.590	15:43:56.470
3 -	42.837	29.167	1:12.004 (1)	82.01		15:45:08.474
4 -	43.026	29.307	1:12.333 (2)	81.64	0.329	15:46:20.807
5 -	43.042	29.329	1:12.371 (3)	81.60	0.367	15:47:33.178
6 -	43.228	29.248	1:12.476	81.48	0.472	15:48:45.654
7 -	43.045	29.418	1:12.463	81.49	0.459	15:49:58.117

P7 85 MK7 Jenson MASON			Fiesta Zetec S			
IDEAL LAP TIME : 1:12.248		BEST LAP TIME : 1:12.380		DIFFERENCE : 0.132		
LAP	SECTOR 1	SECTOR 2	LAP TIME	MPH	DIFF	TIME OF DAY
1 -		29.559	1:19.208	74.55	6.828	15:42:45.895
2 -	43.005	29.827	1:12.832 (3)	81.08	0.452	15:43:58.727
3 -	43.044	29.903	1:12.947	80.95	0.567	15:45:11.674
4 -	44.546	29.255	1:13.801	80.02	1.421	15:46:25.475
5 -	43.093	29.313	1:12.406 (2)	81.56	0.026	15:47:37.881
6 -	42.993	29.387	1:12.380 (1)	81.59		15:48:50.261
7 -	43.345	29.719	1:13.064	80.82	0.684	15:50:03.325

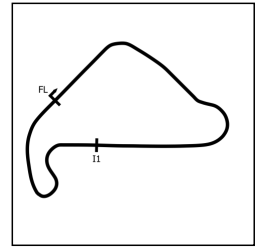
P8 194 MK7 (N) Jack BURGESS			Fiesta Zetec S			
IDEAL LAP TIME : 1:12.306		BEST LAP TIME : 1:12.316		DIFFERENCE : 0.010		
LAP	SECTOR 1	SECTOR 2	LAP TIME	MPH	DIFF	TIME OF DAY
1 -		29.837	1:19.599	74.19	7.283	15:42:46.286
2 -	43.721	29.646	1:13.367	80.49	1.051	15:43:59.653
3 -	43.363	29.301	1:12.664 (3)	81.27	0.348	15:45:12.317
4 -	44.043	29.387	1:13.430	80.42	1.114	15:46:25.747
5 -	43.180	29.272	1:12.452 (2)	81.51	0.136	15:47:38.199
6 -	43.034	29.282	1:12.316 (1)	81.66		15:48:50.515
7 -	43.633	29.496	1:13.129	80.75	0.813	15:50:03.644

P9 94 MK7 Jacob HODGISS			Fiesta Zetec S			
IDEAL LAP TIME : 1:11.679		BEST LAP TIME : 1:11.833		DIFFERENCE : 0.154		
LAP	SECTOR 1	SECTOR 2	LAP TIME	MPH	DIFF	TIME OF DAY
1 -		29.012	1:16.010	77.69	4.177	15:42:42.697
2 -	42.667	29.228	1:11.895 (2)	82.14	0.062	15:43:54.592
3 -	42.783	29.050	1:11.833 (1)	82.21		15:45:06.425
4 -	42.686	29.299	1:11.985 (3)	82.04	0.152	15:46:18.410
5 -	42.943	29.881	1:12.824	81.09	0.991	15:47:31.234
6 -	43.469	30.287	1:13.756	80.07	1.923	15:48:44.990
7 -	45.106	32.041	1:17.147	76.55	5.314	15:50:02.137

P10 138 MK7 (N) Henry FOOTE			Fiesta Zetec S			
IDEAL LAP TIME : 1:12.852		BEST LAP TIME : 1:13.252		DIFFERENCE : 0.400		
LAP	SECTOR 1	SECTOR 2	LAP TIME	MPH	DIFF	TIME OF DAY
1 -		29.642	1:19.152	74.61	5.900	15:42:45.839
2 -	44.185	30.407	1:14.592	79.17	1.340	15:44:00.431
3 -	43.782	29.484	1:13.266 (2)	80.60	0.014	15:45:13.697
4 -	43.613	29.639	1:13.252 (1)	80.62		15:46:26.949
5 -	44.172	29.682	1:13.854	79.96	0.602	15:47:40.803
6 -	44.780	29.239	1:14.019	79.78	0.767	15:48:54.822
7 -	43.909	29.386	1:13.295 (3)	80.57	0.043	15:50:08.117

BRSCC Fiesta Junior Championship

RACE 5 - RESTART - SECTOR ANALYSIS



SECTOR 1 = FL to I1, SECTOR 2 = I1 to FL, DIFF = Difference To Personal Best Lap, P = Crossed Finish Line in Pit Lane, D = Time Disallowed

P11 144 MK6 (N) George FOXLOW			Fiesta Zetec S			
IDEAL LAP TIME : 1:12.927		BEST LAP TIME : 1:13.215		DIFFERENCE : 0.288		
LAP	SECTOR 1	SECTOR 2	LAP TIME	MPH	DIFF	TIME OF DAY
1 -		29.594	1:20.282	73.56	7.067	15:42:46.969
2 -	43.725	29.490	1:13.215 (1)	80.66		15:44:00.184
3 -	43.837	29.420	1:13.257 (2)	80.61	0.042	15:45:13.441
4 -	43.555	30.002	1:13.557 (3)	80.28	0.342	15:46:26.998
5 -	44.113	29.678	1:13.791	80.03	0.576	15:47:40.789
6 -	44.374	29.372	1:13.746	80.08	0.531	15:48:54.535
7 -	44.107	29.693	1:13.800	80.02	0.585	15:50:08.335

P12 28 MK7 Benjamin DOUGHTY			Fiesta Zetec S			
IDEAL LAP TIME : 1:13.215		BEST LAP TIME : 1:13.316		DIFFERENCE : 0.101		
LAP	SECTOR 1	SECTOR 2	LAP TIME	MPH	DIFF	TIME OF DAY
1 -		29.485	1:20.047	73.77	6.731	15:42:46.734
2 -	44.043	29.757	1:13.800	80.02	0.484	15:44:00.534
3 -	44.252	29.502	1:13.754	80.07	0.438	15:45:14.288
4 -	43.730	29.924	1:13.654 (3)	80.18	0.338	15:46:27.942
5 -	44.038	29.527	1:13.565 (2)	80.27	0.249	15:47:41.507
6 -	44.269	29.630	1:13.899	79.91	0.583	15:48:55.406
7 -	43.771	29.545	1:13.316 (1)	80.55		15:50:08.722

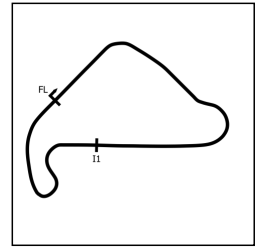
P13 86 MK7 (N) Jack SANT			Fiesta Zetec S			
IDEAL LAP TIME : 1:12.925		BEST LAP TIME : 1:12.925		DIFFERENCE : 0.000		
LAP	SECTOR 1	SECTOR 2	LAP TIME	MPH	DIFF	TIME OF DAY
1 -		29.884	1:20.583	73.28	7.658	15:42:47.270
2 -	43.746	29.700	1:13.446 (2)	80.40	0.521	15:44:00.716
3 -	44.299	29.479	1:13.778	80.04	0.853	15:45:14.494
4 -	43.647	29.278	1:12.925 (1)	80.98		15:46:27.419
5 -	44.007	29.534	1:13.541 (3)	80.30	0.616	15:47:40.960
6 -	44.613	29.542	1:14.155	79.63	1.230	15:48:55.115
7 -	44.228	29.600	1:13.828	79.99	0.903	15:50:08.943

P14 16 MK7 (N) Hayden GRAY			Fiesta Zetec S			
IDEAL LAP TIME : 1:13.101		BEST LAP TIME : 1:13.279		DIFFERENCE : 0.178		
LAP	SECTOR 1	SECTOR 2	LAP TIME	MPH	DIFF	TIME OF DAY
1 -		29.608	1:21.433	72.52	8.154	15:42:48.120
2 -	43.937	29.342	1:13.279 (1)	80.59		15:44:01.399
3 -	43.818	29.561	1:13.379 (2)	80.48	0.100	15:45:14.778
4 -	43.885	29.676	1:13.561	80.28	0.282	15:46:28.339
5 -	43.759	30.106	1:13.865	79.95	0.586	15:47:42.204
6 -	44.324	29.759	1:14.083	79.71	0.804	15:48:56.287
7 -	43.853	29.625	1:13.478 (3)	80.37	0.199	15:50:09.765

P15 14 MK7 (N) Atalanta Le BRETON			Fiesta Zetec S			
IDEAL LAP TIME : 1:13.137		BEST LAP TIME : 1:13.137		DIFFERENCE : 0.000		
LAP	SECTOR 1	SECTOR 2	LAP TIME	MPH	DIFF	TIME OF DAY
1 -		30.039	1:22.866	71.26	9.729	15:42:49.553
2 -	43.501	29.636	1:13.137 (1)	80.74		15:44:02.690
3 -	43.865	29.902	1:13.767	80.05	0.630	15:45:16.457
4 -	43.636	29.803	1:13.439 (2)	80.41	0.302	15:46:29.896
5 -	43.652	29.938	1:13.590 (3)	80.25	0.453	15:47:43.486
6 -	43.596	30.267	1:13.863	79.95	0.726	15:48:57.349
7 -	43.686	30.134	1:13.820	80.00	0.683	15:50:11.169

BRSCC Fiesta Junior Championship

RACE 5 - RESTART - SECTOR ANALYSIS



SECTOR 1 = FL to I1, SECTOR 2 = I1 to FL, DIFF = Difference To Personal Best Lap, P = Crossed Finish Line in Pit Lane, D = Time Disallowed

P16 188 MK6 (N) Maggie WEBSTER			Fiesta ST			
IDEAL LAP TIME : 1:13.048		BEST LAP TIME : 1:13.177		DIFFERENCE : 0.129		
LAP	SECTOR 1	SECTOR 2	LAP TIME	MPH	DIFF	TIME OF DAY
1 -		29.807	1:21.886	72.12	8.709	15:42:48.573
2 -	44.065	29.509	1:13.574	80.26	0.397	15:44:02.147
3 -	43.670	29.507	1:13.177 (1)	80.70		15:45:15.324
4 -	43.681	29.658	1:13.339 (2)	80.52	0.162	15:46:28.663
5 -	43.552	29.816	1:13.368 (3)	80.49	0.191	15:47:42.031
6 -	44.368	29.496	1:13.864	79.95	0.687	15:48:55.895
7 -	48.043	29.800	1:17.843	75.86	4.666	15:50:13.738

P17 33 MK7 (N) Aaron BEATTIE			Fiesta Zetec S			
IDEAL LAP TIME : 1:13.950		BEST LAP TIME : 1:13.950		DIFFERENCE : 0.000		
LAP	SECTOR 1	SECTOR 2	LAP TIME	MPH	DIFF	TIME OF DAY
1 -		29.856	1:21.256	72.67	7.306	15:42:47.943
2 -	45.841	29.986	1:15.827	77.88	1.877	15:44:03.770
3 -	44.164	29.786	1:13.950 (1)	79.86		15:45:17.720
4 -	44.249	29.973	1:14.222	79.56	0.272	15:46:31.942
5 -	44.247	30.003	1:14.250	79.53	0.300	15:47:46.192
6 -	44.322	29.846	1:14.168 (2)	79.62	0.218	15:49:00.360
7 -	44.357	29.823	1:14.180 (3)	79.61	0.230	15:50:14.540

P18 29 MK7 (N) Joshua WATTS			Fiesta Zetec S			
IDEAL LAP TIME : 1:12.909		BEST LAP TIME : 1:13.007		DIFFERENCE : 0.098		
LAP	SECTOR 1	SECTOR 2	LAP TIME	MPH	DIFF	TIME OF DAY
1 -		29.753	1:18.060	75.65	5.053	15:42:44.747
2 -	43.837	29.170	1:13.007 (1)	80.89		15:43:57.754
3 -	43.739	30.185	1:13.924 (2)	79.88	0.917	15:45:11.678
4 -	44.578	30.198	1:14.776 (3)	78.97	1.769	15:46:26.454

BRSCC Fiesta Junior Championship

RACE 5 - RESTART - BEST SECTORS

SECTOR 1			SECTOR 2			IDEAL / BEST COMPARISON						
POS	NO	NAME	TIME	NO	NAME	TIME	POS	NO	NAME	IDEAL	BEST	DIFF
									PERFECT LAP	1:11.513		
1	26	LESLIE	42.591	26	LESLIE	28.922	1	26	LESLIE	1:11.513	1:11.607	0.094
2	94	HODGKISS	42.667	94	HODGKISS	29.012	2	94	HODGKISS	1:11.679	1:11.833	0.154
3	272	O'NEILL-GOING	42.677	88	GARFORD	29.036	3	88	GARFORD	1:11.764	1:11.846	0.082
4	88	GARFORD	42.728	12	MERRITT	29.123	4	272	O'NEILL-GOING	1:11.856	1:11.856	0.000
5	87	DAVIES	42.837	87	DAVIES	29.167	5	87	DAVIES	1:12.004	1:12.004	0.000
6	85	MASON	42.993	29	WATTS	29.170	6	12	MERRITT	1:12.140	1:12.140	0.000
7	12	MERRITT	43.017	315	BLOCKLEY	29.174	7	85	MASON	1:12.248	1:12.380	0.132
8	194	BURGESS	43.034	272	O'NEILL-GOING	29.179	8	315	BLOCKLEY	1:12.277	1:12.398	0.121
9	315	BLOCKLEY	43.103	138	FOOTE	29.239	9	194	BURGESS	1:12.306	1:12.316	0.010
10	14	BRETON	43.501	85	MASON	29.255	10	138	FOOTE	1:12.852	1:13.252	0.400
11	188	WEBSTER	43.552	194	BURGESS	29.272	11	29	WATTS	1:12.909	1:13.007	0.098
12	144	FOXLOW	43.555	86	SANT	29.278	12	86	SANT	1:12.925	1:12.925	0.000
13	138	FOOTE	43.613	16	GRAY	29.342	13	144	FOXLOW	1:12.927	1:13.215	0.288
14	86	SANT	43.647	144	FOXLOW	29.372	14	188	WEBSTER	1:13.048	1:13.177	0.129
15	28	DOUGHTY	43.730	28	DOUGHTY	29.485	15	16	GRAY	1:13.101	1:13.279	0.178
16	29	WATTS	43.739	188	WEBSTER	29.496	16	14	BRETON	1:13.137	1:13.137	0.000
17	16	GRAY	43.759	14	BRETON	29.636	17	28	DOUGHTY	1:13.215	1:13.316	0.101
18	33	BEATTIE	44.164	33	BEATTIE	29.786	18	33	BEATTIE	1:13.950	1:13.950	0.000
19												
20												
21												

BRSCC Fiesta Junior Championship

RACE 5 - RED FLAG - FIRST PART RED FLAG STOP - INFORMATION S



Race Distance: 5 Laps / 8.20 miles

NOT CLASSIFIED

DNF	94	MK7	Jacob HODGKISS	Fiesta Zetec S	5	6:05.799		80.72	1:11.903	4	2
DNF	272	MK6 (N)	Jenson O'NEILL-GOING	Fiesta ST	5	6:06.084	0.285	0.285 80.65	1:12.154	2	3
DNF	88	MK7 (N)	Alfie GARFORD	Fiesta Zetec S	5	6:06.746	0.947	0.662 80.51	1:11.993	4	4
DNF	87	MK7 (N)	Archie DAVIES	Fiesta Zetec S	5	6:07.138	1.339	0.392 80.42	1:11.786	2	6
DNF	26	MK7 (N)	Finn LESLIE	Fiesta Zetec S	5	6:07.436	1.637	0.298 80.36	1:11.566	5	1
DNF	29	MK7 (N)	Joshua WATTS	Fiesta Zetec S	5	6:09.139	3.340	1.703 79.99	1:12.521	4	7
DNF	315	MK7	Billy BLOCKLEY	Fiesta Zetec S	5	6:09.505	3.706	0.366 79.91	1:12.300	4	5
DNF	138	MK7 (N)	Henry FOOTE	Fiesta Zetec S	5	6:10.428	4.629	0.923 79.71	1:12.540	4	9
DNF	12	MK7 (N)	Thomas MERRITT	Fiesta Zetec S	5	6:10.604	4.805	0.176 79.67	1:12.331	2	8
DNF	194	MK7 (N)	Jack BURGESS	Fiesta Zetec S	5	6:11.011	5.212	0.407 79.58	1:12.322	3	12
DNF	85	MK7	Jenson MASON	Fiesta Zetec S	5	6:15.568	9.769	4.557 78.62	1:12.083	3	20
DNF	28	MK7	Benjamin DOUGHTY	Fiesta Zetec S	5	6:15.783	9.984	0.215 78.57	1:12.765	2	13
DNF	144	MK6 (N)	George FOXLOW	Fiesta Zetec S	5	6:16.206	10.407	0.423 78.48	1:12.386	3	19
DNF	86	MK7 (N)	Jack SANT	Fiesta Zetec S	5	6:17.316	11.517	1.110 78.25	1:13.013	4	16
DNF	33	MK7 (N)	Aaron BEATTIE	Fiesta Zetec S	5	6:21.493	15.694	4.177 77.40	1:14.231	3	18
DNF	14	MK7 (N)	Atalanta Le BRETON	Fiesta Zetec S	5	6:22.214	16.415	0.721 77.25	1:14.009	4	17
DNF	188	MK6 (N)	Maggie WEBSTER	Fiesta ST	5	6:23.553	17.754	1.339 76.98	1:13.931	4	14
DNF	16	MK7 (N)	Hayden GRAY	Fiesta Zetec S	5	6:25.999	20.200	2.446 76.49	1:13.410	3	15
DNF	169	MK6 (N)	Callie CLIFFORD	Fiesta ST	4	4:59.084	1 Lap	1 Lap 78.98	1:13.004	4	11
DNF	43	MK7 (N)	Daniella SUTTON	Fiesta Zetec S	4	4:59.852	1 Lap	0.768 78.78	1:12.280	2	10
DNF	69	MK7 (N)	Harry LINDLEY	Fiesta Zetec S	3	4:06.351	2 Laps	1 Lap 71.91	1:13.937	3	21

FASTEST LAP

26	MK7 (N)	Finn LESLIE	Fiesta Zetec S	5	1:11.566	82.52 mph	132.80 kph
94	MK7	Jacob HODGKISS	Fiesta Zetec S	4	1:11.903	82.13 mph	132.18 kph
272	MK6 (N)	Jenson O'NEILL-GOING	Fiesta ST	2	1:12.154	81.84 mph	131.72 kph

Red Flag (end of session): 15:25

Weather / Track : Bright / Dry

These results are provisional until the conclusion of any judicial and technical matters.

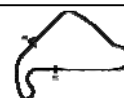
Date: 17/08/2024 Start: 15:18 Finish: 00:00

Silverstone National: 1.6404 miles

Clerk Of Course: Paul Levitt

Stewards:

Timekeeper: Sarah Evans



Results can be found at www.tsl-timing.com

Printed - 15:58 Saturday, 17 August 2024

BRSCC Fiesta Junior Championship

RACE 5 - RESTART - STATISTICS

Competitors Started 18
Planned Start 2024-08-17 @ 15:40:00.000
Actual Start 2024-08-17 @ 15:41:26.686
Finish Time 2024-08-17 @ 15:49:54.531
Track Length 1.6404mi.
Total Laps 123
Total Distance Covered 201.7770mi.

Session Fastest Lap History

NO	CL	NAME	LAP TIME	TIME OF DAY	LAP	VEHICLE
272	MK6 (N)	Jenson O'NEILL-GOING	1:15.386	15:42:42.066	1	Fiesta ST
272	MK6 (N)	Jenson O'NEILL-GOING	1:12.009	15:43:54.075	2	Fiesta ST
94	MK7	Jacob HODGKISS	1:11.895	15:43:54.596	2	Fiesta Zetec S
88	MK7 (N)	Alfie GARFORD	1:11.879	15:43:55.516	2	Fiesta Zetec S
26	MK7 (N)	Finn LESLIE	1:11.607	15:43:55.764	2	Fiesta Zetec S

Session Leader History

NO	CL	NAME	FROM LAP	LAPS LED	DISTANCE	VEHICLE
272	MK6 (N)	Jenson O'NEILL-GOING	1	7	11.48 miles	Fiesta ST

Flag History

TYPE	TIME OF DAY
GREEN	15:41:26.686
FINISH	15:49:54.531

Flag Statistics

TYPE	COUNT	TOTAL LAPS	TOTAL TIME
Green	1	7	9:09.701
Red	0	0	0.000
Safety Car	0	0	0.000
FCY	0	0	0.000

BRSCC Fiesta Junior Championship

RACE 5 - RESTART - STATISTICS

CLASS : MK6 (N)

3 Starters

Fastest Lap History

NO	NAME	LAP TIME	TIME OF DAY	LAP	VEHICLE
272	Jenson O'NEILL-GOING	1:15.386	15:42:42.066	1	Fiesta ST
272	Jenson O'NEILL-GOING	1:12.009	15:43:54.075	2	Fiesta ST
272	Jenson O'NEILL-GOING	1:11.856	15:45:05.930	3	Fiesta ST

Leader History

NO	NAME	FROM LAP	LAPS LED	DISTANCE	VEHICLE
272	Jenson O'NEILL-GOING	1	7	11.48 miles	Fiesta ST

BRSCC Fiesta Junior Championship
RACE 5 - RESTART - STATISTICS

CLASS : MK7

4 Starters

Fastest Lap History

NO	NAME	LAP TIME	TIME OF DAY	LAP	VEHICLE
94	Jacob HODGKISS	1:16.010	15:42:42.702	1	Fiesta Zetec S
94	Jacob HODGKISS	1:11.895	15:43:54.596	2	Fiesta Zetec S
94	Jacob HODGKISS	1:11.833	15:45:06.429	3	Fiesta Zetec S

Leader History

NO	NAME	FROM LAP	LAPS LED	DISTANCE	VEHICLE
94	Jacob HODGKISS	1	6	9.84 miles	Fiesta Zetec S
315	Billy BLOCKLEY	7	1	1.64 miles	Fiesta Zetec S

BRSCC Fiesta Junior Championship

RACE 5 - RESTART - STATISTICS

CLASS : MK7 (N)

11 Starters

Fastest Lap History

NO	NAME	LAP TIME	TIME OF DAY	LAP	VEHICLE
88	Alfie GARFORD	1:16.956	15:42:43.637	1	Fiesta Zetec S
88	Alfie GARFORD	1:11.879	15:43:55.516	2	Fiesta Zetec S
26	Finn LESLIE	1:11.607	15:43:55.764	2	Fiesta Zetec S

Leader History

NO	NAME	FROM LAP	LAPS LED	DISTANCE	VEHICLE
88	Alfie GARFORD	1	2	3.28 miles	Fiesta Zetec S
26	Finn LESLIE	3	5	8.20 miles	Fiesta Zetec S

BRSCC Fiesta Junior Championship
RACE 11 - GRID (15 minutes) - AMENDED



ROW 11		21	28 Benjamin DOUGHTY
	20		26 Finn LESLIE
ROW 10		19	69 Harry LINDLEY
	18		43 Daniella SUTTON
ROW 9		17	169 Callie CLIFFORD
	16		29 Joshua WATTS
ROW 8		15	33 Aaron BEATTIE
	14		188 Maggie WEBSTER
ROW 7		13	14 Atalanta Le BRETON
	12		16 Hayden GRAY
ROW 6		11	86 Jack SANT
	10		144 George FOXLOW
ROW 5		9	138 Henry FOOTE
	8		94 Jacob HODGKISS
ROW 4		7	194 Jack BURGESS
	6		85 Jenson MASON
ROW 3		5	87 Archie DAVIES
	4		88 Alfie GARFORD
ROW 2		3	315 Billy BLOCKLEY
	2		12 Thomas MERRITT
ROW 1		1	272 Jenson O'NEILL-GOING
Pole			

These results are provisional until the conclusion of any judicial and technical matters.

Silverstone National: 1.6404 miles

Clerk Of Course: Paul Levitt	Stewards:	Timekeeper: Sarah Evans	
------------------------------	-----------	-------------------------	--

Results can be found at www.tsl-timing.com

Printed - 09:29 Sunday, 18 August 2024



BRSCC Fiesta Junior Championship

RACE 11 - CLASSIFICATION

Race Distance: 13 Laps / 21.32 miles



DRIVEN BY RACING

POS	NO	CL	PIC	NAME	ENTRY	LAPS	TIME	GAP	DIFF	MPH	BEST	ON	GRD	↑↓
1	94	MK7	1	Jacob HODGKISS	Fiesta Zetec S	13	15:41.721			81.52	1:11.300	10	8	7
2	272	MK6 (N)	1	Jenson O'NEILL-GOING	Fiesta ST	13	15:41.903	0.182	0.182	81.50	1:11.790	2	1	-1
3	88	MK7 (N)	1	Alfie GARFORD	Fiesta Zetec S	13	15:42.203	0.482	0.300	81.48	1:11.370	9	4	1
4	26	MK7 (N)	2	Finn LESLIE	Fiesta Zetec S	13	15:43.482	1.761	1.279	81.37	1:11.164	8	20	16
5	87	MK7 (N)	3	Archie DAVIES	Fiesta Zetec S	13	15:46.484	4.763	3.002	81.11	1:11.692	10	5	0
6	12	MK7 (N)	4	Thomas MERRITT	Fiesta Zetec S	13	15:46.797	5.076	0.313	81.08	1:11.580	10	2	-4
7	315	MK7	2	Billy BLOCKLEY	Fiesta Zetec S	13	15:48.205	6.484	1.408	80.96	1:11.872	7	3	-4
8	85*	MK7	3	Jenson MASON	Fiesta Zetec S	13	15:50.478	8.757	2.273	80.77	1:11.734	9	6	-2
9	138	MK7 (N)	5	Henry FOOTE	Fiesta Zetec S	13	15:51.360	9.639	0.882	80.69	1:11.988	2	9	0
10	86	MK7 (N)	6	Jack SANT	Fiesta Zetec S	13	15:51.715	9.994	0.355	80.66	1:12.187	4	11	1
11	144	MK6 (N)	2	George FOXLOW	Fiesta Zetec S	13	15:55.707	13.986	3.992	80.33	1:12.566	4	10	-1
12	194	MK7 (N)	7	Jack BURGESS	Fiesta Zetec S	13	15:55.932	14.211	0.225	80.31	1:12.182	10	7	-5
13	16	MK7 (N)	8	Hayden GRAY	Fiesta Zetec S	13	15:56.254	14.533	0.322	80.28	1:12.359	5	12	-1
14	169	MK6 (N)	3	Callie CLIFFORD	Fiesta ST	13	15:56.896	15.175	0.642	80.23	1:12.344	13	17	3
15	28	MK7	4	Benjamin DOUGHTY	Fiesta Zetec S	13	16:00.255	18.534	3.359	79.95	1:12.098	5	21	6
16	69	MK7 (N)	9	Harry LINDLEY	Fiesta Zetec S	13	16:12.286	30.565	12.031	78.96	1:12.960	6	19	3
17	188	MK6 (N)	4	Maggie WEBSTER	Fiesta ST	13	16:14.277	32.556	1.991	78.80	1:12.837	11	14	-3
18	33	MK7 (N)	10	Aaron BEATTIE	Fiesta Zetec S	13	16:14.729	33.008	0.452	78.76	1:13.640	9	15	-3
19	14	MK7 (N)	11	Atalanta Le BRETON	Fiesta Zetec S	13	16:23.056	41.335	8.327	78.09	1:13.887	10	13	-6

NOT CLASSIFIED

DNF	29	MK7 (N)		Joshua WATTS	Fiesta Zetec S	0							16	
-----	----	---------	--	--------------	----------------	---	--	--	--	--	--	--	----	--

NOT STARTED

NS	43	MK7 (N)		Daniella SUTTON	Fiesta Zetec S								18	
----	----	---------	--	-----------------	----------------	--	--	--	--	--	--	--	----	--

FASTEST LAP

26	MK7 (N)	Finn LESLIE	Fiesta Zetec S	8	1:11.164	82.98 mph	133.55 kph
94	MK7	Jacob HODGKISS	Fiesta Zetec S	10	1:11.300	82.82 mph	133.29 kph
272	MK6 (N)	Jenson O'NEILL-GOING	Fiesta ST	2	1:11.790	82.26 mph	132.38 kph

Comments: Car 85 - 5 second penalty - Track Limits

Weather / Track : Bright / Dry

These results are provisional until the conclusion of any judicial and technical matters.

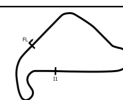
Date: 18/08/2024 Start: 10:32 Finish: 10:48

Silverstone National: 1.6404 miles

Clerk Of Course: Paul Levitt

Stewards:

Timekeeper: Sarah Evans



Results can be found at www.tsl-timing.com

Printed - 10:50 Sunday, 18 August 2024

BRSCC Fiesta Junior Championship

RACE 11 - LAP CHART

LAP 1 @ 10:34:08.833			LAP 2 @ 10:35:20.623			LAP 3 @ 10:36:32.668			LAP 4 @ 10:37:44.821			LAP 5 @ 10:38:57.113		
NO	BEHIND	LAP TIME	NO	BEHIND	LAP TIME	NO	BEHIND	LAP TIME	NO	BEHIND	LAP TIME	NO	BEHIND	LAP TIME
272		1:15.835	272		1:11.790	272		1:12.045	272		1:12.153	272		1:12.292
12	1.136	1:16.971	88	2.143	1:12.514	94	3.220	1:12.803	94	3.036	1:11.969	94	2.680	1:11.936
88	1.419	1:17.254	12	2.179	1:12.833	88	3.308	1:13.210	88	3.509	1:12.354	88	3.301	1:12.084
315	1.774	1:17.609	315	2.310	1:12.326	85	4.258	1:13.465	85	4.000	1:11.895	85	3.960	1:12.252
94	2.119	1:17.954	94	2.462	1:12.133	87	4.480	1:13.203	87	4.544	1:12.217	87	4.212	1:11.960
85	2.729	1:18.564	85	2.838	1:11.899	12	4.487	1:14.353	12	4.948	1:12.614	12	4.554	1:11.898
138	3.054	1:18.889	138	3.252	1:11.988	315	4.902	1:14.637	138	5.556	1:12.176	315	5.742	1:12.384
87	3.166	1:19.001	87	3.322	1:11.946	138	5.533	1:14.326	315	5.650	1:12.901	26	5.888	1:11.845
144	4.771	1:20.606	86	5.584	1:12.576	86	6.154	1:12.615	86	6.188	1:12.187	138	6.568	1:13.304
86	4.798	1:20.633	144	6.564	1:13.583	26	6.799	1:11.931	26	6.335	1:11.689	86	6.819	1:12.923
16	4.934	1:20.769	26	6.913	1:12.534	144	7.410	1:12.891	144	7.823	1:12.566	144	8.393	1:12.862
26	6.169	1:22.004	16	7.493	1:14.349	16	8.559	1:13.111	16	9.158	1:12.752	16	9.225	1:12.359
194	6.237	1:22.072	169	8.067	1:13.139	169	8.895	1:12.873	169	9.548	1:12.806	28	9.798	1:12.098
28	6.499	1:22.334	28	8.099	1:13.390	194	9.251	1:12.925	28	9.992	1:12.588	169	10.013	1:12.757
169	6.718	1:22.553	194	8.371	1:13.924	28	9.557	1:13.503	194	10.140	1:13.042	194	10.229	1:12.381
33	8.011	1:23.846	33	10.177	1:13.956	33	12.072	1:13.940	33	14.031	1:14.112	33	15.962	1:14.223
69	11.568	1:27.403	69	14.102	1:14.324	69	15.598	1:13.541	69	17.291	1:13.846	69	18.582	1:13.583
14	13.049	1:28.884	14	16.425	1:15.166	14	19.345	1:14.965	14	21.651	1:14.459	14	23.397	1:14.038
188	18.458	1:34.293	188	20.568	1:13.900	188	21.671	1:13.148	188	22.773	1:13.255	188	23.617	1:13.136

BRSCC Fiesta Junior Championship

RACE 11 - LAP CHART

LAP 6 @ 10:40:09.231			LAP 7 @ 10:41:21.189			LAP 8 @ 10:42:33.154			LAP 9 @ 10:43:45.027			LAP 10 @ 10:44:57.219		
NO	BEHIND	LAP TIME	NO	BEHIND	LAP TIME	NO	BEHIND	LAP TIME	NO	BEHIND	LAP TIME	NO	BEHIND	LAP TIME
272		1:12.118	272		1:11.958	272		1:11.965	272		1:11.873	272		1:12.192
94	2.559	1:11.997	94	2.319	1:11.718	94	1.882	1:11.528	94	1.476	1:11.467	94	0.584	1:11.300
88	3.024	1:11.841	88	2.845	1:11.779	88	2.523	1:11.643	88	2.020	1:11.370	88	1.506	1:11.678
85	4.123	1:12.281	85	4.298	1:12.133	85	4.271	1:11.938	85	4.132	1:11.734	26	3.655	1:11.617
87	4.166	1:12.072	87	4.686	1:12.478	26	4.879	1:11.164	26	4.230	1:11.224	85	4.663	1:12.723
12	4.428	1:11.992	12	5.034	1:12.564	12	5.526	1:12.457	12	5.731	1:12.078	12	5.119	1:11.580
26	5.962	1:12.192	26	5.680	1:11.676	87	6.018	1:13.297	87	5.946	1:11.801	87	5.446	1:11.692
315	6.475	1:12.851	315	6.389	1:11.872	315	6.693	1:12.269	315	7.037	1:12.217	315	6.988	1:12.143
138	7.515	1:13.065	138	8.253	1:12.696	138	8.718	1:12.430	138	9.258	1:12.413	138	9.359	1:12.293
86	7.687	1:12.986	86	8.491	1:12.762	86	8.947	1:12.421	86	9.462	1:12.388	86	9.574	1:12.304
144	9.208	1:12.933	144	9.927	1:12.677	144	10.608	1:12.646	144	11.662	1:12.927	144	12.548	1:13.078
16	9.644	1:12.537	16	10.265	1:12.579	16	10.961	1:12.661	16	12.191	1:13.103	16	12.867	1:12.868
28	10.352	1:12.672	194	11.276	1:12.565	28	12.662	1:13.343	194	13.850	1:12.887	194	13.840	1:12.182
194	10.669	1:12.558	28	11.284	1:12.890	194	12.836	1:13.525	28	14.140	1:13.351	28	14.586	1:12.638
169	11.009	1:13.114	169	11.493	1:12.442	169	13.228	1:13.700	169	14.404	1:13.049	169	14.889	1:12.677
33	18.522	1:14.678	69	20.670	1:13.204	69	22.023	1:13.318	69	23.922	1:13.772	69	25.753	1:14.023
69	19.424	1:12.960	33	21.350	1:14.786	33	23.922	1:14.537	33	25.689	1:13.640	33	27.610	1:14.113
188	25.396	1:13.897	188	26.532	1:13.094	188	27.755	1:13.188	188	28.950	1:13.068	188	29.652	1:12.894
14	26.469	1:15.190	14	29.332	1:14.821	14	31.918	1:14.551	14	34.355	1:14.310	14	36.050	1:13.887

BRSCC Fiesta Junior Championship

RACE 11 - LAP CHART

LAP 11 @ 10:46:09.427			LAP 12 @ 10:47:22.128			LAP 13 @ 10:48:34.719		
NO	BEHIND	LAP TIME	NO	BEHIND	LAP TIME	NO	BEHIND	LAP TIME
272		1:12.208	94		1:12.523	94		1:12.591
94	0.178	1:11.802	272	0.179	1:12.880	272	0.182	1:12.594
88	1.022	1:11.724	88	0.431	1:12.110	88	0.482	1:12.642
26	3.335	1:11.888	26	2.387	1:11.753	26	1.761	1:11.965
85	4.796	1:12.341	85	4.271	1:12.176	85	3.757	1:12.077
12	5.079	1:12.168	12	4.586	1:12.208	87	4.763	1:12.598
87	5.396	1:12.158	87	4.756	1:12.061	12	5.076	1:13.081
315	6.905	1:12.125	315	6.690	1:12.486	315	6.484	1:12.385
138	9.795	1:12.644	138	9.912	1:12.818	138	9.639	1:12.318
86	10.119	1:12.753	86	10.154	1:12.736	86	9.994	1:12.431
144	13.475	1:13.135	144	13.776	1:13.002	144	13.986	1:12.801
16	13.913	1:13.254	16	14.032	1:12.820	194	14.211	1:12.536
194	14.179	1:12.547	194	14.266	1:12.788	16	14.533	1:13.092
169	15.595	1:12.914	169	15.422	1:12.528	169	15.175	1:12.344
28	16.718	1:14.340	28	17.396	1:13.379	28	18.534	1:13.729
69	27.623	1:14.078	69	28.893	1:13.971	69	30.565	1:14.263
33	29.613	1:14.211	33	30.916	1:14.004	188	32.556	1:14.083
188	30.281	1:12.837	188	31.064	1:13.484	33	33.008	1:14.683
14	38.155	1:14.313	14	39.633	1:14.179	14	41.335	1:14.293

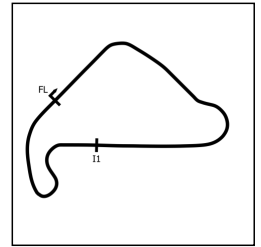
BRSCC Fiesta Junior Championship

RACE 11 - POSITION CHART

No	Name	Lap														
		Pos	1	2	3	4	5	6	7	8	9	10	11	12	13	
272	O'NEILL-GOING	1	272	272	272	272	272	272	272	272	272	272	272	272	94	94
12	MERRITT	2	12	88	94	94	94	94	94	94	94	94	94	94	272	272
315	BLOCKLEY	3	88	12	88	88	88	88	88	88	88	88	88	88	88	88
88	GARFORD	4	315	315	85	85	85	85	85	85	85	26	26	26	26	26
87	DAVIES	5	94	94	87	87	87	87	87	26	26	85	85	85	85	85
85	MASON	6	85	85	12	12	12	12	12	12	12	12	12	12	12	87
194	BURGESS	7	138	138	315	138	315	26	26	87	87	87	87	87	87	12
94	HODGKISS	8	87	87	138	315	26	315	315	315	315	315	315	315	315	315
138	FOOTE	9	144	86	86	86	138	138	138	138	138	138	138	138	138	138
144	FOXLOW	10	86	144	26	26	86	86	86	86	86	86	86	86	86	86
86	SANT	11	16	26	144	144	144	144	144	144	144	144	144	144	144	144
16	GRAY	12	26	16	16	16	16	16	16	16	16	16	16	16	16	194
14	BRETON	13	194	169	169	169	28	28	194	28	194	194	194	194	194	16
188	WEBSTER	14	28	28	194	28	169	194	28	194	28	28	169	169	169	169
33	BEATTIE	15	169	194	28	194	194	169	169	169	169	169	28	28	28	28
29	WATTS	16	33	33	33	33	33	33	69	69	69	69	69	69	69	69
169	CLIFFORD	17	69	69	69	69	69	69	33	33	33	33	33	33	33	188
43	SUTTON	18	14	14	14	14	14	188	188	188	188	188	188	188	188	33
69	LINDLEY	19	188	188	188	188	188	14	14	14	14	14	14	14	14	14
26	LESLIE	20														
28	DOUGHTY	21														

BRSCC Fiesta Junior Championship

RACE 11 - SECTOR ANALYSIS



SECTOR 1 = FL to I1, SECTOR 2 = I1 to FL, DIFF = Difference To Personal Best Lap, P = Crossed Finish Line in Pit Lane, D = Time Disallowed

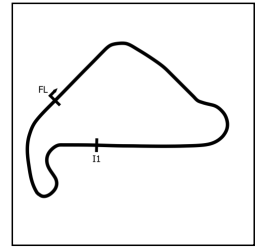
P1 94 MK7 Jacob HODGISS			Fiesta Zetec S			
IDEAL LAP TIME : 1:11.300		BEST LAP TIME : 1:11.300		DIFFERENCE : 0.000		
LAP	SECTOR 1	SECTOR 2	LAP TIME	MPH	DIFF	TIME OF DAY
1 -		29.346	1:17.954	75.75	6.654	10:34:10.952
2 -	42.897	29.236	1:12.133	81.87	0.833	10:35:23.085
3 -	43.663	29.140	1:12.803	81.11	1.503	10:36:35.888
4 -	43.095	28.874	1:11.969	82.05	0.669	10:37:47.857
5 -	42.946	28.990	1:11.936	82.09	0.636	10:38:59.793
6 -	42.957	29.040	1:11.997	82.02	0.697	10:40:11.790
7 -	42.850	28.868	1:11.718	82.34	0.418	10:41:23.508
8 -	42.614	28.914	1:11.528 (3)	82.56	0.228	10:42:35.036
9 -	42.593	28.874	1:11.467 (2)	82.63	0.167	10:43:46.503
10 -	42.509	28.791	1:11.300 (1)	82.82		10:44:57.803
11 -	42.669	29.133	1:11.802	82.24	0.502	10:46:09.605
12 -	43.268	29.255	1:12.523	81.43	1.223	10:47:22.128
13 -	43.497	29.094	1:12.591	81.35	1.291	10:48:34.719

P2 272 MK6 (N) Jenson O'NEILL-GOING			Fiesta ST			
IDEAL LAP TIME : 1:11.774		BEST LAP TIME : 1:11.790		DIFFERENCE : 0.016		
LAP	SECTOR 1	SECTOR 2	LAP TIME	MPH	DIFF	TIME OF DAY
1 -		29.201	1:15.835	77.87	4.045	10:34:08.833
2 -	42.656	29.134	1:11.790 (1)	82.26		10:35:20.623
3 -	42.878	29.167	1:12.045	81.97	0.255	10:36:32.668
4 -	42.815	29.338	1:12.153	81.84	0.363	10:37:44.821
5 -	43.062	29.230	1:12.292	81.69	0.502	10:38:57.113
6 -	42.895	29.223	1:12.118	81.88	0.328	10:40:09.231
7 -	42.784	29.174	1:11.958 (3)	82.07	0.168	10:41:21.189
8 -	42.825	29.140	1:11.965	82.06	0.175	10:42:33.154
9 -	42.755	29.118	1:11.873 (2)	82.16	0.083	10:43:45.027
10 -	42.956	29.236	1:12.192	81.80	0.402	10:44:57.219
11 -	42.943	29.265	1:12.208	81.78	0.418	10:46:09.427
12 -	43.397	29.483	1:12.880	81.03	1.090	10:47:22.307
13 -	43.268	29.326	1:12.594	81.35	0.804	10:48:34.901

P3 88 MK7 (N) Alfie GARFORD			Fiesta Zetec S			
IDEAL LAP TIME : 1:11.370		BEST LAP TIME : 1:11.370		DIFFERENCE : 0.000		
LAP	SECTOR 1	SECTOR 2	LAP TIME	MPH	DIFF	TIME OF DAY
1 -		29.597	1:17.254	76.44	5.884	10:34:10.252
2 -	42.990	29.524	1:12.514	81.44	1.144	10:35:22.766
3 -	43.807	29.403	1:13.210	80.66	1.840	10:36:35.976
4 -	43.140	29.214	1:12.354	81.62	0.984	10:37:48.330
5 -	42.897	29.187	1:12.084	81.92	0.714	10:39:00.414
6 -	42.808	29.033	1:11.841	82.20	0.471	10:40:12.255
7 -	42.713	29.066	1:11.779	82.27	0.409	10:41:24.034
8 -	42.687	28.956	1:11.643 (2)	82.43	0.273	10:42:35.677
9 -	42.455	28.915	1:11.370 (1)	82.74		10:43:47.047
10 -	42.697	28.981	1:11.678 (3)	82.39	0.308	10:44:58.725
11 -	42.685	29.039	1:11.724	82.33	0.354	10:46:10.449
12 -	43.084	29.026	1:12.110	81.89	0.740	10:47:22.559
13 -	43.219	29.423	1:12.642	81.29	1.272	10:48:35.201

BRSCC Fiesta Junior Championship

RACE 11 - SECTOR ANALYSIS



SECTOR 1 = FL to I1, SECTOR 2 = I1 to FL, DIFF = Difference To Personal Best Lap, P = Crossed Finish Line in Pit Lane, D = Time Disallowed

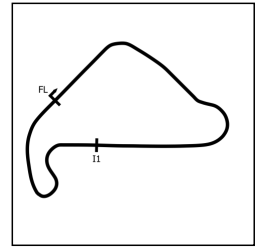
P4 26 MK7 (N) Finn LESLIE			Fiesta Zetec S			
IDEAL LAP TIME : 1:11.164		BEST LAP TIME : 1:11.164	DIFFERENCE : 0.000			
LAP	SECTOR 1	SECTOR 2	LAP TIME	MPH	DIFF	TIME OF DAY
1 -		29.878	1:22.004	72.01	10.840	10:34:15.002
2 -	43.486	29.048	1:12.534	81.41	1.370	10:35:27.536
3 -	43.081	28.850	1:11.931	82.10	0.767	10:36:39.467
4 -	42.700	28.989	1:11.689	82.37	0.525	10:37:51.156
5 -	42.830	29.015	1:11.845	82.20	0.681	10:39:03.001
6 -	43.234	28.958	1:12.192	81.80	1.028	10:40:15.193
7 -	42.791	28.885	1:11.676	82.39	0.512	10:41:26.869
8 -	42.343	28.821	1:11.164 (1)	82.98		10:42:38.033
9 -	42.357	28.867	1:11.224 (2)	82.91	0.060	10:43:49.257
10 -	42.735	28.882	1:11.617 (3)	82.46	0.453	10:45:00.874
11 -	42.928	28.960	1:11.888	82.15	0.724	10:46:12.762
12 -	42.792	28.961	1:11.753	82.30	0.589	10:47:24.515
13 -	43.012	28.953	1:11.965	82.06	0.801	10:48:36.480

P5 87 MK7 (N) Archie DAVIES			Fiesta Zetec S			
IDEAL LAP TIME : 1:11.529		BEST LAP TIME : 1:11.692	DIFFERENCE : 0.163			
LAP	SECTOR 1	SECTOR 2	LAP TIME	MPH	DIFF	TIME OF DAY
1 -		30.291	1:19.001	74.75	7.309	10:34:11.999
2 -	42.877	29.069	1:11.946 (3)	82.08	0.254	10:35:23.945
3 -	43.612	29.591	1:13.203	80.67	1.511	10:36:37.148
4 -	43.197	29.020	1:12.217	81.77	0.525	10:37:49.365
5 -	42.969	28.991	1:11.960	82.06	0.268	10:39:01.325
6 -	42.820	29.252	1:12.072	81.94	0.380	10:40:13.397
7 -	43.475	29.003	1:12.478	81.48	0.786	10:41:25.875
8 -	42.946	30.351	1:13.297	80.57	1.605	10:42:39.172
9 -	42.641	29.160	1:11.801 (2)	82.25	0.109	10:43:50.973
10 -	42.538	29.154	1:11.692 (1)	82.37		10:45:02.665
11 -	43.026	29.132	1:12.158	81.84	0.466	10:46:14.823
12 -	42.770	29.291	1:12.061	81.95	0.369	10:47:26.884
13 -	43.417	29.181	1:12.598	81.34	0.906	10:48:39.482

P6 12 MK7 (N) Thomas MERRITT			Fiesta Zetec S			
IDEAL LAP TIME : 1:11.580		BEST LAP TIME : 1:11.580	DIFFERENCE : 0.000			
LAP	SECTOR 1	SECTOR 2	LAP TIME	MPH	DIFF	TIME OF DAY
1 -		29.430	1:16.971	76.72	5.391	10:34:09.969
2 -	43.204	29.629	1:12.833	81.08	1.253	10:35:22.802
3 -	44.621	29.732	1:14.353	79.42	2.773	10:36:37.155
4 -	43.624	28.990	1:12.614	81.32	1.034	10:37:49.769
5 -	42.786	29.112	1:11.898 (2)	82.13	0.318	10:39:01.667
6 -	42.830	29.162	1:11.992 (3)	82.03	0.412	10:40:13.659
7 -	43.395	29.169	1:12.564	81.38	0.984	10:41:26.223
8 -	42.797	29.660	1:12.457	81.50	0.877	10:42:38.680
9 -	42.915	29.163	1:12.078	81.93	0.498	10:43:50.758
10 -	42.597	28.983	1:11.580 (1)	82.50		10:45:02.338
11 -	42.896	29.272	1:12.168	81.83	0.588	10:46:14.506
12 -	42.866	29.342	1:12.208	81.78	0.628	10:47:26.714
13 -	43.817	29.264	1:13.081	80.80	1.501	10:48:39.795

BRSCC Fiesta Junior Championship

RACE 11 - SECTOR ANALYSIS



SECTOR 1 = FL to I1, SECTOR 2 = I1 to FL, DIFF = Difference To Personal Best Lap, P = Crossed Finish Line in Pit Lane, D = Time Disallowed

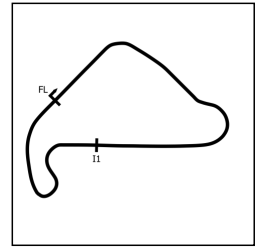
P7 315 MK7 Billy BLOCKLEY			Fiesta Zetec S			
IDEAL LAP TIME : 1:11.872		BEST LAP TIME : 1:11.872		DIFFERENCE : 0.000		
LAP	SECTOR 1	SECTOR 2	LAP TIME	MPH	DIFF	TIME OF DAY
1 -		29.603	1:17.609	76.09	5.737	10:34:10.607
2 -	43.076	29.250	1:12.326	81.65	0.454	10:35:22.933
3 -	45.448	29.189	1:14.637	79.12	2.765	10:36:37.570
4 -	43.673	29.228	1:12.901	81.00	1.029	10:37:50.471
5 -	43.358	29.026	1:12.384	81.58	0.512	10:39:02.855
6 -	43.853	28.998	1:12.851	81.06	0.979	10:40:15.706
7 -	42.916	28.956	1:11.872 (1)	82.16		10:41:27.578
8 -	43.144	29.125	1:12.269	81.71	0.397	10:42:39.847
9 -	43.144	29.073	1:12.217	81.77	0.345	10:43:52.064
10 -	43.034	29.109	1:12.143 (3)	81.86	0.271	10:45:04.207
11 -	43.024	29.101	1:12.125 (2)	81.88	0.253	10:46:16.332
12 -	43.327	29.159	1:12.486	81.47	0.614	10:47:28.818
13 -	43.212	29.173	1:12.385	81.58	0.513	10:48:41.203

P8 85 MK7 Jenson MASON			Fiesta Zetec S			
IDEAL LAP TIME : 1:11.425		BEST LAP TIME : 1:11.734		DIFFERENCE : 0.309		
LAP	SECTOR 1	SECTOR 2	LAP TIME	MPH	DIFF	TIME OF DAY
1 -		29.869	1:18.564	75.17	6.830	10:34:11.562
2 -	42.463	29.436	1:11.899 (3)	82.13	0.165	10:35:23.461
3 -	43.942	29.523	1:13.465	80.38	1.731	10:36:36.926
4 -	42.812	29.083	1:11.895 (2)	82.14	0.161	10:37:48.821
5 -	43.086	29.166	1:12.252	81.73	0.518	10:39:01.073
6 -	42.906	29.375	1:12.281	81.70	0.547	10:40:13.354
7 -	43.171	28.962	1:12.133	81.87	0.399	10:41:25.487
8 -	42.958	28.980	1:11.938	82.09	0.204	10:42:37.425
9 -	42.725	29.009	1:11.734 (1)	82.32		10:43:49.159
10 -	43.456	29.267	1:12.723	81.20	0.989	10:45:01.882
11 -	43.096	29.245	1:12.341	81.63	0.607	10:46:14.223
12 -	42.905	29.271	1:12.176	81.82	0.442	10:47:26.399
13 -	42.927	29.150	1:12.077	81.93	0.343	10:48:38.476

P9 138 MK7 (N) Henry FOOTE			Fiesta Zetec S			
IDEAL LAP TIME : 1:11.845		BEST LAP TIME : 1:11.988		DIFFERENCE : 0.143		
LAP	SECTOR 1	SECTOR 2	LAP TIME	MPH	DIFF	TIME OF DAY
1 -		29.677	1:18.889	74.86	6.901	10:34:11.887
2 -	42.875	29.113	1:11.988 (1)	82.03		10:35:23.875
3 -	45.236	29.090	1:14.326	79.45	2.338	10:36:38.201
4 -	43.206	28.970	1:12.176 (2)	81.82	0.188	10:37:50.377
5 -	43.732	29.572	1:13.304	80.56	1.316	10:39:03.681
6 -	43.638	29.427	1:13.065	80.82	1.077	10:40:16.746
7 -	43.593	29.103	1:12.696	81.23	0.708	10:41:29.442
8 -	43.176	29.254	1:12.430	81.53	0.442	10:42:41.872
9 -	43.267	29.146	1:12.413	81.55	0.425	10:43:54.285
10 -	43.132	29.161	1:12.293 (3)	81.69	0.305	10:45:06.578
11 -	43.432	29.212	1:12.644	81.29	0.656	10:46:19.222
12 -	43.373	29.445	1:12.818	81.10	0.830	10:47:32.040
13 -	43.163	29.155	1:12.318	81.66	0.330	10:48:44.358

BRSCC Fiesta Junior Championship

RACE 11 - SECTOR ANALYSIS



SECTOR 1 = FL to I1, SECTOR 2 = I1 to FL, DIFF = Difference To Personal Best Lap, P = Crossed Finish Line in Pit Lane, D = Time Disallowed

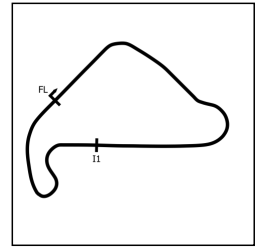
P10 86 MK7 (N) Jack SANT			Fiesta Zetec S			
IDEAL LAP TIME : 1:12.079		BEST LAP TIME : 1:12.187		DIFFERENCE : 0.108		
LAP	SECTOR 1	SECTOR 2	LAP TIME	MPH	DIFF	TIME OF DAY
1 -		30.413	1:20.633	73.24	8.446	10:34:13.631
2 -	43.092	29.484	1:12.576	81.37	0.389	10:35:26.207
3 -	43.483	29.132	1:12.615	81.32	0.428	10:36:38.822
4 -	43.057	29.130	1:12.187 (1)	81.81		10:37:51.009
5 -	43.581	29.342	1:12.923	80.98	0.736	10:39:03.932
6 -	43.435	29.551	1:12.986	80.91	0.799	10:40:16.918
7 -	43.507	29.255	1:12.762	81.16	0.575	10:41:29.680
8 -	43.123	29.298	1:12.421	81.54	0.234	10:42:42.101
9 -	42.949	29.439	1:12.388 (3)	81.58	0.201	10:43:54.489
10 -	43.094	29.210	1:12.304 (2)	81.67	0.117	10:45:06.793
11 -	43.520	29.233	1:12.753	81.17	0.566	10:46:19.546
12 -	43.464	29.272	1:12.736	81.19	0.549	10:47:32.282
13 -	43.036	29.395	1:12.431	81.53	0.244	10:48:44.713

P11 144 MK6 (N) George FOXLOW			Fiesta Zetec S			
IDEAL LAP TIME : 1:12.394		BEST LAP TIME : 1:12.566		DIFFERENCE : 0.172		
LAP	SECTOR 1	SECTOR 2	LAP TIME	MPH	DIFF	TIME OF DAY
1 -		30.880	1:20.606	73.26	8.040	10:34:13.604
2 -	44.338	29.245	1:13.583	80.25	1.017	10:35:27.187
3 -	43.735	29.156	1:12.891	81.02	0.325	10:36:40.078
4 -	43.248	29.318	1:12.566 (1)	81.38		10:37:52.644
5 -	43.550	29.312	1:12.862	81.05	0.296	10:39:05.506
6 -	43.694	29.239	1:12.933	80.97	0.367	10:40:18.439
7 -	43.531	29.146	1:12.677 (3)	81.25	0.111	10:41:31.116
8 -	43.413	29.233	1:12.646 (2)	81.29	0.080	10:42:43.762
9 -	43.570	29.357	1:12.927	80.98	0.361	10:43:56.689
10 -	43.709	29.369	1:13.078	80.81	0.512	10:45:09.767
11 -	43.835	29.300	1:13.135	80.75	0.569	10:46:22.902
12 -	43.684	29.318	1:13.002	80.89	0.436	10:47:35.904
13 -	43.429	29.372	1:12.801	81.12	0.235	10:48:48.705

P12 194 MK7 (N) Jack BURGESS			Fiesta Zetec S			
IDEAL LAP TIME : 1:12.006		BEST LAP TIME : 1:12.182		DIFFERENCE : 0.176		
LAP	SECTOR 1	SECTOR 2	LAP TIME	MPH	DIFF	TIME OF DAY
1 -		32.643	1:22.072	71.95	9.890	10:34:15.070
2 -	44.612	29.312	1:13.924	79.88	1.742	10:35:28.994
3 -	43.735	29.190	1:12.925	80.98	0.743	10:36:41.919
4 -	43.419	29.623	1:13.042	80.85	0.860	10:37:54.961
5 -	42.990	29.391	1:12.381 (2)	81.59	0.199	10:39:07.342
6 -	43.469	29.089	1:12.558	81.39	0.376	10:40:19.900
7 -	43.188	29.377	1:12.565	81.38	0.383	10:41:32.465
8 -	44.509	29.016	1:13.525	80.32	1.343	10:42:45.990
9 -	43.516	29.371	1:12.887	81.02	0.705	10:43:58.877
10 -	43.128	29.054	1:12.182 (1)	81.81		10:45:11.059
11 -	43.170	29.377	1:12.547	81.40	0.365	10:46:23.606
12 -	43.248	29.540	1:12.788	81.13	0.606	10:47:36.394
13 -	43.239	29.297	1:12.536 (3)	81.41	0.354	10:48:48.930

BRSCC Fiesta Junior Championship

RACE 11 - SECTOR ANALYSIS



SECTOR 1 = FL to I1, SECTOR 2 = I1 to FL, DIFF = Difference To Personal Best Lap, P = Crossed Finish Line in Pit Lane, D = Time Disallowed

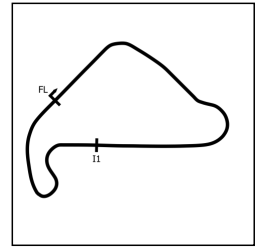
P13 16 MK7 (N) Hayden GRAY			Fiesta Zetec S			
IDEAL LAP TIME : 1:12.359		BEST LAP TIME : 1:12.359		DIFFERENCE : 0.000		
LAP	SECTOR 1	SECTOR 2	LAP TIME	MPH	DIFF	TIME OF DAY
1 -		30.316	1:20.769	73.11	8.410	10:34:13.767
2 -	44.534	29.815	1:14.349	79.43	1.990	10:35:28.116
3 -	43.615	29.496	1:13.111	80.77	0.752	10:36:41.227
4 -	43.272	29.480	1:12.752	81.17	0.393	10:37:53.979
5 -	43.127	29.232	1:12.359 (1)	81.61		10:39:06.338
6 -	43.168	29.369	1:12.537 (2)	81.41	0.178	10:40:18.875
7 -	43.232	29.347	1:12.579 (3)	81.36	0.220	10:41:31.454
8 -	43.216	29.445	1:12.661	81.27	0.302	10:42:44.115
9 -	43.624	29.479	1:13.103	80.78	0.744	10:43:57.218
10 -	43.415	29.453	1:12.868	81.04	0.509	10:45:10.086
11 -	43.732	29.522	1:13.254	80.61	0.895	10:46:23.340
12 -	43.374	29.446	1:12.820	81.09	0.461	10:47:36.160
13 -	43.354	29.738	1:13.092	80.79	0.733	10:48:49.252

P14 169 MK6 (N) Callie CLIFFORD			Fiesta ST			
IDEAL LAP TIME : 1:12.197		BEST LAP TIME : 1:12.344		DIFFERENCE : 0.147		
LAP	SECTOR 1	SECTOR 2	LAP TIME	MPH	DIFF	TIME OF DAY
1 -		29.558	1:22.553	71.53	10.209	10:34:15.551
2 -	43.876	29.263	1:13.139	80.74	0.795	10:35:28.690
3 -	43.462	29.411	1:12.873	81.04	0.529	10:36:41.563
4 -	43.258	29.548	1:12.806	81.11	0.462	10:37:54.369
5 -	43.048	29.709	1:12.757	81.16	0.413	10:39:07.126
6 -	43.914	29.200	1:13.114	80.77	0.770	10:40:20.240
7 -	43.041	29.401	1:12.442 (2)	81.52	0.098	10:41:32.682
8 -	44.544	29.156	1:13.700	80.13	1.356	10:42:46.382
9 -	43.568	29.481	1:13.049	80.84	0.705	10:43:59.431
10 -	43.314	29.363	1:12.677	81.25	0.333	10:45:12.108
11 -	43.628	29.286	1:12.914	80.99	0.570	10:46:25.022
12 -	43.333	29.195	1:12.528 (3)	81.42	0.184	10:47:37.550
13 -	43.136	29.208	1:12.344 (1)	81.63		10:48:49.894

P15 28 MK7 Benjamin DOUGHTY			Fiesta Zetec S			
IDEAL LAP TIME : 1:12.098		BEST LAP TIME : 1:12.098		DIFFERENCE : 0.000		
LAP	SECTOR 1	SECTOR 2	LAP TIME	MPH	DIFF	TIME OF DAY
1 -		29.715	1:22.334	71.72	10.236	10:34:15.332
2 -	43.802	29.588	1:13.390	80.46	1.292	10:35:28.722
3 -	43.866	29.637	1:13.503	80.34	1.405	10:36:42.225
4 -	43.348	29.240	1:12.588 (2)	81.35	0.490	10:37:54.813
5 -	42.892	29.206	1:12.098 (1)	81.91		10:39:06.911
6 -	43.348	29.324	1:12.672	81.26	0.574	10:40:19.583
7 -	43.385	29.505	1:12.890	81.02	0.792	10:41:32.473
8 -	43.880	29.463	1:13.343	80.52	1.245	10:42:45.816
9 -	43.962	29.389	1:13.351	80.51	1.253	10:43:59.167
10 -	43.288	29.350	1:12.638 (3)	81.30	0.540	10:45:11.805
11 -	44.392	29.948	1:14.340	79.44	2.242	10:46:26.145
12 -	43.646	29.733	1:13.379	80.48	1.281	10:47:39.524
13 -	43.916	29.813	1:13.729	80.09	1.631	10:48:53.253

BRSCC Fiesta Junior Championship

RACE 11 - SECTOR ANALYSIS



SECTOR 1 = FL to I1, SECTOR 2 = I1 to FL, DIFF = Difference To Personal Best Lap, P = Crossed Finish Line in Pit Lane, D = Time Disallowed

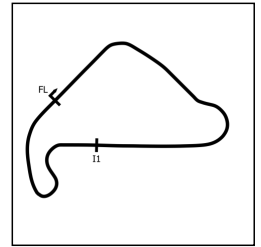
P16 69 MK7 (N) Harry LINDLEY			Fiesta Zetec S			
IDEAL LAP TIME : 1:12.960		BEST LAP TIME : 1:12.960		DIFFERENCE : 0.000		
LAP	SECTOR 1	SECTOR 2	LAP TIME	MPH	DIFF	TIME OF DAY
1 -		30.432	1:27.403	67.56	14.443	10:34:20.401
2 -	44.598	29.726	1:14.324	79.45	1.364	10:35:34.725
3 -	43.692	29.849	1:13.541	80.30	0.581	10:36:48.266
4 -	43.869	29.977	1:13.846	79.97	0.886	10:38:02.112
5 -	44.006	29.577	1:13.583	80.25	0.623	10:39:15.695
6 -	43.476	29.484	1:12.960 (1)	80.94		10:40:28.655
7 -	43.502	29.702	1:13.204 (2)	80.67	0.244	10:41:41.859
8 -	43.609	29.709	1:13.318 (3)	80.54	0.358	10:42:55.177
9 -	43.900	29.872	1:13.772	80.05	0.812	10:44:08.949
10 -	44.150	29.873	1:14.023	79.78	1.063	10:45:22.972
11 -	44.256	29.822	1:14.078	79.72	1.118	10:46:37.050
12 -	43.977	29.994	1:13.971	79.83	1.011	10:47:51.021
13 -	44.300	29.963	1:14.263	79.52	1.303	10:49:05.284

P17 188 MK6 (N) Maggie WEBSTER			Fiesta ST			
IDEAL LAP TIME : 1:12.713		BEST LAP TIME : 1:12.837		DIFFERENCE : 0.124		
LAP	SECTOR 1	SECTOR 2	LAP TIME	MPH	DIFF	TIME OF DAY
1 -		29.833	1:34.293	62.63	21.456	10:34:27.291
2 -	44.411	29.489	1:13.900	79.91	1.063	10:35:41.191
3 -	43.869	29.279	1:13.148	80.73	0.311	10:36:54.339
4 -	43.851	29.404	1:13.255	80.61	0.418	10:38:07.594
5 -	43.615	29.521	1:13.136	80.74	0.299	10:39:20.730
6 -	44.228	29.669	1:13.897	79.91	1.060	10:40:34.627
7 -	43.717	29.377	1:13.094	80.79	0.257	10:41:47.721
8 -	43.725	29.463	1:13.188	80.69	0.351	10:43:00.909
9 -	43.608	29.460	1:13.068 (3)	80.82	0.231	10:44:13.977
10 -	43.434	29.460	1:12.894 (2)	81.01	0.057	10:45:26.871
11 -	43.527	29.310	1:12.837 (1)	81.08		10:46:39.708
12 -	43.737	29.747	1:13.484	80.36	0.647	10:47:53.192
13 -	44.473	29.610	1:14.083	79.71	1.246	10:49:07.275

P18 33 MK7 (N) Aaron BEATTIE			Fiesta Zetec S			
IDEAL LAP TIME : 1:13.627		BEST LAP TIME : 1:13.640		DIFFERENCE : 0.013		
LAP	SECTOR 1	SECTOR 2	LAP TIME	MPH	DIFF	TIME OF DAY
1 -		30.327	1:23.846	70.43	10.206	10:34:16.844
2 -	44.074	29.882	1:13.956 (3)	79.85	0.316	10:35:30.800
3 -	44.132	29.808	1:13.940 (2)	79.87	0.300	10:36:44.740
4 -	44.243	29.869	1:14.112	79.68	0.472	10:37:58.852
5 -	44.206	30.017	1:14.223	79.56	0.583	10:39:13.075
6 -	44.602	30.076	1:14.678	79.08	1.038	10:40:27.753
7 -	44.741	30.045	1:14.786	78.96	1.146	10:41:42.539
8 -	44.513	30.024	1:14.537	79.23	0.897	10:42:57.076
9 -	43.819	29.821	1:13.640 (1)	80.19		10:44:10.716
10 -	44.113	30.000	1:14.113	79.68	0.473	10:45:24.829
11 -	44.336	29.875	1:14.211	79.57	0.571	10:46:39.040
12 -	44.124	29.880	1:14.004	79.80	0.364	10:47:53.044
13 -	44.795	29.888	1:14.683	79.07	1.043	10:49:07.727

BRSCC Fiesta Junior Championship

RACE 11 - SECTOR ANALYSIS



SECTOR 1 = FL to I1, SECTOR 2 = I1 to FL, DIFF = Difference To Personal Best Lap, P = Crossed Finish Line in Pit Lane, D = Time Disallowed

P19 14 MK7 (N) Atalanta Le BRETON			Fiesta Zetec S			
IDEAL LAP TIME : 1:13.829		BEST LAP TIME : 1:13.887	DIFFERENCE : 0.058			
LAP	SECTOR 1	SECTOR 2	LAP TIME	MPH	DIFF	TIME OF DAY
1 -		31.633	1:28.884	66.44	14.997	10:34:21.882
2 -	44.412	30.754	1:15.166	78.56	1.279	10:35:37.048
3 -	44.283	30.682	1:14.965	78.77	1.078	10:36:52.013
4 -	44.051	30.408	1:14.459	79.31	0.572	10:38:06.472
5 -	44.045	29.993	1:14.038 (2)	79.76	0.151	10:39:20.510
6 -	44.556	30.634	1:15.190	78.54	1.303	10:40:35.700
7 -	44.285	30.536	1:14.821	78.93	0.934	10:41:50.521
8 -	44.095	30.456	1:14.551	79.21	0.664	10:43:05.072
9 -	43.918	30.392	1:14.310	79.47	0.423	10:44:19.382
10 -	43.976	29.911	1:13.887 (1)	79.92		10:45:33.269
11 -	44.014	30.299	1:14.313	79.47	0.426	10:46:47.582
12 -	44.174	30.005	1:14.179 (3)	79.61	0.292	10:48:01.761
13 -	44.300	29.993	1:14.293	79.49	0.406	10:49:16.054

BRSCC Fiesta Junior Championship

RACE 11 - BEST SECTORS

SECTOR 1			SECTOR 2			IDEAL / BEST COMPARISON						
POS	NO	NAME	TIME	NO	NAME	TIME	POS	NO	NAME	IDEAL	BEST	DIFF
									PERFECT LAP	1:11.134		
1	26	LESLIE	42.343	94	HODGKISS	28.791	1	26	LESLIE	1:11.164	1:11.164	0.000
2	88	GARFORD	42.455	26	LESLIE	28.821	2	94	HODGKISS	1:11.300	1:11.300	0.000
3	85	MASON	42.463	88	GARFORD	28.915	3	88	GARFORD	1:11.370	1:11.370	0.000
4	94	HODGKISS	42.509	315	BLOCKLEY	28.956	4	85	MASON	1:11.425	1:11.734	0.309
5	87	DAVIES	42.538	85	MASON	28.962	5	87	DAVIES	1:11.529	1:11.692	0.163
6	12	MERRITT	42.597	138	FOOTE	28.970	6	12	MERRITT	1:11.580	1:11.580	0.000
7	272	O'NEILL-GOING	42.656	12	MERRITT	28.983	7	272	O'NEILL-GOING	1:11.774	1:11.790	0.016
8	138	FOOTE	42.875	87	DAVIES	28.991	8	138	FOOTE	1:11.845	1:11.988	0.143
9	28	DOUGHTY	42.892	194	BURGESS	29.016	9	315	BLOCKLEY	1:11.872	1:11.872	0.000
10	315	BLOCKLEY	42.916	272	O'NEILL-GOING	29.118	10	194	BURGESS	1:12.006	1:12.182	0.176
11	86	SANT	42.949	86	SANT	29.130	11	86	SANT	1:12.079	1:12.187	0.108
12	194	BURGESS	42.990	144	FOXLOW	29.146	12	28	DOUGHTY	1:12.098	1:12.098	0.000
13	169	CLIFFORD	43.041	169	CLIFFORD	29.156	13	169	CLIFFORD	1:12.197	1:12.344	0.147
14	16	GRAY	43.127	28	DOUGHTY	29.206	14	16	GRAY	1:12.359	1:12.359	0.000
15	144	FOXLOW	43.248	16	GRAY	29.232	15	144	FOXLOW	1:12.394	1:12.566	0.172
16	188	WEBSTER	43.434	188	WEBSTER	29.279	16	188	WEBSTER	1:12.713	1:12.837	0.124
17	69	LINDLEY	43.476	69	LINDLEY	29.484	17	69	LINDLEY	1:12.960	1:12.960	0.000
18	33	BEATTIE	43.819	33	BEATTIE	29.808	18	33	BEATTIE	1:13.627	1:13.640	0.013
19	14	BRETON	43.918	14	BRETON	29.911	19	14	BRETON	1:13.829	1:13.887	0.058
20												

BRSCC Fiesta Junior Championship

RACE 11 - STATISTICS

Competitors Started	19
Planned Start	2024-08-18 @ 10:35:00.000
Actual Start	2024-08-18 @ 10:32:52.998
Finish Time	2024-08-18 @ 10:48:33.962
Track Length	1.6404mi.
Total Laps	247
Total Distance Covered	405.1944mi.

Session Fastest Lap History

NO	CL	NAME	LAP TIME	TIME OF DAY	LAP	VEHICLE
272	MK6 (N)	Jenson O'NEILL-GOING	1:15.835	10:34:08.826	1	Fiesta ST
272	MK6 (N)	Jenson O'NEILL-GOING	1:11.790	10:35:20.616	2	Fiesta ST
26	MK7 (N)	Finn LESLIE	1:11.689	10:37:51.148	4	Fiesta Zetec S
26	MK7 (N)	Finn LESLIE	1:11.676	10:41:26.860	7	Fiesta Zetec S
94	MK7	Jacob HODGKISS	1:11.528	10:42:35.037	8	Fiesta Zetec S
26	MK7 (N)	Finn LESLIE	1:11.164	10:42:38.025	8	Fiesta Zetec S

Session Leader History

NO	CL	NAME	FROM LAP	LAPS LED	DISTANCE	VEHICLE
272	MK6 (N)	Jenson O'NEILL-GOING	1	11	18.04 miles	Fiesta ST
94	MK7	Jacob HODGKISS	12	2	3.28 miles	Fiesta Zetec S

Flag History

TYPE	TIME OF DAY
GREEN	10:32:52.998
FINISH	10:48:33.962

Flag Statistics

TYPE	COUNT	TOTAL LAPS	TOTAL TIME
Green	1	13	16:26.462
Red	0	0	0.000
Safety Car	0	0	0.000
FCY	0	0	0.000

BRSCC Fiesta Junior Championship

RACE 11 - STATISTICS

CLASS : MK6 (N)

4 Starters

Fastest Lap History

NO	NAME	LAP TIME	TIME OF DAY	LAP	VEHICLE
272	Jenson O'NEILL-GOING	1:15.835	10:34:08.826	1	Fiesta ST
272	Jenson O'NEILL-GOING	1:11.790	10:35:20.616	2	Fiesta ST

Leader History

NO	NAME	FROM LAP	LAPS LED	DISTANCE	VEHICLE
272	Jenson O'NEILL-GOING	1	13	21.32 miles	Fiesta ST

BRSCC Fiesta Junior Championship

RACE 11 - STATISTICS

CLASS : MK7

4 Starters

Fastest Lap History

NO	NAME	LAP TIME	TIME OF DAY	LAP	VEHICLE
315	Billy BLOCKLEY	1:17.609	10:34:10.600	1	Fiesta Zetec S
315	Billy BLOCKLEY	1:12.326	10:35:22.926	2	Fiesta Zetec S
94	Jacob HODGKISS	1:12.133	10:35:23.087	2	Fiesta Zetec S
85	Jenson MASON	1:11.899	10:35:23.456	2	Fiesta Zetec S
85	Jenson MASON	1:11.895	10:37:48.818	4	Fiesta Zetec S
94	Jacob HODGKISS	1:11.718	10:41:23.513	7	Fiesta Zetec S
94	Jacob HODGKISS	1:11.528	10:42:35.037	8	Fiesta Zetec S
94	Jacob HODGKISS	1:11.467	10:43:46.508	9	Fiesta Zetec S
94	Jacob HODGKISS	1:11.300	10:44:57.806	10	Fiesta Zetec S

Leader History

NO	NAME	FROM LAP	LAPS LED	DISTANCE	VEHICLE
315	Billy BLOCKLEY	1	2	3.28 miles	Fiesta Zetec S
94	Jacob HODGKISS	3	11	18.04 miles	Fiesta Zetec S

BRSCC Fiesta Junior Championship

RACE 11 - STATISTICS

CLASS : MK7 (N)

11 Starters

Fastest Lap History

NO	NAME	LAP TIME	TIME OF DAY	LAP	VEHICLE
12	Thomas MERRITT	1:16.971	10:34:09.971	1	Fiesta Zetec S
88	Alfie GARFORD	1:12.514	10:35:22.759	2	Fiesta Zetec S
138	Henry FOOTE	1:11.988	10:35:23.877	2	Fiesta Zetec S
87	Archie DAVIES	1:11.946	10:35:23.945	2	Fiesta Zetec S
26	Finn LESLIE	1:11.931	10:36:39.459	3	Fiesta Zetec S
26	Finn LESLIE	1:11.689	10:37:51.148	4	Fiesta Zetec S
26	Finn LESLIE	1:11.676	10:41:26.860	7	Fiesta Zetec S
88	Alfie GARFORD	1:11.643	10:42:35.671	8	Fiesta Zetec S
26	Finn LESLIE	1:11.164	10:42:38.025	8	Fiesta Zetec S

Leader History

NO	NAME	FROM LAP	LAPS LED	DISTANCE	VEHICLE
12	Thomas MERRITT	1	1	1.64 miles	Fiesta Zetec S
88	Alfie GARFORD	2	12	19.68 miles	Fiesta Zetec S

BRSCC Fiesta Junior Championship
RACE 20 - GRID (15 minutes)



ROW 11		21	43 Daniella SUTTON
	20		29 Joshua WATTS
ROW 10		19	14 Atalanta Le BRETON
	18		33 Aaron BEATTIE
ROW 9		17	188 Maggie WEBSTER
	16		69 Harry LINDLEY
ROW 8		15	28 Benjamin DOUGHTY
	14		169 Callie CLIFFORD
ROW 7		13	16 Hayden GRAY
	12		194 Jack BURGESS
ROW 6		11	144 George FOXLOW
	10		86 Jack SANT
ROW 5		9	138 Henry FOOTE
	8		85 Jenson MASON
ROW 4		7	315 Billy BLOCKLEY
	6		12 Thomas MERRITT
ROW 3		5	87 Archie DAVIES
	4		26 Finn LESLIE
ROW 2		3	88 Alfie GARFORD
	2		272 Jenson O'NEILL-GOING
ROW 1		1	94 Jacob HODGKISS
Pole			

These results are provisional until the conclusion of any judicial and technical matters.

Silverstone National: 1.6404 miles

Clerk Of Course: Paul Levitt	Stewards:	Timekeeper: Sarah Evans	
------------------------------	-----------	-------------------------	--

Results can be found at www.tsl-timing.com

Printed - 13:56 Sunday, 18 August 2024



BRSCC Fiesta Junior Championship
RACE 20 - CLASSIFICATION

Race Distance: 13 Laps / 21.32 miles



POS	NO	CL	PIC	NAME	ENTRY	LAPS	TIME	GAP	DIFF	MPH	BEST	ON	GRD	↑↓
1	88	MK7 (N)	1	Alfie GARFORD	Fiesta Zetec S	13	15:42.398			81.46	1:11.398	2	3	2
2	94	MK7	1	Jacob HODGKISS	Fiesta Zetec S	13	15:45.406	3.008	3.008	81.20	1:11.749	7	1	-1
3	85	MK7	2	Jenson MASON	Fiesta Zetec S	13	15:45.482	3.084	0.076	81.20	1:11.537	2	8	5
4	315	MK7	3	Billy BLOCKLEY	Fiesta Zetec S	13	15:47.802	5.404	2.320	81.00	1:12.087	3	7	3
5	194	MK7 (N)	2	Jack BURGESS	Fiesta Zetec S	13	15:54.574	12.176	6.772	80.42	1:12.065	3	12	7
6	138	MK7 (N)	3	Henry FOOTE	Fiesta Zetec S	13	15:54.879	12.481	0.305	80.40	1:12.498	9	9	3
7	12	MK7 (N)	4	Thomas MERRITT	Fiesta Zetec S	13	15:55.027	12.629	0.148	80.38	1:12.421	6	6	-1
8	28	MK7	4	Benjamin DOUGHTY	Fiesta Zetec S	13	15:57.633	15.235	2.606	80.17	1:12.176	3	15	7
9	144	MK6 (N)	1	George FOXLOW	Fiesta Zetec S	13	15:58.682	16.284	1.049	80.08	1:12.290	3	11	2
10	86	MK7 (N)	5	Jack SANT	Fiesta Zetec S	13	15:58.923	16.525	0.241	80.06	1:12.475	7	10	0
11	188	MK6 (N)	2	Maggie WEBSTER	Fiesta ST	13	16:03.829	21.431	4.906	79.65	1:12.868	3	17	6
12	16	MK7 (N)	6	Hayden GRAY	Fiesta Zetec S	13	16:04.138	21.740	0.309	79.62	1:13.168	9	13	1
13	69*	MK7 (N)	7	Harry LINDLEY	Fiesta Zetec S	13	16:14.534	32.136	10.396	78.77	1:13.083	3	16	3
14	14	MK7 (N)	8	Atalanta Le BRETON	Fiesta Zetec S	13	16:15.165	32.767	0.631	78.72	1:13.497	13	19	5
15	33*	MK7 (N)	9	Aaron BEATTIE	Fiesta Zetec S	13	16:15.307	32.909	0.142	78.71	1:13.421	9	18	3
16	29*	MK7 (N)	10	Joshua WATTS	Fiesta Zetec S	13	16:36.607	54.209	21.300	77.03	1:13.709	9	20	4
17	26	MK7 (N)	11	Finn LESLIE	Fiesta Zetec S	12	16:21.694	1 Lap	1 Lap	72.18	1:11.449	2	4	-13
18	272	MK6 (N)	3	Jenson O'NEILL-GOING	Fiesta ST	10	16:21.931	3 Laps	2 Laps	60.14	1:11.699	2	2	-16

NOT CLASSIFIED

NC	169	MK6 (N)		Callie CLIFFORD	Fiesta ST	7	16:45.076	6 Laps	3 Laps	41.13	1:12.990	3	14	
DNF	87	MK7 (N)		Archie DAVIES	Fiesta Zetec S	0							5	
DNF	43	MK7 (N)		Daniella SUTTON	Fiesta Zetec S	0							21	

FASTEST LAP

88	MK7 (N)	Alfie GARFORD	Fiesta Zetec S	2	1:11.398	82.71 mph	133.11 kph
85	MK7	Jenson MASON	Fiesta Zetec S	2	1:11.537	82.55 mph	132.85 kph
272	MK6 (N)	Jenson O'NEILL-GOING	Fiesta ST	2	1:11.699	82.36 mph	132.55 kph

Comments: Cars 29, 33 & 69 - 10 second penalty - False start

Weather / Track : Bright / Dry

These results are provisional until the conclusion of any judicial and technical matters.

Date: 18/08/2024 Start: 16:00 Finish: 16:16

Silverstone National: 1.6404 miles

Clerk Of Course: Paul Levitt	Stewards:	Timekeeper: Sarah Evans	
------------------------------	-----------	-------------------------	--

 Results can be found at www.tsl-timing.com

Printed - 16:19 Sunday, 18 August 2024

BRSCC Fiesta Junior Championship

RACE 20 - LAP CHART

LAP 1 @ 16:01:46.714			LAP 2 @ 16:02:58.413			LAP 3 @ 16:04:10.161			LAP 4 @ 16:05:23.282			LAP 5 @ 16:06:36.513		
NO	BEHIND	LAP TIME	NO	BEHIND	LAP TIME	NO	BEHIND	LAP TIME	NO	BEHIND	LAP TIME	NO	BEHIND	LAP TIME
272		1:15.411	272		1:11.699	272		1:11.748	272		1:13.121	94		1:12.220
94	0.811	1:16.222	94	1.056	1:11.944	94	1.684	1:12.376	94	1.011	1:12.448	26	0.097	1:12.016
88	1.470	1:16.881	88	1.169	1:11.398	26	1.883	1:12.215	26	1.312	1:12.550	88	0.673	1:11.852
26	1.666	1:17.077	26	1.416	1:11.449	88	2.202	1:12.781	88	2.052	1:12.971	85	1.326	1:12.252
85	2.244	1:17.655	85	2.082	1:11.537	85	2.596	1:12.262	85	2.305	1:12.830	315	2.676	1:12.527
12	2.501	1:17.912	315	3.669	1:12.727	315	4.008	1:12.087	315	3.380	1:12.493	12	5.472	1:13.544
315	2.641	1:18.052	138	4.037	1:12.646	12	5.117	1:12.547	12	5.159	1:13.163	194	5.877	1:13.453
138	3.090	1:18.501	12	4.318	1:13.516	138	5.149	1:12.860	138	5.539	1:13.511	138	6.433	1:14.125
86	3.834	1:19.245	86	4.638	1:12.503	86	5.395	1:12.505	194	5.655	1:12.531	86	6.463	1:13.685
194	4.122	1:19.533	194	5.928	1:13.505	194	6.245	1:12.065	86	6.009	1:13.735	28	6.698	1:13.391
144	4.174	1:19.585	28	6.236	1:13.406	28	6.664	1:12.176	144	6.425	1:12.504	144	6.736	1:13.542
28	4.529	1:19.940	144	6.500	1:14.025	144	7.042	1:12.290	28	6.538	1:12.995	272	9.192	1:22.423 P
16	5.146	1:20.557	16	7.101	1:13.654	188	8.618	1:12.868	188	9.593	1:14.096	188	9.880	1:13.518
33	5.530	1:20.941	188	7.498	1:13.449	16	8.684	1:13.331	16	10.022	1:14.459	16	10.457	1:13.666
188	5.748	1:21.159	33	8.148	1:14.317	33	9.914	1:13.514	69	10.709	1:13.730	69	11.149	1:13.671
29	6.013	1:21.424	69	8.765	1:13.903	69	10.100	1:13.083	33	11.541	1:14.748	33	12.014	1:13.704
69	6.561	1:21.972	14	13.560	1:14.330	14	15.888	1:14.076	14	16.931	1:14.164	14	17.553	1:13.853
14	10.929	1:26.340	29	21.317	1:27.003	29	25.028	1:15.459	29	26.116	1:14.209	29	26.736	1:13.851

BRSCC Fiesta Junior Championship

RACE 20 - LAP CHART

LAP 6 @ 16:07:49.545			LAP 7 @ 16:09:01.696			LAP 8 @ 16:10:13.771			LAP 9 @ 16:11:25.587			LAP 10 @ 16:12:37.529		
NO	BEHIND	LAP TIME	NO	BEHIND	LAP TIME	NO	BEHIND	LAP TIME	NO	BEHIND	LAP TIME	NO	BEHIND	LAP TIME
88		1:12.359	88		1:12.151	88		1:12.075	88		1:11.816	88		1:11.942
85	1.172	1:12.878	85	1.072	1:12.051	85	0.845	1:11.848	94	1.199	1:11.966	85	1.970	1:12.690
94	1.702	1:14.734	94	1.300	1:11.749	94	1.049	1:11.824	85	1.222	1:12.193	94	2.083	1:12.826
315	2.300	1:12.656	315	2.369	1:12.220	315	2.670	1:12.376	315	3.232	1:12.378	315	3.729	1:12.439
12	4.861	1:12.421	12	5.367	1:12.657	12	6.322	1:13.030	12	7.916	1:13.410	194	8.821	1:12.808
194	5.305	1:12.460	194	5.672	1:12.518	194	6.327	1:12.730	194	7.955	1:13.444	12	9.097	1:13.123
138	6.531	1:13.130	138	6.982	1:12.602	138	7.821	1:12.914	138	8.503	1:12.498	138	9.480	1:12.919
144	7.089	1:13.385	144	7.515	1:12.577	86	8.868	1:13.109	86	9.536	1:12.484	272	2 Laps	2:16.016
86	7.510	1:14.079	86	7.834	1:12.475	28	9.100	1:12.783	28	9.956	1:12.672	86	11.067	1:13.473
28	7.695	1:14.029	28	8.392	1:12.848	144	9.418	1:13.978	144	10.452	1:12.850	28	11.083	1:13.069
188	10.426	1:13.578	272	1 Lap	2:26.430	188	13.387	1:13.778	188	15.230	1:13.659	144	11.288	1:12.778
16	11.339	1:13.914	188	11.684	1:13.409	16	14.236	1:13.243	16	15.588	1:13.168	188	16.975	1:13.687
69	11.821	1:13.704	16	13.068	1:13.880	69	14.779	1:13.469	69	16.448	1:13.485	16	17.422	1:13.776
33	12.703	1:13.721	69	13.385	1:13.715	33	15.481	1:13.513	33	17.086	1:13.421	69	17.969	1:13.463
14	18.648	1:14.127	33	14.043	1:13.491	272	1 Lap	1:19.755 P	14	25.475	1:14.178	33	18.680	1:13.536
26	18.751	1:31.686 P	14	21.196	1:14.699	14	23.113	1:13.992	29	33.026	1:13.709	14	27.092	1:13.559
29	27.660	1:13.956	29	29.402	1:13.893	29	31.133	1:13.806	26	1 Lap	1:12.614	29	35.065	1:13.981
			169	6 Laps	9:25.604	26	1 Lap	2:44.593	169	6 Laps	1:12.990	26	1 Lap	1:12.177
						169	6 Laps	1:13.630				169	6 Laps	1:13.363

BRSCC Fiesta Junior Championship

RACE 20 - LAP CHART

LAP 11 @ 16:13:49.526			LAP 12 @ 16:15:01.569			LAP 13 @ 16:16:13.701		
NO	BEHIND	LAP TIME	NO	BEHIND	LAP TIME	NO	BEHIND	LAP TIME
88		1:11.997	88		1:12.043	88		1:12.132
85	1.844	1:11.871	85	2.025	1:12.224	94	3.008	1:12.839
94	2.137	1:12.051	94	2.301	1:12.207	85	3.084	1:13.191
315	4.277	1:12.545	315	4.871	1:12.637	315	5.404	1:12.665
194	9.645	1:12.821	194	10.629	1:13.027	194	12.176	1:13.679
12	9.945	1:12.845	12	10.858	1:12.956	138	12.481	1:13.157
138	10.555	1:13.072	138	11.456	1:12.944	12	12.629	1:13.903
28	12.811	1:13.725	28	14.189	1:13.421	28	15.235	1:13.178
144	13.063	1:13.772	144	14.947	1:13.927	144	16.284	1:13.469
86	13.265	1:14.195	86	15.202	1:13.980	86	16.525	1:13.455
188	18.608	1:13.630	188	20.187	1:13.622	188	21.431	1:13.376
16	19.116	1:13.691	16	20.332	1:13.259	16	21.740	1:13.540
69	19.459	1:13.487	69	20.856	1:13.440	69	22.136	1:13.412
33	20.199	1:13.516	33	21.605	1:13.449	33	22.909	1:13.436
14	29.662	1:14.567	14	31.402	1:13.783	14	32.767	1:13.497
29	37.746	1:14.678	26	1 Lap	1:11.552	26	1 Lap	1:11.932
26	1 Lap	1:11.833	29	42.219	1:16.516	272	3 Laps	2:05.332
272	2 Laps	1:59.996 P	169	6 Laps	1:13.113	29	44.209	1:14.122
169	6 Laps	1:13.254				169	6 Laps	1:13.122

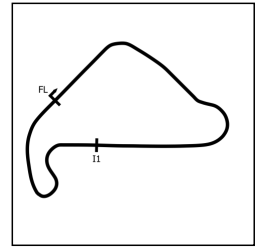
BRSCC Fiesta Junior Championship

RACE 20 - POSITION CHART

No	Name	Lap														
		Pos	1	2	3	4	5	6	7	8	9	10	11	12	13	
94	HODGKISS	1	272	272	272	272	94	88	88	88	88	88	88	88	88	88
272	O'NEILL-GOING	2	94	94	94	94	26	85	85	85	94	85	85	85	94	
88	GARFORD	3	88	88	26	26	88	94	94	94	85	94	94	94	85	
26	LESLIE	4	26	26	88	88	85	315	315	315	315	315	315	315	315	
87	DAVIES	5	85	85	85	85	315	12	12	12	12	194	194	194	194	
12	MERRITT	6	12	315	315	315	12	194	194	194	194	12	12	12	138	
315	BLOCKLEY	7	315	138	12	12	194	138	138	138	138	138	138	138	12	
85	MASON	8	138	12	138	138	138	144	144	86	86	86	28	28	28	
138	FOOTE	9	86	86	86	194	86	86	86	28	28	28	144	144	144	
86	SANT	10	194	194	194	86	28	28	28	144	144	144	86	86	86	
144	FOXLOW	11	144	28	28	144	144	188	188	188	188	188	188	188	188	
194	BURGESS	12	28	144	144	28	272	16	16	16	16	16	16	16	16	
16	GRAY	13	16	16	188	188	188	69	69	69	69	69	69	69	69	
169	CLIFFORD	14	33	188	16	16	16	33	33	33	33	33	33	33	33	
28	DOUGHTY	15	188	33	33	69	69	14	14	14	14	14	14	14	14	
69	LINDLEY	16	29	69	69	33	33	26	29	29	29	29	29	29	29	
188	WEBSTER	17	69	14	14	14	14	29	272	26	26	26	26	26	26	
33	BEATTIE	18	14	29	29	29	29	272	26	272	272	272				
14	BRETON	19	169	169	169	169	169	169	169							
29	WATTS	20														
43	SUTTON	21														

BRSCC Fiesta Junior Championship

RACE 20 - SECTOR ANALYSIS



SECTOR 1 = FL to I1, SECTOR 2 = I1 to FL, DIFF = Difference To Personal Best Lap, P = Crossed Finish Line in Pit Lane, D = Time Disallowed

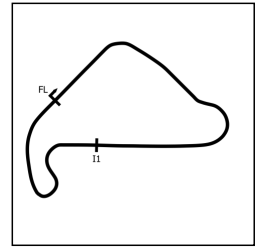
P1 88 MK7 (N) Alfie GARFORD			Fiesta Zetec S			
IDEAL LAP TIME : 1:11.241		BEST LAP TIME : 1:11.398		DIFFERENCE : 0.157		
LAP	SECTOR 1	SECTOR 2	LAP TIME	MPH	DIFF	TIME OF DAY
1 -		29.471	1:16.881	76.81	5.483	16:01:48.184
2 -	42.360	29.038	1:11.398 (1)	82.71		16:02:59.582
3 -	43.571	29.210	1:12.781	81.14	1.383	16:04:12.363
4 -	43.301	29.670	1:12.971	80.93	1.573	16:05:25.334
5 -	42.719	29.133	1:11.852 (3)	82.19	0.454	16:06:37.186
6 -	43.166	29.193	1:12.359	81.61	0.961	16:07:49.545
7 -	43.053	29.098	1:12.151	81.85	0.753	16:09:01.696
8 -	43.049	29.026	1:12.075	81.93	0.677	16:10:13.771
9 -	42.935	28.881	1:11.816 (2)	82.23	0.418	16:11:25.587
10 -	43.009	28.933	1:11.942	82.08	0.544	16:12:37.529
11 -	43.006	28.991	1:11.997	82.02	0.599	16:13:49.526
12 -	43.022	29.021	1:12.043	81.97	0.645	16:15:01.569
13 -	43.111	29.021	1:12.132	81.87	0.734	16:16:13.701

P2 94 MK7 Jacob HODGISS			Fiesta Zetec S			
IDEAL LAP TIME : 1:11.595		BEST LAP TIME : 1:11.749		DIFFERENCE : 0.154		
LAP	SECTOR 1	SECTOR 2	LAP TIME	MPH	DIFF	TIME OF DAY
1 -		29.027	1:16.222	77.47	4.473	16:01:47.525
2 -	42.906	29.038	1:11.944 (3)	82.08	0.195	16:02:59.469
3 -	43.445	28.931	1:12.376	81.59	0.627	16:04:11.845
4 -	43.571	28.877	1:12.448	81.51	0.699	16:05:24.293
5 -	43.082	29.138	1:12.220	81.77	0.471	16:06:36.513
6 -	45.799	28.935	1:14.734	79.02	2.985	16:07:51.247
7 -	42.838	28.911	1:11.749 (1)	82.31		16:09:02.996
8 -	42.840	28.984	1:11.824 (2)	82.22	0.075	16:10:14.820
9 -	42.718	29.248	1:11.966	82.06	0.217	16:11:26.786
10 -	43.848	28.978	1:12.826	81.09	1.077	16:12:39.612
11 -	43.151	28.900	1:12.051	81.96	0.302	16:13:51.663
12 -	43.060	29.147	1:12.207	81.78	0.458	16:15:03.870
13 -	43.508	29.331	1:12.839	81.07	1.090	16:16:16.709

P3 85 MK7 Jenson MASON			Fiesta Zetec S			
IDEAL LAP TIME : 1:11.530		BEST LAP TIME : 1:11.537		DIFFERENCE : 0.007		
LAP	SECTOR 1	SECTOR 2	LAP TIME	MPH	DIFF	TIME OF DAY
1 -		29.206	1:17.655	76.04	6.118	16:01:48.958
2 -	42.499	29.038	1:11.537 (1)	82.55		16:03:00.495
3 -	42.834	29.428	1:12.262	81.72	0.725	16:04:12.757
4 -	43.057	29.773	1:12.830	81.08	1.293	16:05:25.587
5 -	42.821	29.431	1:12.252	81.73	0.715	16:06:37.839
6 -	43.676	29.202	1:12.878	81.03	1.341	16:07:50.717
7 -	43.000	29.051	1:12.051	81.96	0.514	16:09:02.768
8 -	42.817	29.031	1:11.848 (2)	82.19	0.311	16:10:14.616
9 -	42.799	29.394	1:12.193	81.80	0.656	16:11:26.809
10 -	43.540	29.150	1:12.690	81.24	1.153	16:12:39.499
11 -	42.729	29.142	1:11.871 (3)	82.17	0.334	16:13:51.370
12 -	43.078	29.146	1:12.224	81.76	0.687	16:15:03.594
13 -	43.770	29.421	1:13.191	80.68	1.654	16:16:16.785

BRSCC Fiesta Junior Championship

RACE 20 - SECTOR ANALYSIS



SECTOR 1 = FL to I1, SECTOR 2 = I1 to FL, DIFF = Difference To Personal Best Lap, P = Crossed Finish Line in Pit Lane, D = Time Disallowed

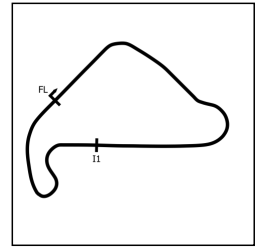
P4 315 MK7 Billy BLOCKLEY		Fiesta Zetec S				
IDEAL LAP TIME : 1:11.969		BEST LAP TIME : 1:12.087		DIFFERENCE : 0.118		
LAP	SECTOR 1	SECTOR 2	LAP TIME	MPH	DIFF	TIME OF DAY
1 -		29.337	1:18.052	75.66	5.965	16:01:49.355
2 -	43.723	29.004	1:12.727	81.20	0.640	16:03:02.082
3 -	42.965	29.122	1:12.087 (1)	81.92		16:04:14.169
4 -	43.213	29.280	1:12.493	81.46	0.406	16:05:26.662
5 -	43.114	29.413	1:12.527	81.42	0.440	16:06:39.189
6 -	43.536	29.120	1:12.656	81.28	0.569	16:07:51.845
7 -	43.065	29.155	1:12.220 (2)	81.77	0.133	16:09:04.065
8 -	43.320	29.056	1:12.376 (3)	81.59	0.289	16:10:16.441
9 -	43.276	29.102	1:12.378	81.59	0.291	16:11:28.819
10 -	43.272	29.167	1:12.439	81.52	0.352	16:12:41.258
11 -	43.304	29.241	1:12.545	81.40	0.458	16:13:53.803
12 -	43.370	29.267	1:12.637	81.30	0.550	16:15:06.440
13 -	43.561	29.104	1:12.665	81.27	0.578	16:16:19.105

P5 194 MK7 (N) Jack BURGESS		Fiesta Zetec S				
IDEAL LAP TIME : 1:12.065		BEST LAP TIME : 1:12.065		DIFFERENCE : 0.000		
LAP	SECTOR 1	SECTOR 2	LAP TIME	MPH	DIFF	TIME OF DAY
1 -		29.582	1:19.533	74.25	7.468	16:01:50.836
2 -	44.146	29.359	1:13.505	80.34	1.440	16:03:04.341
3 -	43.026	29.039	1:12.065 (1)	81.94		16:04:16.406
4 -	43.305	29.226	1:12.531	81.42	0.466	16:05:28.937
5 -	44.056	29.397	1:13.453	80.40	1.388	16:06:42.390
6 -	43.300	29.160	1:12.460 (2)	81.50	0.395	16:07:54.850
7 -	43.083	29.435	1:12.518 (3)	81.43	0.453	16:09:07.368
8 -	43.091	29.639	1:12.730	81.19	0.665	16:10:20.098
9 -	44.020	29.424	1:13.444	80.41	1.379	16:11:33.542
10 -	43.526	29.282	1:12.808	81.11	0.743	16:12:46.350
11 -	43.478	29.343	1:12.821	81.09	0.756	16:13:59.171
12 -	43.709	29.318	1:13.027	80.86	0.962	16:15:12.198
13 -	44.515	29.164	1:13.679	80.15	1.614	16:16:25.877

P6 138 MK7 (N) Henry FOOTE		Fiesta Zetec S				
IDEAL LAP TIME : 1:12.498		BEST LAP TIME : 1:12.498		DIFFERENCE : 0.000		
LAP	SECTOR 1	SECTOR 2	LAP TIME	MPH	DIFF	TIME OF DAY
1 -		29.331	1:18.501	75.23	6.003	16:01:49.804
2 -	43.365	29.281	1:12.646 (3)	81.29	0.148	16:03:02.450
3 -	43.318	29.542	1:12.860	81.05	0.362	16:04:15.310
4 -	44.154	29.357	1:13.511	80.33	1.013	16:05:28.821
5 -	44.146	29.979	1:14.125	79.67	1.627	16:06:42.946
6 -	43.727	29.403	1:13.130	80.75	0.632	16:07:56.076
7 -	43.300	29.302	1:12.602 (2)	81.34	0.104	16:09:08.678
8 -	43.572	29.342	1:12.914	80.99	0.416	16:10:21.592
9 -	43.221	29.277	1:12.498 (1)	81.45		16:11:34.090
10 -	43.417	29.502	1:12.919	80.98	0.421	16:12:47.009
11 -	43.489	29.583	1:13.072	80.81	0.574	16:14:00.081
12 -	43.600	29.344	1:12.944	80.96	0.446	16:15:13.025
13 -	43.796	29.361	1:13.157	80.72	0.659	16:16:26.182

BRSCC Fiesta Junior Championship

RACE 20 - SECTOR ANALYSIS



SECTOR 1 = FL to I1, SECTOR 2 = I1 to FL, DIFF = Difference To Personal Best Lap, P = Crossed Finish Line in Pit Lane, D = Time Disallowed

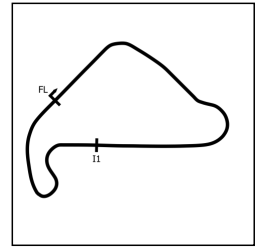
P7 12 MK7 (N) Thomas MERRITT			Fiesta Zetec S			
IDEAL LAP TIME : 1:12.101		BEST LAP TIME : 1:12.421	DIFFERENCE : 0.320			
LAP	SECTOR 1	SECTOR 2	LAP TIME	MPH	DIFF	TIME OF DAY
1 -		29.571	1:17.912	75.79	5.491	16:01:49.215
2 -	44.099	29.417	1:13.516	80.33	1.095	16:03:02.731
3 -	43.030	29.517	1:12.547 (2)	81.40	0.126	16:04:15.278
4 -	44.092	29.071	1:13.163	80.71	0.742	16:05:28.441
5 -	43.181	30.363	1:13.544	80.30	1.123	16:06:41.985
6 -	43.162	29.259	1:12.421 (1)	81.54		16:07:54.406
7 -	43.278	29.379	1:12.657 (3)	81.28	0.236	16:09:07.063
8 -	43.236	29.794	1:13.030	80.86	0.609	16:10:20.093
9 -	43.915	29.495	1:13.410	80.44	0.989	16:11:33.503
10 -	43.785	29.338	1:13.123	80.76	0.702	16:12:46.626
11 -	43.629	29.216	1:12.845	81.07	0.424	16:13:59.471
12 -	43.352	29.604	1:12.956	80.94	0.535	16:15:12.427
13 -	44.340	29.563	1:13.903	79.91	1.482	16:16:26.330

P8 28 MK7 Benjamin DOUGHTY			Fiesta Zetec S			
IDEAL LAP TIME : 1:12.176		BEST LAP TIME : 1:12.176	DIFFERENCE : 0.000			
LAP	SECTOR 1	SECTOR 2	LAP TIME	MPH	DIFF	TIME OF DAY
1 -		29.509	1:19.940	73.87	7.764	16:01:51.243
2 -	43.951	29.455	1:13.406	80.45	1.230	16:03:04.649
3 -	43.010	29.166	1:12.176 (1)	81.82		16:04:16.825
4 -	43.668	29.327	1:12.995	80.90	0.819	16:05:29.820
5 -	43.601	29.790	1:13.391	80.46	1.215	16:06:43.211
6 -	44.323	29.706	1:14.029	79.77	1.853	16:07:57.240
7 -	43.472	29.376	1:12.848	81.06	0.672	16:09:10.088
8 -	43.067	29.716	1:12.783 (3)	81.14	0.607	16:10:22.871
9 -	43.268	29.404	1:12.672 (2)	81.26	0.496	16:11:35.543
10 -	43.386	29.683	1:13.069	80.82	0.893	16:12:48.612
11 -	44.276	29.449	1:13.725	80.10	1.549	16:14:02.337
12 -	43.903	29.518	1:13.421	80.43	1.245	16:15:15.758
13 -	43.715	29.463	1:13.178	80.70	1.002	16:16:28.936

P9 144 MK6 (N) George FOXLOW			Fiesta Zetec S			
IDEAL LAP TIME : 1:12.290		BEST LAP TIME : 1:12.290	DIFFERENCE : 0.000			
LAP	SECTOR 1	SECTOR 2	LAP TIME	MPH	DIFF	TIME OF DAY
1 -		29.621	1:19.585	74.20	7.295	16:01:50.888
2 -	44.365	29.660	1:14.025	79.77	1.735	16:03:04.913
3 -	43.139	29.151	1:12.290 (1)	81.69		16:04:17.203
4 -	43.347	29.157	1:12.504 (2)	81.45	0.214	16:05:29.707
5 -	43.479	30.063	1:13.542	80.30	1.252	16:06:43.249
6 -	44.018	29.367	1:13.385	80.47	1.095	16:07:56.634
7 -	43.390	29.187	1:12.577 (3)	81.37	0.287	16:09:09.211
8 -	43.691	30.287	1:13.978	79.83	1.688	16:10:23.189
9 -	43.338	29.512	1:12.850	81.06	0.560	16:11:36.039
10 -	43.243	29.535	1:12.778	81.14	0.488	16:12:48.817
11 -	44.161	29.611	1:13.772	80.05	1.482	16:14:02.589
12 -	44.441	29.486	1:13.927	79.88	1.637	16:15:16.516
13 -	43.866	29.603	1:13.469	80.38	1.179	16:16:29.985

BRSCC Fiesta Junior Championship

RACE 20 - SECTOR ANALYSIS



SECTOR 1 = FL to I1, SECTOR 2 = I1 to FL, DIFF = Difference To Personal Best Lap, P = Crossed Finish Line in Pit Lane, D = Time Disallowed

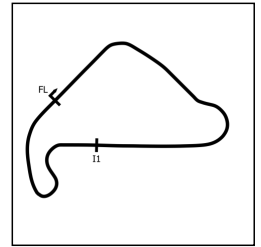
P10 86 MK7 (N) Jack SANT			Fiesta Zetec S			
IDEAL LAP TIME : 1:12.403		BEST LAP TIME : 1:12.475		DIFFERENCE : 0.072		
LAP	SECTOR 1	SECTOR 2	LAP TIME	MPH	DIFF	TIME OF DAY
1 -		29.568	1:19.245	74.52	6.770	16:01:50.548
2 -	43.162	29.341	1:12.503 (3)	81.45	0.028	16:03:03.051
3 -	43.138	29.367	1:12.505	81.45	0.030	16:04:15.556
4 -	44.180	29.555	1:13.735	80.09	1.260	16:05:29.291
5 -	43.582	30.103	1:13.685	80.14	1.210	16:06:42.976
6 -	44.396	29.683	1:14.079	79.72	1.604	16:07:57.055
7 -	43.210	29.265	1:12.475 (1)	81.48		16:09:09.530
8 -	43.420	29.689	1:13.109	80.77	0.634	16:10:22.639
9 -	43.164	29.320	1:12.484 (2)	81.47	0.009	16:11:35.123
10 -	43.538	29.935	1:13.473	80.37	0.998	16:12:48.596
11 -	44.646	29.549	1:14.195	79.59	1.720	16:14:02.791
12 -	44.230	29.750	1:13.980	79.82	1.505	16:15:16.771
13 -	43.642	29.813	1:13.455	80.39	0.980	16:16:30.226

P11 188 MK6 (N) Maggie WEBSTER			Fiesta ST			
IDEAL LAP TIME : 1:12.715		BEST LAP TIME : 1:12.868		DIFFERENCE : 0.153		
LAP	SECTOR 1	SECTOR 2	LAP TIME	MPH	DIFF	TIME OF DAY
1 -		29.449	1:21.159	72.76	8.291	16:01:52.462
2 -	43.761	29.688	1:13.449	80.40	0.581	16:03:05.911
3 -	43.307	29.561	1:12.868 (1)	81.04		16:04:18.779
4 -	44.541	29.555	1:14.096	79.70	1.228	16:05:32.875
5 -	44.110	29.408	1:13.518	80.32	0.650	16:06:46.393
6 -	44.047	29.531	1:13.578	80.26	0.710	16:07:59.971
7 -	43.779	29.630	1:13.409 (3)	80.44	0.541	16:09:13.380
8 -	44.208	29.570	1:13.778	80.04	0.910	16:10:27.158
9 -	44.168	29.491	1:13.659	80.17	0.791	16:11:40.817
10 -	44.150	29.537	1:13.687	80.14	0.819	16:12:54.504
11 -	44.048	29.582	1:13.630	80.20	0.762	16:14:08.134
12 -	44.056	29.566	1:13.622	80.21	0.754	16:15:21.756
13 -	43.802	29.574	1:13.376 (2)	80.48	0.508	16:16:35.132

P12 16 MK7 (N) Hayden GRAY			Fiesta Zetec S			
IDEAL LAP TIME : 1:12.897		BEST LAP TIME : 1:13.168		DIFFERENCE : 0.271		
LAP	SECTOR 1	SECTOR 2	LAP TIME	MPH	DIFF	TIME OF DAY
1 -		29.885	1:20.557	73.31	7.389	16:01:51.860
2 -	43.636	30.018	1:13.654	80.18	0.486	16:03:05.514
3 -	43.364	29.967	1:13.331	80.53	0.163	16:04:18.845
4 -	44.708	29.751	1:14.459	79.31	1.291	16:05:33.304
5 -	43.902	29.764	1:13.666	80.16	0.498	16:06:46.970
6 -	43.791	30.123	1:13.914	79.89	0.746	16:08:00.884
7 -	43.913	29.967	1:13.880	79.93	0.712	16:09:14.764
8 -	43.710	29.533	1:13.243 (2)	80.63	0.075	16:10:28.007
9 -	43.443	29.725	1:13.168 (1)	80.71		16:11:41.175
10 -	43.986	29.790	1:13.776	80.04	0.608	16:12:54.951
11 -	43.802	29.889	1:13.691	80.14	0.523	16:14:08.642
12 -	43.721	29.538	1:13.259 (3)	80.61	0.091	16:15:21.901
13 -	43.858	29.682	1:13.540	80.30	0.372	16:16:35.441

BRSCC Fiesta Junior Championship

RACE 20 - SECTOR ANALYSIS



SECTOR 1 = FL to I1, SECTOR 2 = I1 to FL, DIFF = Difference To Personal Best Lap, P = Crossed Finish Line in Pit Lane, D = Time Disallowed

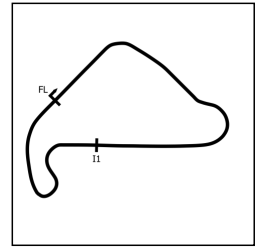
P13 69 MK7 (N) Harry LINDLEY			Fiesta Zetec S			
IDEAL LAP TIME : 1:12.701		BEST LAP TIME : 1:13.083		DIFFERENCE : 0.382		
LAP	SECTOR 1	SECTOR 2	LAP TIME	MPH	DIFF	TIME OF DAY
1 -		29.698	1:21.972	72.04	8.889	16:01:53.275
2 -	43.262	30.641	1:13.903	79.91	0.820	16:03:07.178
3 -	43.266	29.817	1:13.083 (1)	80.80		16:04:20.261
4 -	44.291	29.439	1:13.730	80.09	0.647	16:05:33.991
5 -	44.111	29.560	1:13.671	80.16	0.588	16:06:47.662
6 -	43.763	29.941	1:13.704	80.12	0.621	16:08:01.366
7 -	43.773	29.942	1:13.715	80.11	0.632	16:09:15.081
8 -	43.977	29.492	1:13.469	80.38	0.386	16:10:28.550
9 -	43.574	29.911	1:13.485	80.36	0.402	16:11:42.035
10 -	43.873	29.590	1:13.463	80.38	0.380	16:12:55.498
11 -	43.853	29.634	1:13.487	80.36	0.404	16:14:08.985
12 -	43.829	29.611	1:13.440 (3)	80.41	0.357	16:15:22.425
13 -	43.963	29.449	1:13.412 (2)	80.44	0.329	16:16:35.837

P14 14 MK7 (N) Atalanta Le BRETON			Fiesta Zetec S			
IDEAL LAP TIME : 1:13.352		BEST LAP TIME : 1:13.497		DIFFERENCE : 0.145		
LAP	SECTOR 1	SECTOR 2	LAP TIME	MPH	DIFF	TIME OF DAY
1 -		31.774	1:26.340	68.39	12.843	16:01:57.643
2 -	44.192	30.138	1:14.330	79.45	0.833	16:03:11.973
3 -	43.937	30.139	1:14.076	79.72	0.579	16:04:26.049
4 -	44.206	29.958	1:14.164	79.62	0.667	16:05:40.213
5 -	43.972	29.881	1:13.853	79.96	0.356	16:06:54.066
6 -	44.258	29.869	1:14.127	79.66	0.630	16:08:08.193
7 -	44.591	30.108	1:14.699	79.05	1.202	16:09:22.892
8 -	44.122	29.870	1:13.992	79.81	0.495	16:10:36.884
9 -	44.392	29.786	1:14.178	79.61	0.681	16:11:51.062
10 -	43.648	29.911	1:13.559 (2)	80.28	0.062	16:13:04.621
11 -	44.673	29.894	1:14.567	79.19	1.070	16:14:19.188
12 -	43.890	29.893	1:13.783 (3)	80.04	0.286	16:15:32.971
13 -	43.793	29.704	1:13.497 (1)	80.35		16:16:46.468

P15 33 MK7 (N) Aaron BEATTIE			Fiesta Zetec S			
IDEAL LAP TIME : 1:13.259		BEST LAP TIME : 1:13.421		DIFFERENCE : 0.162		
LAP	SECTOR 1	SECTOR 2	LAP TIME	MPH	DIFF	TIME OF DAY
1 -		29.810	1:20.941	72.96	7.520	16:01:52.244
2 -	43.889	30.428	1:14.317	79.46	0.896	16:03:06.561
3 -	43.859	29.655	1:13.514	80.33	0.093	16:04:20.075
4 -	44.971	29.777	1:14.748	79.00	1.327	16:05:34.823
5 -	44.058	29.646	1:13.704	80.12	0.283	16:06:48.527
6 -	43.968	29.753	1:13.721	80.10	0.300	16:08:02.248
7 -	43.920	29.571	1:13.491	80.35	0.070	16:09:15.739
8 -	43.831	29.682	1:13.513	80.33	0.092	16:10:29.252
9 -	43.906	29.515	1:13.421 (1)	80.43		16:11:42.673
10 -	43.937	29.599	1:13.536	80.30	0.115	16:12:56.209
11 -	43.791	29.725	1:13.516	80.33	0.095	16:14:09.725
12 -	43.744	29.705	1:13.449 (3)	80.40	0.028	16:15:23.174
13 -	43.878	29.558	1:13.436 (2)	80.41	0.015	16:16:36.610

BRSCC Fiesta Junior Championship

RACE 20 - SECTOR ANALYSIS



SECTOR 1 = FL to I1, SECTOR 2 = I1 to FL, DIFF = Difference To Personal Best Lap, P = Crossed Finish Line in Pit Lane, D = Time Disallowed

P16 29 MK7 (N) Joshua WATTS			Fiesta Zetec S			
IDEAL LAP TIME : 1:13.076		BEST LAP TIME : 1:13.709		DIFFERENCE : 0.633		
LAP	SECTOR 1	SECTOR 2	LAP TIME	MPH	DIFF	TIME OF DAY
1 -		29.410	1:21.424	72.52	7.715	16:01:52.727
2 -	43.666	43.337	1:27.003	67.87	13.294	16:03:19.730
3 -	45.763	29.696	1:15.459	78.26	1.750	16:04:35.189
4 -	44.488	29.721	1:14.209	79.58	0.500	16:05:49.398
5 -	44.045	29.806	1:13.851 (3)	79.96	0.142	16:07:03.249
6 -	44.195	29.761	1:13.956	79.85	0.247	16:08:17.205
7 -	44.258	29.635	1:13.893	79.92	0.184	16:09:31.098
8 -	44.122	29.684	1:13.806 (2)	80.01	0.097	16:10:44.904
9 -	44.069	29.640	1:13.709 (1)	80.12		16:11:58.613
10 -	44.171	29.810	1:13.981	79.82	0.272	16:13:12.594
11 -	44.151	30.527	1:14.678	79.08	0.969	16:14:27.272
12 -	44.587	31.929	1:16.516	77.18	2.807	16:15:43.788
13 -	44.256	29.866	1:14.122	79.67	0.413	16:16:57.910

P17 26 MK7 (N) Finn LESLIE			Fiesta Zetec S			
IDEAL LAP TIME : 1:11.259		BEST LAP TIME : 1:11.449		DIFFERENCE : 0.190		
LAP	SECTOR 1	SECTOR 2	LAP TIME	MPH	DIFF	TIME OF DAY
1 -		29.548	1:17.077	76.62	5.628	16:01:48.380
2 -	42.358	29.091	1:11.449 (1)	82.65		16:02:59.829
3 -	43.172	29.043	1:12.215	81.77	0.766	16:04:12.044
4 -	43.621	28.929	1:12.550	81.40	1.101	16:05:24.594
5 -	42.876	29.140	1:12.016	82.00	0.567	16:06:36.610
6 -	48.712	IN PIT	1:31.686 P	64.41	20.237	16:08:08.296
7 -	OUTLAP	30.730	2:44.593	35.88	1:33.144	16:10:52.889
8 -	43.397	29.217	1:12.614	81.32	1.165	16:12:05.503
9 -	43.110	29.067	1:12.177	81.82	0.728	16:13:17.680
10 -	42.804	29.029	1:11.833 (3)	82.21	0.384	16:14:29.513
11 -	42.651	28.901	1:11.552 (2)	82.53	0.103	16:15:41.065
12 -	42.679	29.253	1:11.932	82.10	0.483	16:16:52.997

P18 272 MK6 (N) Jenson O'NEILL-GOING			Fiesta ST			
IDEAL LAP TIME : 1:11.393		BEST LAP TIME : 1:11.699		DIFFERENCE : 0.306		
LAP	SECTOR 1	SECTOR 2	LAP TIME	MPH	DIFF	TIME OF DAY
1 -		28.864	1:15.411	78.31	3.712	16:01:46.714
2 -	42.656	29.043	1:11.699 (1)	82.36		16:02:58.413
3 -	42.529	29.219	1:11.748 (2)	82.31	0.049	16:04:10.161
4 -	43.005	30.116	1:13.121 (3)	80.76	1.422	16:05:23.282
5 -	44.508	IN PIT	1:22.423 P	71.65	10.724	16:06:45.705
6 -	OUTLAP	29.224	2:26.430	40.33	1:14.731	16:09:12.135
7 -	43.207	IN PIT	1:19.755 P	74.04	8.056	16:10:31.890
8 -	OUTLAP	29.644	2:16.016	43.41	1:04.317	16:12:47.906
9 -	1:22.849	IN PIT	1:59.996 P	49.21	48.297	16:14:47.902
10 -	OUTLAP	30.740	2:05.332	47.12	53.633	16:16:53.234

P19 169 MK6 (N) Callie CLIFFORD			Fiesta ST			
IDEAL LAP TIME : 1:12.954		BEST LAP TIME : 1:12.990		DIFFERENCE : 0.036		
LAP	SECTOR 1	SECTOR 2	LAP TIME	MPH	DIFF	TIME OF DAY
1 -	OUTLAP	29.699	9:25.604	10.44	8:12.614	16:09:56.907
2 -	44.040	29.590	1:13.630	80.20	0.640	16:11:10.537
3 -	43.728	29.262	1:12.990 (1)	80.91		16:12:23.527
4 -	43.701	29.662	1:13.363	80.49	0.373	16:13:36.890
5 -	43.856	29.398	1:13.254	80.61	0.264	16:14:50.144
6 -	43.768	29.345	1:13.113 (2)	80.77	0.123	16:16:03.257
7 -	43.692	29.430	1:13.122 (3)	80.76	0.132	16:17:16.379

BRSCC Fiesta Junior Championship

RACE 20 - BEST SECTORS

SECTOR 1			SECTOR 2			IDEAL / BEST COMPARISON						
POS	NO	NAME	TIME	NO	NAME	TIME	POS	NO	NAME	IDEAL	BEST	DIFF
									PERFECT LAP	1:11.222		
1	26	LESLIE	42.358	272	O'NEILL-GOING	28.864	1	88	GARFORD	1:11.241	1:11.398	0.157
2	88	GARFORD	42.360	94	HODGKISS	28.877	2	26	LESLIE	1:11.259	1:11.449	0.190
3	85	MASON	42.499	88	GARFORD	28.881	3	272	O'NEILL-GOING	1:11.393	1:11.699	0.306
4	272	O'NEILL-GOING	42.529	26	LESLIE	28.901	4	85	MASON	1:11.530	1:11.537	0.007
5	94	HODGKISS	42.718	315	BLOCKLEY	29.004	5	94	HODGKISS	1:11.595	1:11.749	0.154
6	315	BLOCKLEY	42.965	85	MASON	29.031	6	315	BLOCKLEY	1:11.969	1:12.087	0.118
7	28	DOUGHTY	43.010	194	BURGESS	29.039	7	194	BURGESS	1:12.065	1:12.065	0.000
8	194	BURGESS	43.026	12	MERRITT	29.071	8	12	MERRITT	1:12.101	1:12.421	0.320
9	12	MERRITT	43.030	144	FOXLOW	29.151	9	28	DOUGHTY	1:12.176	1:12.176	0.000
10	86	SANT	43.138	28	DOUGHTY	29.166	10	144	FOXLOW	1:12.290	1:12.290	0.000
11	144	FOXLOW	43.139	169	CLIFFORD	29.262	11	86	SANT	1:12.403	1:12.475	0.072
12	138	FOOTE	43.221	86	SANT	29.265	12	138	FOOTE	1:12.498	1:12.498	0.000
13	69	LINDLEY	43.262	138	FOOTE	29.277	13	69	LINDLEY	1:12.701	1:13.083	0.382
14	188	WEBSTER	43.307	188	WEBSTER	29.408	14	188	WEBSTER	1:12.715	1:12.868	0.153
15	16	GRAY	43.364	29	WATTS	29.410	15	16	GRAY	1:12.897	1:13.168	0.271
16	14	BRETON	43.648	69	LINDLEY	29.439	16	169	CLIFFORD	1:12.954	1:12.990	0.036
17	29	WATTS	43.666	33	BEATTIE	29.515	17	29	WATTS	1:13.076	1:13.709	0.633
18	169	CLIFFORD	43.692	16	GRAY	29.533	18	33	BEATTIE	1:13.259	1:13.421	0.162
19	33	BEATTIE	43.744	14	BRETON	29.704	19	14	BRETON	1:13.352	1:13.497	0.145
20												
21												

BRSCC Fiesta Junior Championship

RACE 20 - STATISTICS

Competitors Started 19
Planned Start 2024-08-18 @ 16:20:00.000
Actual Start 2024-08-18 @ 16:00:31.302
Finish Time 2024-08-18 @ 16:16:12.759
Track Length 1.6404mi.
Total Laps 237
Total Distance Covered 388.7898mi.

Session Fastest Lap History

NO	CL	NAME	LAP TIME	TIME OF DAY	LAP	VEHICLE
272	MK6 (N)	Jenson O'NEILL-GOING	1:11.699	16:02:58.405	2	Fiesta ST
88	MK7 (N)	Alfie GARFORD	1:11.398	16:02:59.582	2	Fiesta Zetec S

Session Leader History

NO	CL	NAME	FROM LAP	LAPS LED	DISTANCE	VEHICLE
272	MK6 (N)	Jenson O'NEILL-GOING	1	4	6.56 miles	Fiesta ST
94	MK7	Jacob HODGKISS	5	1	1.64 miles	Fiesta Zetec S
88	MK7 (N)	Alfie GARFORD	6	8	13.12 miles	Fiesta Zetec S

Flag History

TYPE	TIME OF DAY
GREEN	16:00:31.302
FINISH	16:16:12.759

Flag Statistics

TYPE	COUNT	TOTAL LAPS	TOTAL TIME
Green	1	13	16:56.019
Red	0	0	0.000
Safety Car	0	0	0.000
FCY	0	0	0.000

BRSCC Fiesta Junior Championship

RACE 20 - STATISTICS

CLASS : MK6 (N)

4 Starters

Fastest Lap History

NO	NAME	LAP TIME	TIME OF DAY	LAP	VEHICLE
272	Jenson O'NEILL-GOING	1:11.699	16:02:58.405	2	Fiesta ST

Leader History

NO	NAME	FROM LAP	LAPS LED	DISTANCE	VEHICLE
272	Jenson O'NEILL-GOING	1	4	6.56 miles	Fiesta ST
144	George FOXLOW	5	9	14.76 miles	Fiesta Zetec S

BRSCC Fiesta Junior Championship

RACE 20 - STATISTICS

CLASS : MK7

4 Starters

Fastest Lap History

NO	NAME	LAP TIME	TIME OF DAY	LAP	VEHICLE
94	Jacob HODGKISS	1:11.944	16:02:59.467	2	Fiesta Zetec S
85	Jenson MASON	1:11.537	16:03:00.490	2	Fiesta Zetec S

Leader History

NO	NAME	FROM LAP	LAPS LED	DISTANCE	VEHICLE
94	Jacob HODGKISS	1	5	8.20 miles	Fiesta Zetec S
85	Jenson MASON	6	3	4.92 miles	Fiesta Zetec S
94	Jacob HODGKISS	9	1	1.64 miles	Fiesta Zetec S
85	Jenson MASON	10	3	4.92 miles	Fiesta Zetec S
94	Jacob HODGKISS	13	1	1.64 miles	Fiesta Zetec S

BRSCC Fiesta Junior Championship

RACE 20 - STATISTICS

CLASS : MK7 (N)

11 Starters

Fastest Lap History

NO	NAME	LAP TIME	TIME OF DAY	LAP	VEHICLE
88	Alfie GARFORD	1:11.398	16:02:59.582	2	Fiesta Zetec S

Leader History

NO	NAME	FROM LAP	LAPS LED	DISTANCE	VEHICLE
88	Alfie GARFORD	1	2	3.28 miles	Fiesta Zetec S
26	Finn LESLIE	3	3	4.92 miles	Fiesta Zetec S
88	Alfie GARFORD	6	8	13.12 miles	Fiesta Zetec S