



AIRTEC MOTORSPORT FIESTA ST240 CHAMPIONSHIP



2024 TCR UK Race Weekend
Silverstone National
17th / 18th August 2024

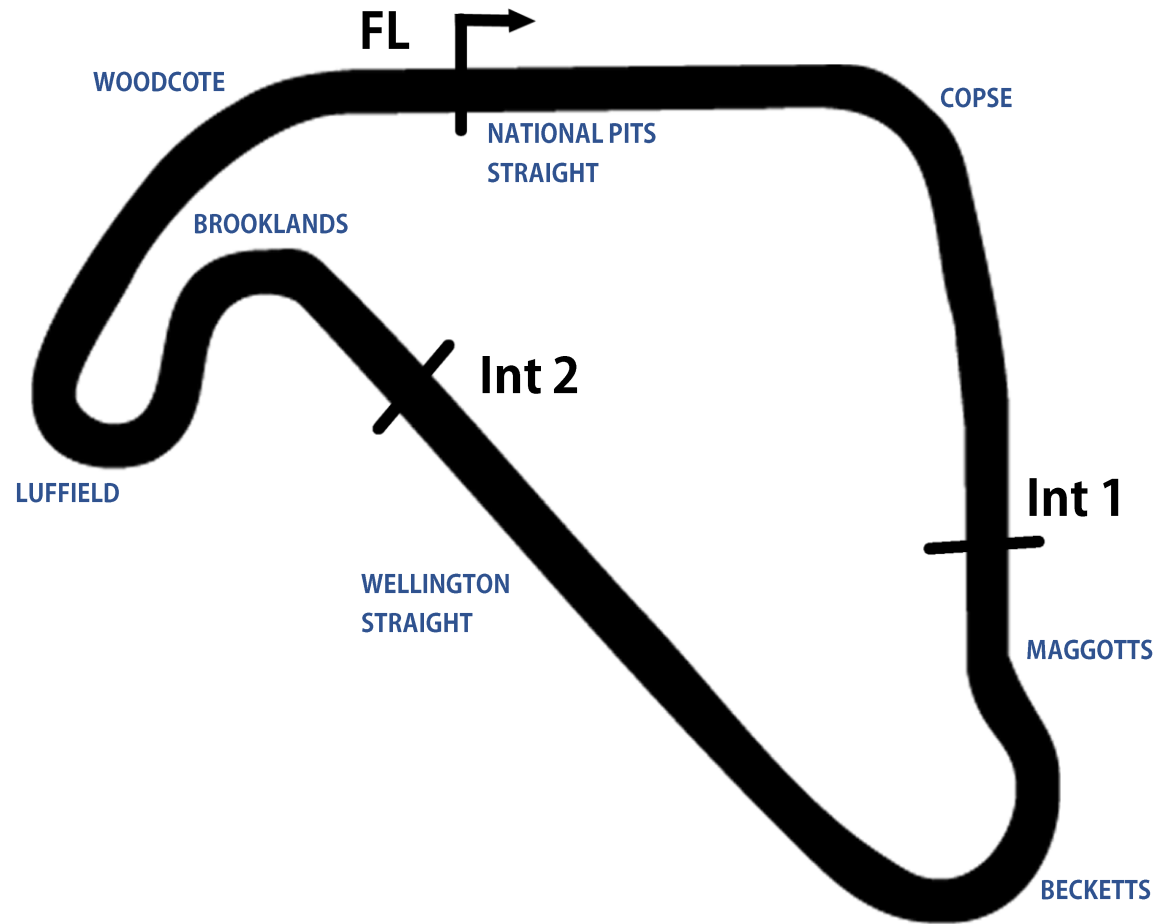


Timing & Results Provided by Timing Solutions Ltd

www.tsl-timing.com

Silverstone National Circuit

Silverstone, Towcester, Northamptonshire, UK



Length	1.6404 miles 2.640 km 2640.7 m		
FL		52.07872 N	1.01711 W
Int 1	800m	52.07528 N	1.01019 W
Int 2	1669m	52.07603 N	1.01669 W
Pit Entry	2610m	52.07859 N	1.01758 W
Pit Exit	305m after FL	52.07880 N	1.01268 W
Pit Entry - Pit Exit	336m, 24.2s @ 50kph, 20.1s @ 60kph		

AIRTEC Motorsport Fiesta 240 Championship
QUALIFYING - RACE 3 - CLASSIFICATION



POS	NO	CL	PIC	NAME	ENTRY	TIME	ON	LAPS	GAP	DIFF	MPH
1	52	PRO (M)	1	Alastair KELLETT	Fiesta ST240	1:05.253	10	11			90.50
2	4	PRO	1	Gary MILLER	Fiesta ST240	1:05.670	8	12	0.417	0.417	89.92
3	42	AM	1	Henry HOWARTH	Fiesta ST240	1:05.687	8	12	0.434	0.017	89.90
4	234	PRO	2	Zachary LUCAS	Fiesta ST240	1:05.761	3	12	0.508	0.074	89.80
5	10	AM	2	Archie JOHNSON	Fiesta ST240	1:05.768	4	11	0.515	0.007	89.79
6	89	PRO	3	Joseph KNIGHT	Fiesta ST240	1:05.813	10	13	0.560	0.045	89.73
7	664	PRO	4	Connor BLACKBURN	Fiesta ST240	1:05.814	7	13	0.561	0.001	89.73
8	46	PRO	5	Lucas HAYDEN	Fiesta ST240	1:05.863	9	11	0.610	0.049	89.66
9	777	PRO (M)	2	Sean REYNOLDS	Fiesta ST240	1:05.912	10	13	0.659	0.049	89.59
10	19	AM	3	Daniel LEWIS	Fiesta ST240	1:05.929	3	13	0.676	0.017	89.57
11	14	PRO	6	Simon HORROBIN	Fiesta ST240	1:05.933	9	10	0.680	0.004	89.57
12	47	AM	4	James POPE	Fiesta ST240	1:06.151	9	13	0.898	0.218	89.27
13	53	PRO	7	Morgan KIDD	Fiesta ST240	1:06.360	4	7	1.107	0.209	88.99
14	111	PRO (M)	3	Luke WARR	Fiesta ST240	1:06.466	8	13	1.213	0.106	88.85
15	174*	AM (M)	1	Christopher BLACKBURN	Fiesta ST240	1:06.628	9	12	1.375	0.162	88.63
16	152	AM	5	Caitlin MAY	Fiesta ST240	1:06.630	10	13	1.377	0.002	88.63
17	26	AM	6	Harry HAYES	Fiesta ST240	1:06.721	10	13	1.468	0.091	88.51
18	11	AM	7	Charlie ELLIS	Fiesta ST240	1:07.170	10	11	1.917	0.449	87.92

Comments: Car 174 - You must fit a working transponder

Weather / Track : Bright / Dry

These results are provisional until the conclusion of any judicial and technical matters.

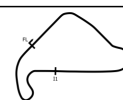
Date: 17/08/2024 Start: 10:36 Finish: 10:51

Silverstone National: 1.6404 miles

Clerk Of Course: Adam Buttercase

Stewards:

Timekeeper: Sarah Evans

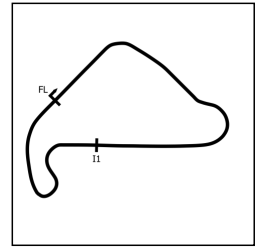


Results can be found at www.tsl-timing.com

Printed - 10:59 Saturday, 17 August 2024

AIRTEC Motorsport Fiesta 240 Championship

QUALIFYING - RACE 3 - SECTOR ANALYSIS



SECTOR 1 = FL to I1, SECTOR 2 = I1 to FL, DIFF = Difference To Personal Best Lap, P = Crossed Finish Line in Pit Lane, D = Time Disallowed

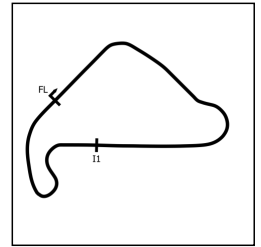
P1 52 PRO (M) Alastair KELLETT			Fiesta ST240			
IDEAL LAP TIME : 1:05.253		BEST LAP TIME : 1:05.253		DIFFERENCE : 0.000		
LAP	SECTOR 1	SECTOR 2	LAP TIME	MPH	DIFF	TIME OF DAY
1 -	47.493	28.798	1:16.291	77.40	11.038	10:38:23.768
2 -	41.499	27.678	1:09.177	85.37	3.924	10:39:32.945
3 -	39.445	26.992	1:06.437	88.89	1.184	10:40:39.382
4 -	39.053	27.057	1:06.110	89.33	0.857	10:41:45.492
5 -	38.912	27.089	1:06.001 (3)	89.47	0.748	10:42:51.493
6 -	47.305	31.071	1:18.376	75.35	13.123	10:44:09.869
7 -	40.066	27.692	1:07.758	87.15	2.505	10:45:17.627
8 -	38.695	26.871	1:05.566 (2)	90.07	0.313	10:46:23.193
9 -	42.341	27.467	1:09.808	84.59	4.555	10:47:33.001
10 -	38.427	26.826	1:05.253 (1)	90.50		10:48:38.254
11 -	47.617	IN PIT	1:29.849 P	65.72	24.596	10:50:08.103

P2 4 PRO Gary MILLER			Fiesta ST240			
IDEAL LAP TIME : 1:05.567		BEST LAP TIME : 1:05.670		DIFFERENCE : 0.103		
LAP	SECTOR 1	SECTOR 2	LAP TIME	MPH	DIFF	TIME OF DAY
1 -	49.679	30.136	1:19.815	73.99	14.145	10:38:26.333
2 -	43.199	49.044	1:32.243	64.02	26.573	10:39:58.576
3 -	44.034	27.689	1:11.723	82.33	6.053	10:41:10.299
4 -	39.603	29.207	1:08.810	85.82	3.140	10:42:19.109
5 -	39.222	27.328	1:06.550	88.74	0.880	10:43:25.659
6 -	38.607	27.143	1:05.750	89.82	0.080	10:44:31.409
7 -	38.598	27.097	1:05.695 (3)	89.89	0.025	10:45:37.104
8 -	38.628	27.042	1:05.670 (1)	89.92		10:46:42.774
9 -	43.724	33.881	1:17.605	76.09	11.935	10:48:00.379
10 -	40.575	27.282	1:07.857	87.03	2.187	10:49:08.236
11 -	38.701	26.969	1:05.670 (1)	89.92		10:50:13.906
12 -	39.031	IN PIT	1:14.092 P	79.70	8.422	10:51:27.998

P3 42 AM Henry HOWARTH			Fiesta ST240			
IDEAL LAP TIME : 1:05.687		BEST LAP TIME : 1:05.687		DIFFERENCE : 0.000		
LAP	SECTOR 1	SECTOR 2	LAP TIME	MPH	DIFF	TIME OF DAY
1 -	56.165	30.604	1:26.769	68.06	21.082	10:38:40.046
2 -	41.622	28.674	1:10.296	84.01	4.609	10:39:50.342
3 -	42.981	30.733	1:13.714	80.11	8.027	10:41:04.056
4 -	39.345	27.297	1:06.642	88.61	0.955	10:42:10.698
5 -	39.276	26.974	1:06.250 (3)	89.14	0.563	10:43:16.948
6 -	42.574	IN PIT	1:15.925 P	77.78	10.238	10:44:32.873
7 -	OUTLAP	29.013	2:07.379	46.36	1:01.692	10:46:40.252
8 -	38.843	26.844	1:05.687 (1)	89.90		10:47:45.939
9 -	38.928	28.396	1:07.324	87.72	1.637	10:48:53.263
10 -	39.103	29.731	1:08.834	85.79	3.147	10:50:02.097
11 -	39.064	27.055	1:06.119 (2)	89.31	0.432	10:51:08.216
12 -	39.135	27.197	1:06.332	89.03	0.645	10:52:14.548

AIRTEC Motorsport Fiesta 240 Championship

QUALIFYING - RACE 3 - SECTOR ANALYSIS



SECTOR 1 = FL to I1, SECTOR 2 = I1 to FL, DIFF = Difference To Personal Best Lap, P = Crossed Finish Line in Pit Lane, D = Time Disallowed

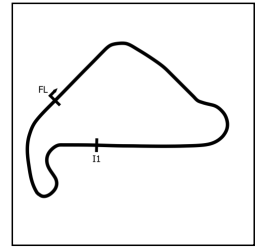
P4 234 PRO Zachary LUCAS			Fiesta ST240			
IDEAL LAP TIME : 1:05.758		BEST LAP TIME : 1:05.761		DIFFERENCE : 0.003		
LAP	SECTOR 1	SECTOR 2	LAP TIME	MPH	DIFF	TIME OF DAY
1 -	42.441	28.475	1:10.916	83.27	5.155	10:38:31.927
2 -	39.520	28.652	1:08.172	86.62	2.411	10:39:40.099
3 -	38.937	26.824	1:05.761 (1)	89.80		10:40:45.860
4 -	38.985	26.945	1:05.930 (3)	89.57	0.169	10:41:51.790
5 -	39.059	26.821	1:05.880 (2)	89.64	0.119	10:42:57.670
6 -	39.373	26.952	1:06.325	89.04	0.564	10:44:03.995
7 -	39.298	IN PIT	1:12.484 P	81.47	6.723	10:45:16.479
8 -	OUTLAP	28.886	2:38.251	37.31	1:32.490	10:47:54.730
9 -	38.954	27.819	1:06.773	88.44	1.012	10:49:01.503
10 -	39.156	27.669	1:06.825	88.37	1.064	10:50:08.328
11 -	39.421	27.446	1:06.867	88.31	1.106	10:51:15.195
12 -	39.805	27.423	1:07.228	87.84	1.467	10:52:22.423

P5 10 AM Archie JOHNSON			Fiesta ST240			
IDEAL LAP TIME : 1:05.768		BEST LAP TIME : 1:05.768		DIFFERENCE : 0.000		
LAP	SECTOR 1	SECTOR 2	LAP TIME	MPH	DIFF	TIME OF DAY
1 -	48.519	30.569	1:19.088	74.67	13.320	10:38:30.170
2 -	40.424	28.456	1:08.880	85.73	3.112	10:39:39.050
3 -	39.865	27.572	1:07.437	87.57	1.669	10:40:46.487
4 -	39.048	26.720	1:05.768 (1)	89.79		10:41:52.255
5 -	39.286	26.873	1:06.159	89.26	0.391	10:42:58.414
6 -	39.358	26.797	1:06.155 (3)	89.27	0.387	10:44:04.569
7 -	39.351	27.062	1:06.413	88.92	0.645	10:45:10.982
8 -	39.421	28.455	1:07.876	87.00	2.108	10:46:18.858
9 -	39.857	26.819	1:06.676	88.57	0.908	10:47:25.534
10 -	39.119	26.773	1:05.892 (2)	89.62	0.124	10:48:31.426
11 -	40.945	IN PIT	1:13.259 P	80.61	7.491	10:49:44.685

P6 89 PRO Joseph KNIGHT			Fiesta ST240			
IDEAL LAP TIME : 1:05.813		BEST LAP TIME : 1:05.813		DIFFERENCE : 0.000		
LAP	SECTOR 1	SECTOR 2	LAP TIME	MPH	DIFF	TIME OF DAY
1 -	46.510	30.937	1:17.447	76.25	11.634	10:38:27.553
2 -	40.126	27.481	1:07.607	87.35	1.794	10:39:35.160
3 -	39.366	27.149	1:06.515	88.78	0.702	10:40:41.675
4 -	39.041	27.172	1:06.213	89.19	0.400	10:41:47.888
5 -	44.096	28.180	1:12.276	81.70	6.463	10:43:00.164
6 -	39.095	27.214	1:06.309	89.06	0.496	10:44:06.473
7 -	39.094	27.069	1:06.163	89.25	0.350	10:45:12.636
8 -	39.045	27.004	1:06.049 (3)	89.41	0.236	10:46:18.685
9 -	39.038	26.962	1:06.000 (2)	89.47	0.187	10:47:24.685
10 -	38.982	26.831	1:05.813 (1)	89.73		10:48:30.498
11 -	41.231	30.657	1:11.888	82.15	6.075	10:49:42.386
12 -	39.060	27.036	1:06.096	89.34	0.283	10:50:48.482
13 -	40.687	IN PIT	1:19.119 P	74.64	13.306	10:52:07.601

AIRTEC Motorsport Fiesta 240 Championship

QUALIFYING - RACE 3 - SECTOR ANALYSIS



SECTOR 1 = FL to I1, SECTOR 2 = I1 to FL, DIFF = Difference To Personal Best Lap, P = Crossed Finish Line in Pit Lane, D = Time Disallowed

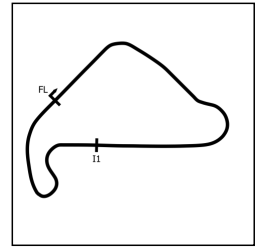
P7 664 PRO Connor BLACKBURN		Fiesta ST240				
IDEAL LAP TIME : 1:05.814		BEST LAP TIME : 1:05.814		DIFFERENCE : 0.000		
LAP	SECTOR 1	SECTOR 2	LAP TIME	MPH	DIFF	TIME OF DAY
1 -	47.256	30.095	1:17.351	76.34	11.537	10:38:33.523
2 -	46.027	28.804	1:14.831	78.92	9.017	10:39:48.354
3 -	39.309	27.695	1:07.004	88.13	1.190	10:40:55.358
4 -	42.433	29.057	1:11.490	82.60	5.676	10:42:06.848
5 -	39.472	27.189	1:06.661	88.59	0.847	10:43:13.509
6 -	39.051	27.102	1:06.153 (2)	89.27	0.339	10:44:19.662
7 -	38.895	26.919	1:05.814 (1)	89.73		10:45:25.476
8 -	38.978	27.209	1:06.187 (3)	89.22	0.373	10:46:31.663
9 -	38.973	27.652	1:06.625	88.64	0.811	10:47:38.288
10 -	41.950	26.947	1:08.897	85.71	3.083	10:48:47.185
11 -	39.119	27.071	1:06.190	89.22	0.376	10:49:53.375
12 -	39.432	27.391	1:06.823	88.37	1.009	10:51:00.198
13 -	39.071	30.979	1:10.050	84.30	4.236	10:52:10.248

P8 46 PRO Lucas HAYDEN		Fiesta ST240				
IDEAL LAP TIME : 1:05.725		BEST LAP TIME : 1:05.863		DIFFERENCE : 0.138		
LAP	SECTOR 1	SECTOR 2	LAP TIME	MPH	DIFF	TIME OF DAY
1 -	43.273	IN PIT	1:19.937 P	73.87	14.074	10:38:42.137
2 -	OUTLAP	28.293	1:58.305	49.91	52.442	10:40:40.442
3 -	39.170	26.944	1:06.114	89.32	0.251	10:41:46.556
4 -	39.200	26.777	1:05.977 (2)	89.51	0.114	10:42:52.533
5 -	39.828	IN PIT	1:10.191 P	84.13	4.328	10:44:02.724
6 -	OUTLAP	26.935	2:21.452	41.75	1:15.589	10:46:24.176
7 -	42.377	27.503	1:09.880	84.51	4.017	10:47:34.056
8 -	39.174	26.869	1:06.043 (3)	89.42	0.180	10:48:40.099
9 -	39.038	26.825	1:05.863 (1)	89.66		10:49:45.962
10 -	48.381	27.515	1:15.896	77.81	10.033	10:51:01.858
11 -	38.948	27.893	1:06.841	88.35	0.978	10:52:08.699

P9 777 PRO (M) Sean REYNOLDS		Fiesta ST240				
IDEAL LAP TIME : 1:05.705		BEST LAP TIME : 1:05.912		DIFFERENCE : 0.207		
LAP	SECTOR 1	SECTOR 2	LAP TIME	MPH	DIFF	TIME OF DAY
1 -	42.999	28.656	1:11.655	82.41	5.743	10:38:35.338
2 -	41.216	32.608	1:13.824	79.99	7.912	10:39:49.162
3 -	40.287	27.511	1:07.798	87.10	1.886	10:40:56.960
4 -	39.553	27.330	1:06.883	88.29	0.971	10:42:03.843
5 -	39.362	27.107	1:06.469	88.84	0.557	10:43:10.312
6 -	39.203	27.207	1:06.410	88.92	0.498	10:44:16.722
7 -	42.776	31.011	1:13.787	80.03	7.875	10:45:30.509
8 -	38.890	27.230	1:06.120	89.31	0.208	10:46:36.629
9 -	38.953	27.101	1:06.054 (2)	89.40	0.142	10:47:42.683
10 -	38.755	27.157	1:05.912 (1)	89.59		10:48:48.595
11 -	38.910	27.309	1:06.219	89.18	0.307	10:49:54.814
12 -	39.135	26.950	1:06.085 (3)	89.36	0.173	10:51:00.899
13 -	38.979	28.512	1:07.491	87.50	1.579	10:52:08.390

AIRTEC Motorsport Fiesta 240 Championship

QUALIFYING - RACE 3 - SECTOR ANALYSIS



SECTOR 1 = FL to I1, SECTOR 2 = I1 to FL, DIFF = Difference To Personal Best Lap, P = Crossed Finish Line in Pit Lane, D = Time Disallowed

P10 19 AM Daniel LEWIS			Fiesta ST240			
IDEAL LAP TIME : 1:05.799		BEST LAP TIME : 1:05.929		DIFFERENCE : 0.130		
LAP	SECTOR 1	SECTOR 2	LAP TIME	MPH	DIFF	TIME OF DAY
1 -	49.836	29.831	1:19.667	74.12	13.738	10:38:28.356
2 -	40.375	27.457	1:07.832	87.06	1.903	10:39:36.188
3 -	38.986	26.943	1:05.929 (1)	89.57		10:40:42.117
4 -	53.947	37.068	1:31.015	64.88	25.086	10:42:13.132
5 -	39.243	27.041	1:06.284	89.09	0.355	10:43:19.416
6 -	39.330	26.866	1:06.196	89.21	0.267	10:44:25.612
7 -	39.264	26.863	1:06.127 (3)	89.30	0.198	10:45:31.739
8 -	39.165	26.991	1:06.156	89.26	0.227	10:46:37.895
9 -	39.205	26.864	1:06.069 (2)	89.38	0.140	10:47:43.964
10 -	44.500	28.728	1:13.228	80.64	7.299	10:48:57.192
11 -	40.015	28.216	1:08.231	86.55	2.302	10:50:05.423
12 -	40.142	27.395	1:07.537	87.44	1.608	10:51:12.960
13 -	39.475	26.813	1:06.288	89.09	0.359	10:52:19.248

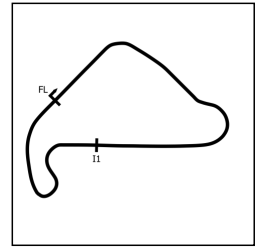
P11 14 PRO Simon HORROBIN			Fiesta ST240			
IDEAL LAP TIME : 1:05.932		BEST LAP TIME : 1:05.933		DIFFERENCE : 0.001		
LAP	SECTOR 1	SECTOR 2	LAP TIME	MPH	DIFF	TIME OF DAY
1 -	44.769	29.297	1:14.066	79.73	8.133	10:38:29.942
2 -	39.740	27.137	1:06.877	88.30	0.944	10:39:36.819
3 -	39.245	26.862	1:06.107 (3)	89.33	0.174	10:40:42.926
4 -	39.336	26.807	1:06.143	89.28	0.210	10:41:49.069
5 -	39.181	27.026	1:06.207	89.20	0.274	10:42:55.276
6 -	39.434	IN PIT	1:10.109 P	84.23	4.176	10:44:05.385
7 -	OUTLAP	26.921	2:12.382	44.61	1:06.449	10:46:17.767
8 -	39.259	26.840	1:06.099 (2)	89.34	0.166	10:47:23.866
9 -	39.125	26.808	1:05.933 (1)	89.57		10:48:29.799
10 -	43.410	IN PIT	1:17.536 P	76.16	11.603	10:49:47.335

P12 47 AM James POPE			Fiesta ST240			
IDEAL LAP TIME : 1:06.068		BEST LAP TIME : 1:06.151		DIFFERENCE : 0.083		
LAP	SECTOR 1	SECTOR 2	LAP TIME	MPH	DIFF	TIME OF DAY
1 -	45.881	30.079	1:15.960	77.74	9.809	10:38:34.110
2 -	40.780	27.523	1:08.303	86.46	2.152	10:39:42.413
3 -	39.593	27.153	1:06.746	88.47	0.595	10:40:49.159
4 -	39.555	27.254	1:06.809	88.39	0.658	10:41:55.968
5 -	39.216	26.993	1:06.209 (3)	89.19	0.058	10:43:02.177
6 -	39.719	27.219	1:06.938	88.22	0.787	10:44:09.115
7 -	39.360	27.255	1:06.615	88.65	0.464	10:45:15.730
8 -	39.497	27.006	1:06.503	88.80	0.352	10:46:22.233
9 -	39.075	27.076	1:06.151 (1)	89.27		10:47:28.384
10 -	39.183	27.003	1:06.186 (2)	89.22	0.035	10:48:34.570
11 -	39.309	27.296	1:06.605	88.66	0.454	10:49:41.175
12 -	39.385	27.225	1:06.610	88.66	0.459	10:50:47.785
13 -	39.428	27.568	1:06.996	88.14	0.845	10:51:54.781

P13 53 PRO Morgan KIDD			Fiesta ST240			
IDEAL LAP TIME : 1:06.360		BEST LAP TIME : 1:06.360		DIFFERENCE : 0.000		
LAP	SECTOR 1	SECTOR 2	LAP TIME	MPH	DIFF	TIME OF DAY
1 -	46.877	29.264	1:16.141	77.56	9.781	10:38:30.679
2 -	40.391	28.968	1:09.359 (3)	85.14	2.999	10:39:40.038
3 -	39.675	27.453	1:07.128 (2)	87.97	0.768	10:40:47.166
4 -	39.093	27.267	1:06.360 (1)	88.99		10:41:53.526
5 -	40.219	IN PIT	1:14.852 P	78.89	8.492	10:43:08.378
6 -	OUTLAP	30.406	4:51.210	20.27	3:44.850	10:47:59.588
7 -	45.349	IN PIT	1:21.118 P	72.80	14.758	10:49:20.706

AIRTEC Motorsport Fiesta 240 Championship

QUALIFYING - RACE 3 - SECTOR ANALYSIS



SECTOR 1 = FL to I1, SECTOR 2 = I1 to FL, DIFF = Difference To Personal Best Lap, P = Crossed Finish Line in Pit Lane, D = Time Disallowed

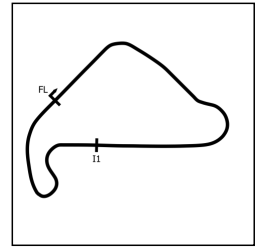
P14 111 PRO (M) Luke WARR			Fiesta ST240			
IDEAL LAP TIME : 1:06.376		BEST LAP TIME : 1:06.466		DIFFERENCE : 0.090		
LAP	SECTOR 1	SECTOR 2	LAP TIME	MPH	DIFF	TIME OF DAY
1 -	50.612	31.353	1:21.965	72.05	15.499	10:38:31.527
2 -	41.869	28.419	1:10.288	84.02	3.822	10:39:41.815
3 -	40.961	27.801	1:08.762	85.88	2.296	10:40:50.577
4 -	40.544	27.549	1:08.093	86.72	1.627	10:41:58.670
5 -	39.519	27.283	1:06.802	88.40	0.336	10:43:05.472
6 -	39.463	27.315	1:06.778	88.43	0.312	10:44:12.250
7 -	39.317	27.239	1:06.556 (3)	88.73	0.090	10:45:18.806
8 -	39.296	27.170	1:06.466 (1)	88.85		10:46:25.272
9 -	39.206	27.288	1:06.494 (2)	88.81	0.028	10:47:31.766
10 -	39.507	27.649	1:07.156	87.93	0.690	10:48:38.922
11 -	39.973	27.826	1:07.799	87.10	1.333	10:49:46.721
12 -	39.275	27.287	1:06.562	88.72	0.096	10:50:53.283
13 -	39.463	27.253	1:06.716	88.51	0.250	10:51:59.999

P15 174 AM (M) Christopher BLACKBURN			Fiesta ST240			
IDEAL LAP TIME :		BEST LAP TIME : 1:06.628		DIFFERENCE :		
LAP	SECTOR 1	SECTOR 2	LAP TIME	MPH	DIFF	TIME OF DAY
1 -			1:16.565	77.13	9.937	10:38:34.799
2 -			1:09.717	84.70	3.089	10:39:44.516
3 -			1:07.298	87.75	0.670	10:40:51.814
4 -			1:14.924	78.82	8.296	10:42:06.738
5 -			1:07.742	87.17	1.114	10:43:14.480
6 -			1:06.719 (2)	88.51	0.091	10:44:21.199
7 -			1:07.155	87.94	0.527	10:45:28.354
8 -			1:06.880 (3)	88.30	0.252	10:46:35.234
9 -			1:06.628 (1)	88.63		10:47:41.862
10 -			1:08.011	86.83	1.383	10:48:49.873
11 -			1:07.600	87.36	0.972	10:49:57.473
12 -		IN PIT	1:30.987 P	64.90	24.359	10:51:28.460

P16 152 AM Caitlin MAY			Fiesta ST240			
IDEAL LAP TIME : 1:06.443		BEST LAP TIME : 1:06.630		DIFFERENCE : 0.187		
LAP	SECTOR 1	SECTOR 2	LAP TIME	MPH	DIFF	TIME OF DAY
1 -	43.692	30.027	1:13.719	80.11	7.089	10:38:36.854
2 -	41.278	28.734	1:10.012	84.35	3.382	10:39:46.866
3 -	40.508	27.583	1:08.091	86.73	1.461	10:40:54.957
4 -	39.960	27.305	1:07.265	87.79	0.635	10:42:02.222
5 -	39.712	27.125	1:06.837	88.35	0.207	10:43:09.059
6 -	39.917	27.127	1:07.044	88.08	0.414	10:44:16.103
7 -	39.688	27.140	1:06.828	88.37	0.198	10:45:22.931
8 -	40.080	29.775	1:09.855	84.54	3.225	10:46:32.786
9 -	39.688	27.170	1:06.858	88.33	0.228	10:47:39.644
10 -	39.527	27.103	1:06.630 (1)	88.63		10:48:46.274
11 -	39.745	27.064	1:06.809	88.39	0.179	10:49:53.083
12 -	39.596	27.109	1:06.705 (2)	88.53	0.075	10:50:59.788
13 -	39.379	27.390	1:06.769 (3)	88.44	0.139	10:52:06.557

AIRTEC Motorsport Fiesta 240 Championship

QUALIFYING - RACE 3 - SECTOR ANALYSIS



SECTOR 1 = FL to I1, SECTOR 2 = I1 to FL, DIFF = Difference To Personal Best Lap, P = Crossed Finish Line in Pit Lane, D = Time Disallowed

P17 26 AM Harry HAYES		Fiesta ST240				
IDEAL LAP TIME : 1:06.721		BEST LAP TIME : 1:06.721		DIFFERENCE : 0.000		
LAP	SECTOR 1	SECTOR 2	LAP TIME	MPH	DIFF	TIME OF DAY
1 -	50.220	31.105	1:21.325	72.61	14.604	10:38:31.938
2 -	41.936	28.494	1:10.430	83.85	3.709	10:39:42.368
3 -	41.132	27.819	1:08.951	85.65	2.230	10:40:51.319
4 -	40.886	27.638	1:08.524	86.18	1.803	10:41:59.843
5 -	40.419	27.578	1:07.997	86.85	1.276	10:43:07.840
6 -	39.811	27.393	1:07.204	87.87	0.483	10:44:15.044
7 -	39.646	27.537	1:07.183	87.90	0.462	10:45:22.227
8 -	40.820	27.521	1:08.341	86.41	1.620	10:46:30.568
9 -	39.849	27.453	1:07.302	87.74	0.581	10:47:37.870
10 -	39.469	27.252	1:06.721 (1)	88.51		10:48:44.591
11 -	39.597	27.411	1:07.008 (3)	88.13	0.287	10:49:51.599
12 -	40.050	27.474	1:07.524	87.46	0.803	10:50:59.123
13 -	39.669	27.257	1:06.926 (2)	88.24	0.205	10:52:06.049

P18 11 AM Charlie ELLIS		Fiesta ST240				
IDEAL LAP TIME : 1:07.089		BEST LAP TIME : 1:07.170		DIFFERENCE : 0.081		
LAP	SECTOR 1	SECTOR 2	LAP TIME	MPH	DIFF	TIME OF DAY
1 -	43.963	28.687	1:12.650	81.28	5.480	10:38:44.009
2 -	45.079	31.573	1:16.652	77.04	9.482	10:40:00.661
3 -	39.858	27.447	1:07.305 (3)	87.74	0.135	10:41:07.966
4 -	40.516	27.322	1:07.838	87.05	0.668	10:42:15.804
5 -	39.986	27.473	1:07.459	87.54	0.289	10:43:23.263
6 -	40.033	27.385	1:07.418	87.59	0.248	10:44:30.681
7 -	40.672	IN PIT	1:14.129 P	79.66	6.959	10:45:44.810
8 -	OUTLAP	29.137	3:18.187	29.79	2:11.017	10:49:02.997
9 -	39.767	27.435	1:07.202 (2)	87.87	0.032	10:50:10.199
10 -	39.839	27.331	1:07.170 (1)	87.92		10:51:17.369
11 -	39.959	27.448	1:07.407	87.61	0.237	10:52:24.776

AIRTEC Motorsport Fiesta 240 Championship

QUALIFYING - RACE 3 - BEST SECTORS

SECTOR 1			SECTOR 2			IDEAL / BEST COMPARISON						
POS	NO	NAME	TIME	NO	NAME	TIME	POS	NO	NAME	IDEAL	BEST	DIFF
									PERFECT LAP	1:05.147		
1	52	KELLETT	38.427	10	JOHNSON	26.720	1	52	KELLETT	1:05.253	1:05.253	0.000
2	4	MILLER	38.598	46	HAYDEN	26.777	2	4	MILLER	1:05.567	1:05.670	0.103
3	777	REYNOLDS	38.755	14	HORROBIN	26.807	3	42	HOWARTH	1:05.687	1:05.687	0.000
4	42	HOWARTH	38.843	19	LEWIS	26.813	4	777	REYNOLDS	1:05.705	1:05.912	0.207
5	664	BLACKBURN	38.895	234	LUCAS	26.821	5	46	HAYDEN	1:05.725	1:05.863	0.138
6	234	LUCAS	38.937	52	KELLETT	26.826	6	234	LUCAS	1:05.758	1:05.761	0.003
7	46	HAYDEN	38.948	89	KNIGHT	26.831	7	10	JOHNSON	1:05.768	1:05.768	0.000
8	89	KNIGHT	38.982	42	HOWARTH	26.844	8	19	LEWIS	1:05.799	1:05.929	0.130
9	19	LEWIS	38.986	664	BLACKBURN	26.919	9	89	KNIGHT	1:05.813	1:05.813	0.000
10	10	JOHNSON	39.048	777	REYNOLDS	26.950	10	664	BLACKBURN	1:05.814	1:05.814	0.000
11	47	POPE	39.075	4	MILLER	26.969	11	14	HORROBIN	1:05.932	1:05.933	0.001
12	53	KIDD	39.093	47	POPE	26.993	12	47	POPE	1:06.068	1:06.151	0.083
13	14	HORROBIN	39.125	152	MAY	27.064	13	53	KIDD	1:06.360	1:06.360	0.000
14	111	WARR	39.206	111	WARR	27.170	14	111	WARR	1:06.376	1:06.466	0.090
15	152	MAY	39.379	26	HAYES	27.252	15	152	MAY	1:06.443	1:06.630	0.187
16	26	HAYES	39.469	53	KIDD	27.267	16	26	HAYES	1:06.721	1:06.721	0.000
17	11	ELLIS	39.767	11	ELLIS	27.322	17	11	ELLIS	1:07.089	1:07.170	0.081
18							18	174	BLACKBURN		1:06.628	

AIRTEC Motorsport Fiesta 240 Championship

QUALIFYING - RACE 3 - STATISTICS

Competitors Started 18
Planned Start 2024-08-17 @ 10:50:00.000
Actual Start 2024-08-17 @ 10:36:24.617
Finish Time 2024-08-17 @ 10:51:24.590
Track Length 1.6404mi.
Total Laps 213
Total Distance Covered 349.4187mi.

Session Fastest Lap History

NO	CL	NAME	LAP TIME	TIME OF DAY	LAP	VEHICLE
52	PRO (M)	Alastair KELLETT	1:16.291	10:38:23.761	1	Fiesta ST240
14	PRO	Simon HORROBIN	1:14.066	10:38:29.947	1	Fiesta ST240
234	PRO	Zachary LUCAS	1:10.916	10:38:31.923	1	Fiesta ST240
52	PRO (M)	Alastair KELLETT	1:09.177	10:39:32.948	2	Fiesta ST240
89	PRO	Joseph KNIGHT	1:07.607	10:39:35.164	2	Fiesta ST240
14	PRO	Simon HORROBIN	1:06.877	10:39:36.823	2	Fiesta ST240
52	PRO (M)	Alastair KELLETT	1:06.437	10:40:39.387	3	Fiesta ST240
19	AM	Daniel LEWIS	1:05.929	10:40:42.114	3	Fiesta ST240
234	PRO	Zachary LUCAS	1:05.761	10:40:45.855	3	Fiesta ST240
4	PRO	Gary MILLER	1:05.750	10:44:31.409	6	Fiesta ST240
4	PRO	Gary MILLER	1:05.695	10:45:37.103	7	Fiesta ST240
52	PRO (M)	Alastair KELLETT	1:05.566	10:46:23.197	8	Fiesta ST240
52	PRO (M)	Alastair KELLETT	1:05.253	10:48:38.258	10	Fiesta ST240

Flag History

TYPE	TIME OF DAY
GREEN	10:36:24.617
FINISH	10:51:24.590

Flag Statistics

TYPE	COUNT	TOTAL LAPS	TOTAL TIME
Green	1	13	16:31.864
Red	0	0	0.000
Safety Car	0	0	0.000
FCY	0	0	0.000

AIRTEC Motorsport Fiesta 240 Championship

QUALIFYING - RACE 3 - STATISTICS

CLASS : AM

7 Starters

Fastest Lap History

NO	NAME	LAP TIME	TIME OF DAY	LAP	VEHICLE
19	Daniel LEWIS	1:19.667	10:38:28.354	1	Fiesta ST240
10	Archie JOHNSON	1:19.088	10:38:30.164	1	Fiesta ST240
47	James POPE	1:15.960	10:38:34.104	1	Fiesta ST240
152	Caitlin MAY	1:13.719	10:38:36.850	1	Fiesta ST240
11	Charlie ELLIS	1:12.650	10:38:44.007	1	Fiesta ST240
19	Daniel LEWIS	1:07.832	10:39:36.191	2	Fiesta ST240
19	Daniel LEWIS	1:05.929	10:40:42.114	3	Fiesta ST240
10	Archie JOHNSON	1:05.768	10:41:52.250	4	Fiesta ST240
42	Henry HOWARTH	1:05.687	10:47:45.932	8	Fiesta ST240

AIRTEC Motorsport Fiesta 240 Championship

QUALIFYING - RACE 3 - STATISTICS

CLASS : AM (M)

1 Starters

Fastest Lap History

NO	NAME	LAP TIME	TIME OF DAY	LAP	VEHICLE
174	Christopher BLACKBURN	1:16.565	10:38:34.799	1	Fiesta ST240
174	Christopher BLACKBURN	1:09.717	10:39:44.516	2	Fiesta ST240
174	Christopher BLACKBURN	1:07.298	10:40:51.814	3	Fiesta ST240
174	Christopher BLACKBURN	1:06.719	10:44:21.199	6	Fiesta ST240
174	Christopher BLACKBURN	1:06.628	10:47:41.862	9	Fiesta ST240

AIRTEC Motorsport Fiesta 240 Championship

QUALIFYING - RACE 3 - STATISTICS

CLASS : PRO

7 Starters

Fastest Lap History

NO	NAME	LAP TIME	TIME OF DAY	LAP	VEHICLE
4	Gary MILLER	1:19.815	10:38:26.331	1	Fiesta ST240
89	Joseph KNIGHT	1:17.447	10:38:27.555	1	Fiesta ST240
14	Simon HORROBIN	1:14.066	10:38:29.947	1	Fiesta ST240
234	Zachary LUCAS	1:10.916	10:38:31.923	1	Fiesta ST240
89	Joseph KNIGHT	1:07.607	10:39:35.164	2	Fiesta ST240
14	Simon HORROBIN	1:06.877	10:39:36.823	2	Fiesta ST240
89	Joseph KNIGHT	1:06.515	10:40:41.678	3	Fiesta ST240
14	Simon HORROBIN	1:06.107	10:40:42.931	3	Fiesta ST240
234	Zachary LUCAS	1:05.761	10:40:45.855	3	Fiesta ST240
4	Gary MILLER	1:05.750	10:44:31.409	6	Fiesta ST240
4	Gary MILLER	1:05.695	10:45:37.103	7	Fiesta ST240
4	Gary MILLER	1:05.670	10:46:42.773	8	Fiesta ST240

AIRTEC Motorsport Fiesta 240 Championship

QUALIFYING - RACE 3 - STATISTICS

CLASS : PRO (M)

3 Starters

Fastest Lap History

NO	NAME	LAP TIME	TIME OF DAY	LAP	VEHICLE
52	Alastair KELLETT	1:16.291	10:38:23.761	1	Fiesta ST240
777	Sean REYNOLDS	1:11.655	10:38:35.333	1	Fiesta ST240
52	Alastair KELLETT	1:09.177	10:39:32.948	2	Fiesta ST240
52	Alastair KELLETT	1:06.437	10:40:39.387	3	Fiesta ST240
52	Alastair KELLETT	1:06.110	10:41:45.494	4	Fiesta ST240
52	Alastair KELLETT	1:06.001	10:42:51.497	5	Fiesta ST240
52	Alastair KELLETT	1:05.566	10:46:23.197	8	Fiesta ST240
52	Alastair KELLETT	1:05.253	10:48:38.258	10	Fiesta ST240

AIRTEC Motorsport Fiesta 240 Championship

RACE 3 - GRID (20 minutes)



ROW 9	18	1:07.170	11 Charlie ELLIS	17	1:06.721	26 Harry HAYES
ROW 8	16	1:06.630	152 Caitlin MAY	15	1:06.628	174 Christopher BLACKBURN
ROW 7	14	1:06.466	111 Luke WARR	13	1:06.360	53 Morgan KIDD
ROW 6	12	1:06.151	47 James POPE	11	1:05.933	14 Simon HORROBIN
ROW 5	10	1:05.929	19 Daniel LEWIS	9	1:05.912	777 Sean REYNOLDS
ROW 4	8	1:05.863	46 Lucas HAYDEN	7	1:05.814	664 Connor BLACKBURN
ROW 3	6	1:05.813	89 Joseph KNIGHT	5	1:05.768	10 Archie JOHNSON
ROW 2	4	1:05.761	234 Zachary LUCAS	3	1:05.687	42 Henry HOWARTH
ROW 1	2	1:05.670	4 Gary MILLER	1	1:05.253	52 Alastair KELLETT
Pole						

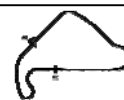
These results are provisional until the conclusion of any judicial and technical matters.

Silverstone National: 1.6404 miles

Clerk Of Course: Adam Buttercase

Stewards:

Timekeeper: Sarah Evans



AIRTEC Motorsport Fiesta 240 Championship

RACE 3 - CLASSIFICATION - AMENDED



Race Distance: 16 Laps / 26.24 miles

POS	NO	CL	PIC	NAME	ENTRY	LAPS	TIME	GAP	DIFF	MPH	BEST	ON	GRD	↑↓
1	4	PRO	1	Gary MILLER	Fiesta ST240	16	17:42.482			88.93	1:06.016	6	2	1
2	234	PRO	2	Zachary LUCAS	Fiesta ST240	16	17:45.638	3.156	3.156	88.67	1:06.131	8	4	2
3	46	PRO	3	Lucas HAYDEN	Fiesta ST240	16	17:47.434	4.952	1.796	88.52	1:05.926	6	8	5
4	42	AM	1	Henry HOWARTH	Fiesta ST240	16	17:48.563	6.081	1.129	88.42	1:06.282	8	3	-1
5	10	AM	2	Archie JOHNSON	Fiesta ST240	16	17:49.206	6.724	0.643	88.37	1:06.218	2	5	0
6	14	PRO	4	Simon HORROBIN	Fiesta ST240	16	17:52.048	9.566	2.842	88.14	1:06.311	6	11	5
7	777	PRO (M)	1	Sean REYNOLDS	Fiesta ST240	16	17:54.371	11.889	2.323	87.94	1:06.303	3	9	2
8	53	PRO	5	Morgan KIDD	Fiesta ST240	16	17:54.943	12.461	0.572	87.90	1:06.377	5	13	5
9	664	PRO	6	Connor BLACKBURN	Fiesta ST240	16	17:56.692	14.210	1.749	87.76	1:06.125	9	7	-2
10	47	AM	3	James POPE	Fiesta ST240	16	17:59.623	17.141	2.931	87.52	1:06.272	5	12	2
11	111	PRO (M)	2	Luke WARR	Fiesta ST240	16	18:01.080	18.598	1.457	87.40	1:06.688	13	14	3
12	19*	AM	4	Daniel LEWIS	Fiesta ST240	16	18:05.515	23.033	4.435	87.04	1:06.759	5	10	-2
13	152	AM	5	Caitlin MAY	Fiesta ST240	16	18:06.989	24.507	1.474	86.92	1:06.887	6	16	3
14	11	AM	6	Charlie ELLIS	Fiesta ST240	16	18:08.714	26.232	1.725	86.79	1:07.068	8	18	4

NOT CLASSIFIED

DNF	52	PRO (M)		Alastair KELLETT	Fiesta ST240	15	16:34.377	1 Lap	1 Lap	89.08	1:05.804	6	1	
DNF	89	PRO		Joseph KNIGHT	Fiesta ST240	12	13:32.625	4 Laps	3 Laps	87.20	1:06.144	6	6	
DNF	26	AM		Harry HAYES	Fiesta ST240	12	13:39.837	4 Laps	7.212	86.44	1:06.937	10	17	
DNF	174*	AM (M)		Christopher BLACKBURN	Fiesta ST240	12	13:44.114	4 Laps	4.277	85.99	1:07.091	9	15	

FASTEST LAP

52	PRO (M)	Alastair KELLETT	Fiesta ST240	6	1:05.804	89.74 mph	144.43 kph
46	PRO	Lucas HAYDEN	Fiesta ST240	6	1:05.926	89.58 mph	144.16 kph
10	AM	Archie JOHNSON	Fiesta ST240	2	1:06.218	89.18 mph	143.52 kph
174	AM (M)	Christopher BLACKBURN	Fiesta ST240	9	1:07.091	88.02 mph	141.66 kph

Comments: Car 174 - 5 second penalty - Track limits
Car 19 - 5 second penalty - Track limits

Weather / Track : Bright / Dry

These results are provisional until the conclusion of any judicial and technical matters.

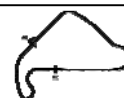
Date: 17/08/2024 Start: 14:03 Finish: 14:21

Silverstone National: 1.6404 miles

Clerk Of Course: Adam Buttercase

Stewards:

Timekeeper: Sarah Evans



Results can be found at www.tsl-timing.com

Printed - 17:30 Saturday, 17 August 2024

AIRTEC Motorsport Fiesta 240 Championship

RACE 3 - LAP CHART

LAP 1 @ 14:04:51.606			LAP 2 @ 14:05:57.645			LAP 3 @ 14:07:04.083			LAP 4 @ 14:08:10.094			LAP 5 @ 14:09:16.146		
NO	BEHIND	LAP TIME	NO	BEHIND	LAP TIME	NO	BEHIND	LAP TIME	NO	BEHIND	LAP TIME	NO	BEHIND	LAP TIME
52		1:08.878	52		1:06.039	52		1:06.438	52		1:06.011	52		1:06.052
4	0.371	1:09.249	4	0.513	1:06.181	4	0.293	1:06.218	4	0.377	1:06.095	4	0.531	1:06.206
234	0.809	1:09.687	234	1.024	1:06.254	234	0.782	1:06.196	234	1.005	1:06.234	234	1.288	1:06.335
42	1.061	1:09.939	42	1.654	1:06.632	42	1.730	1:06.514	42	2.294	1:06.575	42	2.714	1:06.472
89	1.267	1:10.145	89	1.924	1:06.696	46	2.604	1:06.741	46	3.888	1:07.295	46	4.138	1:06.302
46	2.157	1:11.035	46	2.301	1:06.183	89	2.617	1:07.131	89	4.198	1:07.592	89	4.473	1:06.327
10	2.529	1:11.407	10	2.708	1:06.218	10	2.826	1:06.556	10	4.219	1:07.404	10	4.982	1:06.815
14	3.445	1:12.323	14	4.356	1:06.950	14	4.349	1:06.431	14	4.823	1:06.485	14	5.361	1:06.590
19	3.471	1:12.349	777	5.011	1:06.967	777	4.876	1:06.303	777	5.564	1:06.699	664	6.586	1:06.645
47	3.687	1:12.565	664	5.471	1:07.695	664	5.674	1:06.641	664	5.993	1:06.330	777	7.256	1:07.744
664	3.815	1:12.693	111	6.678	1:07.706	111	7.677	1:07.437	53	8.339	1:06.459	53	8.664	1:06.377
777	4.083	1:12.961	53	6.937	1:07.838	53	7.891	1:07.392	111	8.693	1:07.027	111	9.429	1:06.788
111	5.011	1:13.889	19	7.524	1:10.092	19	8.254	1:07.168	19	9.035	1:06.792	19	9.742	1:06.759
53	5.138	1:14.016	174	7.784	1:08.248	174	8.661	1:07.315	47	9.844	1:06.915	47	10.064	1:06.272
174	5.575	1:14.453	47	7.942	1:10.294	47	8.940	1:07.436	174	10.280	1:07.630	174	11.883	1:07.655
11	5.924	1:14.802	11	8.918	1:09.033	152	10.354	1:07.873	152	11.476	1:07.133	152	12.749	1:07.325
152	6.113	1:14.991	152	8.919	1:08.845	26	10.767	1:08.073	26	12.032	1:07.276	26	14.002	1:08.022
26	6.239	1:15.117	26	9.132	1:08.932	11	11.039	1:08.559	11	12.588	1:07.560	11	14.154	1:07.618

AIRTEC Motorsport Fiesta 240 Championship

RACE 3 - LAP CHART

LAP 6 @ 14:10:21.950			LAP 7 @ 14:11:27.811			LAP 8 @ 14:12:33.810			LAP 9 @ 14:13:39.783			LAP 10 @ 14:14:45.619		
NO	BEHIND	LAP TIME	NO	BEHIND	LAP TIME	NO	BEHIND	LAP TIME	NO	BEHIND	LAP TIME	NO	BEHIND	LAP TIME
52		1:05.804	52		1:05.861	52		1:05.999	52		1:05.973	52		1:05.836
4	0.743	1:06.016	4	1.025	1:06.143	4	1.098	1:06.072	4	1.278	1:06.153	4	1.863	1:06.421
234	1.647	1:06.163	234	2.124	1:06.338	234	2.256	1:06.131	234	2.695	1:06.412	234	3.311	1:06.452
42	3.292	1:06.382	42	3.868	1:06.437	42	4.151	1:06.282	42	4.861	1:06.683	42	5.625	1:06.600
46	4.260	1:05.926	46	4.585	1:06.186	46	4.820	1:06.234	46	5.405	1:06.558	46	6.128	1:06.559
89	4.813	1:06.144	89	5.332	1:06.380	89	5.608	1:06.275	89	5.971	1:06.336	89	6.437	1:06.302
10	5.477	1:06.299	10	5.885	1:06.269	10	6.108	1:06.222	10	6.493	1:06.358	10	7.103	1:06.446
14	5.868	1:06.311	14	6.618	1:06.611	14	7.310	1:06.691	14	7.962	1:06.625	14	8.789	1:06.663
664	7.306	1:06.524	664	7.799	1:06.354	664	8.174	1:06.374	664	8.326	1:06.125	777	11.227	1:06.695
777	8.103	1:06.651	777	8.875	1:06.633	777	9.613	1:06.737	777	10.368	1:06.728	53	12.166	1:06.850
53	9.240	1:06.380	53	9.980	1:06.601	53	10.502	1:06.521	53	11.152	1:06.623	664	13.423	1:10.933
111	10.567	1:06.942	19	11.783	1:06.799	47	13.424	1:07.165	47	14.596	1:07.145	47	15.476	1:06.716
19	10.845	1:06.907	111	12.023	1:07.317	19	13.672	1:07.888	19	14.899	1:07.200	19	15.891	1:06.828
47	11.079	1:06.819	47	12.258	1:07.040	111	13.943	1:07.919	111	15.348	1:07.378	111	16.288	1:06.776
174	13.401	1:07.322	174	14.826	1:07.286	174	16.226	1:07.399	174	17.344	1:07.091	174	19.418	1:07.910
152	13.832	1:06.887	152	15.209	1:07.238	152	16.623	1:07.413	152	17.825	1:07.175	152	19.676	1:07.687
26	15.323	1:07.125	26	16.754	1:07.292	26	17.954	1:07.199	26	19.099	1:07.118	26	20.200	1:06.937
11	15.605	1:07.255	11	17.173	1:07.429	11	18.242	1:07.068	11	19.797	1:07.528	11	21.167	1:07.206

AIRTEC Motorsport Fiesta 240 Championship

RACE 3 - LAP CHART

LAP 11 @ 14:15:51.869			LAP 12 @ 14:16:58.088			LAP 13 @ 14:18:04.385			LAP 14 @ 14:19:10.695			LAP 15 @ 14:20:17.105		
NO	BEHIND	LAP TIME	NO	BEHIND	LAP TIME	NO	BEHIND	LAP TIME	NO	BEHIND	LAP TIME	NO	BEHIND	LAP TIME
52		1:06.250	52		1:06.219	52		1:06.297	52		1:06.310	52		1:06.410
4	1.839	1:06.226	4	1.950	1:06.330	4	1.899	1:06.246	4	1.652	1:06.063	4	1.683	1:06.441
234	3.558	1:06.497	234	3.623	1:06.284	234	3.815	1:06.489	234	4.366	1:06.861	234	4.577	1:06.621
42	5.816	1:06.441	42	6.064	1:06.467	46	6.375	1:06.285	46	6.427	1:06.362	46	6.557	1:06.540
46	6.187	1:06.309	46	6.387	1:06.419	42	6.523	1:06.756	42	7.576	1:07.363	42	7.608	1:06.442
89	6.559	1:06.372	10	7.214	1:06.336	10	7.269	1:06.352	10	8.002	1:07.043	10	8.264	1:06.672
10	7.097	1:06.244	14	9.689	1:06.700	14	9.966	1:06.574	14	10.739	1:07.083	14	10.685	1:06.356
14	9.208	1:06.669	777	12.081	1:06.834	777	12.428	1:06.644	777	12.684	1:06.566	777	13.370	1:07.096
777	11.466	1:06.489	53	12.820	1:06.579	53	13.064	1:06.541	53	13.527	1:06.773	53	13.900	1:06.783
53	12.460	1:06.544	664	14.118	1:06.665	664	14.330	1:06.509	664	14.864	1:06.844	664	15.181	1:06.727
664	13.672	1:06.499	47	17.030	1:07.045	47	17.363	1:06.630	47	18.112	1:07.059	47	18.583	1:06.881
47	16.204	1:06.978	89	17.265	1:16.925 P	19	17.907	1:06.850	19	18.611	1:07.014	19	19.277	1:07.076
19	16.441	1:06.800	19	17.354	1:07.132	111	18.144	1:06.688	111	18.873	1:07.039	111	19.371	1:06.908
111	16.986	1:06.948	111	17.753	1:06.986	152	23.844	1:07.448	152	24.823	1:07.289	152	25.354	1:06.941
174	20.500	1:07.332	152	22.693	1:07.489	11	24.739	1:07.489	11	25.935	1:07.506	11	26.751	1:07.226
26	21.109	1:07.159	11	23.547	1:07.549									
152	21.423	1:07.997	174	23.754	1:09.473									
11	22.217	1:07.300	26	24.477	1:09.587									

AIRTEC Motorsport Fiesta 240 Championship

RACE 3 - LAP CHART

LAP 16 @ 14:21:25.210

NO	BEHIND	LAP TIME
4		1:06.422
234	3.156	1:06.684
46	4.952	1:06.500
42	6.081	1:06.578
10	6.724	1:06.565
14	9.566	1:06.986
777	11.889	1:06.624
53	12.461	1:06.666
664	14.210	1:07.134
47	17.141	1:06.663
19	18.033	1:06.861
111	18.598	1:07.332
152	24.507	1:07.258
11	26.232	1:07.586

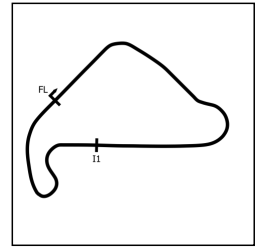
AIRTEC Motorsport Fiesta 240 Championship

RACE 3 - POSITION CHART

No	Name	Lap																	
		Pos	1	2	3	4	5	6	7	8	9	10	11	12	13	14	15	16	
52	KELLETT	1	52	52	52	52	52	52	52	52	52	52	52	52	52	52	52	52	4
4	MILLER	2	4	4	4	4	4	4	4	4	4	4	4	4	4	4	4	4	234
42	HOWARTH	3	234	234	234	234	234	234	234	234	234	234	234	234	234	234	234	234	46
234	LUCAS	4	42	42	42	42	42	42	42	42	42	42	42	42	46	46	46	46	42
10	JOHNSON	5	89	89	46	46	46	46	46	46	46	46	46	46	42	42	42	10	
89	KNIGHT	6	46	46	89	89	89	89	89	89	89	89	89	10	10	10	10	14	
664	BLACKBURN	7	10	10	10	10	10	10	10	10	10	10	10	14	14	14	14	777	
46	HAYDEN	8	14	14	14	14	14	14	14	14	14	14	14	777	777	777	777	53	
777	REYNOLDS	9	19	777	777	777	664	664	664	664	664	777	777	53	53	53	53	664	
19	LEWIS	10	47	664	664	664	777	777	777	777	777	53	53	664	664	664	664	47	
14	HORROBIN	11	664	111	111	53	53	53	53	53	53	664	664	47	47	47	47	19	
47	POPE	12	777	53	53	111	111	111	19	47	47	47	47	89	19	19	19	111	
53	KIDD	13	111	19	19	19	19	19	111	19	19	19	19	19	111	111	111	152	
111	WARR	14	53	174	174	47	47	47	47	111	111	111	111	111	152	152	152	11	
174	BLACKBURN	15	174	47	47	174	174	174	174	174	174	174	174	152	11	11	11		
152	MAY	16	11	11	152	152	152	152	152	152	152	152	26	11					
26	HAYES	17	152	152	26	26	26	26	26	26	26	26	152	174					
11	ELLIS	18	26	26	11	11	11	11	11	11	11	11	11	26					

AIRTEC Motorsport Fiesta 240 Championship

RACE 3 - SECTOR ANALYSIS



SECTOR 1 = FL to I1, SECTOR 2 = I1 to FL, DIFF = Difference To Personal Best Lap, P = Crossed Finish Line in Pit Lane, D = Time Disallowed

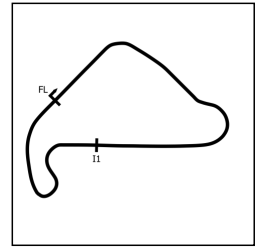
P1		4 PRO Gary MILLER		Fiesta ST240		
IDEAL LAP TIME : 1:05.876		BEST LAP TIME : 1:06.016		DIFFERENCE : 0.140		
LAP	SECTOR 1	SECTOR 2	LAP TIME	MPH	DIFF	TIME OF DAY
1 -		27.256	1:09.249	85.28	3.233	14:04:51.977
2 -	39.079	27.102	1:06.181	89.23	0.165	14:05:58.158
3 -	39.064	27.154	1:06.218	89.18	0.202	14:07:04.376
4 -	39.098	26.997	1:06.095	89.35	0.079	14:08:10.471
5 -	38.879	27.327	1:06.206	89.20	0.190	14:09:16.677
6 -	38.992	27.024	1:06.016 (1)	89.45		14:10:22.693
7 -	39.003	27.140	1:06.143	89.28	0.127	14:11:28.836
8 -	39.057	27.015	1:06.072 (3)	89.38	0.056	14:12:34.908
9 -	39.011	27.142	1:06.153	89.27	0.137	14:13:41.061
10 -	38.999	27.422	1:06.421	88.91	0.405	14:14:47.482
11 -	38.976	27.250	1:06.226	89.17	0.210	14:15:53.708
12 -	39.220	27.110	1:06.330	89.03	0.314	14:17:00.038
13 -	39.039	27.207	1:06.246	89.14	0.230	14:18:06.284
14 -	38.959	27.104	1:06.063 (2)	89.39	0.047	14:19:12.347
15 -	39.277	27.164	1:06.441	88.88	0.425	14:20:18.788
16 -	39.151	27.271	1:06.422	88.91	0.406	14:21:25.210

P2		234 PRO Zachary LUCAS		Fiesta ST240		
IDEAL LAP TIME : 1:05.954		BEST LAP TIME : 1:06.131		DIFFERENCE : 0.177		
LAP	SECTOR 1	SECTOR 2	LAP TIME	MPH	DIFF	TIME OF DAY
1 -		27.421	1:09.687	84.74	3.556	14:04:52.415
2 -	39.109	27.145	1:06.254	89.13	0.123	14:05:58.669
3 -	39.147	27.049	1:06.196 (3)	89.21	0.065	14:07:04.865
4 -	39.093	27.141	1:06.234	89.16	0.103	14:08:11.099
5 -	39.189	27.146	1:06.335	89.02	0.204	14:09:17.434
6 -	39.237	26.926	1:06.163 (2)	89.25	0.032	14:10:23.597
7 -	39.471	26.867	1:06.338	89.02	0.207	14:11:29.935
8 -	39.270	26.861	1:06.131 (1)	89.30		14:12:36.066
9 -	39.390	27.022	1:06.412	88.92	0.281	14:13:42.478
10 -	39.321	27.131	1:06.452	88.87	0.321	14:14:48.930
11 -	39.368	27.129	1:06.497	88.81	0.366	14:15:55.427
12 -	39.200	27.084	1:06.284	89.09	0.153	14:17:01.711
13 -	39.477	27.012	1:06.489	88.82	0.358	14:18:08.200
14 -	39.763	27.098	1:06.861	88.32	0.730	14:19:15.061
15 -	39.538	27.083	1:06.621	88.64	0.490	14:20:21.682
16 -	39.670	27.014	1:06.684	88.56	0.553	14:21:28.366

P3		46 PRO Lucas HAYDEN		Fiesta ST240		
IDEAL LAP TIME : 1:05.917		BEST LAP TIME : 1:05.926		DIFFERENCE : 0.009		
LAP	SECTOR 1	SECTOR 2	LAP TIME	MPH	DIFF	TIME OF DAY
1 -		27.039	1:11.035	83.13	5.109	14:04:53.763
2 -	39.063	27.120	1:06.183 (2)	89.23	0.257	14:05:59.946
3 -	39.468	27.273	1:06.741	88.48	0.815	14:07:06.687
4 -	40.106	27.189	1:07.295	87.75	1.369	14:08:13.982
5 -	39.368	26.934	1:06.302	89.07	0.376	14:09:20.284
6 -	39.072	26.854	1:05.926 (1)	89.58		14:10:26.210
7 -	39.302	26.884	1:06.186 (3)	89.22	0.260	14:11:32.396
8 -	39.315	26.919	1:06.234	89.16	0.308	14:12:38.630
9 -	39.535	27.023	1:06.558	88.72	0.632	14:13:45.188
10 -	39.523	27.036	1:06.559	88.72	0.633	14:14:51.747
11 -	39.284	27.025	1:06.309	89.06	0.383	14:15:58.056
12 -	39.449	26.970	1:06.419	88.91	0.493	14:17:04.475
13 -	39.332	26.953	1:06.285	89.09	0.359	14:18:10.760
14 -	39.506	26.856	1:06.362	88.99	0.436	14:19:17.122
15 -	39.448	27.092	1:06.540	88.75	0.614	14:20:23.662
16 -	39.550	26.950	1:06.500	88.80	0.574	14:21:30.162

AIRTEC Motorsport Fiesta 240 Championship

RACE 3 - SECTOR ANALYSIS



SECTOR 1 = FL to I1, SECTOR 2 = I1 to FL, DIFF = Difference To Personal Best Lap, P = Crossed Finish Line in Pit Lane, D = Time Disallowed

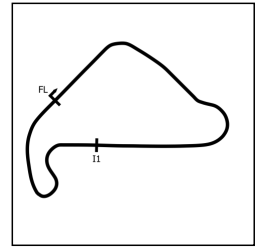
P4 42 AM Henry HOWARTH		Fiesta ST240				
IDEAL LAP TIME : 1:06.231		BEST LAP TIME : 1:06.282		DIFFERENCE : 0.051		
LAP	SECTOR 1	SECTOR 2	LAP TIME	MPH	DIFF	TIME OF DAY
1 -		27.369	1:09.939	84.43	3.657	14:04:52.667
2 -	39.407	27.225	1:06.632	88.63	0.350	14:05:59.299
3 -	39.395	27.119	1:06.514	88.78	0.232	14:07:05.813
4 -	39.435	27.140	1:06.575	88.70	0.293	14:08:12.388
5 -	39.348	27.124	1:06.472	88.84	0.190	14:09:18.860
6 -	39.372	27.010	1:06.382 (2)	88.96	0.100	14:10:25.242
7 -	39.251	27.186	1:06.437 (3)	88.89	0.155	14:11:31.679
8 -	39.286	26.996	1:06.282 (1)	89.09		14:12:37.961
9 -	39.498	27.185	1:06.683	88.56	0.401	14:13:44.644
10 -	39.405	27.195	1:06.600	88.67	0.318	14:14:51.244
11 -	39.286	27.155	1:06.441	88.88	0.159	14:15:57.685
12 -	39.308	27.159	1:06.467	88.85	0.185	14:17:04.152
13 -	39.404	27.352	1:06.756	88.46	0.474	14:18:10.908
14 -	40.262	27.101	1:07.363	87.66	1.081	14:19:18.271
15 -	39.235	27.207	1:06.442	88.88	0.160	14:20:24.713
16 -	39.297	27.281	1:06.578	88.70	0.296	14:21:31.291

P5 10 AM Archie JOHNSON		Fiesta ST240				
IDEAL LAP TIME : 1:06.033		BEST LAP TIME : 1:06.218		DIFFERENCE : 0.185		
LAP	SECTOR 1	SECTOR 2	LAP TIME	MPH	DIFF	TIME OF DAY
1 -		27.347	1:11.407	82.70	5.189	14:04:54.135
2 -	39.302	26.916	1:06.218 (1)	89.18		14:06:00.353
3 -	39.439	27.117	1:06.556	88.73	0.338	14:07:06.909
4 -	40.012	27.392	1:07.404	87.61	1.186	14:08:14.313
5 -	39.936	26.879	1:06.815	88.38	0.597	14:09:21.128
6 -	39.279	27.020	1:06.299	89.07	0.081	14:10:27.427
7 -	39.362	26.907	1:06.269	89.11	0.051	14:11:33.696
8 -	39.332	26.890	1:06.222 (2)	89.17	0.004	14:12:39.918
9 -	39.262	27.096	1:06.358	88.99	0.140	14:13:46.276
10 -	39.343	27.103	1:06.446	88.87	0.228	14:14:52.722
11 -	39.154	27.090	1:06.244 (3)	89.15	0.026	14:15:58.966
12 -	39.297	27.039	1:06.336	89.02	0.118	14:17:05.302
13 -	39.435	26.917	1:06.352	89.00	0.134	14:18:11.654
14 -	39.948	27.095	1:07.043	88.08	0.825	14:19:18.697
15 -	39.625	27.047	1:06.672	88.57	0.454	14:20:25.369
16 -	39.355	27.210	1:06.565	88.72	0.347	14:21:31.934

P6 14 PRO Simon HORROBIN		Fiesta ST240				
IDEAL LAP TIME : 1:06.189		BEST LAP TIME : 1:06.311		DIFFERENCE : 0.122		
LAP	SECTOR 1	SECTOR 2	LAP TIME	MPH	DIFF	TIME OF DAY
1 -		27.498	1:12.323	81.65	6.012	14:04:55.051
2 -	39.987	26.963	1:06.950	88.21	0.639	14:06:02.001
3 -	39.537	26.894	1:06.431 (3)	88.89	0.120	14:07:08.432
4 -	39.513	26.972	1:06.485	88.82	0.174	14:08:14.917
5 -	39.661	26.929	1:06.590	88.68	0.279	14:09:21.507
6 -	39.318	26.993	1:06.311 (1)	89.06		14:10:27.818
7 -	39.580	27.031	1:06.611	88.65	0.300	14:11:34.429
8 -	39.532	27.159	1:06.691	88.55	0.380	14:12:41.120
9 -	39.632	26.993	1:06.625	88.64	0.314	14:13:47.745
10 -	39.469	27.194	1:06.663	88.58	0.352	14:14:54.408
11 -	39.498	27.171	1:06.669	88.58	0.358	14:16:01.077
12 -	39.544	27.156	1:06.700	88.54	0.389	14:17:07.777
13 -	39.449	27.125	1:06.574	88.70	0.263	14:18:14.351
14 -	39.990	27.093	1:07.083	88.03	0.772	14:19:21.434
15 -	39.485	26.871	1:06.356 (2)	88.99	0.045	14:20:27.790
16 -	40.006	26.980	1:06.986	88.16	0.675	14:21:34.776

AIRTEC Motorsport Fiesta 240 Championship

RACE 3 - SECTOR ANALYSIS



SECTOR 1 = FL to I1, SECTOR 2 = I1 to FL, DIFF = Difference To Personal Best Lap, P = Crossed Finish Line in Pit Lane, D = Time Disallowed

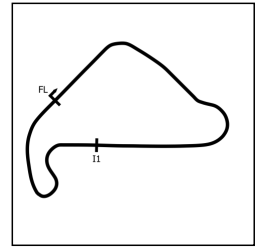
P7 777 PRO (M) Sean REYNOLDS			Fiesta ST240			
IDEAL LAP TIME : 1:06.273		BEST LAP TIME : 1:06.303		DIFFERENCE : 0.030		
LAP	SECTOR 1	SECTOR 2	LAP TIME	MPH	DIFF	TIME OF DAY
1 -		27.764	1:12.961	80.94	6.658	14:04:55.689
2 -	39.750	27.217	1:06.967	88.18	0.664	14:06:02.656
3 -	39.284	27.019	1:06.303 (1)	89.07		14:07:08.959
4 -	39.506	27.193	1:06.699	88.54	0.396	14:08:15.658
5 -	40.385	27.359	1:07.744	87.17	1.441	14:09:23.402
6 -	39.451	27.200	1:06.651	88.60	0.348	14:10:30.053
7 -	39.344	27.289	1:06.633	88.62	0.330	14:11:36.686
8 -	39.422	27.315	1:06.737	88.49	0.434	14:12:43.423
9 -	39.352	27.376	1:06.728	88.50	0.425	14:13:50.151
10 -	39.312	27.383	1:06.695	88.54	0.392	14:14:56.846
11 -	39.254	27.235	1:06.489 (2)	88.82	0.186	14:16:03.335
12 -	39.410	27.424	1:06.834	88.36	0.531	14:17:10.169
13 -	39.451	27.193	1:06.644	88.61	0.341	14:18:16.813
14 -	39.433	27.133	1:06.566 (3)	88.71	0.263	14:19:23.379
15 -	39.829	27.267	1:07.096	88.01	0.793	14:20:30.475
16 -	39.291	27.333	1:06.624	88.64	0.321	14:21:37.099

P8 53 PRO Morgan KIDD			Fiesta ST240			
IDEAL LAP TIME : 1:06.262		BEST LAP TIME : 1:06.377		DIFFERENCE : 0.115		
LAP	SECTOR 1	SECTOR 2	LAP TIME	MPH	DIFF	TIME OF DAY
1 -		28.105	1:14.016	79.78	7.639	14:04:56.744
2 -	40.106	27.732	1:07.838	87.05	1.461	14:06:04.582
3 -	39.870	27.522	1:07.392	87.63	1.015	14:07:11.974
4 -	39.381	27.078	1:06.459 (3)	88.86	0.082	14:08:18.433
5 -	39.184	27.193	1:06.377 (1)	88.97		14:09:24.810
6 -	39.189	27.191	1:06.380 (2)	88.96	0.003	14:10:31.190
7 -	39.311	27.290	1:06.601	88.67	0.224	14:11:37.791
8 -	39.263	27.258	1:06.521	88.77	0.144	14:12:44.312
9 -	39.284	27.339	1:06.623	88.64	0.246	14:13:50.935
10 -	39.311	27.539	1:06.850	88.34	0.473	14:14:57.785
11 -	39.319	27.225	1:06.544	88.74	0.167	14:16:04.329
12 -	39.374	27.205	1:06.579	88.70	0.202	14:17:10.908
13 -	39.432	27.109	1:06.541	88.75	0.164	14:18:17.449
14 -	39.446	27.327	1:06.773	88.44	0.396	14:19:24.222
15 -	39.450	27.333	1:06.783	88.43	0.406	14:20:31.005
16 -	39.443	27.223	1:06.666	88.58	0.289	14:21:37.671

P9 664 PRO Connor BLACKBURN			Fiesta ST240			
IDEAL LAP TIME : 1:06.125		BEST LAP TIME : 1:06.125		DIFFERENCE : 0.000		
LAP	SECTOR 1	SECTOR 2	LAP TIME	MPH	DIFF	TIME OF DAY
1 -		27.699	1:12.693	81.24	6.568	14:04:55.421
2 -	40.242	27.453	1:07.695	87.23	1.570	14:06:03.116
3 -	39.385	27.256	1:06.641	88.61	0.516	14:07:09.757
4 -	39.265	27.065	1:06.330 (2)	89.03	0.205	14:08:16.087
5 -	39.482	27.163	1:06.645	88.61	0.520	14:09:22.732
6 -	39.247	27.277	1:06.524	88.77	0.399	14:10:29.256
7 -	39.256	27.098	1:06.354 (3)	89.00	0.229	14:11:35.610
8 -	39.305	27.069	1:06.374	88.97	0.249	14:12:41.984
9 -	39.201	26.924	1:06.125 (1)	89.31		14:13:48.109
10 -	39.267	31.666	1:10.933	83.25	4.808	14:14:59.042
11 -	39.301	27.198	1:06.499	88.80	0.374	14:16:05.541
12 -	39.306	27.359	1:06.665	88.58	0.540	14:17:12.206
13 -	39.375	27.134	1:06.509	88.79	0.384	14:18:18.715
14 -	39.677	27.167	1:06.844	88.35	0.719	14:19:25.559
15 -	39.416	27.311	1:06.727	88.50	0.602	14:20:32.286
16 -	39.756	27.378	1:07.134	87.96	1.009	14:21:39.420

AIRTEC Motorsport Fiesta 240 Championship

RACE 3 - SECTOR ANALYSIS



SECTOR 1 = FL to I1, SECTOR 2 = I1 to FL, DIFF = Difference To Personal Best Lap, P = Crossed Finish Line in Pit Lane, D = Time Disallowed

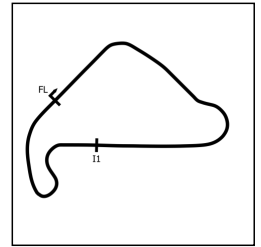
P10 47 AM James POPE		Fiesta ST240				
IDEAL LAP TIME : 1:06.272		BEST LAP TIME : 1:06.272		DIFFERENCE : 0.000		
LAP	SECTOR 1	SECTOR 2	LAP TIME	MPH	DIFF	TIME OF DAY
1 -		27.563	1:12.565	81.38	6.293	14:04:55.293
2 -	40.079	30.215	1:10.294	84.01	4.022	14:06:05.587
3 -	39.913	27.523	1:07.436	87.57	1.164	14:07:13.023
4 -	39.791	27.124	1:06.915	88.25	0.643	14:08:19.938
5 -	39.219	27.053	1:06.272 (1)	89.11		14:09:26.210
6 -	39.630	27.189	1:06.819	88.38	0.547	14:10:33.029
7 -	39.678	27.362	1:07.040	88.09	0.768	14:11:40.069
8 -	40.025	27.140	1:07.165	87.92	0.893	14:12:47.234
9 -	39.894	27.251	1:07.145	87.95	0.873	14:13:54.379
10 -	39.482	27.234	1:06.716	88.51	0.444	14:15:01.095
11 -	39.431	27.547	1:06.978	88.17	0.706	14:16:08.073
12 -	39.594	27.451	1:07.045	88.08	0.773	14:17:15.118
13 -	39.539	27.091	1:06.630 (2)	88.63	0.358	14:18:21.748
14 -	39.913	27.146	1:07.059	88.06	0.787	14:19:28.807
15 -	39.716	27.165	1:06.881	88.30	0.609	14:20:35.688
16 -	39.471	27.192	1:06.663 (3)	88.58	0.391	14:21:42.351

P11 19 AM Daniel LEWIS		Fiesta ST240				
IDEAL LAP TIME : 1:06.526		BEST LAP TIME : 1:06.759		DIFFERENCE : 0.233		
LAP	SECTOR 1	SECTOR 2	LAP TIME	MPH	DIFF	TIME OF DAY
1 -		27.940	1:12.349	81.62	5.590	14:04:55.077
2 -	42.027	28.065	1:10.092	84.25	3.333	14:06:05.169
3 -	39.762	27.406	1:07.168	87.92	0.409	14:07:12.337
4 -	39.340	27.452	1:06.792 (2)	88.41	0.033	14:08:19.129
5 -	39.513	27.246	1:06.759 (1)	88.46		14:09:25.888
6 -	39.621	27.286	1:06.907	88.26	0.148	14:10:32.795
7 -	39.589	27.210	1:06.799 (3)	88.40	0.040	14:11:39.594
8 -	40.384	27.504	1:07.888	86.99	1.129	14:12:47.482
9 -	39.836	27.364	1:07.200	87.88	0.441	14:13:54.682
10 -	39.642	27.186	1:06.828	88.37	0.069	14:15:01.510
11 -	39.462	27.338	1:06.800	88.40	0.041	14:16:08.310
12 -	39.791	27.341	1:07.132	87.97	0.373	14:17:15.442
13 -	39.568	27.282	1:06.850	88.34	0.091	14:18:22.292
14 -	39.639	27.375	1:07.014	88.12	0.255	14:19:29.306
15 -	39.657	27.419	1:07.076	88.04	0.317	14:20:36.382
16 -	39.596	27.265	1:06.861	88.32	0.102	14:21:43.243

P12 111 PRO (M) Luke WARR		Fiesta ST240				
IDEAL LAP TIME : 1:06.565		BEST LAP TIME : 1:06.688		DIFFERENCE : 0.123		
LAP	SECTOR 1	SECTOR 2	LAP TIME	MPH	DIFF	TIME OF DAY
1 -		28.199	1:13.889	79.92	7.201	14:04:56.617
2 -	39.980	27.726	1:07.706	87.22	1.018	14:06:04.323
3 -	39.925	27.512	1:07.437	87.57	0.749	14:07:11.760
4 -	39.397	27.630	1:07.027	88.10	0.339	14:08:18.787
5 -	39.497	27.291	1:06.788 (3)	88.42	0.100	14:09:25.575
6 -	39.532	27.410	1:06.942	88.22	0.254	14:10:32.517
7 -	39.697	27.620	1:07.317	87.72	0.629	14:11:39.834
8 -	40.554	27.365	1:07.919	86.95	1.231	14:12:47.753
9 -	39.899	27.479	1:07.378	87.64	0.690	14:13:55.131
10 -	39.435	27.341	1:06.776 (2)	88.43	0.088	14:15:01.907
11 -	39.372	27.576	1:06.948	88.21	0.260	14:16:08.855
12 -	39.585	27.401	1:06.986	88.16	0.298	14:17:15.841
13 -	39.443	27.245	1:06.688 (1)	88.55		14:18:22.529
14 -	39.846	27.193	1:07.039	88.09	0.351	14:19:29.568
15 -	39.491	27.417	1:06.908	88.26	0.220	14:20:36.476
16 -	39.825	27.507	1:07.332	87.70	0.644	14:21:43.808

AIRTEC Motorsport Fiesta 240 Championship

RACE 3 - SECTOR ANALYSIS



SECTOR 1 = FL to I1, SECTOR 2 = I1 to FL, DIFF = Difference To Personal Best Lap, P = Crossed Finish Line in Pit Lane, D = Time Disallowed

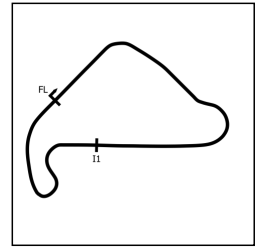
P13 152 AM Caitlin MAY			Fiesta ST240			
IDEAL LAP TIME : 1:06.850		BEST LAP TIME : 1:06.887		DIFFERENCE : 0.037		
LAP	SECTOR 1	SECTOR 2	LAP TIME	MPH	DIFF	TIME OF DAY
1 -		28.129	1:14.991	78.75	8.104	14:04:57.719
2 -	40.751	28.094	1:08.845	85.78	1.958	14:06:06.564
3 -	40.358	27.515	1:07.873	87.01	0.986	14:07:14.437
4 -	39.803	27.330	1:07.133 (3)	87.96	0.246	14:08:21.570
5 -	40.069	27.256	1:07.325	87.71	0.438	14:09:28.895
6 -	39.764	27.123	1:06.887 (1)	88.29		14:10:35.782
7 -	39.727	27.511	1:07.238	87.83	0.351	14:11:43.020
8 -	40.044	27.369	1:07.413	87.60	0.526	14:12:50.433
9 -	39.907	27.268	1:07.175	87.91	0.288	14:13:57.608
10 -	40.118	27.569	1:07.687	87.24	0.800	14:15:05.295
11 -	40.376	27.621	1:07.997	86.85	1.110	14:16:13.292
12 -	40.079	27.410	1:07.489	87.50	0.602	14:17:20.781
13 -	40.048	27.400	1:07.448	87.55	0.561	14:18:28.229
14 -	40.076	27.213	1:07.289	87.76	0.402	14:19:35.518
15 -	39.775	27.166	1:06.941 (2)	88.22	0.054	14:20:42.459
16 -	39.965	27.293	1:07.258	87.80	0.371	14:21:49.717

P14 11 AM Charlie ELLIS			Fiesta ST240			
IDEAL LAP TIME : 1:06.968		BEST LAP TIME : 1:07.068		DIFFERENCE : 0.100		
LAP	SECTOR 1	SECTOR 2	LAP TIME	MPH	DIFF	TIME OF DAY
1 -		28.142	1:14.802	78.94	7.734	14:04:57.530
2 -	40.406	28.627	1:09.033	85.54	1.965	14:06:06.563
3 -	40.828	27.731	1:08.559	86.13	1.491	14:07:15.122
4 -	40.108	27.452	1:07.560	87.41	0.492	14:08:22.682
5 -	40.056	27.562	1:07.618	87.33	0.550	14:09:30.300
6 -	39.988	27.267	1:07.255	87.81	0.187	14:10:37.555
7 -	40.105	27.324	1:07.429	87.58	0.361	14:11:44.984
8 -	39.849	27.219	1:07.068 (1)	88.05		14:12:52.052
9 -	40.152	27.376	1:07.528	87.45	0.460	14:13:59.580
10 -	39.789	27.417	1:07.206 (2)	87.87	0.138	14:15:06.786
11 -	39.783	27.517	1:07.300	87.75	0.232	14:16:14.086
12 -	39.941	27.608	1:07.549	87.42	0.481	14:17:21.635
13 -	40.039	27.450	1:07.489	87.50	0.421	14:18:29.124
14 -	40.039	27.467	1:07.506	87.48	0.438	14:19:36.630
15 -	39.749	27.477	1:07.226 (3)	87.84	0.158	14:20:43.856
16 -	40.052	27.534	1:07.586	87.38	0.518	14:21:51.442

P15 52 PRO (M) Alastair KELLETT			Fiesta ST240			
IDEAL LAP TIME : 1:05.774		BEST LAP TIME : 1:05.804		DIFFERENCE : 0.030		
LAP	SECTOR 1	SECTOR 2	LAP TIME	MPH	DIFF	TIME OF DAY
1 -		27.171	1:08.878	85.73	3.074	14:04:51.606
2 -	39.094	26.945	1:06.039	89.42	0.235	14:05:57.645
3 -	39.209	27.229	1:06.438	88.88	0.634	14:07:04.083
4 -	38.971	27.040	1:06.011	89.46	0.207	14:08:10.094
5 -	38.937	27.115	1:06.052	89.40	0.248	14:09:16.146
6 -	38.900	26.904	1:05.804 (1)	89.74		14:10:21.950
7 -	38.870	26.991	1:05.861 (3)	89.66	0.057	14:11:27.811
8 -	38.987	27.012	1:05.999	89.48	0.195	14:12:33.810
9 -	39.029	26.944	1:05.973	89.51	0.169	14:13:39.783
10 -	38.913	26.923	1:05.836 (2)	89.70	0.032	14:14:45.619
11 -	39.037	27.213	1:06.250	89.14	0.446	14:15:51.869
12 -	39.122	27.097	1:06.219	89.18	0.415	14:16:58.088
13 -	39.186	27.111	1:06.297	89.07	0.493	14:18:04.385
14 -	39.383	26.927	1:06.310	89.06	0.506	14:19:10.695
15 -	39.426	26.984	1:06.410	88.92	0.606	14:20:17.105

AIRTEC Motorsport Fiesta 240 Championship

RACE 3 - SECTOR ANALYSIS



SECTOR 1 = FL to I1, SECTOR 2 = I1 to FL, DIFF = Difference To Personal Best Lap, P = Crossed Finish Line in Pit Lane, D = Time Disallowed

P16 89 PRO Joseph KNIGHT			Fiesta ST240			
IDEAL LAP TIME : 1:06.090		BEST LAP TIME : 1:06.144		DIFFERENCE : 0.054		
LAP	SECTOR 1	SECTOR 2	LAP TIME	MPH	DIFF	TIME OF DAY
1 -		27.293	1:10.145	84.19	4.001	14:04:52.873
2 -	39.551	27.145	1:06.696	88.54	0.552	14:05:59.569
3 -	39.584	27.547	1:07.131	87.97	0.987	14:07:06.700
4 -	40.059	27.533	1:07.592	87.37	1.448	14:08:14.292
5 -	39.449	26.878	1:06.327	89.03	0.183	14:09:20.619
6 -	39.212	26.932	1:06.144 (1)	89.28		14:10:26.763
7 -	39.306	27.074	1:06.380	88.96	0.236	14:11:33.143
8 -	39.296	26.979	1:06.275 (2)	89.10	0.131	14:12:39.418
9 -	39.334	27.002	1:06.336	89.02	0.192	14:13:45.754
10 -	39.224	27.078	1:06.302 (3)	89.07	0.158	14:14:52.056
11 -	39.362	27.010	1:06.372	88.97	0.228	14:15:58.428
12 -	39.941	IN PIT	1:16.925 P	76.77	10.781	14:17:15.353

P17 26 AM Harry HAYES			Fiesta ST240			
IDEAL LAP TIME : 1:06.854		BEST LAP TIME : 1:06.937		DIFFERENCE : 0.083		
LAP	SECTOR 1	SECTOR 2	LAP TIME	MPH	DIFF	TIME OF DAY
1 -		28.501	1:15.117	78.61	8.180	14:04:57.845
2 -	40.833	28.099	1:08.932	85.67	1.995	14:06:06.777
3 -	40.629	27.444	1:08.073	86.75	1.136	14:07:14.850
4 -	39.817	27.459	1:07.276	87.78	0.339	14:08:22.126
5 -	40.362	27.660	1:08.022	86.81	1.085	14:09:30.148
6 -	39.663	27.462	1:07.125 (3)	87.98	0.188	14:10:37.273
7 -	39.949	27.343	1:07.292	87.76	0.355	14:11:44.565
8 -	39.931	27.268	1:07.199	87.88	0.262	14:12:51.764
9 -	39.735	27.383	1:07.118 (2)	87.98	0.181	14:13:58.882
10 -	39.586	27.351	1:06.937 (1)	88.22		14:15:05.819
11 -	39.802	27.357	1:07.159	87.93	0.222	14:16:12.978
12 -	42.104	27.483	1:09.587	84.86	2.650	14:17:22.565

P18 174 AM (M) Christopher BLACKBURN			Fiesta ST240			
IDEAL LAP TIME : 1:06.930		BEST LAP TIME : 1:07.091		DIFFERENCE : 0.161		
LAP	SECTOR 1	SECTOR 2	LAP TIME	MPH	DIFF	TIME OF DAY
1 -		27.953	1:14.453	79.31	7.362	14:04:57.181
2 -	40.237	28.011	1:08.248	86.53	1.157	14:06:05.429
3 -	39.928	27.387	1:07.315 (3)	87.73	0.224	14:07:12.744
4 -	40.225	27.405	1:07.630	87.32	0.539	14:08:20.374
5 -	40.135	27.520	1:07.655	87.29	0.564	14:09:28.029
6 -	39.883	27.439	1:07.322	87.72	0.231	14:10:35.351
7 -	39.872	27.414	1:07.286 (2)	87.76	0.195	14:11:42.637
8 -	40.130	27.269	1:07.399	87.62	0.308	14:12:50.036
9 -	39.661	27.430	1:07.091 (1)	88.02		14:13:57.127
10 -	40.342	27.568	1:07.910	86.96	0.819	14:15:05.037
11 -	39.825	27.507	1:07.332	87.70	0.241	14:16:12.369
12 -	42.089	27.384	1:09.473	85.00	2.382	14:17:21.842

AIRTEC Motorsport Fiesta 240 Championship

RACE 3 - BEST SECTORS

SECTOR 1			SECTOR 2			IDEAL / BEST COMPARISON						
POS	NO	NAME	TIME	NO	NAME	TIME	POS	NO	NAME	IDEAL	BEST	DIFF
1	52	KELLETT	38.870	46	HAYDEN	26.854	1	52	KELLETT	1:05.774	1:05.804	0.030
2	4	MILLER	38.879	234	LUCAS	26.861	2	4	MILLER	1:05.876	1:06.016	0.140
3	46	HAYDEN	39.063	14	HORROBIN	26.871	3	46	HAYDEN	1:05.917	1:05.926	0.009
4	234	LUCAS	39.093	89	KNIGHT	26.878	4	234	LUCAS	1:05.954	1:06.131	0.177
5	10	JOHNSON	39.154	10	JOHNSON	26.879	5	10	JOHNSON	1:06.033	1:06.218	0.185
6	53	KIDD	39.184	52	KELLETT	26.904	6	89	KNIGHT	1:06.090	1:06.144	0.054
7	664	BLACKBURN	39.201	664	BLACKBURN	26.924	7	664	BLACKBURN	1:06.125	1:06.125	0.000
8	89	KNIGHT	39.212	42	HOWARTH	26.996	8	14	HORROBIN	1:06.189	1:06.311	0.122
9	47	POPE	39.219	4	MILLER	26.997	9	42	HOWARTH	1:06.231	1:06.282	0.051
10	42	HOWARTH	39.235	777	REYNOLDS	27.019	10	53	KIDD	1:06.262	1:06.377	0.115
11	777	REYNOLDS	39.254	47	POPE	27.053	11	47	POPE	1:06.272	1:06.272	0.000
12	14	HORROBIN	39.318	53	KIDD	27.078	12	777	REYNOLDS	1:06.273	1:06.303	0.030
13	19	LEWIS	39.340	152	MAY	27.123	13	19	LEWIS	1:06.526	1:06.759	0.233
14	111	WARR	39.372	19	LEWIS	27.186	14	111	WARR	1:06.565	1:06.688	0.123
15	26	HAYES	39.586	111	WARR	27.193	15	152	MAY	1:06.850	1:06.887	0.037
16	174	BLACKBURN	39.661	11	ELLIS	27.219	16	26	HAYES	1:06.854	1:06.937	0.083
17	152	MAY	39.727	26	HAYES	27.268	17	174	BLACKBURN	1:06.930	1:07.091	0.161
18	11	ELLIS	39.749	174	BLACKBURN	27.269	18	11	ELLIS	1:06.968	1:07.068	0.100

AIRTEC Motorsport Fiesta 240 Championship

RACE 3 - STATISTICS

Competitors Started 18
Planned Start 2024-08-17 @ 14:30:00.000
Actual Start 2024-08-17 @ 14:03:42.727
Finish Time 2024-08-17 @ 14:21:25.209
Track Length 1.6404mi.
Total Laps 275
Total Distance Covered 451.1274mi.

Session Fastest Lap History

NO	CL	NAME	LAP TIME	TIME OF DAY	LAP	VEHICLE
52	PRO (M)	Alastair KELLETT	1:08.878	14:04:51.611	1	Fiesta ST240
52	PRO (M)	Alastair KELLETT	1:06.039	14:05:57.646	2	Fiesta ST240
52	PRO (M)	Alastair KELLETT	1:06.011	14:08:10.098	4	Fiesta ST240
52	PRO (M)	Alastair KELLETT	1:05.804	14:10:21.954	6	Fiesta ST240

Session Leader History

NO	CL	NAME	FROM LAP	LAPS LED	DISTANCE	VEHICLE
52	PRO (M)	Alastair KELLETT	1	15	24.60 miles	Fiesta ST240
4	PRO	Gary MILLER	16	1	1.64 miles	Fiesta ST240

Flag History

TYPE	TIME OF DAY
GREEN	14:03:42.727
FINISH	14:21:25.209

Flag Statistics

TYPE	COUNT	TOTAL LAPS	TOTAL TIME
Green	1	16	19:04.942
Red	0	0	0.000
Safety Car	0	0	0.000
FCY	0	0	0.000

AIRTEC Motorsport Fiesta 240 Championship

RACE 3 - STATISTICS

CLASS : AM

7 Starters

Fastest Lap History

NO	NAME	LAP TIME	TIME OF DAY	LAP	VEHICLE
42	Henry HOWARTH	1:09.939	14:04:52.666	1	Fiesta ST240
42	Henry HOWARTH	1:06.632	14:05:59.303	2	Fiesta ST240
10	Archie JOHNSON	1:06.218	14:06:00.348	2	Fiesta ST240

Leader History

NO	NAME	FROM LAP	LAPS LED	DISTANCE	VEHICLE
42	Henry HOWARTH	1	16	26.24 miles	Fiesta ST240

AIRTEC Motorsport Fiesta 240 Championship

RACE 3 - STATISTICS

CLASS : AM (M)

1 Starters

Fastest Lap History

NO	NAME	LAP TIME	TIME OF DAY	LAP	VEHICLE
174	Christopher BLACKBURN	1:14.453	14:04:57.175	1	Fiesta ST240
174	Christopher BLACKBURN	1:08.248	14:06:05.424	2	Fiesta ST240
174	Christopher BLACKBURN	1:07.315	14:07:12.738	3	Fiesta ST240
174	Christopher BLACKBURN	1:07.286	14:11:42.631	7	Fiesta ST240
174	Christopher BLACKBURN	1:07.091	14:13:57.121	9	Fiesta ST240

Leader History

NO	NAME	FROM LAP	LAPS LED	DISTANCE	VEHICLE
174	Christopher BLACKBURN	1	12	19.68 miles	Fiesta ST240

AIRTEC Motorsport Fiesta 240 Championship

RACE 3 - STATISTICS

CLASS : PRO

7 Starters

Fastest Lap History

NO	NAME	LAP TIME	TIME OF DAY	LAP	VEHICLE
4	Gary MILLER	1:09.249	14:04:51.976	1	Fiesta ST240
4	Gary MILLER	1:06.181	14:05:58.157	2	Fiesta ST240
4	Gary MILLER	1:06.095	14:08:10.469	4	Fiesta ST240
4	Gary MILLER	1:06.016	14:10:22.692	6	Fiesta ST240
46	Lucas HAYDEN	1:05.926	14:10:26.206	6	Fiesta ST240

Leader History

NO	NAME	FROM LAP	LAPS LED	DISTANCE	VEHICLE
4	Gary MILLER	1	16	26.24 miles	Fiesta ST240

AIRTEC Motorsport Fiesta 240 Championship

RACE 3 - STATISTICS

CLASS : PRO (M)

3 Starters

Fastest Lap History

NO	NAME	LAP TIME	TIME OF DAY	LAP	VEHICLE
52	Alastair KELLETT	1:08.878	14:04:51.611	1	Fiesta ST240
52	Alastair KELLETT	1:06.039	14:05:57.646	2	Fiesta ST240
52	Alastair KELLETT	1:06.011	14:08:10.098	4	Fiesta ST240
52	Alastair KELLETT	1:05.804	14:10:21.954	6	Fiesta ST240

Leader History

NO	NAME	FROM LAP	LAPS LED	DISTANCE	VEHICLE
52	Alastair KELLETT	1	15	24.60 miles	Fiesta ST240
777	Sean REYNOLDS	16	1	1.64 miles	Fiesta ST240

AIRTEC Motorsport Fiesta 240 Championship
RACE 12 - GRID (20 minutes) - AMENDED

ROW 9	18	26 Harry HAYES	17	174 Christopher BLACKBURN
ROW 8	16	89 Joseph KNIGHT	15	52 Alastair KELLETT
ROW 7	14	11 Charlie ELLIS	13	152 Caitlin MAY
ROW 6	12	19 Daniel LEWIS	11	111 Luke WARR
ROW 5	10	47 James POPE	9	664 Connor BLACKBURN
ROW 4	8	53 Morgan KIDD	7	777 Sean REYNOLDS
ROW 3	6	14 Simon HORROBIN	5	10 Archie JOHNSON
ROW 2	4	42 Henry HOWARTH	3	46 Lucas HAYDEN
ROW 1	2	234 Zachary LUCAS	1	4 Gary MILLER Pole

Comments: Car 26 - 10 place grid penalty & 3 points added to licence (G5.3) - Contravention of Motorsport UK Regulation Q12.21.4

These results are provisional until the conclusion of any judicial and technical matters.

Silverstone National: 1.6404 miles

Clerk Of Course: Adam Buttercase	Stewards:	Timekeeper: Sarah Evans	
----------------------------------	-----------	-------------------------	---

Results can be found at www.tsl-timing.com

Printed - 17:33 Saturday, 17 August 2024

AIRTEC Motorsport Fiesta ST240 Championship

RACE 12 - CLASSIFICATION



Race Distance: 18 Laps / 29.52 miles

POS	NO	CL	PIC	NAME	ENTRY	LAPS	TIME	GAP	DIFF	MPH	BEST	ON	GRD	↑↓
1	234	PRO	1	Zachary LUCAS	Fiesta ST240	18	19:57.608			88.76	1:06.014	7	2	1
2	4	PRO	2	Gary MILLER	Fiesta ST240	18	19:57.983	0.375	0.375	88.73	1:05.741	7	1	-1
3	52	PRO (M)	1	Alastair KELLETT	Fiesta ST240	18	19:58.352	0.744	0.369	88.70	1:05.764	8	15	12
4	10	AM	1	Archie JOHNSON	Fiesta ST240	18	20:02.572	4.964	4.220	88.39	1:06.054	4	5	1
5	89	PRO	3	Joseph KNIGHT	Fiesta ST240	18	20:06.317	8.709	3.745	88.12	1:06.255	17	16	11
6	664	PRO	4	Connor BLACKBURN	Fiesta ST240	18	20:07.418	9.810	1.101	88.04	1:06.410	14	9	3
7	53	PRO	5	Morgan KIDD	Fiesta ST240	18	20:07.725	10.117	0.307	88.01	1:06.133	4	8	1
8	47	AM	2	James POPE	Fiesta ST240	18	20:08.107	10.499	0.382	87.99	1:06.344	14	10	2
9	19	AM	3	Daniel LEWIS	Fiesta ST240	18	20:08.632	11.024	0.525	87.95	1:06.131	6	12	3
10	777*	PRO (M)	2	Sean REYNOLDS	Fiesta ST240	18	20:10.644	13.036	2.012	87.80	1:06.314	18	7	-3
11	111	PRO (M)	3	Luke WARR	Fiesta ST240	18	20:10.701	13.093	0.057	87.80	1:06.460	11	11	0
12	152	AM	4	Caitlin MAY	Fiesta ST240	18	20:11.285	13.677	0.584	87.75	1:06.419	18	13	1
13	42	AM	5	Henry HOWARTH	Fiesta ST240	18	20:14.024	16.416	2.739	87.56	1:06.616	11	4	-9
14	14	PRO	6	Simon HORROBIN	Fiesta ST240	18	20:15.776	18.168	1.752	87.43	1:05.884	4	6	-8
15	174	AM (M)	1	Christopher BLACKBURN	Fiesta ST240	18	20:20.151	22.543	4.375	87.12	1:06.839	14	17	2
16	11	AM	6	Charlie ELLIS	Fiesta ST240	18	20:20.511	22.903	0.360	87.09	1:06.963	6	14	-2
17	26	AM	7	Harry HAYES	Fiesta ST240	18	20:26.203	28.595	5.692	86.69	1:07.037	7	18	1

NOT CLASSIFIED

DNF	46	PRO		Lucas HAYDEN	Fiesta ST240	12	13:34.905	6 Laps	6 Laps	86.96	1:06.201	8	3	
-----	----	-----	--	--------------	--------------	----	-----------	--------	--------	-------	----------	---	---	--

FASTEST LAP

4	PRO	Gary MILLER	Fiesta ST240	7	1:05.741	89.83 mph	144.57 kph
52	PRO (M)	Alastair KELLETT	Fiesta ST240	8	1:05.764	89.80 mph	144.52 kph
10	AM	Archie JOHNSON	Fiesta ST240	4	1:06.054	89.40 mph	143.88 kph
174	AM (M)	Christopher BLACKBURN	Fiesta ST240	14	1:06.839	88.35 mph	142.19 kph

Comments: Car 777 - 5 second penalty - Track Limits

Weather / Track : Bright / Dry

These results are provisional until the conclusion of any judicial and technical matters.

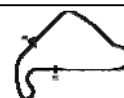
Date: 18/08/2024 Start: 11:01 Finish: 11:21

Silverstone National: 1.6404 miles

Clerk Of Course: Adam Buttercase

Stewards:

Timekeeper: Sarah Evans



Results can be found at www.tsl-timing.com

Printed - 11:25 Sunday, 18 August 2024

AIRTEC Motorsport Fiesta ST240 Championship

RACE 12 - LAP CHART

LAP 1 @ 11:03:02.798			LAP 2 @ 11:04:09.116			LAP 3 @ 11:05:15.267			LAP 4 @ 11:06:21.544			LAP 5 @ 11:07:27.575		
NO	BEHIND	LAP TIME	NO	BEHIND	LAP TIME	NO	BEHIND	LAP TIME	NO	BEHIND	LAP TIME	NO	BEHIND	LAP TIME
234		1:08.739	234		1:06.318	234		1:06.151	234		1:06.277	234		1:06.031
4	0.562	1:09.301	4	0.209	1:05.965	4	0.389	1:06.331	4	0.575	1:06.463	4	0.948	1:06.404
46	2.254	1:10.993	46	3.063	1:07.127	46	3.181	1:06.269	14	3.130	1:05.884	14	3.581	1:06.482
42	2.406	1:11.145	14	3.301	1:07.102	14	3.523	1:06.373	46	3.554	1:06.650	46	4.015	1:06.492
14	2.517	1:11.256	42	3.924	1:07.836	10	4.214	1:06.415	10	3.991	1:06.054	10	4.331	1:06.371
10	2.780	1:11.519	10	3.950	1:07.488	42	4.743	1:06.970	42	5.211	1:06.745	42	6.189	1:07.009
777	3.145	1:11.884	777	4.213	1:07.386	777	4.926	1:06.864	777	5.446	1:06.797	52	6.432	1:06.792
664	3.354	1:12.093	52	4.422	1:07.033	52	5.223	1:06.952	52	5.671	1:06.725	777	6.648	1:07.233
47	3.585	1:12.324	664	4.644	1:07.608	664	5.544	1:07.051	664	6.087	1:06.820	664	7.023	1:06.967
52	3.707	1:12.446	47	4.809	1:07.542	47	5.872	1:07.214	47	6.363	1:06.768	89	7.260	1:06.759
111	4.096	1:12.835	111	5.200	1:07.422	89	6.280	1:07.056	89	6.532	1:06.529	53	7.726	1:06.709
53	4.323	1:13.062	89	5.375	1:06.737	53	7.192	1:07.768	53	7.048	1:06.133	47	8.192	1:07.860
152	4.937	1:13.676	53	5.575	1:07.570	111	7.512	1:08.463	111	7.864	1:06.629	111	8.585	1:06.752
89	4.956	1:13.695	19	6.513	1:07.647	19	7.838	1:07.476	19	8.247	1:06.686	19	8.959	1:06.743
19	5.184	1:13.923	11	7.013	1:07.850	11	8.045	1:07.183	11	8.762	1:06.994	11	9.781	1:07.050
11	5.481	1:14.220	152	7.262	1:08.643	152	8.274	1:07.163	152	9.039	1:07.042	152	10.024	1:07.016
26	5.930	1:14.669	26	8.365	1:08.753	26	9.851	1:07.637	26	11.221	1:07.647	26	12.821	1:07.631
174	6.500	1:15.239	174	8.687	1:08.505	174	10.380	1:07.844	174	11.379	1:07.276	174	13.091	1:07.743

AIRTEC Motorsport Fiesta ST240 Championship

RACE 12 - LAP CHART

LAP 6 @ 11:08:33.778			LAP 7 @ 11:09:39.792			LAP 8 @ 11:10:46.655			LAP 9 @ 11:11:53.037			LAP 10 @ 11:12:59.316		
NO	BEHIND	LAP TIME	NO	BEHIND	LAP TIME	NO	BEHIND	LAP TIME	NO	BEHIND	LAP TIME	NO	BEHIND	LAP TIME
234		1:06.203	234		1:06.014	234		1:06.863	234		1:06.382	234		1:06.279
4	0.781	1:06.036	4	0.508	1:05.741	4	0.238	1:06.593	4	0.311	1:06.455	4	0.191	1:06.159
14	3.639	1:06.261	14	3.899	1:06.274	14	3.597	1:06.561	14	3.345	1:06.130	14	3.540	1:06.474
46	4.319	1:06.507	46	4.719	1:06.414	46	4.057	1:06.201	46	3.889	1:06.214	46	4.050	1:06.440
10	4.660	1:06.532	10	5.069	1:06.423	10	4.631	1:06.425	10	4.495	1:06.246	10	4.471	1:06.255
52	6.179	1:05.950	52	6.153	1:05.988	52	5.054	1:05.764	52	4.693	1:06.021	52	4.684	1:06.270
42	6.666	1:06.680	777	7.671	1:06.842	777	7.499	1:06.691	777	7.588	1:06.471	777	7.883	1:06.574
777	6.843	1:06.398	42	8.467	1:07.815	664	8.143	1:06.437	664	8.303	1:06.542	664	8.437	1:06.413
664	7.436	1:06.616	664	8.569	1:07.147	89	8.580	1:06.432	89	8.837	1:06.639	89	8.876	1:06.318
89	7.959	1:06.902	89	9.011	1:07.066	42	9.029	1:07.425	47	9.413	1:06.495	47	9.566	1:06.432
53	8.010	1:06.487	47	9.454	1:07.099	47	9.300	1:06.709	53	9.781	1:06.547	53	10.076	1:06.574
47	8.369	1:06.380	53	9.720	1:07.724	53	9.616	1:06.759	42	10.188	1:07.541	19	10.883	1:06.475
19	8.887	1:06.131	19	10.556	1:07.683	19	10.284	1:06.591	19	10.687	1:06.785	111	11.401	1:06.487
111	9.286	1:06.904	111	10.686	1:07.414	111	10.984	1:07.161	111	11.193	1:06.591	152	13.242	1:07.337
11	10.541	1:06.963	152	12.081	1:07.267	152	11.955	1:06.737	152	12.184	1:06.611	42	14.170	1:10.261
152	10.828	1:07.007	11	12.580	1:08.053	11	12.994	1:07.277	11	13.725	1:07.113	11	14.786	1:07.340
26	13.727	1:07.109	26	14.750	1:07.037	26	15.149	1:07.262	174	16.181	1:07.221	174	17.019	1:07.117
174	13.966	1:07.078	174	15.192	1:07.240	174	15.342	1:07.013	26	16.887	1:08.120	26	19.598	1:08.990

AIRTEC Motorsport Fiesta ST240 Championship

RACE 12 - LAP CHART

LAP 11 @ 11:14:06.256			LAP 12 @ 11:15:12.859			LAP 13 @ 11:16:19.245			LAP 14 @ 11:17:25.565			LAP 15 @ 11:18:32.144		
NO	BEHIND	LAP TIME	NO	BEHIND	LAP TIME	NO	BEHIND	LAP TIME	NO	BEHIND	LAP TIME	NO	BEHIND	LAP TIME
234		1:06.940	234		1:06.603	234		1:06.386	234		1:06.320	234		1:06.579
4	0.256	1:07.005	4	0.339	1:06.686	4	0.340	1:06.387	4	0.467	1:06.447	4	0.267	1:06.379
14	3.163	1:06.563	52	3.813	1:06.501	52	3.546	1:06.119	52	3.128	1:05.902	52	2.481	1:05.932
46	3.453	1:06.343	10	4.551	1:07.349	10	4.874	1:06.709	10	4.981	1:06.427	10	5.056	1:06.654
10	3.805	1:06.274	777	7.683	1:06.843	777	8.029	1:06.732	777	8.147	1:06.438	777	8.104	1:06.536
52	3.915	1:06.171	664	8.160	1:06.680	664	8.601	1:06.827	664	8.691	1:06.410	664	8.727	1:06.615
777	7.443	1:06.500	89	8.386	1:06.675	89	8.745	1:06.745	89	8.849	1:06.424	89	8.763	1:06.493
664	8.083	1:06.586	47	8.938	1:06.446	47	9.180	1:06.628	47	9.204	1:06.344	47	9.262	1:06.637
89	8.314	1:06.378	53	9.317	1:06.448	53	9.499	1:06.568	53	9.632	1:06.453	53	9.479	1:06.426
47	9.095	1:06.469	19	10.321	1:06.544	19	10.472	1:06.537	19	10.634	1:06.482	19	10.630	1:06.575
53	9.472	1:06.336	111	11.182	1:06.864	111	11.501	1:06.705	111	12.118	1:06.937	111	12.357	1:06.818
19	10.380	1:06.437	152	12.820	1:06.570	152	13.211	1:06.777	152	13.454	1:06.563	152	13.450	1:06.575
111	10.921	1:06.460	42	13.871	1:06.628	42	14.601	1:07.116	42	15.655	1:07.374	42	15.713	1:06.637
152	12.853	1:06.551	46	16.105	1:19.255 P	11	17.208	1:07.427	11	18.235	1:07.347	14	18.524	1:06.688
42	13.846	1:06.616	11	16.167	1:07.545	14	18.451	1:06.830	14	18.415	1:06.284	11	19.547	1:07.891
11	15.225	1:07.379	14	18.007	1:21.447	174	18.900	1:07.025	174	19.419	1:06.839	174	19.955	1:07.115
174	17.200	1:07.121	174	18.261	1:07.664	26	22.902	1:07.902	26	24.481	1:07.899	26	25.330	1:07.428
26	20.384	1:07.726	26	21.386	1:07.605									

AIRTEC Motorsport Fiesta ST240 Championship

RACE 12 - LAP CHART

LAP 16 @ 11:19:38.899			LAP 17 @ 11:20:45.182			LAP 18 @ 11:21:51.667		
NO	BEHIND	LAP TIME	NO	BEHIND	LAP TIME	NO	BEHIND	LAP TIME
234		1:06.755	234		1:06.283	234		1:06.485
4	0.247	1:06.735	4	0.370	1:06.406	4	0.375	1:06.490
52	1.768	1:06.042	52	1.430	1:05.945	52	0.744	1:05.799
10	4.719	1:06.418	10	5.078	1:06.642	10	4.964	1:06.371
777	7.810	1:06.461	777	8.207	1:06.680	777	8.036	1:06.314
89	8.812	1:06.804	89	8.784	1:06.255	89	8.709	1:06.410
664	9.236	1:07.264	664	9.586	1:06.633	664	9.810	1:06.709
47	9.394	1:06.887	47	9.827	1:06.716	53	10.117	1:06.369
53	9.742	1:07.018	53	10.233	1:06.774	47	10.499	1:07.157
19	10.434	1:06.559	19	10.705	1:06.554	19	11.024	1:06.804
111	12.136	1:06.534	111	12.766	1:06.913	111	13.093	1:06.812
152	13.423	1:06.728	152	13.743	1:06.603	152	13.677	1:06.419
42	15.687	1:06.729	42	16.205	1:06.801	42	16.416	1:06.696
14	18.100	1:06.331	14	18.262	1:06.445	14	18.168	1:06.391
11	20.084	1:07.292	174	21.697	1:07.422	174	22.543	1:07.331
174	20.558	1:07.358	11	21.702	1:07.901	11	22.903	1:07.686
26	25.985	1:07.410	26	27.057	1:07.355	26	28.595	1:08.023

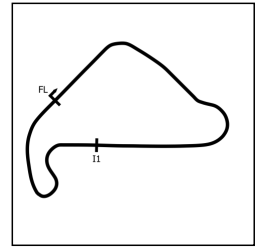
AIRTEC Motorsport Fiesta ST240 Championship

RACE 12 - POSITION CHART

No	Name	Lap																		
		Pos	1	2	3	4	5	6	7	8	9	10	11	12	13	14	15	16	17	18
4	MILLER	1	234	234	234	234	234	234	234	234	234	234	234	234	234	234	234	234	234	234
234	LUCAS	2	4	4	4	4	4	4	4	4	4	4	4	4	4	4	4	4	4	4
46	HAYDEN	3	46	46	46	14	14	14	14	14	14	14	14	52	52	52	52	52	52	52
42	HOWARTH	4	42	14	14	46	46	46	46	46	46	46	46	10	10	10	10	10	10	10
10	JOHNSON	5	14	42	10	10	10	10	10	10	10	10	10	777	777	777	777	777	777	777
14	HORROBIN	6	10	10	42	42	42	52	52	52	52	52	52	664	664	664	664	89	89	89
777	REYNOLDS	7	777	777	777	777	52	42	777	777	777	777	777	89	89	89	89	89	664	664
53	KIDD	8	664	52	52	52	777	777	42	664	664	664	664	47	47	47	47	47	47	53
664	BLACKBURN	9	47	664	664	664	664	664	89	89	89	89	89	53	53	53	53	53	53	47
47	POPE	10	52	47	47	47	89	89	89	42	47	47	47	19	19	19	19	19	19	19
111	WARR	11	111	111	89	89	53	53	47	47	53	53	53	111	111	111	111	111	111	111
19	LEWIS	12	53	89	53	53	47	47	53	53	42	19	19	152	152	152	152	152	152	152
152	MAY	13	152	53	111	111	111	19	19	19	19	111	111	42	42	42	42	42	42	42
11	ELLIS	14	89	19	19	19	19	111	111	111	111	152	152	46	11	11	14	14	14	14
52	KELLETT	15	19	11	11	11	11	11	152	152	152	42	42	11	14	14	11	11	174	174
89	KNIGHT	16	11	152	152	152	152	152	11	11	11	11	11	14	174	174	174	174	11	11
174	BLACKBURN	17	26	26	26	26	26	26	26	26	174	174	174	174	26	26	26	26	26	26
26	HAYES	18	174	174	174	174	174	174	174	26	26	26	26							

AIRTEC Motorsport Fiesta ST240 Championship

RACE 12 - SECTOR ANALYSIS



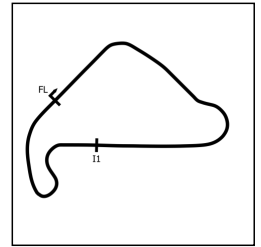
SECTOR 1 = FL to I1, SECTOR 2 = I1 to FL, DIFF = Difference To Personal Best Lap, P = Crossed Finish Line in Pit Lane, D = Time Disallowed

P1		234 PRO		Zachary LUCAS		Fiesta ST240	
IDEAL LAP TIME : 1:05.968		BEST LAP TIME : 1:06.014		DIFFERENCE : 0.046			
LAP	SECTOR 1	SECTOR 2	LAP TIME	MPH	DIFF	TIME OF DAY	
1 -		26.881	1:08.739	85.91	2.725	11:03:02.798	
2 -	39.412	26.906	1:06.318	89.05	0.304	11:04:09.116	
3 -	39.208	26.943	1:06.151 (3)	89.27	0.137	11:05:15.267	
4 -	39.450	26.827	1:06.277	89.10	0.263	11:06:21.544	
5 -	39.196	26.835	1:06.031 (2)	89.43	0.017	11:07:27.575	
6 -	39.293	26.910	1:06.203	89.20	0.189	11:08:33.778	
7 -	39.242	26.772	1:06.014 (1)	89.46		11:09:39.792	
8 -	39.739	27.124	1:06.863	88.32	0.849	11:10:46.655	
9 -	39.430	26.952	1:06.382	88.96	0.368	11:11:53.037	
10 -	39.235	27.044	1:06.279	89.10	0.265	11:12:59.316	
11 -	39.990	26.950	1:06.940	88.22	0.926	11:14:06.256	
12 -	39.380	27.223	1:06.603	88.66	0.589	11:15:12.859	
13 -	39.423	26.963	1:06.386	88.95	0.372	11:16:19.245	
14 -	39.376	26.944	1:06.320	89.04	0.306	11:17:25.565	
15 -	39.682	26.897	1:06.579	88.70	0.565	11:18:32.144	
16 -	39.744	27.011	1:06.755	88.46	0.741	11:19:38.899	
17 -	39.370	26.913	1:06.283	89.09	0.269	11:20:45.182	
18 -	39.387	27.098	1:06.485	88.82	0.471	11:21:51.667	

P2		4 PRO		Gary MILLER		Fiesta ST240	
IDEAL LAP TIME : 1:05.722		BEST LAP TIME : 1:05.741		DIFFERENCE : 0.019			
LAP	SECTOR 1	SECTOR 2	LAP TIME	MPH	DIFF	TIME OF DAY	
1 -		27.032	1:09.301	85.21	3.560	11:03:03.360	
2 -	39.045	26.920	1:05.965 (2)	89.52	0.224	11:04:09.325	
3 -	39.286	27.045	1:06.331	89.03	0.590	11:05:15.656	
4 -	39.520	26.943	1:06.463	88.85	0.722	11:06:22.119	
5 -	39.312	27.092	1:06.404	88.93	0.663	11:07:28.523	
6 -	39.067	26.969	1:06.036 (3)	89.43	0.295	11:08:34.559	
7 -	38.802	26.939	1:05.741 (1)	89.83		11:09:40.300	
8 -	39.209	27.384	1:06.593	88.68	0.852	11:10:46.893	
9 -	39.452	27.003	1:06.455	88.86	0.714	11:11:53.348	
10 -	39.152	27.007	1:06.159	89.26	0.418	11:12:59.507	
11 -	39.948	27.057	1:07.005	88.13	1.264	11:14:06.512	
12 -	39.385	27.301	1:06.686	88.55	0.945	11:15:13.198	
13 -	39.281	27.106	1:06.387	88.95	0.646	11:16:19.585	
14 -	39.208	27.239	1:06.447	88.87	0.706	11:17:26.032	
15 -	39.171	27.208	1:06.379	88.96	0.638	11:18:32.411	
16 -	39.487	27.248	1:06.735	88.49	0.994	11:19:39.146	
17 -	39.399	27.007	1:06.406	88.93	0.665	11:20:45.552	
18 -	39.210	27.280	1:06.490	88.82	0.749	11:21:52.042	

AIRTEC Motorsport Fiesta ST240 Championship

RACE 12 - SECTOR ANALYSIS



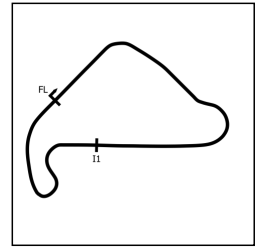
SECTOR 1 = FL to I1, SECTOR 2 = I1 to FL, DIFF = Difference To Personal Best Lap, P = Crossed Finish Line in Pit Lane, D = Time Disallowed

P3 52 PRO (M) Alastair KELLETT			Fiesta ST240			
IDEAL LAP TIME : 1:05.618		BEST LAP TIME : 1:05.764	DIFFERENCE : 0.146			
LAP	SECTOR 1	SECTOR 2	LAP TIME	MPH	DIFF	TIME OF DAY
1 -		27.202	1:12.446	81.51	6.682	11:03:06.505
2 -	39.460	27.573	1:07.033	88.10	1.269	11:04:13.538
3 -	39.546	27.406	1:06.952	88.20	1.188	11:05:20.490
4 -	39.438	27.287	1:06.725	88.50	0.961	11:06:27.215
5 -	39.783	27.009	1:06.792	88.41	1.028	11:07:34.007
6 -	39.177	26.773	1:05.950	89.54	0.186	11:08:39.957
7 -	38.847	27.141	1:05.988	89.49	0.224	11:09:45.945
8 -	38.993	26.771	1:05.764 (1)	89.80		11:10:51.709
9 -	39.123	26.898	1:06.021	89.45	0.257	11:11:57.730
10 -	39.326	26.944	1:06.270	89.11	0.506	11:13:04.000
11 -	39.140	27.031	1:06.171	89.24	0.407	11:14:10.171
12 -	39.601	26.900	1:06.501	88.80	0.737	11:15:16.672
13 -	39.194	26.925	1:06.119	89.31	0.355	11:16:22.791
14 -	39.077	26.825	1:05.902 (3)	89.61	0.138	11:17:28.693
15 -	39.014	26.918	1:05.932	89.57	0.168	11:18:34.625
16 -	39.010	27.032	1:06.042	89.42	0.278	11:19:40.667
17 -	39.066	26.879	1:05.945	89.55	0.181	11:20:46.612
18 -	38.885	26.914	1:05.799 (2)	89.75	0.035	11:21:52.411

P4 10 AM Archie JOHNSON			Fiesta ST240			
IDEAL LAP TIME : 1:06.029		BEST LAP TIME : 1:06.054	DIFFERENCE : 0.025			
LAP	SECTOR 1	SECTOR 2	LAP TIME	MPH	DIFF	TIME OF DAY
1 -		27.760	1:11.519	82.57	5.465	11:03:05.578
2 -	40.005	27.483	1:07.488	87.50	1.434	11:04:13.066
3 -	39.511	26.904	1:06.415	88.92	0.361	11:05:19.481
4 -	39.125	26.929	1:06.054 (1)	89.40		11:06:25.535
5 -	39.195	27.176	1:06.371	88.97	0.317	11:07:31.906
6 -	39.394	27.138	1:06.532	88.76	0.478	11:08:38.438
7 -	39.389	27.034	1:06.423	88.90	0.369	11:09:44.861
8 -	39.359	27.066	1:06.425	88.90	0.371	11:10:51.286
9 -	39.292	26.954	1:06.246 (2)	89.14	0.192	11:11:57.532
10 -	39.330	26.925	1:06.255 (3)	89.13	0.201	11:13:03.787
11 -	39.173	27.101	1:06.274	89.10	0.220	11:14:10.061
12 -	39.646	27.703	1:07.349	87.68	1.295	11:15:17.410
13 -	39.798	26.911	1:06.709	88.52	0.655	11:16:24.119
14 -	39.403	27.024	1:06.427	88.90	0.373	11:17:30.546
15 -	39.549	27.105	1:06.654	88.60	0.600	11:18:37.200
16 -	39.430	26.988	1:06.418	88.91	0.364	11:19:43.618
17 -	39.582	27.060	1:06.642	88.61	0.588	11:20:50.260
18 -	39.365	27.006	1:06.371	88.97	0.317	11:21:56.631

AIRTEC Motorsport Fiesta ST240 Championship

RACE 12 - SECTOR ANALYSIS



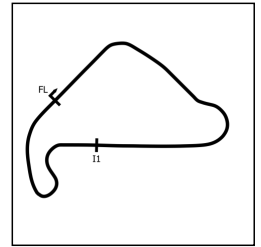
SECTOR 1 = FL to I1, SECTOR 2 = I1 to FL, DIFF = Difference To Personal Best Lap, P = Crossed Finish Line in Pit Lane, D = Time Disallowed

P5		89 PRO		Joseph KNIGHT		Fiesta ST240	
IDEAL LAP TIME : 1:06.094		BEST LAP TIME : 1:06.255		DIFFERENCE : 0.161			
LAP	SECTOR 1	SECTOR 2	LAP TIME	MPH	DIFF	TIME OF DAY	
1 -		27.840	1:13.695	80.13	7.440	11:03:07.754	
2 -	39.398	27.339	1:06.737	88.49	0.482	11:04:14.491	
3 -	39.966	27.090	1:07.056	88.07	0.801	11:05:21.547	
4 -	39.287	27.242	1:06.529	88.76	0.274	11:06:28.076	
5 -	39.605	27.154	1:06.759	88.46	0.504	11:07:34.835	
6 -	39.394	27.508	1:06.902	88.27	0.647	11:08:41.737	
7 -	40.076	26.990	1:07.066	88.05	0.811	11:09:48.803	
8 -	39.301	27.131	1:06.432	88.89	0.177	11:10:55.235	
9 -	39.225	27.414	1:06.639	88.62	0.384	11:12:01.874	
10 -	39.163	27.155	1:06.318 (2)	89.05	0.063	11:13:08.192	
11 -	39.306	27.072	1:06.378 (3)	88.97	0.123	11:14:14.570	
12 -	39.558	27.117	1:06.675	88.57	0.420	11:15:21.245	
13 -	39.451	27.294	1:06.745	88.48	0.490	11:16:27.990	
14 -	39.375	27.049	1:06.424	88.90	0.169	11:17:34.414	
15 -	39.370	27.123	1:06.493	88.81	0.238	11:18:40.907	
16 -	39.781	27.023	1:06.804	88.40	0.549	11:19:47.711	
17 -	39.324	26.931	1:06.255 (1)	89.13		11:20:53.966	
18 -	39.425	26.985	1:06.410	88.92	0.155	11:22:00.376	

P6		664 PRO		Connor BLACKBURN		Fiesta ST240	
IDEAL LAP TIME : 1:06.186		BEST LAP TIME : 1:06.410		DIFFERENCE : 0.224			
LAP	SECTOR 1	SECTOR 2	LAP TIME	MPH	DIFF	TIME OF DAY	
1 -		27.741	1:12.093	81.91	5.683	11:03:06.152	
2 -	39.637	27.971	1:07.608	87.35	1.198	11:04:13.760	
3 -	39.753	27.298	1:07.051	88.07	0.641	11:05:20.811	
4 -	39.556	27.264	1:06.820	88.38	0.410	11:06:27.631	
5 -	39.807	27.160	1:06.967	88.18	0.557	11:07:34.598	
6 -	39.464	27.152	1:06.616	88.65	0.206	11:08:41.214	
7 -	39.607	27.540	1:07.147	87.95	0.737	11:09:48.361	
8 -	39.397	27.040	1:06.437 (3)	88.89	0.027	11:10:54.798	
9 -	39.359	27.183	1:06.542	88.75	0.132	11:12:01.340	
10 -	39.254	27.159	1:06.413 (2)	88.92	0.003	11:13:07.753	
11 -	39.420	27.166	1:06.586	88.69	0.176	11:14:14.339	
12 -	39.386	27.294	1:06.680	88.56	0.270	11:15:21.019	
13 -	39.434	27.393	1:06.827	88.37	0.417	11:16:27.846	
14 -	39.146	27.264	1:06.410 (1)	88.92		11:17:34.256	
15 -	39.287	27.328	1:06.615	88.65	0.205	11:18:40.871	
16 -	39.911	27.353	1:07.264	87.79	0.854	11:19:48.135	
17 -	39.397	27.236	1:06.633	88.62	0.223	11:20:54.768	
18 -	39.303	27.406	1:06.709	88.52	0.299	11:22:01.477	

AIRTEC Motorsport Fiesta ST240 Championship

RACE 12 - SECTOR ANALYSIS



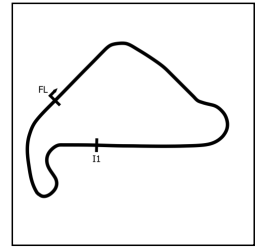
SECTOR 1 = FL to I1, SECTOR 2 = I1 to FL, DIFF = Difference To Personal Best Lap, P = Crossed Finish Line in Pit Lane, D = Time Disallowed

P7		53 PRO		Morgan KIDD		Fiesta ST240	
IDEAL LAP TIME : 1:06.002		BEST LAP TIME : 1:06.133		DIFFERENCE : 0.131			
LAP	SECTOR 1	SECTOR 2	LAP TIME	MPH	DIFF	TIME OF DAY	
1 -		27.777	1:13.062	80.83	6.929	11:03:07.121	
2 -	40.033	27.537	1:07.570	87.40	1.437	11:04:14.691	
3 -	40.279	27.489	1:07.768	87.14	1.635	11:05:22.459	
4 -	38.921	27.212	1:06.133 (1)	89.29		11:06:28.592	
5 -	39.346	27.363	1:06.709	88.52	0.576	11:07:35.301	
6 -	39.246	27.241	1:06.487	88.82	0.354	11:08:41.788	
7 -	40.405	27.319	1:07.724	87.20	1.591	11:09:49.512	
8 -	39.439	27.320	1:06.759	88.46	0.626	11:10:56.271	
9 -	39.252	27.295	1:06.547	88.74	0.414	11:12:02.818	
10 -	39.463	27.111	1:06.574	88.70	0.441	11:13:09.392	
11 -	39.255	27.081	1:06.336 (2)	89.02	0.203	11:14:15.728	
12 -	39.266	27.182	1:06.448	88.87	0.315	11:15:22.176	
13 -	39.223	27.345	1:06.568	88.71	0.435	11:16:28.744	
14 -	39.119	27.334	1:06.453	88.86	0.320	11:17:35.197	
15 -	39.165	27.261	1:06.426	88.90	0.293	11:18:41.623	
16 -	39.723	27.295	1:07.018	88.12	0.885	11:19:48.641	
17 -	39.336	27.438	1:06.774	88.44	0.641	11:20:55.415	
18 -	39.115	27.254	1:06.369 (3)	88.98	0.236	11:22:01.784	

P8		47 AM		James POPE		Fiesta ST240	
IDEAL LAP TIME : 1:06.269		BEST LAP TIME : 1:06.344		DIFFERENCE : 0.075			
LAP	SECTOR 1	SECTOR 2	LAP TIME	MPH	DIFF	TIME OF DAY	
1 -		27.781	1:12.324	81.65	5.980	11:03:06.383	
2 -	39.978	27.564	1:07.542	87.43	1.198	11:04:13.925	
3 -	39.967	27.247	1:07.214	87.86	0.870	11:05:21.139	
4 -	39.411	27.357	1:06.768	88.45	0.424	11:06:27.907	
5 -	39.859	28.001	1:07.860	87.02	1.516	11:07:35.767	
6 -	39.295	27.085	1:06.380 (2)	88.96	0.036	11:08:42.147	
7 -	39.638	27.461	1:07.099	88.01	0.755	11:09:49.246	
8 -	39.407	27.302	1:06.709	88.52	0.365	11:10:55.955	
9 -	39.385	27.110	1:06.495	88.81	0.151	11:12:02.450	
10 -	39.363	27.069	1:06.432 (3)	88.89	0.088	11:13:08.882	
11 -	39.447	27.022	1:06.469	88.84	0.125	11:14:15.351	
12 -	39.407	27.039	1:06.446	88.87	0.102	11:15:21.797	
13 -	39.392	27.236	1:06.628	88.63	0.284	11:16:28.425	
14 -	39.247	27.097	1:06.344 (1)	89.01		11:17:34.769	
15 -	39.433	27.204	1:06.637	88.62	0.293	11:18:41.406	
16 -	39.609	27.278	1:06.887	88.29	0.543	11:19:48.293	
17 -	39.512	27.204	1:06.716	88.51	0.372	11:20:55.009	
18 -	39.499	27.658	1:07.157	87.93	0.813	11:22:02.166	

AIRTEC Motorsport Fiesta ST240 Championship

RACE 12 - SECTOR ANALYSIS



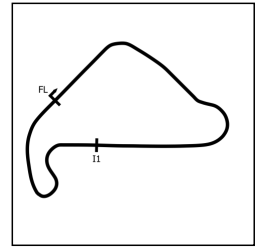
SECTOR 1 = FL to I1, SECTOR 2 = I1 to FL, DIFF = Difference To Personal Best Lap, P = Crossed Finish Line in Pit Lane, D = Time Disallowed

P9 19 AM Daniel LEWIS		Fiesta ST240				
IDEAL LAP TIME : 1:06.131		BEST LAP TIME : 1:06.131		DIFFERENCE : 0.000		
LAP	SECTOR 1	SECTOR 2	LAP TIME	MPH	DIFF	TIME OF DAY
1 -		28.229	1:13.923	79.88	7.792	11:03:07.982
2 -	40.526	27.121	1:07.647	87.30	1.516	11:04:15.629
3 -	39.562	27.914	1:07.476	87.52	1.345	11:05:23.105
4 -	39.465	27.221	1:06.686	88.55	0.555	11:06:29.791
5 -	39.527	27.216	1:06.743	88.48	0.612	11:07:36.534
6 -	39.250	26.881	1:06.131 (1)	89.30		11:08:42.665
7 -	39.541	28.142	1:07.683	87.25	1.552	11:09:50.348
8 -	39.459	27.132	1:06.591	88.68	0.460	11:10:56.939
9 -	39.587	27.198	1:06.785	88.42	0.654	11:12:03.724
10 -	39.444	27.031	1:06.475 (3)	88.84	0.344	11:13:10.199
11 -	39.468	26.969	1:06.437 (2)	88.89	0.306	11:14:16.636
12 -	39.568	26.976	1:06.544	88.74	0.413	11:15:23.180
13 -	39.496	27.041	1:06.537	88.75	0.406	11:16:29.717
14 -	39.430	27.052	1:06.482	88.83	0.351	11:17:36.199
15 -	39.534	27.041	1:06.575	88.70	0.444	11:18:42.774
16 -	39.393	27.166	1:06.559	88.72	0.428	11:19:49.333
17 -	39.467	27.087	1:06.554	88.73	0.423	11:20:55.887
18 -	39.420	27.384	1:06.804	88.40	0.673	11:22:02.691

P10 777 PRO (M) Sean REYNOLDS		Fiesta ST240				
IDEAL LAP TIME : 1:06.145		BEST LAP TIME : 1:06.314		DIFFERENCE : 0.169		
LAP	SECTOR 1	SECTOR 2	LAP TIME	MPH	DIFF	TIME OF DAY
1 -		27.459	1:11.884	82.15	5.570	11:03:05.943
2 -	39.545	27.841	1:07.386	87.63	1.072	11:04:13.329
3 -	39.572	27.292	1:06.864	88.32	0.550	11:05:20.193
4 -	39.564	27.233	1:06.797	88.41	0.483	11:06:26.990
5 -	39.795	27.438	1:07.233	87.83	0.919	11:07:34.223
6 -	39.414	26.984	1:06.398 (2)	88.94	0.084	11:08:40.621
7 -	39.666	27.176	1:06.842	88.35	0.528	11:09:47.463
8 -	39.608	27.083	1:06.691	88.55	0.377	11:10:54.154
9 -	39.323	27.148	1:06.471	88.84	0.157	11:12:00.625
10 -	39.281	27.293	1:06.574	88.70	0.260	11:13:07.199
11 -	39.486	27.014	1:06.500	88.80	0.186	11:14:13.699
12 -	39.609	27.234	1:06.843	88.35	0.529	11:15:20.542
13 -	39.492	27.240	1:06.732	88.49	0.418	11:16:27.274
14 -	39.231	27.207	1:06.438 (3)	88.88	0.124	11:17:33.712
15 -	39.370	27.166	1:06.536	88.75	0.222	11:18:40.248
16 -	39.397	27.064	1:06.461	88.85	0.147	11:19:46.709
17 -	39.573	27.107	1:06.680	88.56	0.366	11:20:53.389
18 -	39.161	27.153	1:06.314 (1)	89.05		11:21:59.703

AIRTEC Motorsport Fiesta ST240 Championship

RACE 12 - SECTOR ANALYSIS



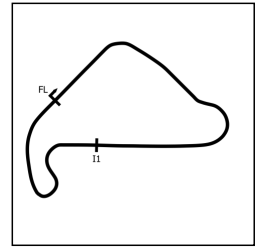
SECTOR 1 = FL to I1, SECTOR 2 = I1 to FL, DIFF = Difference To Personal Best Lap, P = Crossed Finish Line in Pit Lane, D = Time Disallowed

P11 111 PRO (M) Luke WARR			Fiesta ST240			
IDEAL LAP TIME : 1:06.378		BEST LAP TIME : 1:06.460		DIFFERENCE : 0.082		
LAP	SECTOR 1	SECTOR 2	LAP TIME	MPH	DIFF	TIME OF DAY
1 -		27.559	1:12.835	81.08	6.375	11:03:06.894
2 -	40.053	27.369	1:07.422	87.59	0.962	11:04:14.316
3 -	40.656	27.807	1:08.463	86.26	2.003	11:05:22.779
4 -	39.391	27.238	1:06.629	88.63	0.169	11:06:29.408
5 -	39.519	27.233	1:06.752	88.47	0.292	11:07:36.160
6 -	39.416	27.488	1:06.904	88.27	0.444	11:08:43.064
7 -	39.366	28.048	1:07.414	87.60	0.954	11:09:50.478
8 -	40.057	27.104	1:07.161	87.93	0.701	11:10:57.639
9 -	39.315	27.276	1:06.591	88.68	0.131	11:12:04.230
10 -	39.340	27.147	1:06.487 (2)	88.82	0.027	11:13:10.717
11 -	39.332	27.128	1:06.460 (1)	88.86		11:14:17.177
12 -	39.639	27.225	1:06.864	88.32	0.404	11:15:24.041
13 -	39.626	27.079	1:06.705	88.53	0.245	11:16:30.746
14 -	39.803	27.134	1:06.937	88.22	0.477	11:17:37.683
15 -	39.600	27.218	1:06.818	88.38	0.358	11:18:44.501
16 -	39.378	27.156	1:06.534 (3)	88.76	0.074	11:19:51.035
17 -	39.299	27.614	1:06.913	88.25	0.453	11:20:57.948
18 -	39.565	27.247	1:06.812	88.39	0.352	11:22:04.760

P12 152 AM Caitlin MAY			Fiesta ST240			
IDEAL LAP TIME : 1:06.387		BEST LAP TIME : 1:06.419		DIFFERENCE : 0.032		
LAP	SECTOR 1	SECTOR 2	LAP TIME	MPH	DIFF	TIME OF DAY
1 -		28.098	1:13.676	80.15	7.257	11:03:07.735
2 -	40.816	27.827	1:08.643	86.03	2.224	11:04:16.378
3 -	39.820	27.343	1:07.163	87.93	0.744	11:05:23.541
4 -	39.806	27.236	1:07.042	88.08	0.623	11:06:30.583
5 -	39.645	27.371	1:07.016	88.12	0.597	11:07:37.599
6 -	39.781	27.226	1:07.007	88.13	0.588	11:08:44.606
7 -	40.181	27.086	1:07.267	87.79	0.848	11:09:51.873
8 -	39.630	27.107	1:06.737	88.49	0.318	11:10:58.610
9 -	39.497	27.114	1:06.611	88.65	0.192	11:12:05.221
10 -	40.231	27.106	1:07.337	87.70	0.918	11:13:12.558
11 -	39.520	27.031	1:06.551 (2)	88.73	0.132	11:14:19.109
12 -	39.567	27.003	1:06.570	88.71	0.151	11:15:25.679
13 -	39.784	26.993	1:06.777	88.43	0.358	11:16:32.456
14 -	39.454	27.109	1:06.563 (3)	88.72	0.144	11:17:39.019
15 -	39.565	27.010	1:06.575	88.70	0.156	11:18:45.594
16 -	39.760	26.968	1:06.728	88.50	0.309	11:19:52.322
17 -	39.605	26.998	1:06.603	88.66	0.184	11:20:58.925
18 -	39.419	27.000	1:06.419 (1)	88.91		11:22:05.344

AIRTEC Motorsport Fiesta ST240 Championship

RACE 12 - SECTOR ANALYSIS



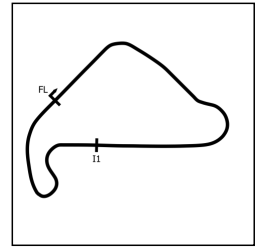
SECTOR 1 = FL to I1, SECTOR 2 = I1 to FL, DIFF = Difference To Personal Best Lap, P = Crossed Finish Line in Pit Lane, D = Time Disallowed

P13 42 AM Henry HOWARTH		Fiesta ST240				
IDEAL LAP TIME : 1:06.381		BEST LAP TIME : 1:06.616		DIFFERENCE : 0.235		
LAP	SECTOR 1	SECTOR 2	LAP TIME	MPH	DIFF	TIME OF DAY
1 -		27.752	1:11.145	83.00	4.529	11:03:05.204
2 -	40.230	27.606	1:07.836	87.05	1.220	11:04:13.040
3 -	39.925	27.045	1:06.970	88.18	0.354	11:05:20.010
4 -	39.661	27.084	1:06.745	88.48	0.129	11:06:26.755
5 -	39.900	27.109	1:07.009	88.13	0.393	11:07:33.764
6 -	39.657	27.023	1:06.680	88.56	0.064	11:08:40.444
7 -	40.376	27.439	1:07.815	87.08	1.199	11:09:48.259
8 -	39.933	27.492	1:07.425	87.58	0.809	11:10:55.684
9 -	40.461	27.080	1:07.541	87.43	0.925	11:12:03.225
10 -	43.221	27.040	1:10.261	84.05	3.645	11:13:13.486
11 -	39.358	27.258	1:06.616 (1)	88.65		11:14:20.102
12 -	39.450	27.178	1:06.628 (2)	88.63	0.012	11:15:26.730
13 -	39.940	27.176	1:07.116	87.99	0.500	11:16:33.846
14 -	40.133	27.241	1:07.374	87.65	0.758	11:17:41.220
15 -	39.399	27.238	1:06.637 (3)	88.62	0.021	11:18:47.857
16 -	39.524	27.205	1:06.729	88.50	0.113	11:19:54.586
17 -	39.593	27.208	1:06.801	88.40	0.185	11:21:01.387
18 -	39.409	27.287	1:06.696	88.54	0.080	11:22:08.083

P14 14 PRO Simon HORROBIN		Fiesta ST240				
IDEAL LAP TIME : 1:05.853		BEST LAP TIME : 1:05.884		DIFFERENCE : 0.031		
LAP	SECTOR 1	SECTOR 2	LAP TIME	MPH	DIFF	TIME OF DAY
1 -		27.708	1:11.256	82.87	5.372	11:03:05.315
2 -	39.757	27.345	1:07.102	88.01	1.218	11:04:12.417
3 -	39.472	26.901	1:06.373	88.97	0.489	11:05:18.790
4 -	39.026	26.858	1:05.884 (1)	89.63		11:06:24.674
5 -	39.402	27.080	1:06.482	88.83	0.598	11:07:31.156
6 -	39.434	26.827	1:06.261 (3)	89.12	0.377	11:08:37.417
7 -	39.307	26.967	1:06.274	89.10	0.390	11:09:43.691
8 -	39.403	27.158	1:06.561	88.72	0.677	11:10:50.252
9 -	39.238	26.892	1:06.130 (2)	89.30	0.246	11:11:56.382
10 -	39.398	27.076	1:06.474	88.84	0.590	11:13:02.856
11 -	39.471	27.092	1:06.563	88.72	0.679	11:14:09.419
12 -	39.538	41.909	1:21.447	72.50	15.563	11:15:30.866
13 -	39.932	26.898	1:06.830	88.36	0.946	11:16:37.696
14 -	39.250	27.034	1:06.284	89.09	0.400	11:17:43.980
15 -	39.792	26.896	1:06.688	88.55	0.804	11:18:50.668
16 -	39.497	26.834	1:06.331	89.03	0.447	11:19:56.999
17 -	39.441	27.004	1:06.445	88.88	0.561	11:21:03.444
18 -	39.172	27.219	1:06.391	88.95	0.507	11:22:09.835

AIRTEC Motorsport Fiesta ST240 Championship

RACE 12 - SECTOR ANALYSIS



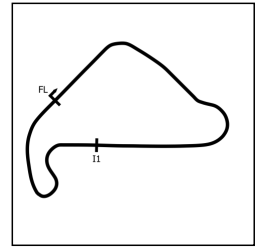
SECTOR 1 = FL to I1, SECTOR 2 = I1 to FL, DIFF = Difference To Personal Best Lap, P = Crossed Finish Line in Pit Lane, D = Time Disallowed

P15 174 AM (M) Christopher BLACKBURN			Fiesta ST240			
IDEAL LAP TIME : 1:06.744		BEST LAP TIME : 1:06.839		DIFFERENCE : 0.095		
LAP	SECTOR 1	SECTOR 2	LAP TIME	MPH	DIFF	TIME OF DAY
1 -		27.893	1:15.239	78.49	8.400	11:03:09.298
2 -	40.532	27.973	1:08.505	86.20	1.666	11:04:17.803
3 -	40.454	27.390	1:07.844	87.04	1.005	11:05:25.647
4 -	39.805	27.471	1:07.276	87.78	0.437	11:06:32.923
5 -	40.043	27.700	1:07.743	87.17	0.904	11:07:40.666
6 -	39.716	27.362	1:07.078	88.04	0.239	11:08:47.744
7 -	39.877	27.363	1:07.240	87.82	0.401	11:09:54.984
8 -	39.560	27.453	1:07.013 (2)	88.12	0.174	11:11:01.997
9 -	39.936	27.285	1:07.221	87.85	0.382	11:12:09.218
10 -	39.672	27.445	1:07.117	87.99	0.278	11:13:16.335
11 -	39.852	27.269	1:07.121	87.98	0.282	11:14:23.456
12 -	39.826	27.838	1:07.664	87.27	0.825	11:15:31.120
13 -	39.835	27.190	1:07.025 (3)	88.11	0.186	11:16:38.145
14 -	39.554	27.285	1:06.839 (1)	88.35		11:17:44.984
15 -	39.627	27.488	1:07.115	87.99	0.276	11:18:52.099
16 -	39.843	27.515	1:07.358	87.67	0.519	11:19:59.457
17 -	39.886	27.536	1:07.422	87.59	0.583	11:21:06.879
18 -	39.896	27.435	1:07.331	87.71	0.492	11:22:14.210

P16 11 AM Charlie ELLIS			Fiesta ST240			
IDEAL LAP TIME : 1:06.963		BEST LAP TIME : 1:06.963		DIFFERENCE : 0.000		
LAP	SECTOR 1	SECTOR 2	LAP TIME	MPH	DIFF	TIME OF DAY
1 -		28.002	1:14.220	79.56	7.257	11:03:08.279
2 -	40.175	27.675	1:07.850	87.04	0.887	11:04:16.129
3 -	39.871	27.312	1:07.183	87.90	0.220	11:05:23.312
4 -	39.771	27.223	1:06.994 (2)	88.15	0.031	11:06:30.306
5 -	39.762	27.288	1:07.050 (3)	88.07	0.087	11:07:37.356
6 -	39.761	27.202	1:06.963 (1)	88.19		11:08:44.319
7 -	40.513	27.540	1:08.053	86.78	1.090	11:09:52.372
8 -	39.960	27.317	1:07.277	87.78	0.314	11:10:59.649
9 -	39.834	27.279	1:07.113	87.99	0.150	11:12:06.762
10 -	39.772	27.568	1:07.340	87.69	0.377	11:13:14.102
11 -	39.989	27.390	1:07.379	87.64	0.416	11:14:21.481
12 -	40.119	27.426	1:07.545	87.43	0.582	11:15:29.026
13 -	40.065	27.362	1:07.427	87.58	0.464	11:16:36.453
14 -	40.050	27.297	1:07.347	87.69	0.384	11:17:43.800
15 -	40.564	27.327	1:07.891	86.98	0.928	11:18:51.691
16 -	39.921	27.371	1:07.292	87.76	0.329	11:19:58.983
17 -	39.912	27.989	1:07.901	86.97	0.938	11:21:06.884
18 -	40.379	27.307	1:07.686	87.25	0.723	11:22:14.570

AIRTEC Motorsport Fiesta ST240 Championship

RACE 12 - SECTOR ANALYSIS



SECTOR 1 = FL to I1, SECTOR 2 = I1 to FL, DIFF = Difference To Personal Best Lap, P = Crossed Finish Line in Pit Lane, D = Time Disallowed

P17 26 AM Harry HAYES			Fiesta ST240			
IDEAL LAP TIME : 1:06.952		BEST LAP TIME : 1:07.037		DIFFERENCE : 0.085		
LAP	SECTOR 1	SECTOR 2	LAP TIME	MPH	DIFF	TIME OF DAY
1 -		28.143	1:14.669	79.09	7.632	11:03:08.728
2 -	41.188	27.565	1:08.753	85.89	1.716	11:04:17.481
3 -	40.286	27.351	1:07.637	87.31	0.600	11:05:25.118
4 -	40.255	27.392	1:07.647	87.30	0.610	11:06:32.765
5 -	40.086	27.545	1:07.631	87.32	0.594	11:07:40.396
6 -	39.835	27.274	1:07.109 (2)	88.00	0.072	11:08:47.505
7 -	39.920	27.117	1:07.037 (1)	88.09		11:09:54.542
8 -	39.900	27.362	1:07.262 (3)	87.80	0.225	11:11:01.804
9 -	40.506	27.614	1:08.120	86.69	1.083	11:12:09.924
10 -	41.570	27.420	1:08.990	85.60	1.953	11:13:18.914
11 -	40.195	27.531	1:07.726	87.19	0.689	11:14:26.640
12 -	40.098	27.507	1:07.605	87.35	0.568	11:15:34.245
13 -	40.365	27.537	1:07.902	86.97	0.865	11:16:42.147
14 -	40.392	27.507	1:07.899	86.97	0.862	11:17:50.046
15 -	40.071	27.357	1:07.428	87.58	0.391	11:18:57.474
16 -	40.138	27.272	1:07.410	87.60	0.373	11:20:04.884
17 -	40.085	27.270	1:07.355	87.67	0.318	11:21:12.239
18 -	40.704	27.319	1:08.023	86.81	0.986	11:22:20.262

P18 46 PRO Lucas HAYDEN			Fiesta ST240			
IDEAL LAP TIME : 1:05.972		BEST LAP TIME : 1:06.201		DIFFERENCE : 0.229		
LAP	SECTOR 1	SECTOR 2	LAP TIME	MPH	DIFF	TIME OF DAY
1 -		27.460	1:10.993	83.18	4.792	11:03:05.052
2 -	40.025	27.102	1:07.127	87.97	0.926	11:04:12.179
3 -	39.470	26.799	1:06.269 (3)	89.11	0.068	11:05:18.448
4 -	39.173	27.477	1:06.650	88.60	0.449	11:06:25.098
5 -	39.335	27.157	1:06.492	88.81	0.291	11:07:31.590
6 -	39.556	26.951	1:06.507	88.79	0.306	11:08:38.097
7 -	39.390	27.024	1:06.414	88.92	0.213	11:09:44.511
8 -	39.223	26.978	1:06.201 (1)	89.20		11:10:50.712
9 -	39.267	26.947	1:06.214 (2)	89.19	0.013	11:11:56.926
10 -	39.584	26.856	1:06.440	88.88	0.239	11:13:03.366
11 -	39.237	27.106	1:06.343	89.01	0.142	11:14:09.709
12 -	39.573	IN PIT	1:19.255 P	74.51	13.054	11:15:28.964

AIRTEC Motorsport Fiesta ST240 Championship

RACE 12 - BEST SECTORS

SECTOR 1			SECTOR 2			IDEAL / BEST COMPARISON						
POS	NO	NAME	TIME	NO	NAME	TIME	POS	NO	NAME	IDEAL	BEST	DIFF
									PERFECT LAP	1:05.573		
1	4	MILLER	38.802	52	KELLETT	26.771	1	52	KELLETT	1:05.618	1:05.764	0.146
2	52	KELLETT	38.847	234	LUCAS	26.772	2	4	MILLER	1:05.722	1:05.741	0.019
3	53	KIDD	38.921	46	HAYDEN	26.799	3	14	HORROBIN	1:05.853	1:05.884	0.031
4	14	HORROBIN	39.026	14	HORROBIN	26.827	4	234	LUCAS	1:05.968	1:06.014	0.046
5	10	JOHNSON	39.125	19	LEWIS	26.881	5	46	HAYDEN	1:05.972	1:06.201	0.229
6	664	BLACKBURN	39.146	10	JOHNSON	26.904	6	53	KIDD	1:06.002	1:06.133	0.131
7	777	REYNOLDS	39.161	4	MILLER	26.920	7	10	JOHNSON	1:06.029	1:06.054	0.025
8	89	KNIGHT	39.163	89	KNIGHT	26.931	8	89	KNIGHT	1:06.094	1:06.255	0.161
9	46	HAYDEN	39.173	152	MAY	26.968	9	19	LEWIS	1:06.131	1:06.131	0.000
10	234	LUCAS	39.196	777	REYNOLDS	26.984	10	777	REYNOLDS	1:06.145	1:06.314	0.169
11	47	POPE	39.247	47	POPE	27.022	11	664	BLACKBURN	1:06.186	1:06.410	0.224
12	19	LEWIS	39.250	42	HOWARTH	27.023	12	47	POPE	1:06.269	1:06.344	0.075
13	111	WARR	39.299	664	BLACKBURN	27.040	13	111	WARR	1:06.378	1:06.460	0.082
14	42	HOWARTH	39.358	111	WARR	27.079	14	42	HOWARTH	1:06.381	1:06.616	0.235
15	152	MAY	39.419	53	KIDD	27.081	15	152	MAY	1:06.387	1:06.419	0.032
16	174	BLACKBURN	39.554	26	HAYES	27.117	16	174	BLACKBURN	1:06.744	1:06.839	0.095
17	11	ELLIS	39.761	174	BLACKBURN	27.190	17	26	HAYES	1:06.952	1:07.037	0.085
18	26	HAYES	39.835	11	ELLIS	27.202	18	11	ELLIS	1:06.963	1:06.963	0.000

AIRTEC Motorsport Fiesta ST240 Championship

RACE 12 - STATISTICS

Competitors Started 18
Planned Start 2024-08-18 @ 11:05:00.000
Actual Start 2024-08-18 @ 11:01:54.058
Finish Time 2024-08-18 @ 11:21:51.666
Track Length 1.6404mi.
Total Laps 318
Total Distance Covered 521.6673mi.

Session Fastest Lap History

NO	CL	NAME	LAP TIME	TIME OF DAY	LAP	VEHICLE
234	PRO	Zachary LUCAS	1:08.739	11:03:02.793	1	Fiesta ST240
234	PRO	Zachary LUCAS	1:06.318	11:04:09.111	2	Fiesta ST240
4	PRO	Gary MILLER	1:05.965	11:04:09.324	2	Fiesta ST240
14	PRO	Simon HORROBIN	1:05.884	11:06:24.678	4	Fiesta ST240
4	PRO	Gary MILLER	1:05.741	11:09:40.299	7	Fiesta ST240

Session Leader History

NO	CL	NAME	FROM LAP	LAPS LED	DISTANCE	VEHICLE
234	PRO	Zachary LUCAS	1	18	29.52 miles	Fiesta ST240

Flag History

TYPE	TIME OF DAY
GREEN	11:01:54.058
FINISH	11:21:51.666

Flag Statistics

TYPE	COUNT	TOTAL LAPS	TOTAL TIME
Green	1	18	21:20.418
Red	0	0	0.000
Safety Car	0	0	0.000
FCY	0	0	0.000

AIRTEC Motorsport Fiesta ST240 Championship

RACE 12 - STATISTICS

CLASS : AM

7 Starters

Fastest Lap History

NO	NAME	LAP TIME	TIME OF DAY	LAP	VEHICLE
42	Henry HOWARTH	1:11.145	11:03:05.197	1	Fiesta ST240
42	Henry HOWARTH	1:07.836	11:04:13.045	2	Fiesta ST240
10	Archie JOHNSON	1:07.488	11:04:13.066	2	Fiesta ST240
10	Archie JOHNSON	1:06.415	11:05:19.476	3	Fiesta ST240
10	Archie JOHNSON	1:06.054	11:06:25.531	4	Fiesta ST240

Leader History

NO	NAME	FROM LAP	LAPS LED	DISTANCE	VEHICLE
42	Henry HOWARTH	1	2	3.28 miles	Fiesta ST240
10	Archie JOHNSON	3	16	26.24 miles	Fiesta ST240

AIRTEC Motorsport Fiesta ST240 Championship

RACE 12 - STATISTICS

CLASS : AM (M)

1 Starters

Fastest Lap History

NO	NAME	LAP TIME	TIME OF DAY	LAP	VEHICLE
174	Christopher BLACKBURN	1:15.239	11:03:09.293	1	Fiesta ST240
174	Christopher BLACKBURN	1:08.505	11:04:17.799	2	Fiesta ST240
174	Christopher BLACKBURN	1:07.844	11:05:25.644	3	Fiesta ST240
174	Christopher BLACKBURN	1:07.276	11:06:32.918	4	Fiesta ST240
174	Christopher BLACKBURN	1:07.078	11:08:47.740	6	Fiesta ST240
174	Christopher BLACKBURN	1:07.013	11:11:01.992	8	Fiesta ST240
174	Christopher BLACKBURN	1:06.839	11:17:44.979	14	Fiesta ST240

Leader History

NO	NAME	FROM LAP	LAPS LED	DISTANCE	VEHICLE
174	Christopher BLACKBURN	1	18	29.52 miles	Fiesta ST240

AIRTEC Motorsport Fiesta ST240 Championship

RACE 12 - STATISTICS

CLASS : PRO

7 Starters

Fastest Lap History

NO	NAME	LAP TIME	TIME OF DAY	LAP	VEHICLE
234	Zachary LUCAS	1:08.739	11:03:02.793	1	Fiesta ST240
234	Zachary LUCAS	1:06.318	11:04:09.111	2	Fiesta ST240
4	Gary MILLER	1:05.965	11:04:09.324	2	Fiesta ST240
14	Simon HORROBIN	1:05.884	11:06:24.678	4	Fiesta ST240
4	Gary MILLER	1:05.741	11:09:40.299	7	Fiesta ST240

Leader History

NO	NAME	FROM LAP	LAPS LED	DISTANCE	VEHICLE
234	Zachary LUCAS	1	18	29.52 miles	Fiesta ST240

AIRTEC Motorsport Fiesta ST240 Championship

RACE 12 - STATISTICS

CLASS : PRO (M)

3 Starters

Fastest Lap History


NO	NAME	LAP TIME	TIME OF DAY	LAP	VEHICLE
777	Sean REYNOLDS	1:11.884	11:03:05.938	1	Fiesta ST240
777	Sean REYNOLDS	1:07.386	11:04:13.325	2	Fiesta ST240
52	Alastair KELLETT	1:07.033	11:04:13.536	2	Fiesta ST240
777	Sean REYNOLDS	1:06.864	11:05:20.189	3	Fiesta ST240
777	Sean REYNOLDS	1:06.797	11:06:26.985	4	Fiesta ST240
52	Alastair KELLETT	1:06.725	11:06:27.215	4	Fiesta ST240
111	Luke WARR	1:06.629	11:06:29.409	4	Fiesta ST240
52	Alastair KELLETT	1:05.950	11:08:39.957	6	Fiesta ST240
52	Alastair KELLETT	1:05.764	11:10:51.712	8	Fiesta ST240

Leader History

NO	NAME	FROM LAP	LAPS LED	DISTANCE	VEHICLE
777	Sean REYNOLDS	1	4	6.56 miles	Fiesta ST240
52	Alastair KELLETT	5	14	22.96 miles	Fiesta ST240

AIRTEC Motorsport Fiesta ST240 Championship
RACE 17 - GRID (20 minutes)

ROW 9	18	46 Lucas HAYDEN	17	26 Harry HAYES
ROW 8	16	11 Charlie ELLIS	15	174 Christopher BLACKBURN
ROW 7	14	14 Simon HORROBIN	13	42 Henry HOWARTH
ROW 6	12	152 Caitlin MAY	11	111 Luke WARR
ROW 5	10	234 Zachary LUCAS	9	4 Gary MILLER
ROW 4	8	52 Alastair KELLETT	7	664 Connor BLACKBURN
ROW 3	6	53 Morgan KIDD	5	89 Joseph KNIGHT
ROW 2	4	47 James POPE	3	10 Archie JOHNSON
ROW 1	2	777 Sean REYNOLDS	1	19 Daniel LEWIS Pole



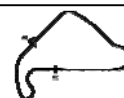
These results are provisional until the conclusion of any judicial and technical matters.

Silverstone National: 1.6404 miles

Clerk Of Course: Adam Buttercase

Stewards:

Timekeeper: Sarah Evans



AIRTEC Motorsport Fiesta ST240 Championship

RACE 17 - CLASSIFICATION - AMENDED



Race Distance: 18 Laps / 29.52 miles

POS	NO	CL	PIC	NAME	ENTRY	LAPS	TIME	GAP	DIFF	MPH	BEST	ON	GRD	↑↓
1	52	PRO (M)	1	Alastair KELLETT	Fiesta ST240	18	20:01.741			88.45	1:06.022	13	8	7
2	4	PRO	1	Gary MILLER	Fiesta ST240	18	20:01.980	0.239	0.239	88.43	1:06.025	18	9	7
3	89	PRO	2	Joseph KNIGHT	Fiesta ST240	18	20:02.606	0.865	0.626	88.39	1:06.134	13	5	2
4	234	PRO	3	Zachary LUCAS	Fiesta ST240	18	20:03.494	1.753	0.888	88.32	1:06.209	7	10	6
5	664	PRO	4	Connor BLACKBURN	Fiesta ST240	18	20:06.521	4.780	3.027	88.10	1:06.118	6	7	2
6	10	AM	1	Archie JOHNSON	Fiesta ST240	18	20:09.977	8.236	3.456	87.85	1:06.449	15	3	-3
7	19	AM	2	Daniel LEWIS	Fiesta ST240	18	20:10.015	8.274	0.038	87.85	1:06.732	15	1	-6
8	53	PRO	5	Morgan KIDD	Fiesta ST240	18	20:10.215	8.474	0.200	87.83	1:06.226	12	6	-2
9	14	PRO	6	Simon HORROBIN	Fiesta ST240	18	20:10.836	9.095	0.621	87.79	1:06.456	11	14	5
10	152	AM	3	Caitlin MAY	Fiesta ST240	18	20:17.452	15.711	6.616	87.31	1:06.950	9	12	2
11	46	PRO	7	Lucas HAYDEN	Fiesta ST240	18	20:20.599	18.858	3.147	87.09	1:06.405	5	18	7
12	47*	AM	4	James POPE	Fiesta ST240	18	20:21.943	20.202	1.344	86.99	1:07.032	7	4	-8
13	111	PRO (M)	2	Luke WARR	Fiesta ST240	18	20:22.062	20.321	0.119	86.98	1:06.923	18	11	-2
14	11	AM	5	Charlie ELLIS	Fiesta ST240	18	20:34.477	32.736	12.415	86.11	1:07.826	2	16	2
15	26	AM	6	Harry HAYES	Fiesta ST240	18	20:37.230	35.489	2.753	85.91	1:07.595	18	17	2
16	42	AM	7	Henry HOWARTH	Fiesta ST240	18	20:56.869	55.128	19.639	84.57	1:06.761	5	13	-3
17	174	AM (M)	1	Christopher BLACKBURN	Fiesta ST240	16	20:20.022	2 Laps	2 Laps	77.44	1:07.686	14	15	-2

NOT CLASSIFIED

DQ 777*	PRO (M)	Sean REYNOLDS	Fiesta ST240	2
---------	---------	---------------	--------------	---

FASTEST LAP

52	PRO (M)	Alastair KELLETT	Fiesta ST240	13	1:06.022	89.45 mph	143.95 kph
4	PRO	Gary MILLER	Fiesta ST240	18	1:06.025	89.44 mph	143.94 kph
10	AM	Archie JOHNSON	Fiesta ST240	15	1:06.449	88.87 mph	143.03 kph
174	AM (M)	Christopher BLACKBURN	Fiesta ST240	14	1:07.686	87.25 mph	140.41 kph

Comments: Car 47 - 5 second penalty - Track Limits

1st Amendment:

Car 777 - Disqualified from the results of the race (G5.3) - Contravention of Motorsport UK Regulation Q12.21.4

Weather / Track : Bright / Dry

These results are provisional until the conclusion of any judicial and technical matters.

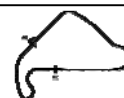
Date: 18/08/2024 Start: 14:42 Finish: 15:02

Silverstone National: 1.6404 miles

Clerk Of Course: Adam Buttercase

Stewards:

Timekeeper: Sarah Evans



Results can be found at www.tsl-timing.com

Printed - 16:33 Sunday, 18 August 2024

AIRTEC Motorsport Fiesta ST240 Championship

RACE 17 - LAP CHART

LAP 1 @ 14:43:44.356			LAP 2 @ 14:44:51.811			LAP 3 @ 14:45:59.004			LAP 4 @ 14:47:05.505			LAP 5 @ 14:48:11.939		
NO	BEHIND	LAP TIME	NO	BEHIND	LAP TIME	NO	BEHIND	LAP TIME	NO	BEHIND	LAP TIME	NO	BEHIND	LAP TIME
19		1:09.789	19		1:07.455	89		1:07.146	89		1:06.501	89		1:06.434
89	0.571	1:10.360	89	0.047	1:06.931	19	0.628	1:07.821	4	0.768	1:06.337	4	0.408	1:06.074
47	2.224	1:12.013	4	1.982	1:06.943	4	0.932	1:06.143	52	1.106	1:06.221	52	0.937	1:06.265
4	2.494	1:12.283	47	2.074	1:07.305	52	1.386	1:06.355	19	1.608	1:07.481	234	1.563	1:06.379
10	2.694	1:12.483	52	2.224	1:06.904	234	1.664	1:06.463	234	1.618	1:06.455	19	2.355	1:07.181
52	2.775	1:12.564	234	2.394	1:06.847	47	2.391	1:07.510	47	3.033	1:07.143	664	3.344	1:06.439
234	3.002	1:12.791	10	2.783	1:07.544	664	2.980	1:07.179	664	3.339	1:06.860	47	3.808	1:07.209
664	3.074	1:12.863	664	2.994	1:07.375	10	3.020	1:07.430	10	3.799	1:07.280	10	3.999	1:06.634
14	3.413	1:13.202	14	3.335	1:07.377	14	3.412	1:07.270	53	4.179	1:07.031	53	4.484	1:06.739
53	3.624	1:13.413	42	3.546	1:07.289	53	3.649	1:06.967	14	4.444	1:07.533	14	4.730	1:06.720
42	3.712	1:13.501	53	3.875	1:07.706	11	5.354	1:07.888	152	6.638	1:07.590	152	7.361	1:07.157
11	4.288	1:14.077	11	4.659	1:07.826	152	5.549	1:07.853	11	7.331	1:08.478	11	8.735	1:07.838
111	4.618	1:14.407	152	4.889	1:07.668	111	6.149	1:08.015	111	7.496	1:07.848	111	9.078	1:08.016
152	4.676	1:14.465	111	5.327	1:08.164	42	6.623	1:10.270	42	11.377	1:11.255	42	11.704	1:06.761
174	4.781	1:14.570	26	9.083	1:11.208	26	10.219	1:08.329	26	12.016	1:08.298	26	13.658	1:08.076
26	5.330	1:15.119	777	11.807	1:13.219	777	12.286	1:07.672	777	13.607	1:07.822	777	14.071	1:06.898
777	6.043	1:15.832	46	15.717	1:07.463	46	15.161	1:06.637	46	15.127	1:06.467	46	15.098	1:06.405
46	15.709	1:25.498	174	21.715	1:24.389 P				174	1 Lap	2:40.030	174	1 Lap	1:09.092

AIRTEC Motorsport Fiesta ST240 Championship

RACE 17 - LAP CHART

LAP 6 @ 14:49:18.450			LAP 7 @ 14:50:25.502			LAP 8 @ 14:51:32.137			LAP 9 @ 14:52:38.913			LAP 10 @ 14:53:45.317		
NO	BEHIND	LAP TIME	NO	BEHIND	LAP TIME	NO	BEHIND	LAP TIME	NO	BEHIND	LAP TIME	NO	BEHIND	LAP TIME
89		1:06.511	4		1:06.835	4		1:06.635	4		1:06.776	4		1:06.404
4	0.217	1:06.320	52	0.088	1:06.478	52	0.387	1:06.934	52	0.324	1:06.713	52	0.392	1:06.472
52	0.662	1:06.236	89	0.142	1:07.194	89	0.411	1:06.904	89	0.616	1:06.981	89	0.657	1:06.445
234	1.421	1:06.369	234	0.578	1:06.209	234	0.563	1:06.620	234	0.947	1:07.160	234	1.203	1:06.660
19	2.627	1:06.783	664	2.654	1:06.755	664	2.646	1:06.627	664	2.349	1:06.479	664	2.518	1:06.573
664	2.951	1:06.118	19	2.795	1:07.220	19	2.956	1:06.796	19	3.159	1:06.979	19	3.798	1:07.043
47	4.642	1:07.345	47	4.622	1:07.032	10	5.050	1:06.792	10	5.015	1:06.741	10	5.537	1:06.926
10	5.065	1:07.577	10	4.893	1:06.880	14	5.422	1:06.951	47	5.879	1:07.222	53	6.482	1:06.780
53	5.303	1:07.330	14	5.106	1:06.788	47	5.433	1:07.446	53	6.106	1:07.137	47	6.683	1:07.208
14	5.370	1:07.151	53	5.545	1:07.294	53	5.745	1:06.835	14	6.411	1:07.765	14	6.832	1:06.825
152	7.862	1:07.012	152	7.942	1:07.132	152	8.507	1:07.200	152	8.681	1:06.950	152	9.568	1:07.291
111	10.197	1:07.630	111	10.557	1:07.412	111	11.349	1:07.427	111	12.299	1:07.726	111	13.505	1:07.610
11	10.565	1:08.341	11	11.775	1:08.262	11	13.438	1:08.298	11	14.857	1:08.195	46	15.697	1:06.813
42	14.494	1:09.301	42	14.539	1:07.097	42	14.721	1:06.817	46	15.288	1:07.119	11	16.580	1:08.127
777	14.813	1:07.253	46	15.068	1:06.647	46	14.945	1:06.512	777	15.552	1:07.053	777	16.668	1:07.520
46	15.473	1:06.886	777	15.397	1:07.636	777	15.275	1:06.513	26	19.366	1:08.159	42	20.443	1:07.002
26	15.652	1:08.505	26	16.593	1:07.993	26	17.983	1:08.025	42	19.845	1:11.900	26	21.304	1:08.342
174	1 Lap	1:08.761	174	1 Lap	1:10.459	174	1 Lap	1:08.540	174	1 Lap	1:08.458	174	1 Lap	1:08.317

AIRTEC Motorsport Fiesta ST240 Championship

RACE 17 - LAP CHART

LAP 11 @ 14:54:51.709			LAP 12 @ 14:55:57.876			LAP 13 @ 14:57:04.111			LAP 14 @ 14:58:10.975			LAP 15 @ 14:59:17.325		
NO	BEHIND	LAP TIME	NO	BEHIND	LAP TIME	NO	BEHIND	LAP TIME	NO	BEHIND	LAP TIME	NO	BEHIND	LAP TIME
4		1:06.392	4		1:06.167	4		1:06.235	4		1:06.864	52		1:06.087
52	0.351	1:06.351	52	0.453	1:06.269	52	0.240	1:06.022	52	0.263	1:06.887	4	0.055	1:06.405
89	0.594	1:06.329	89	0.772	1:06.345	89	0.671	1:06.134	89	0.582	1:06.775	89	0.659	1:06.427
234	1.145	1:06.334	234	1.384	1:06.406	234	1.732	1:06.583	234	1.770	1:06.902	234	1.754	1:06.334
664	2.551	1:06.425	664	3.051	1:06.667	664	3.656	1:06.840	664	3.344	1:06.552	664	3.594	1:06.600
19	4.192	1:06.786	19	4.873	1:06.848	174	2 Laps	1:13.380	19	5.779	1:06.989	19	6.161	1:06.732
10	5.755	1:06.610	10	6.248	1:06.660	19	5.654	1:07.016	10	6.664	1:06.837	10	6.763	1:06.449
53	6.657	1:06.567	53	6.716	1:06.226	10	6.691	1:06.678	53	6.996	1:06.905	53	7.098	1:06.452
14	6.896	1:06.456	14	7.435	1:06.706	53	6.955	1:06.474	14	7.677	1:06.639	14	7.816	1:06.489
47	7.640	1:07.349	47	9.055	1:07.582	14	7.902	1:06.702	174	2 Laps	1:10.936	174	2 Laps	1:07.800
152	10.367	1:07.191	152	11.305	1:07.105	47	10.228	1:07.408	47	10.975	1:07.611	47	12.156	1:07.531
111	14.191	1:07.078	111	15.299	1:07.275	152	12.275	1:07.205	152	12.523	1:07.112	152	13.231	1:07.058
46	15.743	1:06.438	46	16.129	1:06.553	111	16.167	1:07.103	111	16.774	1:07.471	111	17.565	1:07.141
777	17.504	1:07.228	777	18.300	1:06.963	46	16.396	1:06.502	46	17.012	1:07.480	46	17.761	1:07.099
11	18.430	1:08.242	11	20.450	1:08.187	777	19.389	1:07.324	777	19.753	1:07.228	777	20.331	1:06.928
42	21.436	1:07.385	42	22.335	1:07.066	11	22.724	1:08.509	11	24.101	1:08.241	11	26.091	1:08.340
26	23.144	1:08.232	26	25.176	1:08.199	42	25.531	1:09.431	42	25.897	1:07.230	42	26.577	1:07.030
174	1 Lap	1:08.477				26	26.919	1:07.978	26	28.251	1:08.196	26	30.084	1:08.183

AIRTEC Motorsport Fiesta ST240 Championship

RACE 17 - LAP CHART

LAP 16 @ 15:00:23.676			LAP 17 @ 15:01:29.801			LAP 18 @ 15:02:36.308		
NO	BEHIND	LAP TIME	NO	BEHIND	LAP TIME	NO	BEHIND	LAP TIME
52		1:06.351	52		1:06.125	52		1:06.507
4	0.560	1:06.856	4	0.721	1:06.286	4	0.239	1:06.025
89	0.777	1:06.469	89	1.219	1:06.567	89	0.865	1:06.153
234	1.724	1:06.321	234	1.960	1:06.361	234	1.753	1:06.300
664	4.143	1:06.900	664	4.639	1:06.621	664	4.780	1:06.648
19	6.592	1:06.782	19	7.392	1:06.925	10	8.236	1:07.028
10	7.085	1:06.673	10	7.715	1:06.755	19	8.274	1:07.389
53	7.467	1:06.720	53	8.094	1:06.752	53	8.474	1:06.887
14	8.084	1:06.619	14	8.554	1:06.595	14	9.095	1:07.048
174	2 Laps	1:07.686	47	14.116	1:07.282	47	15.202	1:07.593
47	12.959	1:07.154	152	14.799	1:07.032	152	15.711	1:07.419
152	13.892	1:07.012	174	2 Laps	1:10.371	174	2 Laps	1:08.756
46	18.391	1:06.981	46	18.727	1:06.461	46	18.858	1:06.638
111	18.669	1:07.455	111	19.905	1:07.361	111	20.321	1:06.923
777	21.016	1:07.036	777	21.796	1:06.905	777	22.465	1:07.176
11	28.231	1:08.491	11	30.718	1:08.612	11	32.736	1:08.525
26	32.031	1:08.298	26	34.401	1:08.495	26	35.489	1:07.595
42	33.434	1:13.208	42	44.119	1:16.810	42	55.128	1:17.516

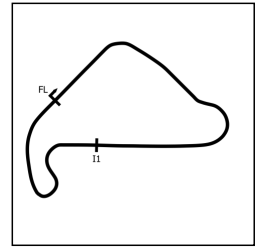
AIRTEC Motorsport Fiesta ST240 Championship

RACE 17 - POSITION CHART

No	Name	Lap Pos																			
			1	2	3	4	5	6	7	8	9	10	11	12	13	14	15	16	17	18	
19	LEWIS	1	19	19	89	89	89	89	4	4	4	4	4	4	4	4	4	52	52	52	52
777	REYNOLDS	2	89	89	19	4	4	4	52	52	52	52	52	52	52	52	4	4	4	4	
10	JOHNSON	3	47	4	4	52	52	52	89	89	89	89	89	89	89	89	89	89	89	89	
47	POPE	4	4	47	52	19	234	234	234	234	234	234	234	234	234	234	234	234	234	234	
89	KNIGHT	5	10	52	234	234	19	19	664	664	664	664	664	664	664	664	664	664	664	664	
53	KIDD	6	52	234	47	47	664	664	19	19	19	19	19	19	19	19	19	19	19	10	
664	BLACKBURN	7	234	10	664	664	47	47	47	10	10	10	10	10	10	10	10	10	10	19	
52	KELLETT	8	664	664	10	10	10	10	10	14	47	53	53	53	53	53	53	53	53	53	
4	MILLER	9	14	14	14	53	53	53	14	47	53	47	14	14	14	14	14	14	14	14	
234	LUCAS	10	53	42	53	14	14	14	53	53	14	14	47	47	47	47	47	47	47	47	
111	WARR	11	42	53	11	152	152	152	152	152	152	152	152	152	152	152	152	152	152	152	
152	MAY	12	11	11	152	11	11	111	111	111	111	111	111	111	111	111	111	46	46	46	
42	HOWARTH	13	111	152	111	111	111	11	11	11	11	46	46	46	46	46	46	111	111	111	
14	HORROBIN	14	152	111	42	42	42	42	42	42	46	11	777	777	777	777	777	777	777	777	
174	BLACKBURN	15	174	26	26	26	26	777	46	46	777	777	11	11	11	11	11	11	11	11	
11	ELLIS	16	26	777	777	777	777	46	777	777	26	42	42	42	42	42	42	26	26	26	
26	HAYES	17	777	46	46	46	46	26	26	26	42	26	26	26	26	26	26	42	42	42	
46	HAYDEN	18	46	174	174	174	174	174	174	174	174	174	174	174	174	174	174	174	174	174	

AIRTEC Motorsport Fiesta ST240 Championship

RACE 17 - SECTOR ANALYSIS



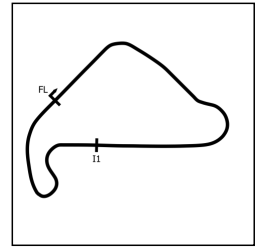
SECTOR 1 = FL to I1, SECTOR 2 = I1 to FL, DIFF = Difference To Personal Best Lap, P = Crossed Finish Line in Pit Lane, D = Time Disallowed

P1 52 PRO (M) Alastair KELLETT			Fiesta ST240			
IDEAL LAP TIME : 1:05.888		BEST LAP TIME : 1:06.022		DIFFERENCE : 0.134		
LAP	SECTOR 1	SECTOR 2	LAP TIME	MPH	DIFF	TIME OF DAY
1 -		28.867	1:12.564	81.38	6.542	14:43:47.131
2 -	39.507	27.397	1:06.904	88.27	0.882	14:44:54.035
3 -	39.367	26.988	1:06.355	89.00	0.333	14:46:00.390
4 -	39.130	27.091	1:06.221	89.18	0.199	14:47:06.611
5 -	39.138	27.127	1:06.265	89.12	0.243	14:48:12.876
6 -	39.174	27.062	1:06.236	89.16	0.214	14:49:19.112
7 -	39.172	27.306	1:06.478	88.83	0.456	14:50:25.590
8 -	39.409	27.525	1:06.934	88.23	0.912	14:51:32.524
9 -	39.563	27.150	1:06.713	88.52	0.691	14:52:39.237
10 -	39.208	27.264	1:06.472	88.84	0.450	14:53:45.709
11 -	39.057	27.294	1:06.351	89.00	0.329	14:54:52.060
12 -	39.062	27.207	1:06.269	89.11	0.247	14:55:58.329
13 -	38.900	27.122	1:06.022 (1)	89.45		14:57:04.351
14 -	39.789	27.098	1:06.887	88.29	0.865	14:58:11.238
15 -	38.906	27.181	1:06.087 (2)	89.36	0.065	14:59:17.325
16 -	39.243	27.108	1:06.351	89.00	0.329	15:00:23.676
17 -	39.117	27.008	1:06.125 (3)	89.31	0.103	15:01:29.801
18 -	39.327	27.180	1:06.507	88.79	0.485	15:02:36.308

P2 4 PRO Gary MILLER			Fiesta ST240			
IDEAL LAP TIME : 1:05.941		BEST LAP TIME : 1:06.025		DIFFERENCE : 0.084		
LAP	SECTOR 1	SECTOR 2	LAP TIME	MPH	DIFF	TIME OF DAY
1 -		27.716	1:12.283	81.70	6.258	14:43:46.850
2 -	39.585	27.358	1:06.943	88.21	0.918	14:44:53.793
3 -	39.174	26.969	1:06.143 (3)	89.28	0.118	14:45:59.936
4 -	39.371	26.966	1:06.337	89.02	0.312	14:47:06.273
5 -	39.115	26.959	1:06.074 (2)	89.37	0.049	14:48:12.347
6 -	39.077	27.243	1:06.320	89.04	0.295	14:49:18.667
7 -	39.526	27.309	1:06.835	88.36	0.810	14:50:25.502
8 -	39.332	27.303	1:06.635	88.62	0.610	14:51:32.137
9 -	39.479	27.297	1:06.776	88.43	0.751	14:52:38.913
10 -	39.247	27.157	1:06.404	88.93	0.379	14:53:45.317
11 -	39.196	27.196	1:06.392	88.95	0.367	14:54:51.709
12 -	39.272	26.895	1:06.167	89.25	0.142	14:55:57.876
13 -	39.167	27.068	1:06.235	89.16	0.210	14:57:04.111
14 -	39.806	27.058	1:06.864	88.32	0.839	14:58:10.975
15 -	39.046	27.359	1:06.405	88.93	0.380	14:59:17.380
16 -	39.451	27.405	1:06.856	88.33	0.831	15:00:24.236
17 -	39.207	27.079	1:06.286	89.09	0.261	15:01:30.522
18 -	39.082	26.943	1:06.025 (1)	89.44		15:02:36.547

AIRTEC Motorsport Fiesta ST240 Championship

RACE 17 - SECTOR ANALYSIS



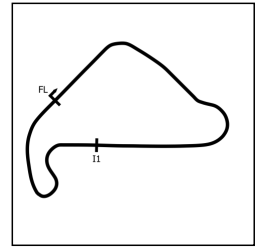
SECTOR 1 = FL to I1, SECTOR 2 = I1 to FL, DIFF = Difference To Personal Best Lap, P = Crossed Finish Line in Pit Lane, D = Time Disallowed

P3		89 PRO Joseph KNIGHT		Fiesta ST240			
IDEAL LAP TIME : 1:06.035		BEST LAP TIME : 1:06.134		DIFFERENCE : 0.099			
LAP	SECTOR 1	SECTOR 2	LAP TIME	MPH	DIFF	TIME OF DAY	
1 -		26.911	1:10.360	83.93	4.226	14:43:44.927	
2 -	39.584	27.347	1:06.931	88.23	0.797	14:44:51.858	
3 -	40.147	26.999	1:07.146	87.95	1.012	14:45:59.004	
4 -	39.568	26.933	1:06.501	88.80	0.367	14:47:05.505	
5 -	39.507	26.927	1:06.434	88.89	0.300	14:48:11.939	
6 -	39.376	27.135	1:06.511	88.79	0.377	14:49:18.450	
7 -	39.696	27.498	1:07.194	87.88	1.060	14:50:25.644	
8 -	39.545	27.359	1:06.904	88.27	0.770	14:51:32.548	
9 -	39.880	27.101	1:06.981	88.16	0.847	14:52:39.529	
10 -	39.296	27.149	1:06.445	88.88	0.311	14:53:45.974	
11 -	39.224	27.105	1:06.329 (3)	89.03	0.195	14:54:52.303	
12 -	39.380	26.965	1:06.345	89.01	0.211	14:55:58.648	
13 -	39.124	27.010	1:06.134 (1)	89.29		14:57:04.782	
14 -	39.374	27.401	1:06.775	88.44	0.641	14:58:11.557	
15 -	39.328	27.099	1:06.427	88.90	0.293	14:59:17.984	
16 -	39.306	27.163	1:06.469	88.84	0.335	15:00:24.453	
17 -	39.412	27.155	1:06.567	88.71	0.433	15:01:31.020	
18 -	39.234	26.919	1:06.153 (2)	89.27	0.019	15:02:37.173	

P4		234 PRO Zachary LUCAS		Fiesta ST240			
IDEAL LAP TIME : 1:06.159		BEST LAP TIME : 1:06.209		DIFFERENCE : 0.050			
LAP	SECTOR 1	SECTOR 2	LAP TIME	MPH	DIFF	TIME OF DAY	
1 -		28.212	1:12.791	81.13	6.582	14:43:47.358	
2 -	39.682	27.165	1:06.847	88.34	0.638	14:44:54.205	
3 -	39.408	27.055	1:06.463	88.85	0.254	14:46:00.668	
4 -	39.240	27.215	1:06.455	88.86	0.246	14:47:07.123	
5 -	39.421	26.958	1:06.379	88.96	0.170	14:48:13.502	
6 -	39.319	27.050	1:06.369	88.98	0.160	14:49:19.871	
7 -	39.277	26.932	1:06.209 (1)	89.19		14:50:26.080	
8 -	39.390	27.230	1:06.620	88.64	0.411	14:51:32.700	
9 -	39.922	27.238	1:07.160	87.93	0.951	14:52:39.860	
10 -	39.447	27.213	1:06.660	88.59	0.451	14:53:46.520	
11 -	39.295	27.039	1:06.334	89.02	0.125	14:54:52.854	
12 -	39.386	27.020	1:06.406	88.93	0.197	14:55:59.260	
13 -	39.566	27.017	1:06.583	88.69	0.374	14:57:05.843	
14 -	39.876	27.026	1:06.902	88.27	0.693	14:58:12.745	
15 -	39.415	26.919	1:06.334	89.02	0.125	14:59:19.079	
16 -	39.370	26.951	1:06.321 (3)	89.04	0.112	15:00:25.400	
17 -	39.378	26.983	1:06.361	88.99	0.152	15:01:31.761	
18 -	39.299	27.001	1:06.300 (2)	89.07	0.091	15:02:38.061	

AIRTEC Motorsport Fiesta ST240 Championship

RACE 17 - SECTOR ANALYSIS



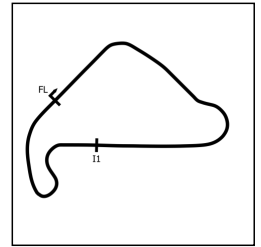
SECTOR 1 = FL to I1, SECTOR 2 = I1 to FL, DIFF = Difference To Personal Best Lap, P = Crossed Finish Line in Pit Lane, D = Time Disallowed

P5		664 PRO		Connor BLACKBURN		Fiesta ST240	
IDEAL LAP TIME : 1:06.118		BEST LAP TIME : 1:06.118		DIFFERENCE : 0.000			
LAP	SECTOR 1	SECTOR 2	LAP TIME	MPH	DIFF	TIME OF DAY	
1 -		27.885	1:12.863	81.05	6.745	14:43:47.430	
2 -	39.977	27.398	1:07.375	87.65	1.257	14:44:54.805	
3 -	39.679	27.500	1:07.179	87.90	1.061	14:46:01.984	
4 -	39.727	27.133	1:06.860	88.32	0.742	14:47:08.844	
5 -	39.224	27.215	1:06.439 (3)	88.88	0.321	14:48:15.283	
6 -	39.040	27.078	1:06.118 (1)	89.32		14:49:21.401	
7 -	39.291	27.464	1:06.755	88.46	0.637	14:50:28.156	
8 -	39.372	27.255	1:06.627	88.63	0.509	14:51:34.783	
9 -	39.336	27.143	1:06.479	88.83	0.361	14:52:41.262	
10 -	39.291	27.282	1:06.573	88.70	0.455	14:53:47.835	
11 -	39.241	27.184	1:06.425 (2)	88.90	0.307	14:54:54.260	
12 -	39.394	27.273	1:06.667	88.58	0.549	14:56:00.927	
13 -	39.519	27.321	1:06.840	88.35	0.722	14:57:07.767	
14 -	39.410	27.142	1:06.552	88.73	0.434	14:58:14.319	
15 -	39.371	27.229	1:06.600	88.67	0.482	14:59:20.919	
16 -	39.612	27.288	1:06.900	88.27	0.782	15:00:27.819	
17 -	39.533	27.088	1:06.621	88.64	0.503	15:01:34.440	
18 -	39.381	27.267	1:06.648	88.60	0.530	15:02:41.088	

P6		10 AM		Archie JOHNSON		Fiesta ST240	
IDEAL LAP TIME : 1:06.449		BEST LAP TIME : 1:06.449		DIFFERENCE : 0.000			
LAP	SECTOR 1	SECTOR 2	LAP TIME	MPH	DIFF	TIME OF DAY	
1 -		28.874	1:12.483	81.47	6.034	14:43:47.050	
2 -	40.350	27.194	1:07.544	87.43	1.095	14:44:54.594	
3 -	39.892	27.538	1:07.430	87.58	0.981	14:46:02.024	
4 -	39.968	27.312	1:07.280	87.77	0.831	14:47:09.304	
5 -	39.489	27.145	1:06.634 (3)	88.62	0.185	14:48:15.938	
6 -	40.014	27.563	1:07.577	87.39	1.128	14:49:23.515	
7 -	39.514	27.366	1:06.880	88.30	0.431	14:50:30.395	
8 -	39.583	27.209	1:06.792	88.41	0.343	14:51:37.187	
9 -	39.678	27.063	1:06.741	88.48	0.292	14:52:43.928	
10 -	39.814	27.112	1:06.926	88.24	0.477	14:53:50.854	
11 -	39.543	27.067	1:06.610 (2)	88.66	0.161	14:54:57.464	
12 -	39.610	27.050	1:06.660	88.59	0.211	14:56:04.124	
13 -	39.556	27.122	1:06.678	88.56	0.229	14:57:10.802	
14 -	39.780	27.057	1:06.837	88.35	0.388	14:58:17.639	
15 -	39.403	27.046	1:06.449 (1)	88.87		14:59:24.088	
16 -	39.552	27.121	1:06.673	88.57	0.224	15:00:30.761	
17 -	39.559	27.196	1:06.755	88.46	0.306	15:01:37.516	
18 -	39.681	27.347	1:07.028	88.10	0.579	15:02:44.544	

AIRTEC Motorsport Fiesta ST240 Championship

RACE 17 - SECTOR ANALYSIS



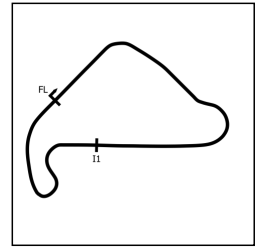
SECTOR 1 = FL to I1, SECTOR 2 = I1 to FL, DIFF = Difference To Personal Best Lap, P = Crossed Finish Line in Pit Lane, D = Time Disallowed

P7 19 AM Daniel LEWIS			Fiesta ST240			
IDEAL LAP TIME : 1:06.661		BEST LAP TIME : 1:06.732		DIFFERENCE : 0.071		
LAP	SECTOR 1	SECTOR 2	LAP TIME	MPH	DIFF	TIME OF DAY
1 -		27.441	1:09.789	84.62	3.057	14:43:44.356
2 -	40.160	27.295	1:07.455	87.54	0.723	14:44:51.811
3 -	40.723	27.098	1:07.821	87.07	1.089	14:45:59.632
4 -	39.825	27.656	1:07.481	87.51	0.749	14:47:07.113
5 -	39.927	27.254	1:07.181	87.90	0.449	14:48:14.294
6 -	39.686	27.097	1:06.783 (3)	88.43	0.051	14:49:21.077
7 -	39.626	27.594	1:07.220	87.85	0.488	14:50:28.297
8 -	39.610	27.186	1:06.796	88.41	0.064	14:51:35.093
9 -	39.679	27.300	1:06.979	88.17	0.247	14:52:42.072
10 -	39.872	27.171	1:07.043	88.08	0.311	14:53:49.115
11 -	39.607	27.179	1:06.786	88.42	0.054	14:54:55.901
12 -	39.764	27.084	1:06.848	88.34	0.116	14:56:02.749
13 -	39.905	27.111	1:07.016	88.12	0.284	14:57:09.765
14 -	39.861	27.128	1:06.989	88.15	0.257	14:58:16.754
15 -	39.625	27.107	1:06.732 (1)	88.49		14:59:23.486
16 -	39.728	27.054	1:06.782 (2)	88.43	0.050	15:00:30.268
17 -	39.746	27.179	1:06.925	88.24	0.193	15:01:37.193
18 -	39.942	27.447	1:07.389	87.63	0.657	15:02:44.582

P8 53 PRO Morgan KIDD			Fiesta ST240			
IDEAL LAP TIME : 1:06.226		BEST LAP TIME : 1:06.226		DIFFERENCE : 0.000		
LAP	SECTOR 1	SECTOR 2	LAP TIME	MPH	DIFF	TIME OF DAY
1 -		28.456	1:13.413	80.44	7.187	14:43:47.980
2 -	40.346	27.360	1:07.706	87.22	1.480	14:44:55.686
3 -	39.757	27.210	1:06.967	88.18	0.741	14:46:02.653
4 -	39.631	27.400	1:07.031	88.10	0.805	14:47:09.684
5 -	39.309	27.430	1:06.739	88.48	0.513	14:48:16.423
6 -	39.635	27.695	1:07.330	87.71	1.104	14:49:23.753
7 -	39.562	27.732	1:07.294	87.75	1.068	14:50:31.047
8 -	39.575	27.260	1:06.835	88.36	0.609	14:51:37.882
9 -	39.869	27.268	1:07.137	87.96	0.911	14:52:45.019
10 -	39.610	27.170	1:06.780	88.43	0.554	14:53:51.799
11 -	39.473	27.094	1:06.567	88.71	0.341	14:54:58.366
12 -	39.194	27.032	1:06.226 (1)	89.17		14:56:04.592
13 -	39.328	27.146	1:06.474 (3)	88.84	0.248	14:57:11.066
14 -	39.737	27.168	1:06.905	88.26	0.679	14:58:17.971
15 -	39.322	27.130	1:06.452 (2)	88.87	0.226	14:59:24.423
16 -	39.489	27.231	1:06.720	88.51	0.494	15:00:31.143
17 -	39.486	27.266	1:06.752	88.47	0.526	15:01:37.895
18 -	39.854	27.033	1:06.887	88.29	0.661	15:02:44.782

AIRTEC Motorsport Fiesta ST240 Championship

RACE 17 - SECTOR ANALYSIS



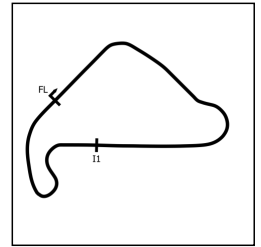
SECTOR 1 = FL to I1, SECTOR 2 = I1 to FL, DIFF = Difference To Personal Best Lap, P = Crossed Finish Line in Pit Lane, D = Time Disallowed

P9		14 PRO		Simon HORROBIN		Fiesta ST240	
IDEAL LAP TIME : 1:06.353		BEST LAP TIME : 1:06.456		DIFFERENCE : 0.103			
LAP	SECTOR 1	SECTOR 2	LAP TIME	MPH	DIFF	TIME OF DAY	
1 -		27.696	1:13.202	80.67	6.746	14:43:47.769	
2 -	39.940	27.437	1:07.377	87.65	0.921	14:44:55.146	
3 -	39.758	27.512	1:07.270	87.79	0.814	14:46:02.416	
4 -	40.319	27.214	1:07.533	87.44	1.077	14:47:09.949	
5 -	39.571	27.149	1:06.720	88.51	0.264	14:48:16.669	
6 -	39.612	27.539	1:07.151	87.94	0.695	14:49:23.820	
7 -	39.591	27.197	1:06.788	88.42	0.332	14:50:30.608	
8 -	39.595	27.356	1:06.951	88.20	0.495	14:51:37.559	
9 -	40.260	27.505	1:07.765	87.14	1.309	14:52:45.324	
10 -	39.435	27.390	1:06.825	88.37	0.369	14:53:52.149	
11 -	39.538	26.918	1:06.456 (1)	88.86		14:54:58.605	
12 -	39.540	27.166	1:06.706	88.53	0.250	14:56:05.311	
13 -	39.640	27.062	1:06.702	88.53	0.246	14:57:12.013	
14 -	39.588	27.051	1:06.639	88.62	0.183	14:58:18.652	
15 -	39.490	26.999	1:06.489 (2)	88.82	0.033	14:59:25.141	
16 -	39.543	27.076	1:06.619	88.64	0.163	15:00:31.760	
17 -	39.568	27.027	1:06.595 (3)	88.68	0.139	15:01:38.355	
18 -	39.814	27.234	1:07.048	88.08	0.592	15:02:45.403	

P10		152 AM		Caitlin MAY		Fiesta ST240	
IDEAL LAP TIME : 1:06.888		BEST LAP TIME : 1:06.950		DIFFERENCE : 0.062			
LAP	SECTOR 1	SECTOR 2	LAP TIME	MPH	DIFF	TIME OF DAY	
1 -		28.813	1:14.465	79.30	7.515	14:43:49.032	
2 -	40.199	27.469	1:07.668	87.27	0.718	14:44:56.700	
3 -	40.199	27.654	1:07.853	87.03	0.903	14:46:04.553	
4 -	40.340	27.250	1:07.590	87.37	0.640	14:47:12.143	
5 -	39.948	27.209	1:07.157	87.93	0.207	14:48:19.300	
6 -	39.715	27.297	1:07.012 (2)	88.12	0.062	14:49:26.312	
7 -	39.864	27.268	1:07.132	87.97	0.182	14:50:33.444	
8 -	39.946	27.254	1:07.200	87.88	0.250	14:51:40.644	
9 -	39.741	27.209	1:06.950 (1)	88.21		14:52:47.594	
10 -	40.059	27.232	1:07.291	87.76	0.341	14:53:54.885	
11 -	39.913	27.278	1:07.191	87.89	0.241	14:55:02.076	
12 -	39.758	27.347	1:07.105	88.00	0.155	14:56:09.181	
13 -	39.942	27.263	1:07.205	87.87	0.255	14:57:16.386	
14 -	39.850	27.262	1:07.112	87.99	0.162	14:58:23.498	
15 -	39.885	27.173	1:07.058	88.06	0.108	14:59:30.556	
16 -	39.726	27.286	1:07.012 (2)	88.12	0.062	15:00:37.568	
17 -	39.801	27.231	1:07.032	88.10	0.082	15:01:44.600	
18 -	40.141	27.278	1:07.419	87.59	0.469	15:02:52.019	

AIRTEC Motorsport Fiesta ST240 Championship

RACE 17 - SECTOR ANALYSIS



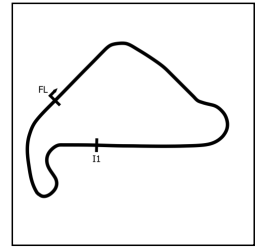
SECTOR 1 = FL to I1, SECTOR 2 = I1 to FL, DIFF = Difference To Personal Best Lap, P = Crossed Finish Line in Pit Lane, D = Time Disallowed

P11 46 PRO Lucas HAYDEN			Fiesta ST240			
IDEAL LAP TIME : 1:06.282		BEST LAP TIME : 1:06.405		DIFFERENCE : 0.123		
LAP	SECTOR 1	SECTOR 2	LAP TIME	MPH	DIFF	TIME OF DAY
1 -		37.844	1:25.498	69.07	19.093	14:44:00.065
2 -	40.334	27.129	1:07.463	87.53	1.058	14:45:07.528
3 -	39.691	26.946	1:06.637	88.62	0.232	14:46:14.165
4 -	39.490	26.977	1:06.467	88.85	0.062	14:47:20.632
5 -	39.502	26.903	1:06.405 (1)	88.93		14:48:27.037
6 -	39.387	27.499	1:06.886	88.29	0.481	14:49:33.923
7 -	39.611	27.036	1:06.647	88.61	0.242	14:50:40.570
8 -	39.379	27.133	1:06.512	88.79	0.107	14:51:47.082
9 -	40.105	27.014	1:07.119	87.98	0.714	14:52:54.201
10 -	39.834	26.979	1:06.813	88.39	0.408	14:54:01.014
11 -	39.450	26.988	1:06.438 (2)	88.88	0.033	14:55:07.452
12 -	39.611	26.942	1:06.553	88.73	0.148	14:56:14.005
13 -	39.580	26.922	1:06.502	88.80	0.097	14:57:20.507
14 -	39.805	27.675	1:07.480	87.51	1.075	14:58:27.987
15 -	39.804	27.295	1:07.099	88.01	0.694	14:59:35.086
16 -	39.760	27.221	1:06.981	88.16	0.576	15:00:42.067
17 -	39.519	26.942	1:06.461 (3)	88.85	0.056	15:01:48.528
18 -	39.545	27.093	1:06.638	88.62	0.233	15:02:55.166

P12 47 AM James POPE			Fiesta ST240			
IDEAL LAP TIME : 1:06.997		BEST LAP TIME : 1:07.032		DIFFERENCE : 0.035		
LAP	SECTOR 1	SECTOR 2	LAP TIME	MPH	DIFF	TIME OF DAY
1 -		27.608	1:12.013	82.00	4.981	14:43:46.580
2 -	39.946	27.359	1:07.305	87.74	0.273	14:44:53.885
3 -	40.284	27.226	1:07.510	87.47	0.478	14:46:01.395
4 -	39.936	27.207	1:07.143 (2)	87.95	0.111	14:47:08.538
5 -	39.841	27.368	1:07.209	87.87	0.177	14:48:15.747
6 -	40.121	27.224	1:07.345	87.69	0.313	14:49:23.092
7 -	39.840	27.192	1:07.032 (1)	88.10		14:50:30.124
8 -	39.821	27.625	1:07.446	87.56	0.414	14:51:37.570
9 -	40.026	27.196	1:07.222	87.85	0.190	14:52:44.792
10 -	39.805	27.403	1:07.208	87.87	0.176	14:53:52.000
11 -	40.152	27.197	1:07.349	87.68	0.317	14:54:59.349
12 -	40.088	27.494	1:07.582	87.38	0.550	14:56:06.931
13 -	40.010	27.398	1:07.408	87.61	0.376	14:57:14.339
14 -	40.145	27.466	1:07.611	87.34	0.579	14:58:21.950
15 -	40.156	27.375	1:07.531	87.45	0.499	14:59:29.481
16 -	39.903	27.251	1:07.154 (3)	87.94	0.122	15:00:36.635
17 -	39.908	27.374	1:07.282	87.77	0.250	15:01:43.917
18 -	40.319	27.274	1:07.593	87.37	0.561	15:02:51.510

AIRTEC Motorsport Fiesta ST240 Championship

RACE 17 - SECTOR ANALYSIS



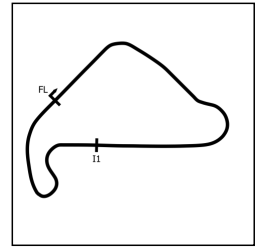
SECTOR 1 = FL to I1, SECTOR 2 = I1 to FL, DIFF = Difference To Personal Best Lap, P = Crossed Finish Line in Pit Lane, D = Time Disallowed

P13 111 PRO (M) Luke WARR			Fiesta ST240			
IDEAL LAP TIME : 1:06.847		BEST LAP TIME : 1:06.923		DIFFERENCE : 0.076		
LAP	SECTOR 1	SECTOR 2	LAP TIME	MPH	DIFF	TIME OF DAY
1 -		28.072	1:14.407	79.36	7.484	14:43:48.974
2 -	40.653	27.511	1:08.164	86.63	1.241	14:44:57.138
3 -	40.293	27.722	1:08.015	86.82	1.092	14:46:05.153
4 -	40.342	27.506	1:07.848	87.04	0.925	14:47:13.001
5 -	40.341	27.675	1:08.016	86.82	1.093	14:48:21.017
6 -	40.077	27.553	1:07.630	87.32	0.707	14:49:28.647
7 -	40.078	27.334	1:07.412	87.60	0.489	14:50:36.059
8 -	40.089	27.338	1:07.427	87.58	0.504	14:51:43.486
9 -	40.281	27.445	1:07.726	87.19	0.803	14:52:51.212
10 -	40.389	27.221	1:07.610	87.34	0.687	14:53:58.822
11 -	39.866	27.212	1:07.078 (2)	88.04	0.155	14:55:05.900
12 -	39.912	27.363	1:07.275	87.78	0.352	14:56:13.175
13 -	39.820	27.283	1:07.103 (3)	88.00	0.180	14:57:20.278
14 -	39.922	27.549	1:07.471	87.52	0.548	14:58:27.749
15 -	39.829	27.312	1:07.141	87.95	0.218	14:59:34.890
16 -	39.721	27.734	1:07.455	87.54	0.532	15:00:42.345
17 -	39.868	27.493	1:07.361	87.67	0.438	15:01:49.706
18 -	39.797	27.126	1:06.923 (1)	88.24		15:02:56.629

P14 777 PRO (M) Sean REYNOLDS			Fiesta ST240			
IDEAL LAP TIME : 1:06.471		BEST LAP TIME : 1:06.513		DIFFERENCE : 0.042		
LAP	SECTOR 1	SECTOR 2	LAP TIME	MPH	DIFF	TIME OF DAY
1 -		32.209	1:15.832	77.87	9.319	14:43:50.399
2 -	45.778	27.441	1:13.219	80.65	6.706	14:45:03.618
3 -	40.191	27.481	1:07.672	87.26	1.159	14:46:11.290
4 -	40.110	27.712	1:07.822	87.07	1.309	14:47:19.112
5 -	39.598	27.300	1:06.898 (2)	88.27	0.385	14:48:26.010
6 -	39.808	27.445	1:07.253	87.81	0.740	14:49:33.263
7 -	40.425	27.211	1:07.636	87.31	1.123	14:50:40.899
8 -	39.260	27.253	1:06.513 (1)	88.78		14:51:47.412
9 -	39.711	27.342	1:07.053	88.07	0.540	14:52:54.465
10 -	39.963	27.557	1:07.520	87.46	1.007	14:54:01.985
11 -	39.755	27.473	1:07.228	87.84	0.715	14:55:09.213
12 -	39.719	27.244	1:06.963	88.19	0.450	14:56:16.176
13 -	39.828	27.496	1:07.324	87.72	0.811	14:57:23.500
14 -	39.586	27.642	1:07.228	87.84	0.715	14:58:30.728
15 -	39.500	27.428	1:06.928	88.23	0.415	14:59:37.656
16 -	39.598	27.438	1:07.036	88.09	0.523	15:00:44.692
17 -	39.653	27.252	1:06.905 (3)	88.26	0.392	15:01:51.597
18 -	39.768	27.408	1:07.176	87.91	0.663	15:02:58.773

AIRTEC Motorsport Fiesta ST240 Championship

RACE 17 - SECTOR ANALYSIS



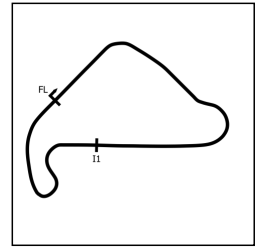
SECTOR 1 = FL to I1, SECTOR 2 = I1 to FL, DIFF = Difference To Personal Best Lap, P = Crossed Finish Line in Pit Lane, D = Time Disallowed

P15 11 AM		Charlie ELLIS		Fiesta ST240			
IDEAL LAP TIME : 1:07.654		BEST LAP TIME : 1:07.826		DIFFERENCE : 0.172			
LAP	SECTOR 1	SECTOR 2	LAP TIME	MPH	DIFF	TIME OF DAY	
1 -		27.845	1:14.077	79.72	6.251	14:43:48.644	
2 -	40.187	27.639	1:07.826 (1)	87.07		14:44:56.470	
3 -	40.251	27.637	1:07.888 (3)	86.99	0.062	14:46:04.358	
4 -	40.968	27.510	1:08.478	86.24	0.652	14:47:12.836	
5 -	40.169	27.669	1:07.838 (2)	87.05	0.012	14:48:20.674	
6 -	40.507	27.834	1:08.341	86.41	0.515	14:49:29.015	
7 -	40.531	27.731	1:08.262	86.51	0.436	14:50:37.277	
8 -	40.547	27.751	1:08.298	86.46	0.472	14:51:45.575	
9 -	40.484	27.711	1:08.195	86.59	0.369	14:52:53.770	
10 -	40.642	27.485	1:08.127	86.68	0.301	14:54:01.897	
11 -	40.641	27.601	1:08.242	86.54	0.416	14:55:10.139	
12 -	40.455	27.732	1:08.187	86.60	0.361	14:56:18.326	
13 -	40.958	27.551	1:08.509	86.20	0.683	14:57:26.835	
14 -	40.364	27.877	1:08.241	86.54	0.415	14:58:35.076	
15 -	40.435	27.905	1:08.340	86.41	0.514	14:59:43.416	
16 -	40.777	27.714	1:08.491	86.22	0.665	15:00:51.907	
17 -	40.858	27.754	1:08.612	86.07	0.786	15:02:00.519	
18 -	40.641	27.884	1:08.525	86.18	0.699	15:03:09.044	

P16 26 AM		Harry HAYES		Fiesta ST240			
IDEAL LAP TIME : 1:07.595		BEST LAP TIME : 1:07.595		DIFFERENCE : 0.000			
LAP	SECTOR 1	SECTOR 2	LAP TIME	MPH	DIFF	TIME OF DAY	
1 -		27.862	1:15.119	78.61	7.524	14:43:49.686	
2 -	43.371	27.837	1:11.208	82.93	3.613	14:45:00.894	
3 -	40.628	27.701	1:08.329	86.42	0.734	14:46:09.223	
4 -	40.343	27.955	1:08.298	86.46	0.703	14:47:17.521	
5 -	40.602	27.474	1:08.076	86.75	0.481	14:48:25.597	
6 -	40.241	28.264	1:08.505	86.20	0.910	14:49:34.102	
7 -	40.449	27.544	1:07.993 (3)	86.85	0.398	14:50:42.095	
8 -	40.453	27.572	1:08.025	86.81	0.430	14:51:50.120	
9 -	40.598	27.561	1:08.159	86.64	0.564	14:52:58.279	
10 -	40.749	27.593	1:08.342	86.41	0.747	14:54:06.621	
11 -	40.597	27.635	1:08.232	86.55	0.637	14:55:14.853	
12 -	40.652	27.547	1:08.199	86.59	0.604	14:56:23.052	
13 -	40.537	27.441	1:07.978 (2)	86.87	0.383	14:57:31.030	
14 -	40.598	27.598	1:08.196	86.59	0.601	14:58:39.226	
15 -	40.586	27.597	1:08.183	86.61	0.588	14:59:47.409	
16 -	40.617	27.681	1:08.298	86.46	0.703	15:00:55.707	
17 -	41.080	27.415	1:08.495	86.22	0.900	15:02:04.202	
18 -	40.217	27.378	1:07.595 (1)	87.36		15:03:11.797	

AIRTEC Motorsport Fiesta ST240 Championship

RACE 17 - SECTOR ANALYSIS



SECTOR 1 = FL to I1, SECTOR 2 = I1 to FL, DIFF = Difference To Personal Best Lap, P = Crossed Finish Line in Pit Lane, D = Time Disallowed

P17 42 AM Henry HOWARTH		Fiesta ST240				
IDEAL LAP TIME : 1:06.647		BEST LAP TIME : 1:06.761		DIFFERENCE : 0.114		
LAP	SECTOR 1	SECTOR 2	LAP TIME	MPH	DIFF	TIME OF DAY
1 -		28.315	1:13.501	80.34	6.740	14:43:48.068
2 -	39.955	27.334	1:07.289	87.76	0.528	14:44:55.357
3 -	43.108	27.162	1:10.270	84.04	3.509	14:46:05.627
4 -	43.703	27.552	1:11.255	82.88	4.494	14:47:16.882
5 -	39.557	27.204	1:06.761 (1)	88.45		14:48:23.643
6 -	39.867	29.434	1:09.301	85.21	2.540	14:49:32.944
7 -	39.966	27.131	1:07.097	88.01	0.336	14:50:40.041
8 -	39.516	27.301	1:06.817 (2)	88.38	0.056	14:51:46.858
9 -	44.202	27.698	1:11.900	82.13	5.139	14:52:58.758
10 -	39.751	27.251	1:07.002 (3)	88.14	0.241	14:54:05.760
11 -	39.824	27.561	1:07.385	87.64	0.624	14:55:13.145
12 -	39.862	27.204	1:07.066	88.05	0.305	14:56:20.211
13 -	39.788	29.643	1:09.431	85.05	2.670	14:57:29.642
14 -	39.960	27.270	1:07.230	87.84	0.469	14:58:36.872
15 -	39.641	27.389	1:07.030	88.10	0.269	14:59:43.902
16 -	43.107	30.101	1:13.208	80.66	6.447	15:00:57.110
17 -	46.002	30.808	1:16.810	76.88	10.049	15:02:13.920
18 -	46.917	30.599	1:17.516	76.18	10.755	15:03:31.436

P18 174 AM (M) Christopher BLACKBURN		Fiesta ST240				
IDEAL LAP TIME : 1:07.686		BEST LAP TIME : 1:07.686		DIFFERENCE : 0.000		
LAP	SECTOR 1	SECTOR 2	LAP TIME	MPH	DIFF	TIME OF DAY
1 -		27.885	1:14.570	79.19	6.884	14:43:49.137
2 -	47.509	IN PIT	1:24.389 P	69.98	16.703	14:45:13.526
3 -	OUTLAP	27.793	2:40.030	36.90	1:32.344	14:47:53.556
4 -	41.052	28.040	1:09.092	85.47	1.406	14:49:02.648
5 -	40.734	28.027	1:08.761	85.88	1.075	14:50:11.409
6 -	41.188	29.271	1:10.459	83.81	2.773	14:51:21.868
7 -	40.655	27.885	1:08.540	86.16	0.854	14:52:30.408
8 -	40.493	27.965	1:08.458	86.26	0.772	14:53:38.866
9 -	40.428	27.889	1:08.317 (3)	86.44	0.631	14:54:47.183
10 -	40.523	27.954	1:08.477	86.24	0.791	14:55:55.660
11 -	43.447	29.933	1:13.380	80.48	5.694	14:57:09.040
12 -	43.123	27.813	1:10.936	83.25	3.250	14:58:19.976
13 -	40.152	27.648	1:07.800 (2)	87.10	0.114	14:59:27.776
14 -	40.130	27.556	1:07.686 (1)	87.25		15:00:35.462
15 -	41.850	28.521	1:10.371	83.92	2.685	15:01:45.833
16 -	40.671	28.085	1:08.756	85.89	1.070	15:02:54.589

AIRTEC Motorsport Fiesta ST240 Championship

RACE 17 - BEST SECTORS

SECTOR 1			SECTOR 2			IDEAL / BEST COMPARISON						
POS	NO	NAME	TIME	NO	NAME	TIME	POS	NO	NAME	IDEAL	BEST	DIFF
									PERFECT LAP	1:05.795		
1	52	KELLETT	38.900	4	MILLER	26.895	1	52	KELLETT	1:05.888	1:06.022	0.134
2	664	BLACKBURN	39.040	46	HAYDEN	26.903	2	4	MILLER	1:05.941	1:06.025	0.084
3	4	MILLER	39.046	89	KNIGHT	26.911	3	89	KNIGHT	1:06.035	1:06.134	0.099
4	89	KNIGHT	39.124	14	HORROBIN	26.918	4	664	BLACKBURN	1:06.118	1:06.118	0.000
5	53	KIDD	39.194	234	LUCAS	26.919	5	234	LUCAS	1:06.159	1:06.209	0.050
6	234	LUCAS	39.240	52	KELLETT	26.988	6	53	KIDD	1:06.226	1:06.226	0.000
7	777	REYNOLDS	39.260	53	KIDD	27.032	7	46	HAYDEN	1:06.282	1:06.405	0.123
8	46	HAYDEN	39.379	10	JOHNSON	27.046	8	14	HORROBIN	1:06.353	1:06.456	0.103
9	10	JOHNSON	39.403	19	LEWIS	27.054	9	10	JOHNSON	1:06.449	1:06.449	0.000
10	14	HORROBIN	39.435	664	BLACKBURN	27.078	10	777	REYNOLDS	1:06.471	1:06.513	0.042
11	42	HOWARTH	39.516	111	WARR	27.126	11	42	HOWARTH	1:06.647	1:06.761	0.114
12	19	LEWIS	39.607	42	HOWARTH	27.131	12	19	LEWIS	1:06.661	1:06.732	0.071
13	152	MAY	39.715	152	MAY	27.173	13	111	WARR	1:06.847	1:06.923	0.076
14	111	WARR	39.721	47	POPE	27.192	14	152	MAY	1:06.888	1:06.950	0.062
15	47	POPE	39.805	777	REYNOLDS	27.211	15	47	POPE	1:06.997	1:07.032	0.035
16	174	BLACKBURN	40.130	26	HAYES	27.378	16	26	HAYES	1:07.595	1:07.595	0.000
17	11	ELLIS	40.169	11	ELLIS	27.485	17	11	ELLIS	1:07.654	1:07.826	0.172
18	26	HAYES	40.217	174	BLACKBURN	27.556	18	174	BLACKBURN	1:07.686	1:07.686	0.000

AIRTEC Motorsport Fiesta ST240 Championship

RACE 17 - STATISTICS

Competitors Started	18
Planned Start	2024-08-18 @ 14:45:00.000
Actual Start	2024-08-18 @ 14:42:34.567
Finish Time	2024-08-18 @ 15:02:35.641
Track Length	1.6404mi.
Total Laps	322
Total Distance Covered	528.2292mi.

Session Fastest Lap History

NO	CL	NAME	LAP TIME	TIME OF DAY	LAP	VEHICLE
19	AM	Daniel LEWIS	1:07.455	14:44:51.807	2	Fiesta ST240
89	PRO	Joseph KNIGHT	1:06.931	14:44:51.858	2	Fiesta ST240
52	PRO (M)	Alastair KELLETT	1:06.904	14:44:54.032	2	Fiesta ST240
234	PRO	Zachary LUCAS	1:06.847	14:44:54.200	2	Fiesta ST240
4	PRO	Gary MILLER	1:06.143	14:45:59.936	3	Fiesta ST240
4	PRO	Gary MILLER	1:06.074	14:48:12.348	5	Fiesta ST240
52	PRO (M)	Alastair KELLETT	1:06.022	14:57:04.351	13	Fiesta ST240

Session Leader History

NO	CL	NAME	FROM LAP	LAPS LED	DISTANCE	VEHICLE
19	AM	Daniel LEWIS	1	2	3.28 miles	Fiesta ST240
89	PRO	Joseph KNIGHT	3	4	6.56 miles	Fiesta ST240
4	PRO	Gary MILLER	7	8	13.12 miles	Fiesta ST240
52	PRO (M)	Alastair KELLETT	15	4	6.56 miles	Fiesta ST240

Flag History

TYPE	TIME OF DAY
GREEN	14:42:34.567
FINISH	15:02:35.641

Flag Statistics

TYPE	COUNT	TOTAL LAPS	TOTAL TIME
Green	1	18	21:02.368
Red	0	0	0.000
Safety Car	0	0	0.000
FCY	0	0	0.000

AIRTEC Motorsport Fiesta ST240 Championship

RACE 17 - STATISTICS

CLASS : AM

7 Starters

Fastest Lap History

NO	NAME	LAP TIME	TIME OF DAY	LAP	VEHICLE
19	Daniel LEWIS	1:07.455	14:44:51.807	2	Fiesta ST240
47	James POPE	1:07.305	14:44:53.885	2	Fiesta ST240
42	Henry HOWARTH	1:07.289	14:44:55.359	2	Fiesta ST240
47	James POPE	1:07.143	14:47:08.532	4	Fiesta ST240
10	Archie JOHNSON	1:06.634	14:48:15.934	5	Fiesta ST240
10	Archie JOHNSON	1:06.610	14:54:57.460	11	Fiesta ST240
10	Archie JOHNSON	1:06.449	14:59:24.084	15	Fiesta ST240

Leader History

NO	NAME	FROM LAP	LAPS LED	DISTANCE	VEHICLE
19	Daniel LEWIS	1	17	27.88 miles	Fiesta ST240
10	Archie JOHNSON	18	1	1.64 miles	Fiesta ST240

AIRTEC Motorsport Fiesta ST240 Championship

RACE 17 - STATISTICS

CLASS : AM (M)

1 Starters

Fastest Lap History

NO	NAME	LAP TIME	TIME OF DAY	LAP	VEHICLE
174	Christopher BLACKBURN	1:09.092	14:49:02.643	4	Fiesta ST240
174	Christopher BLACKBURN	1:08.761	14:50:11.405	5	Fiesta ST240
174	Christopher BLACKBURN	1:08.540	14:52:30.404	7	Fiesta ST240
174	Christopher BLACKBURN	1:08.458	14:53:38.862	8	Fiesta ST240
174	Christopher BLACKBURN	1:08.317	14:54:47.179	9	Fiesta ST240
174	Christopher BLACKBURN	1:07.800	14:59:27.771	13	Fiesta ST240
174	Christopher BLACKBURN	1:07.686	15:00:35.458	14	Fiesta ST240

Leader History

NO	NAME	FROM LAP	LAPS LED	DISTANCE	VEHICLE
174	Christopher BLACKBURN	1	16	26.24 miles	Fiesta ST240

AIRTEC Motorsport Fiesta ST240 Championship

RACE 17 - STATISTICS

CLASS : PRO

7 Starters

Fastest Lap History

NO	NAME	LAP TIME	TIME OF DAY	LAP	VEHICLE
89	Joseph KNIGHT	1:06.931	14:44:51.858	2	Fiesta ST240
234	Zachary LUCAS	1:06.847	14:44:54.200	2	Fiesta ST240
4	Gary MILLER	1:06.143	14:45:59.936	3	Fiesta ST240
4	Gary MILLER	1:06.074	14:48:12.348	5	Fiesta ST240
4	Gary MILLER	1:06.025	15:02:36.547	18	Fiesta ST240

Leader History

NO	NAME	FROM LAP	LAPS LED	DISTANCE	VEHICLE
89	Joseph KNIGHT	1	6	9.84 miles	Fiesta ST240
4	Gary MILLER	7	12	19.68 miles	Fiesta ST240

AIRTEC Motorsport Fiesta ST240 Championship

RACE 17 - STATISTICS

CLASS : PRO (M)

3 Starters

Fastest Lap History

NO	NAME	LAP TIME	TIME OF DAY	LAP	VEHICLE
52	Alastair KELLETT	1:06.904	14:44:54.032	2	Fiesta ST240
52	Alastair KELLETT	1:06.355	14:46:00.388	3	Fiesta ST240
52	Alastair KELLETT	1:06.221	14:47:06.611	4	Fiesta ST240
52	Alastair KELLETT	1:06.022	14:57:04.351	13	Fiesta ST240

Leader History

NO	NAME	FROM LAP	LAPS LED	DISTANCE	VEHICLE
52	Alastair KELLETT	1	18	29.52 miles	Fiesta ST240