



GINETTA
JUNIOR CHAMPIONSHIP

GINETTA JUNIOR CHAMPIONSHIP

ROUNDS 17, 18 & 19
Silverstone National
17th / 18th August 2024

brscc
DRIVEN BY RACING

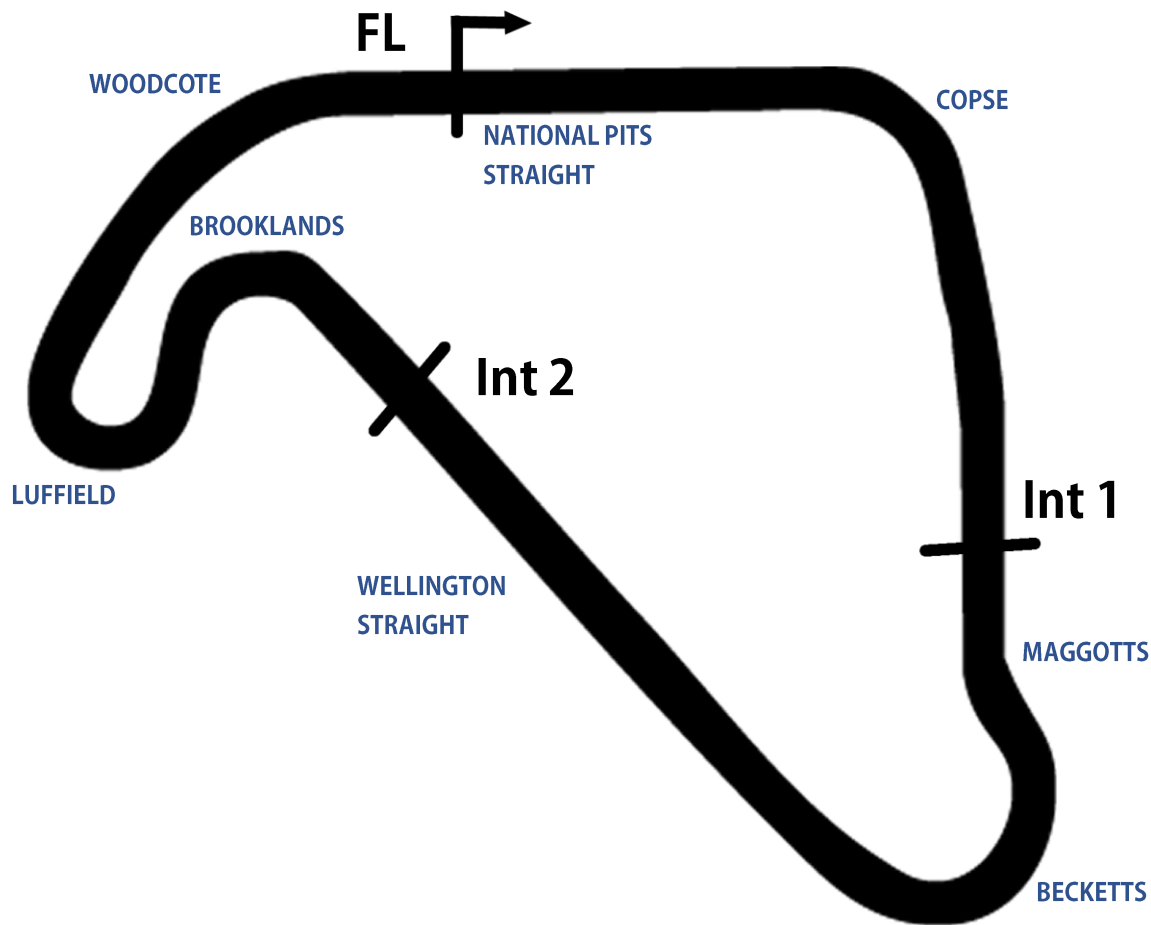


Timing & Results Provided by Timing Solutions Ltd

www.tsl-timing.com

Silverstone National Circuit

Silverstone, Towcester, Northamptonshire, UK



Length	1.6404 miles 2.640 km 2640.7 m		
FL		52.07872 N	1.01711 W
Int 1	800m	52.07528 N	1.01019 W
Int 2	1669m	52.07603 N	1.01669 W
Pit Entry	2610m	52.07859 N	1.01758 W
Pit Exit	305m after FL	52.07880 N	1.01268 W
Pit Entry - Pit Exit	336m, 24.2s @ 50kph, 20.1s @ 60kph		

Ginetta Junior Championship

QUALIFYING - RACES 4 & 10 - 2ND FASTEST CLASSIFICATION

POS	NO	CL	PIC	NAME	NAT	ENTRY	TIME	ON	LAPS	GAP	DIFF	MPH
1	25	R	1	Ethan JEFF-HALL	GBR	R Racing	1:12.449	2	5			81.51
2	35	R	2	Isaac PHELPS	GBR	Elite Motorsport	1:12.474	3	5	0.025	0.025	81.48
3	90		1	Chase FERNANDEZ	GBR	R Racing	1:12.526	3	5	0.077	0.052	81.42
4	27	R	3	Alfie SLATER	GBR	R Racing	1:12.568	3	5	0.119	0.042	81.38
5	70	R	4	Jude PETERS (F)	GBR	E3 Sport	1:12.606	3	5	0.157	0.038	81.33
6	67	R	5	Marcus SAETER	NOR	R Racing	1:12.697	2	5	0.248	0.091	81.23
7	50		2	Charlie HART	GBR	Elite Motorsport	1:12.729	4	5	0.280	0.032	81.20
8	43	R	6	Archie CLARK	GBR	Elite Motorsport	1:12.761	3	5	0.312	0.032	81.16
9	26		3	Henry JOSLYN	GBR	Preptech UK	1:12.850	4	5	0.401	0.089	81.06
10	11	R	7	Ruben DAN	AUS	Elite Motorsport	1:12.976	2	5	0.527	0.126	80.92
11	18	R	8	Torrin BYRNE (F)	GBR	Pace Performance	1:13.219	2	5	0.770	0.243	80.65
12	53	R	9	Ethan CARNEY	USA	Preptech UK	1:13.266	3	5	0.817	0.047	80.60
13	5	R	10	Tom INGRAM HILL	GBR	R Racing	1:13.422	2	5	0.973	0.156	80.43
14	75	R	11	Colin CRONIN	IRL	Fox Motorsport	1:13.457	4	5	1.008	0.035	80.39
15	20	R	12	Ntiyiso MABUNDA (F)	ZAF	Pace Performance	1:13.654	3	5	1.205	0.197	80.18
16	28		4	Harry MOSS	GBR	R Racing	1:14.022	3	5	1.573	0.368	79.78
17	74	R	13	Alfie DAVIES (F)	GBR	Preptech UK	1:14.037	2	5	1.588	0.015	79.76
18	23		5	Holly MIALL	GBR	Fox Motorsport	1:14.150	2	5	1.701	0.113	79.64
19	31		6	Felix LIVESEY	GBR	MDD Racing	1:14.177	2	5	1.728	0.027	79.61
20	4	R	14	James ELLIS (F)	GBR	MDD Racing	1:14.440	2	5	1.991	0.263	79.33
21	45	R	15	Jack ROBINSON (F)	GBR	Fox Motorsport	1:14.505	2	5	2.056	0.065	79.26

Weather / Track : Bright / Dry

These results are provisional until the conclusion of any judicial and technical matters.

Date: 17/08/2024 Start: 09:54 Finish: 10:02

Silverstone National: 1.6404 miles

Clerk Of Course: Paul Levitt

Stewards:

Timekeeper: Sarah Evans



Results can be found at www.tsl-timing.com

Printed - 10:17 Saturday, 17 August 2024

Ginetta Junior Championship

QUALIFYING - RACES 4 & 10 - CLASSIFICATION

POS	NO	CL	PIC	NAME	NAT	ENTRY	TIME	ON	LAPS	GAP	DIFF	MPH
1	90		1	Chase FERNANDEZ	GBR	R Racing	1:12.190	4	5			81.80
2	35	R	1	Isaac PHELPS	GBR	Elite Motorsport	1:12.406	2	5	0.216	0.216	81.56
3	25	R	2	Ethan JEFF-HALL	GBR	R Racing	1:12.442	3	5	0.252	0.036	81.52
4	27	R	3	Alfie SLATER	GBR	R Racing	1:12.473	4	5	0.283	0.031	81.48
5	67	R	4	Marcus SAETER	NOR	R Racing	1:12.573	4	5	0.383	0.100	81.37
6	70	R	5	Jude PETERS (F)	GBR	E3 Sport	1:12.573	4	5	0.383	0.000	81.37
7	50		2	Charlie HART	GBR	Elite Motorsport	1:12.656	3	5	0.466	0.083	81.28
8	43	R	6	Archie CLARK	GBR	Elite Motorsport	1:12.667	2	5	0.477	0.011	81.27
9	26		3	Henry JOSLYN	GBR	Preptech UK	1:12.718	3	5	0.528	0.051	81.21
10	11	R	7	Ruben DAN	AUS	Elite Motorsport	1:12.774	3	5	0.584	0.056	81.15
11	18	R	8	Torrin BYRNE (F)	GBR	Pace Performance	1:12.890	4	5	0.700	0.116	81.02
12	53	R	9	Ethan CARNEY	USA	Preptech UK	1:13.141	4	5	0.951	0.251	80.74
13	5	R	10	Tom INGRAM HILL	GBR	R Racing	1:13.201	4	5	1.011	0.060	80.67
14	75	R	11	Colin CRONIN	IRL	Fox Motorsport	1:13.409	2	5	1.219	0.208	80.44
15	20	R	12	Ntiyiso MABUNDA (F)	ZAF	Pace Performance	1:13.604	2	5	1.414	0.195	80.23
16	74	R	13	Alfie DAVIES (F)	GBR	Preptech UK	1:13.647	4	5	1.457	0.043	80.18
17	31		4	Felix LIVESEY	GBR	MDD Racing	1:13.733	3	5	1.543	0.086	80.09
18	28		5	Harry MOSS	GBR	R Racing	1:13.868	4	5	1.678	0.135	79.94
19	45	R	14	Jack ROBINSON (F)	GBR	Fox Motorsport	1:13.999	4	5	1.809	0.131	79.80
20	4	R	15	James ELLIS (F)	GBR	MDD Racing	1:14.050	3	5	1.860	0.051	79.75
21	23		6	Holly MIALL	GBR	Fox Motorsport	1:14.131	4	5	1.941	0.081	79.66

Weather / Track : Bright / Dry

These results are provisional until the conclusion of any judicial and technical matters.

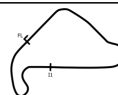
Date: 17/08/2024 Start: 09:54 Finish: 10:02

Silverstone National: 1.6404 miles

Clerk Of Course: Paul Levitt

Stewards:

Timekeeper: Sarah Evans

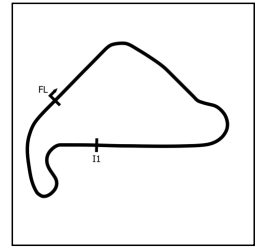


Results can be found at www.tsl-timing.com

Printed - 10:16 Saturday, 17 August 2024

Ginetta Junior Championship

QUALIFYING - RACES 4 & 10 - SECTOR ANALYSIS



SECTOR 1 = FL to I1, SECTOR 2 = I1 to FL, DIFF = Difference To Personal Best Lap, P = Crossed Finish Line in Pit Lane, D = Time Disallowed

P1 90		Chase FERNANDEZ		R Racing			
IDEAL LAP TIME : 1:12.136		BEST LAP TIME : 1:12.190		DIFFERENCE : 0.054			
LAP	SECTOR 1	SECTOR 2	LAP TIME	MPH	DIFF	TIME OF DAY	
1 -		29.527				09:55:03.008	
2 -	43.231	29.392	1:12.623 (3)	81.31	0.433	09:56:15.631	
3 -	43.253	29.273	1:12.526 (2)	81.42	0.336	09:57:28.157	
4 -	42.863	29.327	1:12.190 (1)	81.80		09:58:40.347	
5 -	44.381	IN PIT	1:26.730 P	68.09	14.540	10:00:07.077	

P2 35 R		Isaac PHELPS		Elite Motorsport			
IDEAL LAP TIME : 1:12.229		BEST LAP TIME : 1:12.406		DIFFERENCE : 0.177			
LAP	SECTOR 1	SECTOR 2	LAP TIME	MPH	DIFF	TIME OF DAY	
1 -		29.390				09:55:24.866	
2 -	43.175	29.231	1:12.406 (1)	81.56		09:56:37.272	
3 -	42.998	29.476	1:12.474 (2)	81.48	0.068	09:57:49.746	
4 -	43.306	29.393	1:12.699 (3)	81.23	0.293	09:59:02.445	
5 -	46.261	IN PIT	1:21.560 P	72.40	9.154	10:00:24.005	

P3 25 R		Ethan JEFF-HALL		R Racing			
IDEAL LAP TIME : 1:12.412		BEST LAP TIME : 1:12.442		DIFFERENCE : 0.030			
LAP	SECTOR 1	SECTOR 2	LAP TIME	MPH	DIFF	TIME OF DAY	
1 -		29.450				09:55:05.978	
2 -	43.115	29.334	1:12.449 (2)	81.51	0.007	09:56:18.427	
3 -	43.145	29.297	1:12.442 (1)	81.52		09:57:30.869	
4 -	43.144	29.312	1:12.456 (3)	81.50	0.014	09:58:43.325	
5 -	43.942	IN PIT	1:25.552 P	69.03	13.110	10:00:08.877	

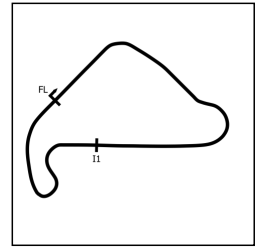
P4 27 R		Alfie SLATER		R Racing			
IDEAL LAP TIME : 1:12.472		BEST LAP TIME : 1:12.473		DIFFERENCE : 0.001			
LAP	SECTOR 1	SECTOR 2	LAP TIME	MPH	DIFF	TIME OF DAY	
1 -		29.533				09:54:59.989	
2 -	43.673	29.488	1:13.161 (3)	80.72	0.688	09:56:13.150	
3 -	43.119	29.449	1:12.568 (2)	81.38	0.095	09:57:25.718	
4 -	43.120	29.353	1:12.473 (1)	81.48		09:58:38.191	
5 -	45.561	IN PIT	1:27.989 P	67.11	15.516	10:00:06.180	

P5 67 R		Marcus SAETER		R Racing			
IDEAL LAP TIME : 1:12.520		BEST LAP TIME : 1:12.573		DIFFERENCE : 0.053			
LAP	SECTOR 1	SECTOR 2	LAP TIME	MPH	DIFF	TIME OF DAY	
1 -		29.809				09:55:18.612	
2 -	43.246	29.451	1:12.697 (2)	81.23	0.124	09:56:31.309	
3 -	43.204	29.499	1:12.703 (3)	81.23	0.130	09:57:44.012	
4 -	43.069	29.504	1:12.573 (1)	81.37		09:58:56.585	
5 -	44.083	IN PIT	1:17.763 P	75.94	5.190	10:00:14.348	

P6 70 R		Jude PETERS (F)		E3 Sport			
IDEAL LAP TIME : 1:12.516		BEST LAP TIME : 1:12.573		DIFFERENCE : 0.057			
LAP	SECTOR 1	SECTOR 2	LAP TIME	MPH	DIFF	TIME OF DAY	
1 -	OUTLAP	29.871				09:55:31.967	
2 -	43.480	29.529	1:13.009 (3)	80.88	0.436	09:56:44.976	
3 -	43.242	29.364	1:12.606 (2)	81.33	0.033	09:57:57.582	
4 -	43.152	29.421	1:12.573 (1)	81.37		09:59:10.155	
5 -	43.930	IN PIT	1:20.738 P	73.14	8.165	10:00:30.893	

Ginetta Junior Championship

QUALIFYING - RACES 4 & 10 - SECTOR ANALYSIS



SECTOR 1 = FL to I1, SECTOR 2 = I1 to FL, DIFF = Difference To Personal Best Lap, P = Crossed Finish Line in Pit Lane, D = Time Disallowed

P7 50		Charlie HART		Elite Motorsport			
IDEAL LAP TIME : 1:12.629		BEST LAP TIME : 1:12.656		DIFFERENCE : 0.027			
LAP	SECTOR 1	SECTOR 2	LAP TIME	MPH	DIFF	TIME OF DAY	
1 -		29.940				09:55:13.748	
2 -	43.473	29.418	1:12.891 (3)	81.02	0.235	09:56:26.639	
3 -	43.247	29.409	1:12.656 (1)	81.28		09:57:39.295	
4 -	43.347	29.382	1:12.729 (2)	81.20	0.073	09:58:52.024	
5 -	43.813	IN PIT	1:19.407 P	74.37	6.751	10:00:11.431	

P8 43 R		Archie CLARK		Elite Motorsport			
IDEAL LAP TIME : 1:12.537		BEST LAP TIME : 1:12.667		DIFFERENCE : 0.130			
LAP	SECTOR 1	SECTOR 2	LAP TIME	MPH	DIFF	TIME OF DAY	
1 -	OUTLAP	29.394				09:55:38.084	
2 -	43.215	29.452	1:12.667 (1)	81.27		09:56:50.751	
3 -	43.439	29.322	1:12.761 (2)	81.16	0.094	09:58:03.512	
4 -	43.392	29.426	1:12.818 (3)	81.10	0.151	09:59:16.330	
5 -	43.396	IN PIT	1:17.891 P	75.81	5.224	10:00:34.221	

P9 26		Henry JOSLYN		Preptech UK			
IDEAL LAP TIME : 1:12.648		BEST LAP TIME : 1:12.718		DIFFERENCE : 0.070			
LAP	SECTOR 1	SECTOR 2	LAP TIME	MPH	DIFF	TIME OF DAY	
1 -		29.761				09:55:10.369	
2 -	43.296	30.563	1:13.859 (3)	79.95	1.141	09:56:24.228	
3 -	43.366	29.352	1:12.718 (1)	81.21		09:57:36.946	
4 -	43.323	29.527	1:12.850 (2)	81.06	0.132	09:58:49.796	
5 -	43.478	IN PIT	1:20.819 P	73.07	8.101	10:00:10.615	

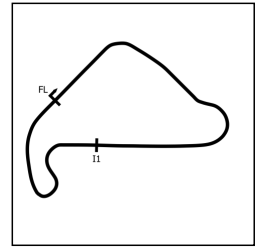
P10 11 R		Ruben DAN		Elite Motorsport			
IDEAL LAP TIME : 1:12.685		BEST LAP TIME : 1:12.774		DIFFERENCE : 0.089			
LAP	SECTOR 1	SECTOR 2	LAP TIME	MPH	DIFF	TIME OF DAY	
1 -	OUTLAP	29.522				09:55:44.853	
2 -	43.534	29.442	1:12.976 (2)	80.92	0.202	09:56:57.829	
3 -	43.243	29.531	1:12.774 (1)	81.15		09:58:10.603	
4 -	43.570	29.640	1:13.210 (3)	80.66	0.436	09:59:23.813	
5 -	43.902	IN PIT	1:20.932 P	72.97	8.158	10:00:44.745	

P11 18 R		Torrin BYRNE (F)		Pace Performance			
IDEAL LAP TIME : 1:12.890		BEST LAP TIME : 1:12.890		DIFFERENCE : 0.000			
LAP	SECTOR 1	SECTOR 2	LAP TIME	MPH	DIFF	TIME OF DAY	
1 -		30.157				09:55:23.279	
2 -	43.530	29.689	1:13.219 (2)	80.65	0.329	09:56:36.498	
3 -	43.687	29.914	1:13.601 (3)	80.23	0.711	09:57:50.099	
4 -	43.248	29.642	1:12.890 (1)	81.02		09:59:02.989	
5 -	46.195	IN PIT	1:22.024 P	71.99	9.134	10:00:25.013	

P12 53 R		Ethan CARNEY		Preptech UK			
IDEAL LAP TIME : 1:13.041		BEST LAP TIME : 1:13.141		DIFFERENCE : 0.100			
LAP	SECTOR 1	SECTOR 2	LAP TIME	MPH	DIFF	TIME OF DAY	
1 -	OUTLAP	29.661				09:55:36.898	
2 -	44.001	29.705	1:13.706 (3)	80.12	0.565	09:56:50.604	
3 -	43.771	29.495	1:13.266 (2)	80.60	0.125	09:58:03.870	
4 -	43.613	29.528	1:13.141 (1)	80.74		09:59:17.011	
5 -	43.546	IN PIT	1:18.855 P	74.89	5.714	10:00:35.866	

Ginetta Junior Championship

QUALIFYING - RACES 4 & 10 - SECTOR ANALYSIS



SECTOR 1 = FL to I1, SECTOR 2 = I1 to FL, DIFF = Difference To Personal Best Lap, P = Crossed Finish Line in Pit Lane, D = Time Disallowed

P13		5 R		Tom INGRAM HILL		R Racing	
IDEAL LAP TIME : 1:13.201		BEST LAP TIME : 1:13.201		DIFFERENCE : 0.000			
LAP	SECTOR 1	SECTOR 2	LAP TIME	MPH	DIFF	TIME OF DAY	
1 -		29.713				09:55:29.311	
2 -	43.772	29.650	1:13.422 (2)	80.43	0.221	09:56:42.733	
3 -	43.885	29.661	1:13.546 (3)	80.29	0.345	09:57:56.279	
4 -	43.648	29.553	1:13.201 (1)	80.67		09:59:09.480	
5 -	44.207	IN PIT	1:20.167 P	73.66	6.966	10:00:29.647	

P14		75 R		Colin CRONIN		Fox Motorsport	
IDEAL LAP TIME : 1:13.290		BEST LAP TIME : 1:13.409		DIFFERENCE : 0.119			
LAP	SECTOR 1	SECTOR 2	LAP TIME	MPH	DIFF	TIME OF DAY	
1 -		29.817				09:55:19.633	
2 -	43.877	29.532	1:13.409 (1)	80.44		09:56:33.042	
3 -	43.934	29.643	1:13.577 (3)	80.26	0.168	09:57:46.619	
4 -	43.758	29.699	1:13.457 (2)	80.39	0.048	09:59:00.076	
5 -	43.844	IN PIT	1:17.754 P	75.95	4.345	10:00:17.830	

P15		20 R		Ntiyiso MABUNDA (F)		Pace Performance	
IDEAL LAP TIME : 1:13.582		BEST LAP TIME : 1:13.604		DIFFERENCE : 0.022			
LAP	SECTOR 1	SECTOR 2	LAP TIME	MPH	DIFF	TIME OF DAY	
1 -	OUTLAP	30.130				09:56:06.572	
2 -	43.823	29.781	1:13.604 (1)	80.23		09:57:20.176	
3 -	43.801	29.853	1:13.654 (2)	80.18	0.050	09:58:33.830	
4 -	44.772	30.049	1:14.821 (3)	78.93	1.217	09:59:48.651	
5 -	44.165	IN PIT	1:19.457 P	74.32	5.853	10:01:08.108	

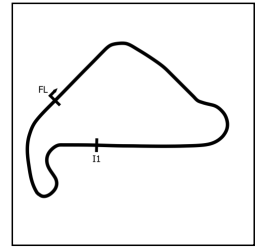
P16		74 R		Alfie DAVIES (F)		Preptech UK	
IDEAL LAP TIME : 1:13.647		BEST LAP TIME : 1:13.647		DIFFERENCE : 0.000			
LAP	SECTOR 1	SECTOR 2	LAP TIME	MPH	DIFF	TIME OF DAY	
1 -	OUTLAP	30.329				09:55:42.785	
2 -	44.125	29.912	1:14.037 (2)	79.76	0.390	09:56:56.822	
3 -	44.046	30.067	1:14.113 (3)	79.68	0.466	09:58:10.935	
4 -	43.861	29.786	1:13.647 (1)	80.18		09:59:24.582	
5 -	43.951	IN PIT	1:21.584 P	72.38	7.937	10:00:46.166	

P17		31		Felix LIVESEY		MDD Racing	
IDEAL LAP TIME : 1:13.681		BEST LAP TIME : 1:13.733		DIFFERENCE : 0.052			
LAP	SECTOR 1	SECTOR 2	LAP TIME	MPH	DIFF	TIME OF DAY	
1 -	OUTLAP	30.381				09:55:52.092	
2 -	43.981	30.196	1:14.177 (2)	79.61	0.444	09:57:06.269	
3 -	43.794	29.939	1:13.733 (1)	80.09		09:58:20.002	
4 -	44.302	29.887	1:14.189 (3)	79.60	0.456	09:59:34.191	
5 -	43.969	IN PIT	1:16.948 P	76.74	3.215	10:00:51.139	

P18		28		Harry MOSS		R Racing	
IDEAL LAP TIME : 1:13.868		BEST LAP TIME : 1:13.868		DIFFERENCE : 0.000			
LAP	SECTOR 1	SECTOR 2	LAP TIME	MPH	DIFF	TIME OF DAY	
1 -	OUTLAP	30.018				09:55:49.044	
2 -	44.101	29.960	1:14.061 (3)	79.74	0.193	09:57:03.105	
3 -	44.124	29.898	1:14.022 (2)	79.78	0.154	09:58:17.127	
4 -	43.978	29.890	1:13.868 (1)	79.94		09:59:30.995	
5 -	44.216	IN PIT	1:18.411 P	75.31	4.543	10:00:49.406	

Ginetta Junior Championship

QUALIFYING - RACES 4 & 10 - SECTOR ANALYSIS



SECTOR 1 = FL to I1, SECTOR 2 = I1 to FL, DIFF = Difference To Personal Best Lap, P = Crossed Finish Line in Pit Lane, D = Time Disallowed

P19		45 R		Jack ROBINSON (F)		Fox Motorsport	
IDEAL LAP TIME : 1:13.999		BEST LAP TIME : 1:13.999		DIFFERENCE : 0.000			
LAP	SECTOR 1	SECTOR 2	LAP TIME	MPH	DIFF	TIME OF DAY	
1 -	OUTLAP	30.205				09:56:00.542	
2 -	44.383	30.122	1:14.505 (2)	79.26	0.506	09:57:15.047	
3 -	45.215	30.480	1:15.695 (3)	78.01	1.696	09:58:30.742	
4 -	43.933	30.066	1:13.999 (1)	79.80		09:59:44.741	
5 -	44.268	IN PIT	1:20.200 P	73.63	6.201	10:01:04.941	

P20		4 R		James ELLIS (F)		MDD Racing	
IDEAL LAP TIME : 1:14.050		BEST LAP TIME : 1:14.050		DIFFERENCE : 0.000			
LAP	SECTOR 1	SECTOR 2	LAP TIME	MPH	DIFF	TIME OF DAY	
1 -	OUTLAP	30.563				09:55:56.003	
2 -	44.217	30.223	1:14.440 (2)	79.33	0.390	09:57:10.443	
3 -	43.996	30.054	1:14.050 (1)	79.75		09:58:24.493	
4 -	44.143	30.371	1:14.514 (3)	79.25	0.464	09:59:39.007	
5 -	45.181	IN PIT	1:21.846 P	72.15	7.796	10:01:00.853	

P21		23		Holly MIALL		Fox Motorsport	
IDEAL LAP TIME : 1:13.774		BEST LAP TIME : 1:14.131		DIFFERENCE : 0.357			
LAP	SECTOR 1	SECTOR 2	LAP TIME	MPH	DIFF	TIME OF DAY	
1 -	OUTLAP	29.947				09:56:01.821	
2 -	43.921	30.229	1:14.150 (2)	79.64	0.019	09:57:15.971	
3 -	44.038	30.177	1:14.215 (3)	79.57	0.084	09:58:30.186	
4 -	44.043	30.088	1:14.131 (1)	79.66		09:59:44.317	
5 -	43.827	IN PIT	1:18.871 P	74.87	4.740	10:01:03.188	

Ginetta Junior Championship

QUALIFYING - RACES 4 & 10 - BEST SECTORS

SECTOR 1			SECTOR 2			IDEAL / BEST COMPARISON						
POS	NO	NAME	TIME	NO	NAME	TIME	POS	NO	NAME	IDEAL	BEST	DIFF
									PERFECT LAP	1:12.094		
1	90	FERNANDEZ	42.863	35	PHELPS	29.231	1	90	FERNANDEZ	1:12.136	1:12.190	0.054
2	35	PHELPS	42.998	90	FERNANDEZ	29.273	2	35	PHELPS	1:12.229	1:12.406	0.177
3	67	SAETER	43.069	25	JEFF-HALL	29.297	3	25	JEFF-HALL	1:12.412	1:12.442	0.030
4	25	JEFF-HALL	43.115	43	CLARK	29.322	4	27	SLATER	1:12.472	1:12.473	0.001
5	27	SLATER	43.119	26	JOSLYN	29.352	5	70	PETERS (F)	1:12.516	1:12.573	0.057
6	70	PETERS (F)	43.152	27	SLATER	29.353	6	67	SAETER	1:12.520	1:12.573	0.053
7	43	CLARK	43.215	70	PETERS (F)	29.364	7	43	CLARK	1:12.537	1:12.667	0.130
8	11	DAN	43.243	50	HART	29.382	8	50	HART	1:12.629	1:12.656	0.027
9	50	HART	43.247	11	DAN	29.442	9	26	JOSLYN	1:12.648	1:12.718	0.070
10	18	BYRNE (F)	43.248	67	SAETER	29.451	10	11	DAN	1:12.685	1:12.774	0.089
11	26	JOSLYN	43.296	53	CARNEY	29.495	11	18	BYRNE (F)	1:12.890	1:12.890	0.000
12	53	CARNEY	43.546	75	CRONIN	29.532	12	53	CARNEY	1:13.041	1:13.141	0.100
13	5	INGRAM HILL	43.648	5	INGRAM HILL	29.553	13	5	INGRAM HILL	1:13.201	1:13.201	0.000
14	75	CRONIN	43.758	18	BYRNE (F)	29.642	14	75	CRONIN	1:13.290	1:13.409	0.119
15	31	LIVESEY	43.794	20	MABUNDA (F)	29.781	15	20	MABUNDA (F)	1:13.582	1:13.604	0.022
16	20	MABUNDA (F)	43.801	74	DAVIES (F)	29.786	16	74	DAVIES (F)	1:13.647	1:13.647	0.000
17	23	MIALL	43.827	31	LIVESEY	29.887	17	31	LIVESEY	1:13.681	1:13.733	0.052
18	74	DAVIES (F)	43.861	28	MOSS	29.890	18	23	MIALL	1:13.774	1:14.131	0.357
19	45	ROBINSON (F)	43.933	23	MIALL	29.947	19	28	MOSS	1:13.868	1:13.868	0.000
20	28	MOSS	43.978	4	ELLIS (F)	30.054	20	45	ROBINSON (F)	1:13.999	1:13.999	0.000
21	4	ELLIS (F)	43.996	45	ROBINSON (F)	30.066	21	4	ELLIS (F)	1:14.050	1:14.050	0.000

Ginetta Junior Championship

QUALIFYING - RACES 4 & 10 - PIT STOP ANALYSIS

P1 90 Chase FERNANDEZ				
STOP	IN TIME	STOP TIME	TOTAL TIME	OUT TIME
1 -	10:00:07.077			

P2 35 Isaac PHELPS				
STOP	IN TIME	STOP TIME	TOTAL TIME	OUT TIME
1 -	10:00:24.005			

P3 25 Ethan JEFF-HALL				
STOP	IN TIME	STOP TIME	TOTAL TIME	OUT TIME
1 -	10:00:08.877			

P4 27 Alfie SLATER				
STOP	IN TIME	STOP TIME	TOTAL TIME	OUT TIME
1 -	10:00:06.180			

P5 67 Marcus SAETER				
STOP	IN TIME	STOP TIME	TOTAL TIME	OUT TIME
1 -	10:00:14.348			

P6 70 Jude PETERS (F)				
STOP	IN TIME	STOP TIME	TOTAL TIME	OUT TIME
1 -	10:00:30.893			

P7 50 Charlie HART				
STOP	IN TIME	STOP TIME	TOTAL TIME	OUT TIME
1 -	10:00:11.431			

P8 43 Archie CLARK				
STOP	IN TIME	STOP TIME	TOTAL TIME	OUT TIME
1 -	10:00:34.221			

P9 26 Henry JOSLYN				
STOP	IN TIME	STOP TIME	TOTAL TIME	OUT TIME
1 -	10:00:10.615			

P10 11 Ruben DAN				
STOP	IN TIME	STOP TIME	TOTAL TIME	OUT TIME
1 -	10:00:44.745			

P11 18 Torrin BYRNE (F)				
STOP	IN TIME	STOP TIME	TOTAL TIME	OUT TIME
1 -	10:00:25.013			

P12 53 Ethan CARNEY				
STOP	IN TIME	STOP TIME	TOTAL TIME	OUT TIME
1 -	10:00:35.866			

P13 5 Tom INGRAM HILL				
STOP	IN TIME	STOP TIME	TOTAL TIME	OUT TIME
1 -	10:00:29.647			

P14 75 Colin CRONIN				
STOP	IN TIME	STOP TIME	TOTAL TIME	OUT TIME
1 -	10:00:17.830			

P15 20 Ntiyiso MABUNDA (F)				
STOP	IN TIME	STOP TIME	TOTAL TIME	OUT TIME
1 -	10:01:08.108			

P16 74 Alfie DAVIES (F)				
STOP	IN TIME	STOP TIME	TOTAL TIME	OUT TIME
1 -	10:00:46.166			

P17 31 Felix LIVESEY				
STOP	IN TIME	STOP TIME	TOTAL TIME	OUT TIME
1 -	10:00:51.139			

P18 28 Harry MOSS				
STOP	IN TIME	STOP TIME	TOTAL TIME	OUT TIME
1 -	10:00:49.406			

P19 45 Jack ROBINSON (F)				
STOP	IN TIME	STOP TIME	TOTAL TIME	OUT TIME
1 -	10:01:04.941			

P20 4 James ELLIS (F)				
STOP	IN TIME	STOP TIME	TOTAL TIME	OUT TIME
1 -	10:01:00.853			

P21 23 Holly MIALL				
STOP	IN TIME	STOP TIME	TOTAL TIME	OUT TIME
1 -	10:01:03.188			

Ginetta Junior Championship

QUALIFYING - RACES 4 & 10 - STATISTICS

Competitors Started 21
Planned Start 2024-08-17 @ 09:55:00.000
Actual Start 2024-08-17 @ 09:54:19.225
Finish Time 2024-08-17 @ 10:02:05.690
Track Length 1.6404mi.
Total Laps 105
Total Distance Covered 172.2486mi.

Session Fastest Lap History

NO	CL	NAME	LAP TIME	TIME OF DAY	LAP	VEHICLE
27	R	Alfie SLATER	1:13.161	09:56:13.149	2	R Racing
90		Chase FERNANDEZ	1:12.623	09:56:15.633	2	R Racing
25	R	Ethan JEFF-HALL	1:12.449	09:56:18.424	2	R Racing
35	R	Isaac PHELPS	1:12.406	09:56:37.271	2	Elite Motorsport
90		Chase FERNANDEZ	1:12.190	09:58:40.350	4	R Racing

Flag History

TYPE	TIME OF DAY
GREEN	09:54:19.225
FINISH	10:02:05.690

Flag Statistics

TYPE	COUNT	TOTAL LAPS	TOTAL TIME
Green	1	5	9:05.455
Red	0	0	0.000
Safety Car	0	0	0.000
FCY	0	0	0.000

Ginetta Junior Championship

QUALIFYING - RACES 4 & 10 - STATISTICS

CLASS :

6 Starters

Fastest Lap History

NO	NAME	LAP TIME	TIME OF DAY	LAP	VEHICLE
90	Chase FERNANDEZ	1:12.623	09:56:15.633	2	R Racing
90	Chase FERNANDEZ	1:12.526	09:57:28.159	3	R Racing
90	Chase FERNANDEZ	1:12.190	09:58:40.350	4	R Racing

Ginetta Junior Championship

QUALIFYING - RACES 4 & 10 - STATISTICS

CLASS : R

15 Starters

Fastest Lap History

NO	NAME	LAP TIME	TIME OF DAY	LAP	VEHICLE
27	Alfie SLATER	1:13.161	09:56:13.149	2	R Racing
25	Ethan JEFF-HALL	1:12.449	09:56:18.424	2	R Racing
35	Isaac PHELPS	1:12.406	09:56:37.271	2	Elite Motorsport

Ginetta Junior Championship

RACE 10 - GRID (20 minutes)

ROW 11	20	1:14.440	4 James ELLIS (F)	21	1:14.505	45 Jack ROBINSON (F)
ROW 10	18	1:14.150	23 Holly MIALL	19	1:14.177	31 Felix LIVESEY
ROW 9	16	1:14.022	28 Harry MOSS	17	1:14.037	74 Alfie DAVIES (F)
ROW 8	14	1:13.457	75 Colin CRONIN	15	1:13.654	20 Ntiyiso MABUNDA (F)
ROW 7	12	1:13.266	53 Ethan CARNEY	13	1:13.422	5 Tom INGRAM HILL
ROW 6	10	1:12.976	11 Ruben DAN	11	1:13.219	18 Torrin BYRNE (F)
ROW 5	8	1:12.761	43 Archie CLARK	9	1:12.850	26 Henry JOSLYN
ROW 4	6	1:12.697	67 Marcus SAETER	7	1:12.729	50 Charlie HART
ROW 3	4	1:12.568	27 Alfie SLATER	5	1:12.606	70 Jude PETERS (F)
ROW 2	2	1:12.474	35 Isaac PHELPS	3	1:12.526	90 Chase FERNANDEZ
ROW 1				1	1:12.449	25 Ethan JEFF-HALL
Pole						

These results are provisional until the conclusion of any judicial and technical matters.

Silverstone National: 1.6404 miles

Clerk Of Course: Paul Levitt	Stewards:	Timekeeper: Sarah Evans	
------------------------------	-----------	-------------------------	--

Results can be found at www.tsl-timing.com

Printed - 10:20 Saturday, 17 August 2024

Ginetta Junior Championship

RACE 4 - GRID (20 minutes)

ROW 11	20	1:14.050	4 James ELLIS (F)	21	1:14.131	23 Holly MIALL
ROW 10	18	1:13.868	28 Harry MOSS	19	1:13.999	45 Jack ROBINSON (F)
ROW 9	16	1:13.647	74 Alfie DAVIES (F)	17	1:13.733	31 Felix LIVESEY
ROW 8	14	1:13.409	75 Colin CRONIN	15	1:13.604	20 Ntiyiso MABUNDA (F)
ROW 7	12	1:13.141	53 Ethan CARNEY	13	1:13.201	5 Tom INGRAM HILL
ROW 6	10	1:12.774	11 Ruben DAN	11	1:12.890	18 Torrin BYRNE (F)
ROW 5	8	1:12.667	43 Archie CLARK	9	1:12.718	26 Henry JOSLYN
ROW 4	6	1:12.573	70 Jude PETERS (F)	7	1:12.656	50 Charlie HART
ROW 3	4	1:12.473	27 Alfie SLATER	5	1:12.573	67 Marcus SAETER
ROW 2	2	1:12.406	35 Isaac PHELPS	3	1:12.442	25 Ethan JEFF-HALL
ROW 1				1	1:12.190	90 Chase FERNANDEZ
Pole						

These results are provisional until the conclusion of any judicial and technical matters.

Silverstone National: 1.6404 miles

Clerk Of Course: Paul Levitt	Stewards:	Timekeeper: Sarah Evans	
------------------------------	-----------	-------------------------	--

Results can be found at www.tsl-timing.com

Printed - 10:19 Saturday, 17 August 2024

Ginetta Junior Championship

RACE 4 - CLASSIFICATION

Race Distance: 17 Laps / 27.88 miles

POS	NO	CL	PIC	NAME	NAT	ENTRY	LAPS	TIME	GAP	DIFF	MPH	BEST	ON	GRD	↑↓
1	25	R	1	Ethan JEFF-HALL	GBR	R Racing	17	20:51.194			80.24	1:12.852	8	3	2
2	50		1	Charlie HART	GBR	Elite Motorsport	17	20:51.391	0.197	0.197	80.22	1:12.933	6	7	5
3	35	R	2	Isaac PHELPS	GBR	Elite Motorsport	17	20:52.178	0.984	0.787	80.17	1:12.648	9	2	-1
4	67	R	3	Marcus SAETER	NOR	R Racing	17	20:52.316	1.122	0.138	80.16	1:12.777	15	5	1
5	26		2	Henry JOSLYN	GBR	Preptech UK	17	20:52.500	1.306	0.184	80.15	1:12.946	10	9	4
6	53	R	4	Ethan CARNEY	USA	Preptech UK	17	20:52.831	1.637	0.331	80.13	1:12.850	15	12	6
7	11	R	5	Ruben DAN	AUS	Elite Motorsport	17	20:53.038	1.844	0.207	80.12	1:12.815	15	10	3
8	43	R	6	Archie CLARK	GBR	Elite Motorsport	17	20:54.169	2.975	1.131	80.05	1:12.585	15	8	0
9	5	R	7	Tom INGRAM HILL	GBR	R Racing	17	20:57.729	6.535	3.560	79.82	1:13.197	8	13	4
10	70	R	8	Jude PETERS (F)	GBR	E3 Sport	17	20:57.968	6.774	0.239	79.80	1:13.133	2	6	-4
11	31		3	Felix LIVESEY	GBR	MDD Racing	17	20:58.423	7.229	0.455	79.77	1:13.253	16	17	6
12	18	R	9	Torrin BYRNE (F)	GBR	Pace Performance	17	20:59.269	8.075	0.846	79.72	1:13.267	16	11	-1
13	27	R	10	Alfie SLATER	GBR	R Racing	17	21:02.607	11.413	3.338	79.51	1:12.880	16	4	-9
14	75*	R	11	Colin CRONIN	IRL	Fox Motorsport	17	21:08.610	17.416	6.003	79.13	1:13.284	15	14	0
15	20	R	12	Ntiyiso MABUNDA (F)	ZAF	Pace Performance	17	21:10.601	19.407	1.991	79.01	1:13.875	12	15	0
16	28		4	Harry MOSS	GBR	R Racing	17	21:12.430	21.236	1.829	78.90	1:13.592	15	18	2
17	4	R	13	James ELLIS (F)	GBR	MDD Racing	17	21:12.745	21.551	0.315	78.88	1:13.712	12	20	3
18	90		5	Chase FERNANDEZ	GBR	R Racing	17	21:22.142	30.948	9.397	78.30	1:12.845	3	1	-17
19	45*	R	14	Jack ROBINSON (F)	GBR	Fox Motorsport	17	21:32.825	41.631	10.683	77.65	1:14.036	11	19	0
20	23*		6	Holly MIALL	GBR	Fox Motorsport	17	21:38.345	47.151	5.520	77.32	1:13.841	12	21	1
21	74	R	15	Alfie DAVIES (F)	GBR	Preptech UK	16	21:26.422	1 Lap	1 Lap	73.45	1:13.949	16	16	-5

FASTEST LAP

43	R	Archie CLARK	GBR	Elite Motorsport	15	1:12.585	81.36 mph	130.93 kph
90		Chase FERNANDEZ	GBR	R Racing	3	1:12.845	81.07 mph	130.47 kph

Comments: Car 75 - 10 second penalty - False start
 Cars 23 & 45 - 5 second penalty - Track limits
 Cars 23 & 45 - 10 second penalty - Track limits

Weather / Track : Bright / Dry

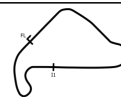
These results are provisional until the conclusion of any judicial and technical matters.

Date: 17/08/2024 Start: 14:42 Finish: 15:02
 Silverstone National: 1.6404 miles

Clerk Of Course: Paul Levitt

Stewards:

Timekeeper: Sarah Evans



Results can be found at www.tsl-timing.com

Printed - 15:08 Saturday, 17 August 2024

Ginetta Junior Championship

RACE 4 - CLASSIFICATION - AMENDED

Race Distance: 17 Laps / 27.88 miles

POS	NO	CL	PIC	NAME	NAT	ENTRY	LAPS	TIME	GAP	DIFF	MPH	BEST	ON	GRD	↑↓
1	25	R	1	Ethan JEFF-HALL	GBR	R Racing	17	20:51.194			80.24	1:12.852	8	3	2
2	50		1	Charlie HART	GBR	Elite Motorsport	17	20:51.391	0.197	0.197	80.22	1:12.933	6	7	5
3	35	R	2	Isaac PHELPS	GBR	Elite Motorsport	17	20:52.178	0.984	0.787	80.17	1:12.648	9	2	-1
4	67	R	3	Marcus SAETER	NOR	R Racing	17	20:52.316	1.122	0.138	80.16	1:12.777	15	5	1
5	26		2	Henry JOSLYN	GBR	Preptech UK	17	20:52.500	1.306	0.184	80.15	1:12.946	10	9	4
6	53	R	4	Ethan CARNEY	USA	Preptech UK	17	20:52.831	1.637	0.331	80.13	1:12.850	15	12	6
7	11	R	5	Ruben DAN	AUS	Elite Motorsport	17	20:53.038	1.844	0.207	80.12	1:12.815	15	10	3
8	43	R	6	Archie CLARK	GBR	Elite Motorsport	17	20:54.169	2.975	1.131	80.05	1:12.585	15	8	0
9	5	R	7	Tom INGRAM HILL	GBR	R Racing	17	20:57.729	6.535	3.560	79.82	1:13.197	8	13	4
10	70	R	8	Jude PETERS (F)	GBR	E3 Sport	17	20:57.968	6.774	0.239	79.80	1:13.133	2	6	-4
11	31		3	Felix LIVESEY	GBR	MDD Racing	17	20:58.423	7.229	0.455	79.77	1:13.253	16	17	6
12	18	R	9	Torrin BYRNE (F)	GBR	Pace Performance	17	20:59.269	8.075	0.846	79.72	1:13.267	16	11	-1
13	27	R	10	Alfie SLATER	GBR	R Racing	17	21:02.607	11.413	3.338	79.51	1:12.880	16	4	-9
14	75*	R	11	Colin CRONIN	IRL	Fox Motorsport	17	21:08.610	17.416	6.003	79.13	1:13.284	15	14	0
15	20	R	12	Ntiyiso MABUNDA (F)	ZAF	Pace Performance	17	21:10.601	19.407	1.991	79.01	1:13.875	12	15	0
16	4	R	13	James ELLIS (F)	GBR	MDD Racing	17	21:12.745	21.551	2.144	78.88	1:13.712	12	20	4
17	90		4	Chase FERNANDEZ	GBR	R Racing	17	21:22.142	30.948	9.397	78.30	1:12.845	3	1	-16
18	45*	R	14	Jack ROBINSON (F)	GBR	Fox Motorsport	17	21:32.825	41.631	10.683	77.65	1:14.036	11	19	1
19	23*		5	Holly MIALL	GBR	Fox Motorsport	17	21:38.345	47.151	5.520	77.32	1:13.841	12	21	2
20	28*		6	Harry MOSS	GBR	R Racing	17	21:12.430			78.90	1:13.592	15	18	-2
21	74	R	15	Alfie DAVIES (F)	GBR	Preptech UK	16	21:26.422	1 Lap		73.45	1:13.949	16	16	-5

FASTEST LAP

43	R		Archie CLARK	GBR	Elite Motorsport	15	1:12.585			81.36 mph		130.93 kph
90			Chase FERNANDEZ	GBR	R Racing	3	1:12.845			81.07 mph		130.47 kph

Comments: Car 75 - 10 second penalty - False start
 Cars 23 & 45 - 5 second penalty - Track limits
 Cars 23 & 45 - 10 second penalty - Track limits
 Car 28 - 4 place position penalty (3 points added to race result)

Weather / Track : Bright / Dry

These results are provisional until the conclusion of any judicial and technical matters.

Date: 17/08/2024 Start: 14:42 Finish: 15:02
 Silverstone National: 1.6404 miles

Clerk Of Course: Paul Levitt	Stewards:	Timekeeper: Sarah Evans	
------------------------------	-----------	-------------------------	--

Results can be found at www.tsl-timing.com

Printed - 17:23 Saturday, 17 August 2024

Ginetta Junior Championship

RACE 4 - LAP CHART

LAP 1 @ 14:43:21.421			LAP 2 @ 14:44:34.690			LAP 3 @ 14:45:47.740			LAP 4 @ 14:47:00.604			LAP 5 @ 14:48:13.691		
NO	BEHIND	LAP TIME	NO	BEHIND	LAP TIME	NO	BEHIND	LAP TIME	NO	BEHIND	LAP TIME	NO	BEHIND	LAP TIME
90		1:15.714	25		1:13.090	25		1:13.050	25		1:12.864	25		1:13.087
25	0.179	1:15.893	90	0.322	1:13.591	90	0.117	1:12.845	90	0.147	1:12.894	90	0.186	1:13.126
35	0.288	1:16.002	35	0.327	1:13.308	35	0.776	1:13.499	35	1.194	1:13.282	35	1.272	1:13.165
27	0.449	1:16.163	27	0.686	1:13.506	27	1.688	1:14.052	50	2.723	1:13.518	50	2.949	1:13.313
67	0.837	1:16.551	70	0.818	1:13.133	67	1.885	1:13.788	67	2.865	1:13.844	67	3.235	1:13.457
70	0.954	1:16.668	67	1.147	1:13.579	50	2.069	1:13.824	27	3.044	1:14.220	26	4.328	1:14.069
50	1.207	1:16.921	50	1.295	1:13.357	70	2.569	1:14.801	70	3.225	1:13.520	27	4.720	1:14.763
26	1.368	1:17.082	43	1.612	1:13.123	43	2.804	1:14.242	26	3.346	1:13.390	43	4.853	1:14.388
43	1.758	1:17.472	26	1.622	1:13.523	26	2.820	1:14.248	43	3.552	1:13.612	53	4.908	1:13.891
11	1.995	1:17.709	11	1.922	1:13.196	11	2.945	1:14.073	11	3.913	1:13.832	70	5.194	1:15.056
18	2.390	1:18.104	18	2.702	1:13.581	53	3.152	1:13.351	53	4.104	1:13.816	11	5.456	1:14.630
53	2.631	1:18.345	53	2.851	1:13.489	5	3.887	1:13.796	5	4.413	1:13.390	18	5.964	1:14.253
5	2.877	1:18.591	5	3.141	1:13.533	18	4.244	1:14.592	18	4.798	1:13.418	75	6.048	1:13.891
75	3.341	1:19.055	75	3.581	1:13.509	75	4.448	1:13.917	75	5.244	1:13.660	5	6.404	1:15.078
31	4.056	1:19.770	31	4.417	1:13.630	31	5.280	1:13.913	31	6.310	1:13.894	31	7.199	1:13.976
28	4.394	1:20.108	28	4.942	1:13.817	28	6.662	1:14.770	28	8.486	1:14.688	28	10.949	1:15.550
20	4.489	1:20.203	74	5.663	1:14.440	74	7.569	1:14.956	20	8.730	1:13.976	4	11.023	1:15.098
74	4.492	1:20.206	4	5.936	1:14.311	4	7.574	1:14.688	4	9.012	1:14.302	20	11.055	1:15.412
4	4.894	1:20.608	20	5.992	1:14.772	20	7.618	1:14.676	74	9.204	1:14.499	23	11.415	1:15.052
45	6.350	1:22.064	23	7.549	1:14.281	23	8.426	1:13.927	23	9.450	1:13.888	74	11.862	1:15.745
23	6.537	1:22.251	45	8.054	1:14.973	45	9.276	1:14.272	45	10.890	1:14.478	45	12.306	1:14.503

Ginetta Junior Championship

RACE 4 - LAP CHART

LAP 6 @ 14:49:26.601			LAP 7 @ 14:50:39.507			LAP 8 @ 14:51:52.359			LAP 9 @ 14:53:05.541			LAP 10 @ 14:54:19.256		
NO	BEHIND	LAP TIME	NO	BEHIND	LAP TIME	NO	BEHIND	LAP TIME	NO	BEHIND	LAP TIME	NO	BEHIND	LAP TIME
25		1:12.910	25		1:12.906	25		1:12.852	25		1:13.182	90		1:13.578
90	0.188	1:12.912	90	0.162	1:12.880	90	0.316	1:13.006	90	0.137	1:13.003	25	0.185	1:13.900
35	1.251	1:12.889	35	1.115	1:12.770	35	0.925	1:12.662	35	0.391	1:12.648	35	0.335	1:13.659
50	2.972	1:12.933	67	3.456	1:13.104	67	3.802	1:13.198	67	3.695	1:13.075	67	2.938	1:12.958
67	3.258	1:12.933	50	3.575	1:13.509	50	3.941	1:13.218	50	3.826	1:13.067	50	3.121	1:13.010
26	4.448	1:13.030	27	5.117	1:13.147	27	5.291	1:13.026	27	5.037	1:12.928	27	4.309	1:12.987
27	4.876	1:13.066	26	5.262	1:13.720	26	5.480	1:13.070	43	5.533	1:12.860	43	4.675	1:12.857
43	5.464	1:13.521	43	5.554	1:12.996	43	5.855	1:13.153	26	5.730	1:13.432	26	4.961	1:12.946
53	5.734	1:13.736	53	5.830	1:13.002	53	6.041	1:13.063	53	6.128	1:13.269	53	5.581	1:13.168
11	6.256	1:13.710	11	6.812	1:13.462	11	7.832	1:13.872	11	8.129	1:13.479	11	7.690	1:13.276
70	6.609	1:14.325	70	7.143	1:13.440	70	8.056	1:13.765	70	8.566	1:13.692	5	9.124	1:14.045
75	7.223	1:14.085	5	8.219	1:13.768	5	8.564	1:13.197	5	8.794	1:13.412	70	9.309	1:14.458
5	7.357	1:13.863	75	8.462	1:14.145	75	8.952	1:13.342	75	9.325	1:13.555	75	9.552	1:13.942
31	8.002	1:13.713	31	8.773	1:13.677	31	9.637	1:13.716	31	10.297	1:13.842	31	10.300	1:13.718
18	8.761	1:15.707	18	10.125	1:14.270	18	10.968	1:13.695	18	11.379	1:13.593	18	11.175	1:13.511
4	13.201	1:15.088	4	15.131	1:14.836	20	17.494	1:14.751	20	18.499	1:14.187	20	18.883	1:14.099
20	13.388	1:15.243	23	15.206	1:14.557	23	17.623	1:15.269	28	19.335	1:14.827	28	19.868	1:14.248
23	13.555	1:15.050	20	15.595	1:15.113	28	17.690	1:14.492	4	19.741	1:14.728	4	20.500	1:14.474
45	14.122	1:14.726	28	16.050	1:14.783	45	18.099	1:14.523	23	19.785	1:15.344	23	20.840	1:14.770
28	14.173	1:16.134	45	16.428	1:15.212	4	18.195	1:15.916	45	19.905	1:14.988	45	21.304	1:15.114
74	16.006	1:17.054	74	33.311	1:30.211 P				74	1 Lap	2:24.025	74	1 Lap	1:14.310

Ginetta Junior Championship

RACE 4 - LAP CHART

LAP 11 @ 14:55:34.016			LAP 12 @ 14:56:48.155			LAP 13 @ 14:58:02.213			LAP 14 @ 14:59:16.780			LAP 15 @ 15:00:30.358		
NO	BEHIND	LAP TIME	NO	BEHIND	LAP TIME	NO	BEHIND	LAP TIME	NO	BEHIND	LAP TIME	NO	BEHIND	LAP TIME
25		1:14.575	35		1:13.987	35		1:14.058	25		1:14.317	25		1:13.578
35	0.152	1:14.577	25	0.100	1:14.239	90	0.018	1:13.720	50	0.235	1:14.671	50	0.282	1:13.625
90	0.299	1:15.059	67	0.244	1:13.089	50	0.131	1:13.655	90	0.443	1:14.992	90	0.526	1:13.661
67	1.294	1:13.116	90	0.356	1:14.196	25	0.250	1:14.208	35	0.479	1:15.046	35	0.806	1:13.905
50	1.444	1:13.083	50	0.534	1:13.229	67	0.603	1:14.417	26	1.824	1:14.563	67	1.239	1:12.777
27	2.861	1:13.312	43	2.005	1:13.058	43	1.082	1:13.135	67	2.040	1:16.004	26	1.358	1:13.112
43	3.086	1:13.171	27	2.148	1:13.426	27	1.301	1:13.211	53	2.695	1:15.314	53	1.967	1:12.850
26	3.425	1:13.224	26	2.327	1:13.041	26	1.828	1:13.559	11	3.020	1:13.295	11	2.257	1:12.815
53	4.175	1:13.354	53	3.039	1:13.003	53	1.948	1:12.967	43	5.207	1:18.692	43	4.214	1:12.585
11	6.289	1:13.359	11	5.182	1:13.032	11	4.292	1:13.168	5	6.031	1:13.600	5	5.710	1:13.257
5	8.123	1:13.759	5	7.407	1:13.423	5	6.998	1:13.649	70	6.357	1:13.703	70	5.989	1:13.210
70	8.457	1:13.908	70	7.728	1:13.410	70	7.221	1:13.551	75	6.597	1:13.602	75	6.303	1:13.284
75	8.631	1:13.839	75	7.997	1:13.505	75	7.562	1:13.623	31	7.150	1:13.605	31	6.841	1:13.269
31	9.219	1:13.679	31	8.677	1:13.597	31	8.112	1:13.493	18	7.971	1:13.577	18	7.800	1:13.407
18	10.139	1:13.724	18	9.433	1:13.433	18	8.961	1:13.586	27	12.111	1:25.377	27	11.809	1:13.276
20	18.007	1:13.884	20	17.743	1:13.875	20	17.572	1:13.887	20	17.338	1:14.333	20	17.667	1:13.907
28	19.161	1:14.053	4	19.262	1:13.712	28	19.625	1:14.291	23	19.215	1:13.942	28	19.588	1:13.592
4	19.689	1:13.949	28	19.392	1:14.370	23	19.840	1:14.265	28	19.574	1:14.516	4	20.293	1:13.956
23	19.931	1:13.851	23	19.633	1:13.841	4	20.560	1:15.356	4	19.915	1:13.922	45	24.286	1:17.018
45	20.580	1:14.036	45	20.803	1:14.362	45	21.231	1:14.486	45	20.846	1:14.182	23	29.754	1:24.117
74	1 Lap	1:15.449	74	1 Lap	1:14.448	74	1 Lap	1:14.476	74	1 Lap	1:14.325	74	1 Lap	1:14.132

Ginetta Junior Championship

RACE 4 - LAP CHART

LAP 16 @ 15:01:43.431			LAP 17 @ 15:02:56.901		
NO	BEHIND	LAP TIME	NO	BEHIND	LAP TIME
25		1:13.073	25		1:13.470
50	0.169	1:12.960	50	0.197	1:13.498
35	1.097	1:13.364	35	0.984	1:13.357
67	1.276	1:13.110	67	1.122	1:13.316
26	1.471	1:13.186	26	1.306	1:13.305
53	1.792	1:12.898	53	1.637	1:13.315
11	2.132	1:12.948	11	1.844	1:13.182
43	3.776	1:12.635	43	2.975	1:12.669
5	6.158	1:13.521	5	6.535	1:13.847
70	6.372	1:13.456	70	6.774	1:13.872
75	6.554	1:13.324	31	7.229	1:13.678
31	7.021	1:13.253	75	7.416	1:14.332
18	7.994	1:13.267	18	8.075	1:13.551
27	11.616	1:12.880	27	11.413	1:13.267
90	13.684	1:26.231	20	19.407	1:14.222
20	18.655	1:14.061	28	21.236	1:14.022
28	20.684	1:14.169	4	21.551	1:13.712
4	21.309	1:14.089	45	26.631	1:14.676
45	25.425	1:14.212	90	30.948	1:30.734
23	31.262	1:14.581	23	32.151	1:14.359
74	1 Lap	1:14.197	74	1 Lap	1:13.949

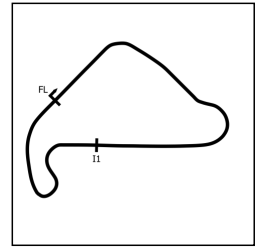
Ginetta Junior Championship

RACE 4 - POSITION CHART

No	Name	Lap Pos	1	2	3	4	5	6	7	8	9	10	11	12	13	14	15	16	17
			90	FERNANDEZ	1	90	25	25	25	25	25	25	25	25	90	25	35	35	25
35	PHELPS	2	25	90	90	90	90	90	90	90	90	25	35	25	90	50	50	50	50
25	JEFF-HALL	3	35	35	35	35	35	35	35	35	35	90	67	50	90	90	35	35	
27	SLATER	4	27	27	27	50	50	50	67	67	67	67	67	90	25	35	35	67	67
67	SAETER	5	67	70	67	67	67	67	50	50	50	50	50	50	67	26	67	26	26
70	PETERS (F)	6	70	67	50	27	26	26	27	27	27	27	27	43	43	67	26	53	53
50	HART	7	50	50	70	70	27	27	26	26	43	43	43	27	27	53	53	11	11
43	CLARK	8	26	43	43	26	43	43	43	43	26	26	26	26	26	11	11	43	43
26	JOSLYN	9	43	26	26	43	53	53	53	53	53	53	53	53	53	43	43	5	5
11	DAN	10	11	11	11	11	70	11	11	11	11	11	11	11	11	5	5	70	70
18	BYRNE (F)	11	18	18	53	53	11	70	70	70	70	5	5	5	5	70	70	75	31
53	CARNEY	12	53	53	5	5	18	75	5	5	5	70	70	70	70	75	75	31	75
5	INGRAM HILL	13	5	5	18	18	75	5	75	75	75	75	75	75	75	31	31	18	18
75	CRONIN	14	75	75	75	75	5	31	31	31	31	31	31	31	31	18	18	27	27
20	MABUNDA (F)	15	31	31	31	31	31	18	18	18	18	18	18	18	18	27	27	90	20
74	DAVIES (F)	16	28	28	28	28	28	4	4	20	20	20	20	20	20	20	20	20	28
31	LIVESEY	17	20	74	74	20	4	20	23	23	28	28	28	4	28	23	28	28	4
28	MOSS	18	74	4	4	4	20	23	20	28	4	4	4	28	23	28	4	4	45
45	ROBINSON (F)	19	4	20	20	74	23	45	28	45	23	23	23	23	4	4	45	45	90
4	ELLIS (F)	20	45	23	23	23	74	28	45	4	45	45	45	45	45	45	23	23	23
23	MIALL	21	23	45	45	45	45	74	74	74	74	74	74	74	74	74	74	74	74

Ginetta Junior Championship

RACE 4 - SECTOR ANALYSIS



SECTOR 1 = FL to I1, SECTOR 2 = I1 to FL, DIFF = Difference To Personal Best Lap, P = Crossed Finish Line in Pit Lane, D = Time Disallowed

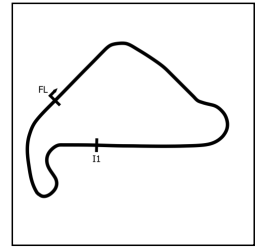
P1 25 R		Ethan JEFF-HALL		R Racing		
IDEAL LAP TIME : 1:12.634		BEST LAP TIME : 1:12.852		DIFFERENCE : 0.218		
LAP	SECTOR 1	SECTOR 2	LAP TIME	MPH	DIFF	TIME OF DAY
1 -		29.619	1:15.893	77.81	3.041	14:43:21.600
2 -	43.285	29.805	1:13.090	80.79	0.238	14:44:34.690
3 -	43.499	29.551	1:13.050	80.84	0.198	14:45:47.740
4 -	43.156	29.708	1:12.864 (2)	81.05	0.012	14:47:00.604
5 -	43.268	29.819	1:13.087	80.80	0.235	14:48:13.691
6 -	43.341	29.569	1:12.910	80.99	0.058	14:49:26.601
7 -	43.330	29.576	1:12.906 (3)	81.00	0.054	14:50:39.507
8 -	43.277	29.575	1:12.852 (1)	81.06		14:51:52.359
9 -	43.323	29.859	1:13.182	80.69	0.330	14:53:05.541
10 -	44.007	29.893	1:13.900	79.91	1.048	14:54:19.441
11 -	44.746	29.829	1:14.575	79.19	1.723	14:55:34.016
12 -	44.260	29.979	1:14.239	79.54	1.387	14:56:48.255
13 -	44.228	29.980	1:14.208	79.58	1.356	14:58:02.463
14 -	44.599	29.718	1:14.317	79.46	1.465	14:59:16.780
15 -	44.100	29.478	1:13.578	80.26	0.726	15:00:30.358
16 -	43.469	29.604	1:13.073	80.81	0.221	15:01:43.431
17 -	43.903	29.567	1:13.470	80.38	0.618	15:02:56.901

P2 50		Charlie HART		Elite Motorsport		
IDEAL LAP TIME : 1:12.807		BEST LAP TIME : 1:12.933		DIFFERENCE : 0.126		
LAP	SECTOR 1	SECTOR 2	LAP TIME	MPH	DIFF	TIME OF DAY
1 -		29.931	1:16.921	76.77	3.988	14:43:22.628
2 -	43.451	29.906	1:13.357	80.50	0.424	14:44:35.985
3 -	43.805	30.019	1:13.824	79.99	0.891	14:45:49.809
4 -	43.363	30.155	1:13.518	80.32	0.585	14:47:03.327
5 -	43.620	29.693	1:13.313	80.55	0.380	14:48:16.640
6 -	43.381	29.552	1:12.933 (1)	80.97		14:49:29.573
7 -	43.382	30.127	1:13.509	80.33	0.576	14:50:43.082
8 -	43.371	29.847	1:13.218	80.65	0.285	14:51:56.300
9 -	43.255	29.812	1:13.067	80.82	0.134	14:53:09.367
10 -	43.278	29.732	1:13.010 (3)	80.88	0.077	14:54:22.377
11 -	43.397	29.686	1:13.083	80.80	0.150	14:55:35.460
12 -	43.357	29.872	1:13.229	80.64	0.296	14:56:48.689
13 -	43.795	29.860	1:13.655	80.18	0.722	14:58:02.344
14 -	44.598	30.073	1:14.671	79.08	1.738	14:59:17.015
15 -	43.954	29.671	1:13.625	80.21	0.692	15:00:30.640
16 -	43.339	29.621	1:12.960 (2)	80.94	0.027	15:01:43.600
17 -	43.855	29.643	1:13.498	80.35	0.565	15:02:57.098

P3 35 R		Isaac PHELPS		Elite Motorsport		
IDEAL LAP TIME : 1:12.511		BEST LAP TIME : 1:12.648		DIFFERENCE : 0.137		
LAP	SECTOR 1	SECTOR 2	LAP TIME	MPH	DIFF	TIME OF DAY
1 -		30.029	1:16.002	77.70	3.354	14:43:21.709
2 -	43.323	29.985	1:13.308	80.55	0.660	14:44:35.017
3 -	43.530	29.969	1:13.499	80.35	0.851	14:45:48.516
4 -	43.594	29.688	1:13.282	80.58	0.634	14:47:01.798
5 -	43.531	29.634	1:13.165	80.71	0.517	14:48:14.963
6 -	43.342	29.547	1:12.889	81.02	0.241	14:49:27.852
7 -	43.244	29.526	1:12.770 (3)	81.15	0.122	14:50:40.622
8 -	43.233	29.429	1:12.662 (2)	81.27	0.014	14:51:53.284
9 -	43.082	29.566	1:12.648 (1)	81.29		14:53:05.932
10 -	43.537	30.122	1:13.659	80.17	1.011	14:54:19.591
11 -	44.459	30.118	1:14.577	79.18	1.929	14:55:34.168
12 -	44.017	29.970	1:13.987	79.82	1.339	14:56:48.155
13 -	43.824	30.234	1:14.058	79.74	1.410	14:58:02.213
14 -	44.766	30.280	1:15.046	78.69	2.398	14:59:17.259
15 -	44.077	29.828	1:13.905	79.90	1.257	15:00:31.164
16 -	43.706	29.658	1:13.364	80.49	0.716	15:01:44.528
17 -	43.434	29.923	1:13.357	80.50	0.709	15:02:57.885

Ginetta Junior Championship

RACE 4 - SECTOR ANALYSIS



SECTOR 1 = FL to I1, SECTOR 2 = I1 to FL, DIFF = Difference To Personal Best Lap, P = Crossed Finish Line in Pit Lane, D = Time Disallowed

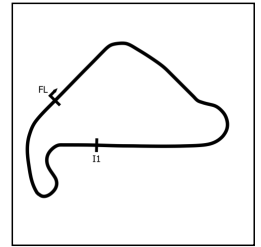
P4 67 R		Marcus SAETER		R Racing		
IDEAL LAP TIME : 1:12.749		BEST LAP TIME : 1:12.777		DIFFERENCE : 0.028		
LAP	SECTOR 1	SECTOR 2	LAP TIME	MPH	DIFF	TIME OF DAY
1 -		30.008	1:16.551	77.14	3.774	14:43:22.258
2 -	43.837	29.742	1:13.579	80.26	0.802	14:44:35.837
3 -	43.728	30.060	1:13.788	80.03	1.011	14:45:49.625
4 -	43.464	30.380	1:13.844	79.97	1.067	14:47:03.469
5 -	43.557	29.900	1:13.457	80.39	0.680	14:48:16.926
6 -	43.224	29.709	1:12.933 (2)	80.97	0.156	14:49:29.859
7 -	43.212	29.892	1:13.104	80.78	0.327	14:50:42.963
8 -	43.405	29.793	1:13.198	80.68	0.421	14:51:56.161
9 -	43.223	29.852	1:13.075	80.81	0.298	14:53:09.236
10 -	43.264	29.694	1:12.958 (3)	80.94	0.181	14:54:22.194
11 -	43.458	29.658	1:13.116	80.77	0.339	14:55:35.310
12 -	43.135	29.954	1:13.089	80.80	0.312	14:56:48.399
13 -	44.201	30.216	1:14.417	79.35	1.640	14:58:02.816
14 -	46.226	29.778	1:16.004	77.70	3.227	14:59:18.820
15 -	43.091	29.686	1:12.777 (1)	81.14		15:00:31.597
16 -	43.247	29.863	1:13.110	80.77	0.333	15:01:44.707
17 -	43.410	29.906	1:13.316	80.55	0.539	15:02:58.023

P5 26		Henry JOSLYN		Preptech UK		
IDEAL LAP TIME : 1:12.797		BEST LAP TIME : 1:12.946		DIFFERENCE : 0.149		
LAP	SECTOR 1	SECTOR 2	LAP TIME	MPH	DIFF	TIME OF DAY
1 -		29.553	1:17.082	76.61	4.136	14:43:22.789
2 -	43.578	29.945	1:13.523	80.32	0.577	14:44:36.312
3 -	43.829	30.419	1:14.248	79.53	1.302	14:45:50.560
4 -	43.544	29.846	1:13.390	80.46	0.444	14:47:03.950
5 -	44.356	29.713	1:14.069	79.73	1.123	14:48:18.019
6 -	43.539	29.491	1:13.030 (2)	80.86	0.084	14:49:31.049
7 -	43.614	30.106	1:13.720	80.10	0.774	14:50:44.769
8 -	43.306	29.764	1:13.070	80.82	0.124	14:51:57.839
9 -	43.489	29.943	1:13.432	80.42	0.486	14:53:11.271
10 -	43.363	29.583	1:12.946 (1)	80.95		14:54:24.217
11 -	43.448	29.776	1:13.224	80.65	0.278	14:55:37.441
12 -	43.513	29.528	1:13.041 (3)	80.85	0.095	14:56:50.482
13 -	43.693	29.866	1:13.559	80.28	0.613	14:58:04.041
14 -	44.993	29.570	1:14.563	79.20	1.617	14:59:18.604
15 -	43.424	29.688	1:13.112	80.77	0.166	15:00:31.716
16 -	43.486	29.700	1:13.186	80.69	0.240	15:01:44.902
17 -	43.417	29.888	1:13.305	80.56	0.359	15:02:58.207

P6 53 R		Ethan CARNEY		Preptech UK		
IDEAL LAP TIME : 1:12.693		BEST LAP TIME : 1:12.850		DIFFERENCE : 0.157		
LAP	SECTOR 1	SECTOR 2	LAP TIME	MPH	DIFF	TIME OF DAY
1 -		29.759	1:18.345	75.38	5.495	14:43:24.052
2 -	43.988	29.501	1:13.489	80.36	0.639	14:44:37.541
3 -	43.682	29.669	1:13.351	80.51	0.501	14:45:50.892
4 -	43.765	30.051	1:13.816	80.00	0.966	14:47:04.708
5 -	43.965	29.926	1:13.891	79.92	1.041	14:48:18.599
6 -	43.955	29.781	1:13.736	80.09	0.886	14:49:32.335
7 -	43.299	29.703	1:13.002	80.89	0.152	14:50:45.337
8 -	43.341	29.722	1:13.063	80.82	0.213	14:51:58.400
9 -	43.416	29.853	1:13.269	80.60	0.419	14:53:11.669
10 -	43.399	29.769	1:13.168	80.71	0.318	14:54:24.837
11 -	43.642	29.712	1:13.354	80.50	0.504	14:55:38.191
12 -	43.354	29.649	1:13.003	80.89	0.153	14:56:51.194
13 -	43.251	29.716	1:12.967 (3)	80.93	0.117	14:58:04.161
14 -	45.794	29.520	1:15.314	78.41	2.464	14:59:19.475
15 -	43.261	29.589	1:12.850 (1)	81.06		15:00:32.325
16 -	43.192	29.706	1:12.898 (2)	81.01	0.048	15:01:45.223
17 -	43.392	29.923	1:13.315	80.55	0.465	15:02:58.538

Ginetta Junior Championship

RACE 4 - SECTOR ANALYSIS



SECTOR 1 = FL to I1, SECTOR 2 = I1 to FL, DIFF = Difference To Personal Best Lap, P = Crossed Finish Line in Pit Lane, D = Time Disallowed

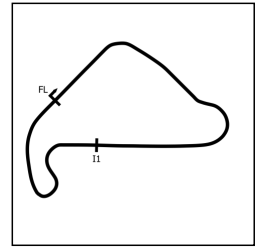
P7 11 R		Ruben DAN		Elite Motorsport		
IDEAL LAP TIME : 1:12.671		BEST LAP TIME : 1:12.815		DIFFERENCE : 0.144		
LAP	SECTOR 1	SECTOR 2	LAP TIME	MPH	DIFF	TIME OF DAY
1 -		29.744	1:17.709	75.99	4.894	14:43:23.416
2 -	43.248	29.948	1:13.196	80.68	0.381	14:44:36.612
3 -	43.865	30.208	1:14.073	79.72	1.258	14:45:50.685
4 -	43.877	29.955	1:13.832	79.98	1.017	14:47:04.517
5 -	44.079	30.551	1:14.630	79.13	1.815	14:48:19.147
6 -	43.785	29.925	1:13.710	80.12	0.895	14:49:32.857
7 -	43.580	29.882	1:13.462	80.39	0.647	14:50:46.319
8 -	44.103	29.769	1:13.872	79.94	1.057	14:52:00.191
9 -	43.677	29.802	1:13.479	80.37	0.664	14:53:13.670
10 -	43.681	29.595	1:13.276	80.59	0.461	14:54:26.946
11 -	43.718	29.641	1:13.359	80.50	0.544	14:55:40.305
12 -	43.506	29.526	1:13.032 (3)	80.86	0.217	14:56:53.337
13 -	43.613	29.555	1:13.168	80.71	0.353	14:58:06.505
14 -	43.826	29.469	1:13.295	80.57	0.480	14:59:19.800
15 -	43.248	29.567	1:12.815 (1)	81.10		15:00:32.615
16 -	43.202	29.746	1:12.948 (2)	80.95	0.133	15:01:45.563
17 -	43.356	29.826	1:13.182	80.69	0.367	15:02:58.745

P8 43 R		Archie CLARK		Elite Motorsport		
IDEAL LAP TIME : 1:12.522		BEST LAP TIME : 1:12.585		DIFFERENCE : 0.063		
LAP	SECTOR 1	SECTOR 2	LAP TIME	MPH	DIFF	TIME OF DAY
1 -		29.914	1:17.472	76.22	4.887	14:43:23.179
2 -	43.301	29.822	1:13.123	80.76	0.538	14:44:36.302
3 -	43.821	30.421	1:14.242	79.54	1.657	14:45:50.544
4 -	43.673	29.939	1:13.612	80.22	1.027	14:47:04.156
5 -	44.282	30.106	1:14.388	79.39	1.803	14:48:18.544
6 -	43.839	29.682	1:13.521	80.32	0.936	14:49:32.065
7 -	43.242	29.754	1:12.996	80.90	0.411	14:50:45.061
8 -	43.192	29.961	1:13.153	80.73	0.568	14:51:58.214
9 -	43.148	29.712	1:12.860	81.05	0.275	14:53:11.074
10 -	43.076	29.781	1:12.857	81.05	0.272	14:54:23.931
11 -	43.218	29.953	1:13.171	80.71	0.586	14:55:37.102
12 -	43.271	29.787	1:13.058	80.83	0.473	14:56:50.160
13 -	43.518	29.617	1:13.135	80.75	0.550	14:58:03.295
14 -	49.064	29.628	1:18.692	75.04	6.107	14:59:21.987
15 -	43.051	29.534	1:12.585 (1)	81.36		15:00:34.572
16 -	42.988	29.647	1:12.635 (2)	81.30	0.050	15:01:47.207
17 -	43.015	29.654	1:12.669 (3)	81.26	0.084	15:02:59.876

P9 5 R		Tom INGRAM HILL		R Racing		
IDEAL LAP TIME : 1:13.057		BEST LAP TIME : 1:13.197		DIFFERENCE : 0.140		
LAP	SECTOR 1	SECTOR 2	LAP TIME	MPH	DIFF	TIME OF DAY
1 -		29.656	1:18.591	75.14	5.394	14:43:24.298
2 -	43.723	29.810	1:13.533	80.31	0.336	14:44:37.831
3 -	43.949	29.847	1:13.796	80.02	0.599	14:45:51.627
4 -	43.562	29.828	1:13.390 (3)	80.46	0.193	14:47:05.017
5 -	43.918	31.160	1:15.078	78.66	1.881	14:48:20.095
6 -	43.925	29.938	1:13.863	79.95	0.666	14:49:33.958
7 -	43.934	29.834	1:13.768	80.05	0.571	14:50:47.726
8 -	43.502	29.695	1:13.197 (1)	80.68		14:52:00.923
9 -	43.416	29.996	1:13.412	80.44	0.215	14:53:14.335
10 -	44.035	30.010	1:14.045	79.75	0.848	14:54:28.380
11 -	43.866	29.893	1:13.759	80.06	0.562	14:55:42.139
12 -	43.630	29.793	1:13.423	80.43	0.226	14:56:55.562
13 -	43.714	29.935	1:13.649	80.18	0.452	14:58:09.211
14 -	43.855	29.745	1:13.600	80.24	0.403	14:59:22.811
15 -	43.401	29.856	1:13.257 (2)	80.61	0.060	15:00:36.068
16 -	43.561	29.960	1:13.521	80.32	0.324	15:01:49.589
17 -	43.812	30.035	1:13.847	79.97	0.650	15:03:03.436

Ginetta Junior Championship

RACE 4 - SECTOR ANALYSIS



SECTOR 1 = FL to I1, SECTOR 2 = I1 to FL, DIFF = Difference To Personal Best Lap, P = Crossed Finish Line in Pit Lane, D = Time Disallowed

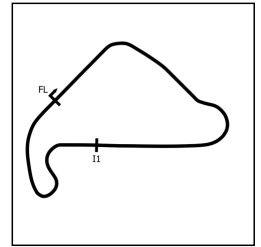
P10 70 R		Jude PETERS (F)		E3 Sport		
IDEAL LAP TIME : 1:13.046		BEST LAP TIME : 1:13.133		DIFFERENCE : 0.087		
LAP	SECTOR 1	SECTOR 2	LAP TIME	MPH	DIFF	TIME OF DAY
1 -		29.994	1:16.668	77.02	3.535	14:43:22.375
2 -	43.323	29.810	1:13.133 (1)	80.75		14:44:35.508
3 -	44.521	30.280	1:14.801	78.95	1.668	14:45:50.309
4 -	43.236	30.284	1:13.520	80.32	0.387	14:47:03.829
5 -	45.017	30.039	1:15.056	78.68	1.923	14:48:18.885
6 -	43.806	30.519	1:14.325	79.45	1.192	14:49:33.210
7 -	43.398	30.042	1:13.440	80.41	0.307	14:50:46.650
8 -	43.715	30.050	1:13.765	80.06	0.632	14:52:00.415
9 -	43.634	30.058	1:13.692	80.13	0.559	14:53:14.107
10 -	44.369	30.089	1:14.458	79.31	1.325	14:54:28.565
11 -	43.818	30.090	1:13.908	79.90	0.775	14:55:42.473
12 -	43.507	29.903	1:13.410 (3)	80.44	0.277	14:56:55.883
13 -	43.686	29.865	1:13.551	80.29	0.418	14:58:09.434
14 -	43.833	29.870	1:13.703	80.12	0.570	14:59:23.137
15 -	43.363	29.847	1:13.210 (2)	80.66	0.077	15:00:36.347
16 -	43.409	30.047	1:13.456	80.39	0.323	15:01:49.803
17 -	43.731	30.141	1:13.872	79.94	0.739	15:03:03.675

P11 31		Felix LIVESEY		MDD Racing		
IDEAL LAP TIME : 1:13.131		BEST LAP TIME : 1:13.253		DIFFERENCE : 0.122		
LAP	SECTOR 1	SECTOR 2	LAP TIME	MPH	DIFF	TIME OF DAY
1 -		30.061	1:19.770	74.03	6.517	14:43:25.477
2 -	43.686	29.944	1:13.630	80.20	0.377	14:44:39.107
3 -	43.835	30.078	1:13.913	79.90	0.660	14:45:53.020
4 -	43.919	29.975	1:13.894	79.92	0.641	14:47:06.914
5 -	43.992	29.984	1:13.976	79.83	0.723	14:48:20.890
6 -	43.633	30.080	1:13.713	80.11	0.460	14:49:34.603
7 -	43.803	29.874	1:13.677	80.15	0.424	14:50:48.280
8 -	43.694	30.022	1:13.716	80.11	0.463	14:52:01.996
9 -	43.755	30.087	1:13.842	79.97	0.589	14:53:15.838
10 -	43.759	29.959	1:13.718	80.11	0.465	14:54:29.556
11 -	43.794	29.885	1:13.679	80.15	0.426	14:55:43.235
12 -	43.690	29.907	1:13.597	80.24	0.344	14:56:56.832
13 -	43.607	29.886	1:13.493 (3)	80.35	0.240	14:58:10.325
14 -	43.812	29.793	1:13.605	80.23	0.352	14:59:23.930
15 -	43.434	29.835	1:13.269 (2)	80.60	0.016	15:00:37.199
16 -	43.338	29.915	1:13.253 (1)	80.62		15:01:50.452
17 -	43.587	30.091	1:13.678	80.15	0.425	15:03:04.130

P12 18 R		Torrin BYRNE (F)		Pace Performance		
IDEAL LAP TIME : 1:13.090		BEST LAP TIME : 1:13.267		DIFFERENCE : 0.177		
LAP	SECTOR 1	SECTOR 2	LAP TIME	MPH	DIFF	TIME OF DAY
1 -		29.620	1:18.104	75.61	4.837	14:43:23.811
2 -	43.643	29.938	1:13.581	80.26	0.314	14:44:37.392
3 -	44.382	30.210	1:14.592	79.17	1.325	14:45:51.984
4 -	43.470	29.948	1:13.418 (3)	80.43	0.151	14:47:05.402
5 -	43.958	30.295	1:14.253	79.53	0.986	14:48:19.655
6 -	44.544	31.163	1:15.707	78.00	2.440	14:49:35.362
7 -	44.425	29.845	1:14.270	79.51	1.003	14:50:49.632
8 -	43.764	29.931	1:13.695	80.13	0.428	14:52:03.327
9 -	43.808	29.785	1:13.593	80.24	0.326	14:53:16.920
10 -	43.666	29.845	1:13.511	80.33	0.244	14:54:30.431
11 -	43.862	29.862	1:13.724	80.10	0.457	14:55:44.155
12 -	43.684	29.749	1:13.433	80.42	0.166	14:56:57.588
13 -	43.641	29.945	1:13.586	80.25	0.319	14:58:11.174
14 -	43.942	29.635	1:13.577	80.26	0.310	14:59:24.751
15 -	43.502	29.905	1:13.407 (2)	80.45	0.140	15:00:38.158
16 -	43.541	29.726	1:13.267 (1)	80.60		15:01:51.425
17 -	43.630	29.921	1:13.551	80.29	0.284	15:03:04.976

Ginetta Junior Championship

RACE 4 - SECTOR ANALYSIS



SECTOR 1 = FL to I1, SECTOR 2 = I1 to FL, DIFF = Difference To Personal Best Lap, P = Crossed Finish Line in Pit Lane, D = Time Disallowed

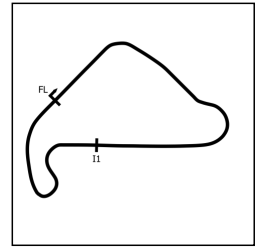
P13 27 R		Alfie SLATER		R Racing		
IDEAL LAP TIME : 1:12.674		BEST LAP TIME : 1:12.880		DIFFERENCE : 0.206		
LAP	SECTOR 1	SECTOR 2	LAP TIME	MPH	DIFF	TIME OF DAY
1 -		29.709	1:16.163	77.53	3.283	14:43:21.870
2 -	43.666	29.840	1:13.506	80.34	0.626	14:44:35.376
3 -	44.059	29.993	1:14.052	79.75	1.172	14:45:49.428
4 -	43.867	30.353	1:14.220	79.56	1.340	14:47:03.648
5 -	44.762	30.001	1:14.763	78.99	1.883	14:48:18.411
6 -	43.444	29.622	1:13.066	80.82	0.186	14:49:31.477
7 -	43.278	29.869	1:13.147	80.73	0.267	14:50:44.624
8 -	43.300	29.726	1:13.026	80.87	0.146	14:51:57.650
9 -	43.189	29.739	1:12.928 (2)	80.97	0.048	14:53:10.578
10 -	43.204	29.783	1:12.987 (3)	80.91	0.107	14:54:23.565
11 -	43.470	29.842	1:13.312	80.55	0.432	14:55:36.877
12 -	43.377	30.049	1:13.426	80.43	0.546	14:56:50.303
13 -	43.519	29.692	1:13.211	80.66	0.331	14:58:03.514
14 -	55.489	29.888	1:25.377	69.17	12.497	14:59:28.891
15 -	43.502	29.774	1:13.276	80.59	0.396	15:00:42.167
16 -	43.052	29.828	1:12.880 (1)	81.03		15:01:55.047
17 -	43.437	29.830	1:13.267	80.60	0.387	15:03:08.314

P14 75 R		Colin CRONIN		Fox Motorsport		
IDEAL LAP TIME : 1:13.185		BEST LAP TIME : 1:13.284		DIFFERENCE : 0.099		
LAP	SECTOR 1	SECTOR 2	LAP TIME	MPH	DIFF	TIME OF DAY
1 -		29.894	1:19.055	74.70	5.771	14:43:24.762
2 -	43.726	29.783	1:13.509	80.33	0.225	14:44:38.271
3 -	43.830	30.087	1:13.917	79.89	0.633	14:45:52.188
4 -	43.683	29.977	1:13.660	80.17	0.376	14:47:05.848
5 -	43.733	30.158	1:13.891	79.92	0.607	14:48:19.739
6 -	44.053	30.032	1:14.085	79.71	0.801	14:49:33.824
7 -	44.224	29.921	1:14.145	79.65	0.861	14:50:47.969
8 -	43.509	29.833	1:13.342 (3)	80.52	0.058	14:52:01.311
9 -	43.705	29.850	1:13.555	80.28	0.271	14:53:14.866
10 -	43.853	30.089	1:13.942	79.86	0.658	14:54:28.808
11 -	43.790	30.049	1:13.839	79.98	0.555	14:55:42.647
12 -	43.580	29.925	1:13.505	80.34	0.221	14:56:56.152
13 -	43.589	30.034	1:13.623	80.21	0.339	14:58:09.775
14 -	43.783	29.819	1:13.602	80.23	0.318	14:59:23.377
15 -	43.458	29.826	1:13.284 (1)	80.58		15:00:36.661
16 -	43.402	29.922	1:13.324 (2)	80.54	0.040	15:01:49.985
17 -	43.830	30.502	1:14.332	79.44	1.048	15:03:04.317

P15 20 R		Ntiyiso MABUNDA (F)		Pace Performance		
IDEAL LAP TIME : 1:13.702		BEST LAP TIME : 1:13.875		DIFFERENCE : 0.173		
LAP	SECTOR 1	SECTOR 2	LAP TIME	MPH	DIFF	TIME OF DAY
1 -		30.852	1:20.203	73.63	6.328	14:43:25.910
2 -	44.590	30.182	1:14.772	78.98	0.897	14:44:40.682
3 -	44.102	30.574	1:14.676	79.08	0.801	14:45:55.358
4 -	43.909	30.067	1:13.976	79.83	0.101	14:47:09.334
5 -	44.163	31.249	1:15.412	78.31	1.537	14:48:24.746
6 -	44.919	30.324	1:15.243	78.48	1.368	14:49:39.989
7 -	44.983	30.130	1:15.113	78.62	1.238	14:50:55.102
8 -	44.341	30.410	1:14.751	79.00	0.876	14:52:09.853
9 -	44.182	30.005	1:14.187	79.60	0.312	14:53:24.040
10 -	44.095	30.004	1:14.099	79.69	0.224	14:54:38.139
11 -	43.946	29.938	1:13.884 (2)	79.93	0.009	14:55:52.023
12 -	44.011	29.864	1:13.875 (1)	79.94		14:57:05.898
13 -	43.940	29.947	1:13.887 (3)	79.92	0.012	14:58:19.785
14 -	44.317	30.016	1:14.333	79.44	0.458	14:59:34.118
15 -	43.981	29.926	1:13.907	79.90	0.032	15:00:48.025
16 -	43.838	30.223	1:14.061	79.74	0.186	15:02:02.086
17 -	44.112	30.110	1:14.222	79.56	0.347	15:03:16.308

Ginetta Junior Championship

RACE 4 - SECTOR ANALYSIS



SECTOR 1 = FL to I1, SECTOR 2 = I1 to FL, DIFF = Difference To Personal Best Lap, P = Crossed Finish Line in Pit Lane, D = Time Disallowed

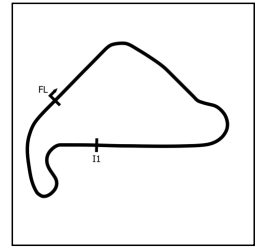
P16 28		Harry MOSS		R Racing		
IDEAL LAP TIME : 1:13.403		BEST LAP TIME : 1:13.592		DIFFERENCE : 0.189		
LAP	SECTOR 1	SECTOR 2	LAP TIME	MPH	DIFF	TIME OF DAY
1 -		30.224	1:20.108	73.72	6.516	14:43:25.815
2 -	43.821	29.996	1:13.817 (2)	80.00	0.225	14:44:39.632
3 -	44.461	30.309	1:14.770	78.98	1.178	14:45:54.402
4 -	44.574	30.114	1:14.688	79.07	1.096	14:47:09.090
5 -	44.303	31.247	1:15.550	78.16	1.958	14:48:24.640
6 -	45.103	31.031	1:16.134	77.56	2.542	14:49:40.774
7 -	44.903	29.880	1:14.783	78.97	1.191	14:50:55.557
8 -	43.963	30.529	1:14.492	79.27	0.900	14:52:10.049
9 -	44.524	30.303	1:14.827	78.92	1.235	14:53:24.876
10 -	44.161	30.087	1:14.248	79.53	0.656	14:54:39.124
11 -	43.983	30.070	1:14.053	79.74	0.461	14:55:53.177
12 -	44.145	30.225	1:14.370	79.40	0.778	14:57:07.547
13 -	44.414	29.877	1:14.291	79.49	0.699	14:58:21.838
14 -	44.636	29.880	1:14.516	79.25	0.924	14:59:36.354
15 -	43.526	30.066	1:13.592 (1)	80.24		15:00:49.946
16 -	44.091	30.078	1:14.169	79.62	0.577	15:02:04.115
17 -	44.061	29.961	1:14.022 (3)	79.78	0.430	15:03:18.137

P17 4 R		James ELLIS (F)		MDD Racing		
IDEAL LAP TIME : 1:13.486		BEST LAP TIME : 1:13.712		DIFFERENCE : 0.226		
LAP	SECTOR 1	SECTOR 2	LAP TIME	MPH	DIFF	TIME OF DAY
1 -		29.932	1:20.608	73.26	6.896	14:43:26.315
2 -	44.174	30.137	1:14.311	79.47	0.599	14:44:40.626
3 -	44.265	30.423	1:14.688	79.07	0.976	14:45:55.314
4 -	44.243	30.059	1:14.302	79.48	0.590	14:47:09.616
5 -	44.753	30.345	1:15.098	78.63	1.386	14:48:24.714
6 -	44.962	30.126	1:15.088	78.64	1.376	14:49:39.802
7 -	44.751	30.085	1:14.836	78.91	1.124	14:50:54.638
8 -	45.819	30.097	1:15.916	77.79	2.204	14:52:10.554
9 -	44.423	30.305	1:14.728	79.02	1.016	14:53:25.282
10 -	44.674	29.800	1:14.474	79.29	0.762	14:54:39.756
11 -	43.871	30.078	1:13.949	79.86	0.237	14:55:53.705
12 -	43.720	29.992	1:13.712 (1)	80.11		14:57:07.417
13 -	45.489	29.867	1:15.356	78.37	1.644	14:58:22.773
14 -	44.154	29.768	1:13.922 (3)	79.89	0.210	14:59:36.695
15 -	43.957	29.999	1:13.956	79.85	0.244	15:00:50.651
16 -	44.148	29.941	1:14.089	79.71	0.377	15:02:04.740
17 -	43.946	29.766	1:13.712 (1)	80.11		15:03:18.452

P18 90		Chase FERNANDEZ		R Racing		
IDEAL LAP TIME : 1:12.645		BEST LAP TIME : 1:12.845		DIFFERENCE : 0.200		
LAP	SECTOR 1	SECTOR 2	LAP TIME	MPH	DIFF	TIME OF DAY
1 -		29.820	1:15.714	77.99	2.869	14:43:21.421
2 -	43.381	30.210	1:13.591	80.24	0.746	14:44:35.012
3 -	43.266	29.579	1:12.845 (1)	81.07		14:45:47.857
4 -	43.126	29.768	1:12.894 (3)	81.01	0.049	14:47:00.751
5 -	43.330	29.796	1:13.126	80.76	0.281	14:48:13.877
6 -	43.333	29.579	1:12.912	80.99	0.067	14:49:26.789
7 -	43.284	29.596	1:12.880 (2)	81.03	0.035	14:50:39.669
8 -	43.341	29.665	1:13.006	80.89	0.161	14:51:52.675
9 -	43.129	29.874	1:13.003	80.89	0.158	14:53:05.678
10 -	43.690	29.888	1:13.578	80.26	0.733	14:54:19.256
11 -	45.105	29.954	1:15.059	78.68	2.214	14:55:34.315
12 -	44.204	29.992	1:14.196	79.59	1.351	14:56:48.511
13 -	43.601	30.119	1:13.720	80.10	0.875	14:58:02.231
14 -	45.118	29.874	1:14.992	78.75	2.147	14:59:17.223
15 -	44.142	29.519	1:13.661	80.17	0.816	15:00:30.884
16 -	44.754	41.477	1:26.231	68.48	13.386	15:01:57.115
17 -	53.798	36.936	1:30.734	65.08	17.889	15:03:27.849

Ginetta Junior Championship

RACE 4 - SECTOR ANALYSIS



SECTOR 1 = FL to I1, SECTOR 2 = I1 to FL, DIFF = Difference To Personal Best Lap, P = Crossed Finish Line in Pit Lane, D = Time Disallowed

P19 45 R		Jack ROBINSON (F)		Fox Motorsport		
IDEAL LAP TIME : 1:14.001		BEST LAP TIME : 1:14.036		DIFFERENCE : 0.035		
LAP	SECTOR 1	SECTOR 2	LAP TIME	MPH	DIFF	TIME OF DAY
1 -		30.201	1:22.064	71.96	8.028	14:43:27.771
2 -	44.845	30.128	1:14.973	78.77	0.937	14:44:42.744
3 -	44.117	30.155	1:14.272	79.51	0.236	14:45:57.016
4 -	44.285	30.193	1:14.478	79.29	0.442	14:47:11.494
5 -	44.494	30.009	1:14.503	79.26	0.467	14:48:25.997
6 -	44.047	30.679	1:14.726	79.03	0.690	14:49:40.723
7 -	45.107	30.105	1:15.212	78.52	1.176	14:50:55.935
8 -	44.095	30.428	1:14.523	79.24	0.487	14:52:10.458
9 -	44.703	30.285	1:14.988	78.75	0.952	14:53:25.446
10 -	44.928	30.186	1:15.114	78.62	1.078	14:54:40.560
11 -	44.055	29.981	1:14.036 (1)	79.76		14:55:54.596
12 -	44.286	30.076	1:14.362	79.41	0.326	14:57:08.958
13 -	44.020	30.466	1:14.486	79.28	0.450	14:58:23.444
14 -	44.167	30.015	1:14.182 (2)	79.61	0.146	14:59:37.626
15 -	46.560	30.458	1:17.018	76.67	2.982	15:00:54.644
16 -	44.159	30.053	1:14.212 (3)	79.57	0.176	15:02:08.856
17 -	44.386	30.290	1:14.676	79.08	0.640	15:03:23.532

P20 23		Holly MIALL		Fox Motorsport		
IDEAL LAP TIME : 1:13.546		BEST LAP TIME : 1:13.841		DIFFERENCE : 0.295		
LAP	SECTOR 1	SECTOR 2	LAP TIME	MPH	DIFF	TIME OF DAY
1 -		30.321	1:22.251	71.80	8.410	14:43:27.958
2 -	44.333	29.948	1:14.281	79.50	0.440	14:44:42.239
3 -	43.818	30.109	1:13.927	79.88	0.086	14:45:56.166
4 -	43.835	30.053	1:13.888 (3)	79.92	0.047	14:47:10.054
5 -	44.425	30.627	1:15.052	78.68	1.211	14:48:25.106
6 -	44.552	30.498	1:15.050	78.68	1.209	14:49:40.156
7 -	44.517	30.040	1:14.557	79.21	0.716	14:50:54.713
8 -	45.005	30.264	1:15.269	78.46	1.428	14:52:09.982
9 -	44.624	30.720	1:15.344	78.38	1.503	14:53:25.326
10 -	44.760	30.010	1:14.770	78.98	0.929	14:54:40.096
11 -	43.739	30.112	1:13.851 (2)	79.96	0.010	14:55:53.947
12 -	43.688	30.153	1:13.841 (1)	79.97		14:57:07.788
13 -	44.325	29.940	1:14.265	79.52	0.424	14:58:22.053
14 -	44.016	29.926	1:13.942	79.86	0.101	14:59:35.995
15 -	43.620	40.497	1:24.117	70.20	10.276	15:01:00.112
16 -	44.157	30.424	1:14.581	79.18	0.740	15:02:14.693
17 -	43.908	30.451	1:14.359	79.42	0.518	15:03:29.052

P21 74 R		Alfie DAVIES (F)		Preptech UK		
IDEAL LAP TIME : 1:13.843		BEST LAP TIME : 1:13.949		DIFFERENCE : 0.106		
LAP	SECTOR 1	SECTOR 2	LAP TIME	MPH	DIFF	TIME OF DAY
1 -		30.362	1:20.206	73.63	6.257	14:43:25.913
2 -	43.845	30.595	1:14.440	79.33	0.491	14:44:40.353
3 -	44.436	30.520	1:14.956	78.78	1.007	14:45:55.309
4 -	44.501	29.998	1:14.499	79.27	0.550	14:47:09.808
5 -	44.107	31.638	1:15.745	77.96	1.796	14:48:25.553
6 -	44.230	32.824	1:17.054	76.64	3.105	14:49:42.607
7 -	48.553	IN PIT	1:30.211	P 65.46	16.262	14:51:12.818
8 -	OUTLAP	30.294	2:24.025	41.00	1:10.076	14:53:36.843
9 -	44.171	30.139	1:14.310	79.47	0.361	14:54:51.153
10 -	44.524	30.925	1:15.449	78.27	1.500	14:56:06.602
11 -	44.229	30.219	1:14.448	79.32	0.499	14:57:21.050
12 -	44.322	30.154	1:14.476	79.29	0.527	14:58:35.526
13 -	44.233	30.092	1:14.325	79.45	0.376	14:59:49.851
14 -	44.045	30.087	1:14.132 (2)	79.66	0.183	15:01:03.983
15 -	44.018	30.179	1:14.197 (3)	79.59	0.248	15:02:18.180
16 -	43.881	30.068	1:13.949 (1)	79.86		15:03:32.129

Ginetta Junior Championship

RACE 4 - BEST SECTORS

SECTOR 1			SECTOR 2			IDEAL / BEST COMPARISON						
POS	NO	NAME	TIME	NO	NAME	TIME	POS	NO	NAME	IDEAL	BEST	DIFF
									PERFECT LAP	1:12.417		
1	43	CLARK	42.988	35	PHELPS	29.429	1	35	PHELPS	1:12.511	1:12.648	0.137
2	27	SLATER	43.052	11	DAN	29.469	2	43	CLARK	1:12.522	1:12.585	0.063
3	35	PHELPS	43.082	25	JEFF-HALL	29.478	3	25	JEFF-HALL	1:12.634	1:12.852	0.218
4	67	SAETER	43.091	26	JOSLYN	29.491	4	90	FERNANDEZ	1:12.645	1:12.845	0.200
5	90	FERNANDEZ	43.126	53	CARNEY	29.501	5	11	DAN	1:12.671	1:12.815	0.144
6	25	JEFF-HALL	43.156	90	FERNANDEZ	29.519	6	27	SLATER	1:12.674	1:12.880	0.206
7	53	CARNEY	43.192	43	CLARK	29.534	7	53	CARNEY	1:12.693	1:12.850	0.157
8	11	DAN	43.202	50	HART	29.552	8	67	SAETER	1:12.749	1:12.777	0.028
9	70	PETERS (F)	43.236	18	BYRNE (F)	29.620	9	26	JOSLYN	1:12.797	1:12.946	0.149
10	50	HART	43.255	27	SLATER	29.622	10	50	HART	1:12.807	1:12.933	0.126
11	26	JOSLYN	43.306	5	INGRAM HILL	29.656	11	70	PETERS (F)	1:13.046	1:13.133	0.087
12	31	LIVESEY	43.338	67	SAETER	29.658	12	5	INGRAM HILL	1:13.057	1:13.197	0.140
13	5	INGRAM HILL	43.401	4	ELLIS (F)	29.766	13	18	BYRNE (F)	1:13.090	1:13.267	0.177
14	75	CRONIN	43.402	75	CRONIN	29.783	14	31	LIVESEY	1:13.131	1:13.253	0.122
15	18	BYRNE (F)	43.470	31	LIVESEY	29.793	15	75	CRONIN	1:13.185	1:13.284	0.099
16	28	MOSS	43.526	70	PETERS (F)	29.810	16	28	MOSS	1:13.403	1:13.592	0.189
17	23	MIALL	43.620	20	MABUNDA (F)	29.864	17	4	ELLIS (F)	1:13.486	1:13.712	0.226
18	4	ELLIS (F)	43.720	28	MOSS	29.877	18	23	MIALL	1:13.546	1:13.841	0.295
19	20	MABUNDA (F)	43.838	23	MIALL	29.926	19	20	MABUNDA (F)	1:13.702	1:13.875	0.173
20	74	DAVIES (F)	43.845	45	ROBINSON (F)	29.981	20	74	DAVIES (F)	1:13.843	1:13.949	0.106
21	45	ROBINSON (F)	44.020	74	DAVIES (F)	29.998	21	45	ROBINSON (F)	1:14.001	1:14.036	0.035

Ginetta Junior Championship

RACE 4 - STATISTICS

Competitors Started 21
Planned Start 2024-08-17 @ 15:05:00.000
Actual Start 2024-08-17 @ 14:42:05.706
Finish Time 2024-08-17 @ 15:02:54.993
Track Length 1.6404mi.
Total Laps 356
Total Distance Covered 584.0049mi.

Session Fastest Lap History

NO	CL	NAME	LAP TIME	TIME OF DAY	LAP	VEHICLE
90		Chase FERNANDEZ	1:15.714	14:43:21.423	1	R Racing
25	R	Ethan JEFF-HALL	1:13.090	14:44:34.687	2	R Racing
25	R	Ethan JEFF-HALL	1:13.050	14:45:47.737	3	R Racing
90		Chase FERNANDEZ	1:12.845	14:45:47.857	3	R Racing
35	R	Isaac PHELPS	1:12.770	14:50:40.621	7	Elite Motorsport
35	R	Isaac PHELPS	1:12.662	14:51:53.283	8	Elite Motorsport
35	R	Isaac PHELPS	1:12.648	14:53:05.931	9	Elite Motorsport
43	R	Archie CLARK	1:12.585	15:00:34.570	15	Elite Motorsport

Session Leader History

NO	CL	NAME	FROM LAP	LAPS LED	DISTANCE	VEHICLE
90		Chase FERNANDEZ	1	1	1.64 miles	R Racing
25	R	Ethan JEFF-HALL	2	8	13.12 miles	R Racing
90		Chase FERNANDEZ	10	1	1.64 miles	R Racing
25	R	Ethan JEFF-HALL	11	1	1.64 miles	R Racing
35	R	Isaac PHELPS	12	2	3.28 miles	Elite Motorsport
25	R	Ethan JEFF-HALL	14	4	6.56 miles	R Racing

Flag History

TYPE	TIME OF DAY
GREEN	14:42:05.706
FINISH	15:02:54.993

Flag Statistics

TYPE	COUNT	TOTAL LAPS	TOTAL TIME
Green	1	17	22:00.258
Red	0	0	0.000
Safety Car	0	0	0.000
FCY	0	0	0.000

Ginetta Junior Championship

RACE 4 - STATISTICS

CLASS :

6 Starters

Fastest Lap History

NO	NAME	LAP TIME	TIME OF DAY	LAP	VEHICLE
90	Chase FERNANDEZ	1:15.714	14:43:21.423	1	R Racing
90	Chase FERNANDEZ	1:13.591	14:44:35.015	2	R Racing
50	Charlie HART	1:13.357	14:44:35.982	2	Elite Motorsport
90	Chase FERNANDEZ	1:12.845	14:45:47.857	3	R Racing

Leader History

NO	NAME	FROM LAP	LAPS LED	DISTANCE	VEHICLE
90	Chase FERNANDEZ	1	13	21.32 miles	R Racing
50	Charlie HART	14	4	6.56 miles	Elite Motorsport

Ginetta Junior Championship

RACE 4 - STATISTICS

CLASS : R

15 Starters

Fastest Lap History

NO	NAME	LAP TIME	TIME OF DAY	LAP	VEHICLE
25	Ethan JEFF-HALL	1:15.893	14:43:21.597	1	R Racing
25	Ethan JEFF-HALL	1:13.090	14:44:34.687	2	R Racing
25	Ethan JEFF-HALL	1:13.050	14:45:47.737	3	R Racing
25	Ethan JEFF-HALL	1:12.864	14:47:00.601	4	R Racing
35	Isaac PHELPS	1:12.770	14:50:40.621	7	Elite Motorsport
35	Isaac PHELPS	1:12.662	14:51:53.283	8	Elite Motorsport
35	Isaac PHELPS	1:12.648	14:53:05.931	9	Elite Motorsport
43	Archie CLARK	1:12.585	15:00:34.570	15	Elite Motorsport

Leader History

NO	NAME	FROM LAP	LAPS LED	DISTANCE	VEHICLE
25	Ethan JEFF-HALL	1	11	18.04 miles	R Racing
35	Isaac PHELPS	12	2	3.28 miles	Elite Motorsport
25	Ethan JEFF-HALL	14	4	6.56 miles	R Racing

Ginetta Junior Championship

RACE 10 - CLASSIFICATION

Race Distance: 17 Laps / 27.88 miles

POS	NO	CL	PIC	NAME	NAT	ENTRY	LAPS	TIME	GAP	DIFF	MPH	BEST	ON	GRD	↑↓
1	90		1	Chase FERNANDEZ	GBR	R Racing	17	20:41.895			80.84	1:12.372	2	3	2
2	25	R	1	Ethan JEFF-HALL	GBR	R Racing	17	20:42.658	0.763	0.763	80.79	1:12.256	2	1	-1
3	35	R	2	Isaac PHELPS	GBR	Elite Motorsport	17	20:42.681	0.786	0.023	80.79	1:12.466	3	2	-1
4	67	R	3	Marcus SAETER	NOR	R Racing	17	20:44.160	2.265	1.479	80.69	1:12.387	15	6	2
5	50		2	Charlie HART	GBR	Elite Motorsport	17	20:44.467	2.572	0.307	80.67	1:12.425	16	7	2
6	43	R	4	Archie CLARK	GBR	Elite Motorsport	17	20:44.864	2.969	0.397	80.64	1:12.184	15	8	2
7	27	R	5	Alfie SLATER	GBR	R Racing	17	20:45.077	3.182	0.213	80.63	1:12.441	10	4	-3
8	11	R	6	Ruben DAN	AUS	Elite Motorsport	17	20:45.336	3.441	0.259	80.61	1:12.489	16	10	2
9	53	R	7	Ethan CARNEY	USA	Preptech UK	17	20:46.096	4.201	0.760	80.56	1:12.516	8	12	3
10	26*		3	Henry JOSLYN	GBR	Preptech UK	17	20:48.750	6.855	2.654	80.39	1:12.444	15	9	-1
11	5	R	8	Tom INGRAM HILL	GBR	R Racing	17	20:51.673	9.778	2.923	80.20	1:12.741	8	13	2
12	70	R	9	Jude PETERS (F)	GBR	E3 Sport	17	20:53.389	11.494	1.716	80.09	1:12.863	8	5	-7
13	75	R	10	Colin CRONIN	IRL	Fox Motorsport	17	20:53.482	11.587	0.093	80.09	1:12.910	15	14	1
14	31*		4	Felix LIVESEY	GBR	MDD Racing	17	20:56.684	14.789	3.202	79.88	1:12.496	8	19	5
15	23		5	Holly MIALL	GBR	Fox Motorsport	17	20:58.113	16.218	1.429	79.79	1:13.200	11	18	3
16	74	R	11	Alfie DAVIES (F)	GBR	Preptech UK	17	20:58.300	16.405	0.187	79.78	1:13.079	4	17	1
17	18	R	12	Torrin BYRNE (F)	GBR	Pace Performance	17	20:58.995	17.100	0.695	79.74	1:12.999	17	11	-6
18	4	R	13	James ELLIS (F)	GBR	MDD Racing	17	21:01.448	19.553	2.453	79.58	1:13.489	16	20	2
19	20	R	14	Ntiyiso MABUNDA (F)	ZAF	Pace Performance	17	21:01.839	19.944	0.391	79.56	1:13.231	9	15	-4
20	45*	R	15	Jack ROBINSON (F)	GBR	Fox Motorsport	17	21:08.902	27.007	7.063	79.12	1:13.520	7	21	1
21	28*		6	Harry MOSS	GBR	R Racing	16	21:02.937	1 Lap	1 Lap	74.81	1:13.165	6	16	-5

FASTEST LAP

43	R	Archie CLARK	GBR	Elite Motorsport	15	1:12.184	81.81 mph	131.66 kph
90		Chase FERNANDEZ	GBR	R Racing	2	1:12.372	81.60 mph	131.32 kph

Comments: Car 31 - 5 second penalty - Track Limits

Weather / Track : Bright / Dry

These results are provisional until the conclusion of any judicial and technical matters.

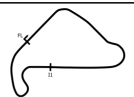
Date: 18/08/2024 Start: 10:02 Finish: 10:23

Silverstone National: 1.6404 miles

Clerk Of Course: Paul Levitt

Stewards:

Timekeeper: Sarah Evans



Results can be found at www.tsl-timing.com

Printed - 10:25 Sunday, 18 August 2024

Ginetta Junior Championship

RACE 10 - LAP CHART

LAP 1 @ 10:04:10.507			LAP 2 @ 10:05:22.763			LAP 3 @ 10:06:35.185			LAP 4 @ 10:07:47.676			LAP 5 @ 10:09:00.526		
NO	BEHIND	LAP TIME	NO	BEHIND	LAP TIME	NO	BEHIND	LAP TIME	NO	BEHIND	LAP TIME	NO	BEHIND	LAP TIME
25		1:16.203	25		1:12.256	25		1:12.422	25		1:12.491	90		1:12.452
90	0.149	1:16.352	90	0.265	1:12.372	90	0.485	1:12.642	90	0.398	1:12.404	25	0.093	1:12.943
35	0.303	1:16.506	35	0.587	1:12.540	35	0.631	1:12.466	35	0.788	1:12.648	35	0.500	1:12.562
27	0.517	1:16.720	27	1.111	1:12.850	27	1.586	1:12.897	27	2.398	1:13.303	27	2.401	1:12.853
70	0.751	1:16.954	50	1.779	1:13.027	67	2.279	1:12.423	67	2.668	1:12.880	50	2.602	1:12.777
50	1.008	1:17.211	67	2.278	1:13.324	50	2.459	1:13.102	50	2.675	1:12.707	67	2.827	1:13.009
67	1.210	1:17.413	26	2.742	1:13.286	43	3.123	1:12.212	43	2.978	1:12.346	43	3.206	1:13.078
26	1.712	1:17.915	70	3.262	1:14.767	26	3.344	1:13.024	26	3.300	1:12.447	26	3.479	1:13.029
43	1.740	1:17.943	43	3.333	1:13.849	70	4.342	1:13.502	70	4.793	1:12.942	11	5.623	1:13.523
11	1.796	1:17.999	11	3.355	1:13.815	11	4.495	1:13.562	11	4.950	1:12.946	31	6.186	1:13.293
18	2.308	1:18.511	53	3.634	1:13.382	5	4.922	1:13.377	5	5.401	1:12.970	5	6.223	1:13.672
53	2.508	1:18.711	5	3.967	1:13.287	31	5.220	1:13.309	31	5.743	1:13.014	53	6.309	1:13.129
5	2.936	1:19.139	18	4.308	1:14.256	53	5.579	1:14.367	53	6.030	1:12.942	70	7.102	1:15.159
31	3.543	1:19.746	31	4.333	1:13.046	18	5.993	1:14.107	18	7.007	1:13.505	18	7.923	1:13.766
28	3.877	1:20.080	28	4.902	1:13.281	74	6.566	1:13.787	74	7.154	1:13.079	74	8.149	1:13.845
74	3.944	1:20.147	74	5.201	1:13.513	28	6.917	1:14.437	75	8.762	1:14.234	75	9.147	1:13.235
75	3.985	1:20.188	4	5.543	1:13.607	75	7.019	1:13.802	23	8.981	1:13.951	23	9.456	1:13.325
4	4.192	1:20.395	75	5.639	1:13.910	23	7.521	1:14.016	4	9.380	1:13.726	4	10.106	1:13.576
23	4.355	1:20.558	23	5.927	1:13.828	4	8.145	1:15.024	45	9.785	1:13.967	20	11.091	1:14.036
45	4.861	1:21.064	45	6.396	1:13.791	45	8.309	1:14.335	20	9.905	1:13.909	45	11.296	1:14.361
20	6.251	1:22.454	20	7.526	1:13.531	20	8.487	1:13.383	28	36.655	1:42.229 P			

Ginetta Junior Championship

RACE 10 - LAP CHART

LAP 6 @ 10:10:13.250			LAP 7 @ 10:11:26.186			LAP 8 @ 10:12:38.785			LAP 9 @ 10:13:51.534			LAP 10 @ 10:15:04.199		
NO	BEHIND	LAP TIME	NO	BEHIND	LAP TIME	NO	BEHIND	LAP TIME	NO	BEHIND	LAP TIME	NO	BEHIND	LAP TIME
90		1:12.724	90		1:12.936	90		1:12.599	90		1:12.749	90		1:12.665
25	0.181	1:12.812	25	0.116	1:12.871	25	0.164	1:12.647	25	0.154	1:12.739	25	0.208	1:12.719
35	0.635	1:12.859	35	0.518	1:12.819	35	0.508	1:12.589	35	0.571	1:12.812	35	1.095	1:13.189
27	3.048	1:13.371	67	3.907	1:13.434	50	4.553	1:12.964	50	4.525	1:12.721	50	4.825	1:12.965
50	3.242	1:13.364	50	4.188	1:13.882	26	4.745	1:12.975	26	4.666	1:12.670	26	5.069	1:13.068
67	3.409	1:13.306	26	4.369	1:13.677	67	4.873	1:13.565	67	4.904	1:12.780	67	5.277	1:13.038
26	3.628	1:12.873	43	4.587	1:13.149	43	5.070	1:13.082	43	5.205	1:12.884	43	5.571	1:13.031
43	4.374	1:13.892	27	5.675	1:15.563	27	5.969	1:12.893	27	5.983	1:12.763	27	5.759	1:12.441
11	6.090	1:13.191	11	6.180	1:13.026	11	6.242	1:12.661	11	6.189	1:12.696	11	6.118	1:12.594
53	7.170	1:13.585	53	6.778	1:12.544	53	6.695	1:12.516	53	6.549	1:12.603	53	6.770	1:12.886
31	7.367	1:13.905	31	7.083	1:12.652	31	6.980	1:12.496	31	6.980	1:12.749	31	7.134	1:12.819
5	7.682	1:14.183	5	7.635	1:12.889	5	7.777	1:12.741	5	7.970	1:12.942	5	8.177	1:12.872
70	7.881	1:13.503	70	7.942	1:12.997	70	8.206	1:12.863	70	8.789	1:13.332	70	9.446	1:13.322
18	8.629	1:13.430	74	9.669	1:13.787	75	10.476	1:13.122	75	10.908	1:13.181	75	11.605	1:13.362
74	8.818	1:13.393	18	9.951	1:14.258	74	10.710	1:13.640	74	11.395	1:13.434	74	12.114	1:13.384
75	9.831	1:13.408	75	9.953	1:13.058	28	1 Lap	1:14.019	18	12.506	1:13.212	18	13.081	1:13.240
28	1 Lap	1:58.957	28	1 Lap	1:13.165	18	12.043	1:14.691	28	1 Lap	1:13.825	28	1 Lap	1:13.260
23	10.276	1:13.544	23	10.665	1:13.325	23	12.264	1:14.198	23	12.906	1:13.391	23	13.768	1:13.527
4	10.997	1:13.615	4	11.586	1:13.525	4	12.646	1:13.659	4	13.402	1:13.505	4	14.342	1:13.605
20	11.855	1:13.488	20	12.477	1:13.558	20	13.385	1:13.507	20	13.867	1:13.231	20	14.945	1:13.743
45	12.435	1:13.863	45	13.019	1:13.520	45	14.306	1:13.886	45	15.622	1:14.065	45	16.711	1:13.754

Ginetta Junior Championship

RACE 10 - LAP CHART

LAP 11 @ 10:16:16.872			LAP 12 @ 10:17:29.399			LAP 13 @ 10:18:42.248			LAP 14 @ 10:19:54.951			LAP 15 @ 10:21:08.135		
NO	BEHIND	LAP TIME	NO	BEHIND	LAP TIME	NO	BEHIND	LAP TIME	NO	BEHIND	LAP TIME	NO	BEHIND	LAP TIME
90		1:12.673	90		1:12.527	90		1:12.849	90		1:12.703	90		1:13.184
25	0.239	1:12.704	25	0.197	1:12.485	25	0.220	1:12.872	25	0.170	1:12.653	25	0.150	1:13.164
35	1.333	1:12.911	35	1.791	1:12.985	35	1.690	1:12.748	35	1.802	1:12.815	35	1.704	1:13.086
26	4.950	1:12.554	26	4.993	1:12.570	26	5.168	1:13.024	26	5.246	1:12.781	26	4.506	1:12.444
50	5.041	1:12.889	50	5.268	1:12.754	67	5.474	1:12.780	67	5.596	1:12.825	67	4.799	1:12.387
67	5.347	1:12.743	67	5.543	1:12.723	50	5.496	1:13.077	50	6.206	1:13.413	43	5.413	1:12.184
43	5.677	1:12.779	43	5.900	1:12.750	43	5.698	1:12.647	43	6.413	1:13.418	50	5.558	1:12.536
27	5.806	1:12.720	27	6.118	1:12.839	27	5.914	1:12.645	27	6.684	1:13.473	27	6.040	1:12.540
11	6.233	1:12.788	11	6.547	1:12.841	11	6.655	1:12.957	11	6.993	1:13.041	11	6.399	1:12.590
53	6.928	1:12.831	53	7.167	1:12.766	53	6.910	1:12.592	53	7.306	1:13.099	53	6.813	1:12.691
31	8.302	1:13.841	31	8.941	1:13.166	31	9.404	1:13.312	31	10.095	1:13.394	5	10.881	1:13.755
5	8.453	1:12.949	5	9.180	1:13.254	5	9.700	1:13.369	5	10.310	1:13.313	31	11.077	1:14.166
70	10.260	1:13.487	70	11.342	1:13.609	70	11.844	1:13.351	70	12.381	1:13.240	70	12.685	1:13.488
75	12.314	1:13.382	75	13.009	1:13.222	75	13.466	1:13.306	75	13.678	1:12.915	75	13.404	1:12.910
74	12.928	1:13.487	74	13.717	1:13.316	74	13.964	1:13.096	74	14.648	1:13.387	74	15.078	1:13.614
18	13.736	1:13.328	18	14.543	1:13.334	18	14.714	1:13.020	18	15.074	1:13.063	18	15.198	1:13.308
28	1 Lap	1:13.480	28	1 Lap	1:13.369	28	1 Lap	1:13.411	28	1 Lap	1:13.379	28	1 Lap	1:13.308
23	14.295	1:13.200	23	15.256	1:13.488	23	15.821	1:13.414	23	16.375	1:13.257	23	16.542	1:13.351
4	15.213	1:13.544	4	16.386	1:13.700	4	17.117	1:13.580	4	18.769	1:14.355	20	19.737	1:14.021
20	16.049	1:13.777	20	16.847	1:13.325	20	17.414	1:13.416	20	18.900	1:14.189	4	20.088	1:14.503
45	18.104	1:14.066	45	19.419	1:13.842	45	20.651	1:14.081	45	21.757	1:13.809	45	22.702	1:14.129

Ginetta Junior Championship

RACE 10 - LAP CHART

LAP 16 @ 10:22:21.341			LAP 17 @ 10:23:36.199		
NO	BEHIND	LAP TIME	NO	BEHIND	LAP TIME
90		1:13.206	90		1:14.858
25	0.181	1:13.237	25	0.763	1:15.440
35	1.267	1:12.769	35	0.786	1:14.377
26	3.833	1:12.533	26	1.855	1:12.880
67	4.072	1:12.479	67	2.265	1:13.051
50	4.777	1:12.425	50	2.572	1:12.653
43	5.164	1:12.957	43	2.969	1:12.663
27	5.294	1:12.460	27	3.182	1:12.746
11	5.682	1:12.489	11	3.441	1:12.617
53	6.350	1:12.743	53	4.201	1:12.709
5	10.726	1:13.051	5	9.778	1:13.910
31	11.027	1:13.156	31	9.789	1:13.620
70	12.631	1:13.152	70	11.494	1:13.721
75	13.158	1:12.960	75	11.587	1:13.287
28	1 Lap	1:13.539	28	1 Lap	1:14.198
23	16.838	1:13.502	23	16.218	1:14.238
74	17.904	1:16.032	74	16.405	1:13.359
18	18.959	1:16.967	18	17.100	1:12.999
4	20.371	1:13.489	4	19.553	1:14.040
20	20.415	1:13.884	20	19.944	1:14.387
45	23.178	1:13.682	45	22.007	1:13.687

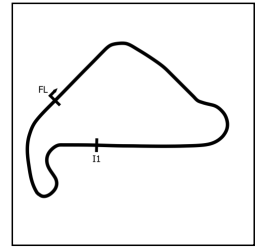
Ginetta Junior Championship

RACE 10 - POSITION CHART

No	Name	Lap																	
		Pos	1	2	3	4	5	6	7	8	9	10	11	12	13	14	15	16	17
25	JEFF-HALL	1	25	25	25	25	90	90	90	90	90	90	90	90	90	90	90	90	90
35	PHELPS	2	90	90	90	90	25	25	25	25	25	25	25	25	25	25	25	25	25
90	FERNANDEZ	3	35	35	35	35	35	35	35	35	35	35	35	35	35	35	35	35	35
27	SLATER	4	27	27	27	27	27	27	67	50	50	50	26	26	26	26	26	26	26
70	PETERS (F)	5	70	50	67	67	50	50	50	26	26	26	50	50	67	67	67	67	67
67	SAETER	6	50	67	50	50	67	67	26	67	67	67	67	67	50	50	43	50	50
50	HART	7	67	26	43	43	43	26	43	43	43	43	43	43	43	43	50	43	43
43	CLARK	8	26	70	26	26	26	43	27	27	27	27	27	27	27	27	27	27	27
26	JOSLYN	9	43	43	70	70	11	11	11	11	11	11	11	11	11	11	11	11	11
11	DAN	10	11	11	11	11	31	53	53	53	53	53	53	53	53	53	53	53	53
18	BYRNE (F)	11	18	53	5	5	5	31	31	31	31	31	31	31	31	31	5	5	5
53	CARNEY	12	53	5	31	31	53	5	5	5	5	5	5	5	5	5	31	31	31
5	INGRAM HILL	13	5	18	53	53	70	70	70	70	70	70	70	70	70	70	70	70	70
75	CRONIN	14	31	31	18	18	18	18	74	75	75	75	75	75	75	75	75	75	75
20	MABUNDA (F)	15	28	28	74	74	74	74	18	74	74	74	74	74	74	74	74	23	23
28	MOSS	16	74	74	28	75	75	75	75	18	18	18	18	18	18	18	18	74	74
74	DAVIES (F)	17	75	4	75	23	23	23	23	23	23	23	23	23	23	23	23	18	18
23	MIALL	18	4	75	23	4	4	4	4	4	4	4	4	4	4	4	20	4	4
31	LIVESEY	19	23	23	4	45	20	20	20	20	20	20	20	20	20	20	4	20	20
4	ELLIS (F)	20	45	45	45	20	45	45	45	45	45	45	45	45	45	45	45	45	45
45	ROBINSON (F)	21	20	20	20	28	28	28	28	28	28	28	28	28	28	28	28	28	28

Ginetta Junior Championship

RACE 10 - SECTOR ANALYSIS



SECTOR 1 = FL to I1, SECTOR 2 = I1 to FL, DIFF = Difference To Personal Best Lap, P = Crossed Finish Line in Pit Lane, D = Time Disallowed

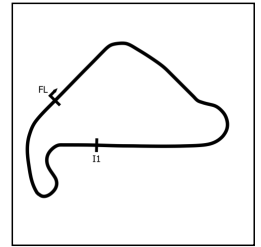
P1 90		Chase FERNANDEZ		R Racing		
IDEAL LAP TIME : 1:12.178		BEST LAP TIME : 1:12.372		DIFFERENCE : 0.194		
LAP	SECTOR 1	SECTOR 2	LAP TIME	MPH	DIFF	TIME OF DAY
1 -		29.320	1:16.352	77.34	3.980	10:04:10.656
2 -	42.960	29.412	1:12.372 (1)	81.60		10:05:23.028
3 -	43.031	29.611	1:12.642	81.29	0.270	10:06:35.670
4 -	42.914	29.490	1:12.404 (2)	81.56	0.032	10:07:48.074
5 -	42.858	29.594	1:12.452 (3)	81.51	0.080	10:09:00.526
6 -	43.286	29.438	1:12.724	81.20	0.352	10:10:13.250
7 -	43.296	29.640	1:12.936	80.97	0.564	10:11:26.186
8 -	43.069	29.530	1:12.599	81.34	0.227	10:12:38.785
9 -	43.293	29.456	1:12.749	81.17	0.377	10:13:51.534
10 -	43.260	29.405	1:12.665	81.27	0.293	10:15:04.199
11 -	43.196	29.477	1:12.673	81.26	0.301	10:16:16.872
12 -	43.066	29.461	1:12.527	81.42	0.155	10:17:29.399
13 -	43.412	29.437	1:12.849	81.06	0.477	10:18:42.248
14 -	43.319	29.384	1:12.703	81.23	0.331	10:19:54.951
15 -	43.545	29.639	1:13.184	80.69	0.812	10:21:08.135
16 -	43.695	29.511	1:13.206	80.67	0.834	10:22:21.341
17 -	44.391	30.467	1:14.858	78.89	2.486	10:23:36.199

P2 25 R		Ethan JEFF-HALL		R Racing		
IDEAL LAP TIME : 1:12.166		BEST LAP TIME : 1:12.256		DIFFERENCE : 0.090		
LAP	SECTOR 1	SECTOR 2	LAP TIME	MPH	DIFF	TIME OF DAY
1 -		29.356	1:16.203	77.49	3.947	10:04:10.507
2 -	43.003	29.253	1:12.256 (1)	81.73		10:05:22.763
3 -	43.159	29.263	1:12.422 (2)	81.54	0.166	10:06:35.185
4 -	43.218	29.273	1:12.491	81.46	0.235	10:07:47.676
5 -	43.132	29.811	1:12.943	80.96	0.687	10:09:00.619
6 -	43.271	29.541	1:12.812	81.10	0.556	10:10:13.431
7 -	43.287	29.584	1:12.871	81.04	0.615	10:11:26.302
8 -	43.109	29.538	1:12.647	81.29	0.391	10:12:38.949
9 -	43.280	29.459	1:12.739	81.18	0.483	10:13:51.688
10 -	43.301	29.418	1:12.719	81.21	0.463	10:15:04.407
11 -	43.156	29.548	1:12.704	81.22	0.448	10:16:17.111
12 -	42.913	29.572	1:12.485 (3)	81.47	0.229	10:17:29.596
13 -	43.402	29.470	1:12.872	81.04	0.616	10:18:42.468
14 -	43.356	29.297	1:12.653	81.28	0.397	10:19:55.121
15 -	43.340	29.824	1:13.164	80.71	0.908	10:21:08.285
16 -	43.661	29.576	1:13.237	80.63	0.981	10:22:21.522
17 -	44.176	31.264	1:15.440	78.28	3.184	10:23:36.962

P3 35 R		Isaac PHELPS		Elite Motorsport		
IDEAL LAP TIME : 1:12.396		BEST LAP TIME : 1:12.466		DIFFERENCE : 0.070		
LAP	SECTOR 1	SECTOR 2	LAP TIME	MPH	DIFF	TIME OF DAY
1 -		29.555	1:16.506	77.19	4.040	10:04:10.810
2 -	43.143	29.397	1:12.540 (2)	81.41	0.074	10:05:23.350
3 -	43.090	29.376	1:12.466 (1)	81.49		10:06:35.816
4 -	43.036	29.612	1:12.648	81.29	0.182	10:07:48.464
5 -	43.123	29.439	1:12.562 (3)	81.38	0.096	10:09:01.026
6 -	43.177	29.682	1:12.859	81.05	0.393	10:10:13.885
7 -	43.171	29.648	1:12.819	81.10	0.353	10:11:26.704
8 -	43.090	29.499	1:12.589	81.35	0.123	10:12:39.293
9 -	43.284	29.528	1:12.812	81.10	0.346	10:13:52.105
10 -	43.666	29.523	1:13.189	80.69	0.723	10:15:05.294
11 -	43.422	29.489	1:12.911	80.99	0.445	10:16:18.205
12 -	43.503	29.482	1:12.985	80.91	0.519	10:17:31.190
13 -	43.388	29.360	1:12.748	81.17	0.282	10:18:43.938
14 -	43.352	29.463	1:12.815	81.10	0.349	10:19:56.753
15 -	43.592	29.494	1:13.086	80.80	0.620	10:21:09.839
16 -	43.358	29.411	1:12.769	81.15	0.303	10:22:22.608
17 -	43.280	31.097	1:14.377	79.40	1.911	10:23:36.985

Ginetta Junior Championship

RACE 10 - SECTOR ANALYSIS



SECTOR 1 = FL to I1, SECTOR 2 = I1 to FL, DIFF = Difference To Personal Best Lap, P = Crossed Finish Line in Pit Lane, D = Time Disallowed

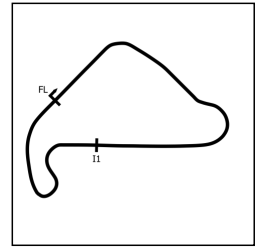
P4 67 R		Marcus SAETER		R Racing		
IDEAL LAP TIME : 1:12.137		BEST LAP TIME : 1:12.387		DIFFERENCE : 0.250		
LAP	SECTOR 1	SECTOR 2	LAP TIME	MPH	DIFF	TIME OF DAY
1 -		29.710	1:17.413	76.28	5.026	10:04:11.717
2 -	43.491	29.833	1:13.324	80.54	0.937	10:05:25.041
3 -	42.903	29.520	1:12.423 (2)	81.54	0.036	10:06:37.464
4 -	42.820	30.060	1:12.880	81.03	0.493	10:07:50.344
5 -	43.538	29.471	1:13.009	80.88	0.622	10:09:03.353
6 -	43.427	29.879	1:13.306	80.56	0.919	10:10:16.659
7 -	43.770	29.664	1:13.434	80.42	1.047	10:11:30.093
8 -	43.620	29.945	1:13.565	80.27	1.178	10:12:43.658
9 -	43.199	29.581	1:12.780	81.14	0.393	10:13:56.438
10 -	43.187	29.851	1:13.038	80.85	0.651	10:15:09.476
11 -	43.120	29.623	1:12.743	81.18	0.356	10:16:22.219
12 -	43.232	29.491	1:12.723	81.20	0.336	10:17:34.942
13 -	43.086	29.694	1:12.780	81.14	0.393	10:18:47.722
14 -	43.508	29.317	1:12.825	81.09	0.438	10:20:00.547
15 -	42.889	29.498	1:12.387 (1)	81.58		10:21:12.934
16 -	43.058	29.421	1:12.479 (3)	81.48	0.092	10:22:25.413
17 -	43.254	29.797	1:13.051	80.84	0.664	10:23:38.464

P5 50		Charlie HART		Elite Motorsport		
IDEAL LAP TIME : 1:12.154		BEST LAP TIME : 1:12.425		DIFFERENCE : 0.271		
LAP	SECTOR 1	SECTOR 2	LAP TIME	MPH	DIFF	TIME OF DAY
1 -		29.502	1:17.211	76.48	4.786	10:04:11.515
2 -	43.446	29.581	1:13.027	80.86	0.602	10:05:24.542
3 -	43.331	29.771	1:13.102	80.78	0.677	10:06:37.644
4 -	42.830	29.877	1:12.707	81.22	0.282	10:07:50.351
5 -	43.406	29.371	1:12.777	81.14	0.352	10:09:03.128
6 -	43.639	29.725	1:13.364	80.49	0.939	10:10:16.492
7 -	43.962	29.920	1:13.882	79.93	1.457	10:11:30.374
8 -	43.244	29.720	1:12.964	80.93	0.539	10:12:43.338
9 -	43.286	29.435	1:12.721	81.20	0.296	10:13:56.059
10 -	43.361	29.604	1:12.965	80.93	0.540	10:15:09.024
11 -	43.271	29.618	1:12.889	81.02	0.464	10:16:21.913
12 -	43.190	29.564	1:12.754	81.17	0.329	10:17:34.667
13 -	43.342	29.735	1:13.077	80.81	0.652	10:18:47.744
14 -	44.089	29.324	1:13.413	80.44	0.988	10:20:01.157
15 -	42.853	29.683	1:12.536 (2)	81.41	0.111	10:21:13.693
16 -	43.022	29.403	1:12.425 (1)	81.54		10:22:26.118
17 -	43.194	29.459	1:12.653 (3)	81.28	0.228	10:23:38.771

P6 43 R		Archie CLARK		Elite Motorsport		
IDEAL LAP TIME : 1:12.003		BEST LAP TIME : 1:12.184		DIFFERENCE : 0.181		
LAP	SECTOR 1	SECTOR 2	LAP TIME	MPH	DIFF	TIME OF DAY
1 -		30.081	1:17.943	75.76	5.759	10:04:12.247
2 -	43.739	30.110	1:13.849	79.96	1.665	10:05:26.096
3 -	42.954	29.258	1:12.212 (2)	81.78	0.028	10:06:38.308
4 -	42.929	29.417	1:12.346 (3)	81.63	0.162	10:07:50.654
5 -	43.682	29.396	1:13.078	80.81	0.894	10:09:03.732
6 -	43.128	30.764	1:13.892	79.92	1.708	10:10:17.624
7 -	43.215	29.934	1:13.149	80.73	0.965	10:11:30.773
8 -	43.049	30.033	1:13.082	80.80	0.898	10:12:43.855
9 -	43.251	29.633	1:12.884	81.02	0.700	10:13:56.739
10 -	43.112	29.919	1:13.031	80.86	0.847	10:15:09.770
11 -	43.045	29.734	1:12.779	81.14	0.595	10:16:22.549
12 -	43.038	29.712	1:12.750	81.17	0.566	10:17:35.299
13 -	43.047	29.600	1:12.647	81.29	0.463	10:18:47.946
14 -	43.906	29.512	1:13.418	80.43	1.234	10:20:01.364
15 -	42.745	29.439	1:12.184 (1)	81.81		10:21:13.548
16 -	43.257	29.700	1:12.957	80.94	0.773	10:22:26.505
17 -	43.162	29.501	1:12.663	81.27	0.479	10:23:39.168

Ginetta Junior Championship

RACE 10 - SECTOR ANALYSIS



SECTOR 1 = FL to I1, SECTOR 2 = I1 to FL, DIFF = Difference To Personal Best Lap, P = Crossed Finish Line in Pit Lane, D = Time Disallowed

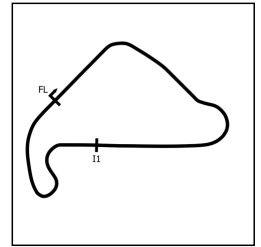
P7 27 R		Alfie SLATER		R Racing			
IDEAL LAP TIME : 1:12.380		BEST LAP TIME : 1:12.441		DIFFERENCE : 0.061			
LAP	SECTOR 1	SECTOR 2	LAP TIME	MPH	DIFF	TIME OF DAY	
1 -		29.516	1:16.720	76.97	4.279	10:04:11.024	
2 -	43.127	29.723	1:12.850	81.06	0.409	10:05:23.874	
3 -	43.439	29.458	1:12.897	81.01	0.456	10:06:36.771	
4 -	43.428	29.875	1:13.303	80.56	0.862	10:07:50.074	
5 -	43.346	29.507	1:12.853	81.06	0.412	10:09:02.927	
6 -	43.774	29.597	1:13.371	80.49	0.930	10:10:16.298	
7 -	44.238	31.325	1:15.563	78.15	3.122	10:11:31.861	
8 -	43.373	29.520	1:12.893	81.01	0.452	10:12:44.754	
9 -	43.232	29.531	1:12.763	81.16	0.322	10:13:57.517	
10 -	43.036	29.405	1:12.441 (1)	81.52		10:15:09.958	
11 -	43.154	29.566	1:12.720	81.21	0.279	10:16:22.678	
12 -	43.119	29.720	1:12.839	81.07	0.398	10:17:35.517	
13 -	43.030	29.615	1:12.645	81.29	0.204	10:18:48.162	
14 -	43.768	29.705	1:13.473	80.37	1.032	10:20:01.635	
15 -	43.086	29.454	1:12.540 (3)	81.41	0.099	10:21:14.175	
16 -	42.975	29.485	1:12.460 (2)	81.50	0.019	10:22:26.635	
17 -	43.220	29.526	1:12.746	81.18	0.305	10:23:39.381	

P8 11 R		Ruben DAN		Elite Motorsport			
IDEAL LAP TIME : 1:12.379		BEST LAP TIME : 1:12.489		DIFFERENCE : 0.110			
LAP	SECTOR 1	SECTOR 2	LAP TIME	MPH	DIFF	TIME OF DAY	
1 -		29.582	1:17.999	75.71	5.510	10:04:12.303	
2 -	44.020	29.795	1:13.815	80.00	1.326	10:05:26.118	
3 -	43.894	29.668	1:13.562	80.28	1.073	10:06:39.680	
4 -	43.360	29.586	1:12.946	80.95	0.457	10:07:52.626	
5 -	43.899	29.624	1:13.523	80.32	1.034	10:09:06.149	
6 -	43.660	29.531	1:13.191	80.68	0.702	10:10:19.340	
7 -	43.614	29.412	1:13.026	80.87	0.537	10:11:32.366	
8 -	43.128	29.533	1:12.661	81.27	0.172	10:12:45.027	
9 -	43.140	29.556	1:12.696	81.23	0.207	10:13:57.723	
10 -	43.140	29.454	1:12.594 (3)	81.35	0.105	10:15:10.317	
11 -	43.267	29.521	1:12.788	81.13	0.299	10:16:23.105	
12 -	43.399	29.442	1:12.841	81.07	0.352	10:17:35.946	
13 -	43.606	29.351	1:12.957	80.94	0.468	10:18:48.903	
14 -	43.483	29.558	1:13.041	80.85	0.552	10:20:01.944	
15 -	43.028	29.562	1:12.590 (2)	81.35	0.101	10:21:14.534	
16 -	43.105	29.384	1:12.489 (1)	81.46		10:22:27.023	
17 -	43.169	29.448	1:12.617	81.32	0.128	10:23:39.640	

P9 53 R		Ethan CARNEY		Preptech UK			
IDEAL LAP TIME : 1:12.442		BEST LAP TIME : 1:12.516		DIFFERENCE : 0.074			
LAP	SECTOR 1	SECTOR 2	LAP TIME	MPH	DIFF	TIME OF DAY	
1 -		29.704	1:18.711	75.02	6.195	10:04:13.015	
2 -	43.766	29.616	1:13.382	80.47	0.866	10:05:26.397	
3 -	44.377	29.990	1:14.367	79.41	1.851	10:06:40.764	
4 -	43.441	29.501	1:12.942	80.96	0.426	10:07:53.706	
5 -	43.463	29.666	1:13.129	80.75	0.613	10:09:06.835	
6 -	43.988	29.597	1:13.585	80.25	1.069	10:10:20.420	
7 -	43.097	29.447	1:12.544 (2)	81.40	0.028	10:11:32.964	
8 -	43.088	29.428	1:12.516 (1)	81.43		10:12:45.480	
9 -	43.058	29.545	1:12.603	81.34	0.087	10:13:58.083	
10 -	43.332	29.554	1:12.886	81.02	0.370	10:15:10.969	
11 -	43.337	29.494	1:12.831	81.08	0.315	10:16:23.800	
12 -	43.219	29.547	1:12.766	81.15	0.250	10:17:36.566	
13 -	43.208	29.384	1:12.592 (3)	81.35	0.076	10:18:49.158	
14 -	43.425	29.674	1:13.099	80.79	0.583	10:20:02.257	
15 -	43.092	29.599	1:12.691	81.24	0.175	10:21:14.948	
16 -	43.297	29.446	1:12.743	81.18	0.227	10:22:27.691	
17 -	43.189	29.520	1:12.709	81.22	0.193	10:23:40.400	

Ginetta Junior Championship

RACE 10 - SECTOR ANALYSIS



SECTOR 1 = FL to I1, SECTOR 2 = I1 to FL, DIFF = Difference To Personal Best Lap, P = Crossed Finish Line in Pit Lane, D = Time Disallowed

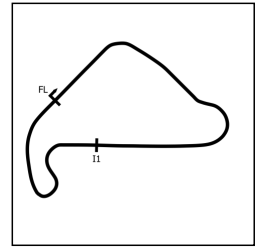
P10 26		Henry JOSLYN		Preptech UK		
IDEAL LAP TIME : 1:12.381		BEST LAP TIME : 1:12.444		DIFFERENCE : 0.063		
LAP	SECTOR 1	SECTOR 2	LAP TIME	MPH	DIFF	TIME OF DAY
1 -		29.803	1:17.915	75.79	5.471	10:04:12.219
2 -	43.662	29.624	1:13.286	80.58	0.842	10:05:25.505
3 -	43.443	29.581	1:13.024	80.87	0.580	10:06:38.529
4 -	43.170	29.277	1:12.447 (2)	81.51	0.003	10:07:50.976
5 -	43.345	29.684	1:13.029	80.86	0.585	10:09:04.005
6 -	43.131	29.742	1:12.873	81.04	0.429	10:10:16.878
7 -	43.800	29.877	1:13.677	80.15	1.233	10:11:30.555
8 -	43.144	29.831	1:12.975	80.92	0.531	10:12:43.530
9 -	43.195	29.475	1:12.670	81.26	0.226	10:13:56.200
10 -	43.443	29.625	1:13.068	80.82	0.624	10:15:09.268
11 -	43.104	29.450	1:12.554	81.39	0.110	10:16:21.822
12 -	43.209	29.361	1:12.570	81.37	0.126	10:17:34.392
13 -	43.515	29.509	1:13.024	80.87	0.580	10:18:47.416
14 -	43.438	29.343	1:12.781	81.14	0.337	10:20:00.197
15 -	43.149	29.295	1:12.444 (1)	81.52		10:21:12.641
16 -	43.145	29.388	1:12.533 (3)	81.42	0.089	10:22:25.174
17 -	43.486	29.394	1:12.880	81.03	0.436	10:23:38.054

P11 5 R		Tom INGRAM HILL		R Racing		
IDEAL LAP TIME : 1:12.656		BEST LAP TIME : 1:12.741		DIFFERENCE : 0.085		
LAP	SECTOR 1	SECTOR 2	LAP TIME	MPH	DIFF	TIME OF DAY
1 -		29.995	1:19.139	74.62	6.398	10:04:13.443
2 -	43.625	29.662	1:13.287	80.58	0.546	10:05:26.730
3 -	43.957	29.420	1:13.377	80.48	0.636	10:06:40.107
4 -	43.373	29.597	1:12.970	80.93	0.229	10:07:53.077
5 -	43.558	30.114	1:13.672	80.16	0.931	10:09:06.749
6 -	44.284	29.899	1:14.183	79.60	1.442	10:10:20.932
7 -	43.250	29.639	1:12.889 (3)	81.02	0.148	10:11:33.821
8 -	43.236	29.505	1:12.741 (1)	81.18		10:12:46.562
9 -	43.280	29.662	1:12.942	80.96	0.201	10:13:59.504
10 -	43.266	29.606	1:12.872 (2)	81.04	0.131	10:15:12.376
11 -	43.364	29.585	1:12.949	80.95	0.208	10:16:25.325
12 -	43.598	29.656	1:13.254	80.61	0.513	10:17:38.579
13 -	43.632	29.737	1:13.369	80.49	0.628	10:18:51.948
14 -	43.492	29.821	1:13.313	80.55	0.572	10:20:05.261
15 -	44.113	29.642	1:13.755	80.07	1.014	10:21:19.016
16 -	43.586	29.465	1:13.051	80.84	0.310	10:22:32.067
17 -	43.789	30.121	1:13.910	79.90	1.169	10:23:45.977

P12 70 R		Jude PETERS (F)		E3 Sport		
IDEAL LAP TIME : 1:12.688		BEST LAP TIME : 1:12.863		DIFFERENCE : 0.175		
LAP	SECTOR 1	SECTOR 2	LAP TIME	MPH	DIFF	TIME OF DAY
1 -		29.493	1:16.954	76.74	4.091	10:04:11.258
2 -	43.963	30.804	1:14.767	78.98	1.904	10:05:26.025
3 -	43.970	29.532	1:13.502	80.34	0.639	10:06:39.527
4 -	43.349	29.593	1:12.942 (2)	80.96	0.079	10:07:52.469
5 -	45.530	29.629	1:15.159	78.57	2.296	10:09:07.628
6 -	43.582	29.921	1:13.503	80.34	0.640	10:10:21.131
7 -	43.484	29.513	1:12.997 (3)	80.90	0.134	10:11:34.128
8 -	43.195	29.668	1:12.863 (1)	81.05		10:12:46.991
9 -	43.570	29.762	1:13.332	80.53	0.469	10:14:00.323
10 -	43.611	29.711	1:13.322	80.54	0.459	10:15:13.645
11 -	43.748	29.739	1:13.487	80.36	0.624	10:16:27.132
12 -	43.907	29.702	1:13.609	80.23	0.746	10:17:40.741
13 -	43.747	29.604	1:13.351	80.51	0.488	10:18:54.092
14 -	43.600	29.640	1:13.240	80.63	0.377	10:20:07.332
15 -	43.772	29.716	1:13.488	80.36	0.625	10:21:20.820
16 -	43.610	29.542	1:13.152	80.73	0.289	10:22:33.972
17 -	43.694	30.027	1:13.721	80.10	0.858	10:23:47.693

Ginetta Junior Championship

RACE 10 - SECTOR ANALYSIS



SECTOR 1 = FL to I1, SECTOR 2 = I1 to FL, DIFF = Difference To Personal Best Lap, P = Crossed Finish Line in Pit Lane, D = Time Disallowed

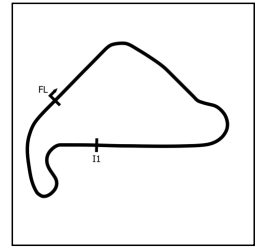
P13 75 R		Colin CRONIN		Fox Motorsport		
IDEAL LAP TIME : 1:12.748		BEST LAP TIME : 1:12.910		DIFFERENCE : 0.162		
LAP	SECTOR 1	SECTOR 2	LAP TIME	MPH	DIFF	TIME OF DAY
1 -		30.584	1:20.188	73.64	7.278	10:04:14.492
2 -	44.026	29.884	1:13.910	79.90	1.000	10:05:28.402
3 -	43.811	29.991	1:13.802	80.02	0.892	10:06:42.204
4 -	44.415	29.819	1:14.234	79.55	1.324	10:07:56.438
5 -	43.578	29.657	1:13.235	80.63	0.325	10:09:09.673
6 -	43.671	29.737	1:13.408	80.44	0.498	10:10:23.081
7 -	43.288	29.770	1:13.058	80.83	0.148	10:11:36.139
8 -	43.524	29.598	1:13.122	80.76	0.212	10:12:49.261
9 -	43.625	29.556	1:13.181	80.69	0.271	10:14:02.442
10 -	43.747	29.615	1:13.362	80.50	0.452	10:15:15.804
11 -	43.739	29.643	1:13.382	80.47	0.472	10:16:29.186
12 -	43.650	29.572	1:13.222	80.65	0.312	10:17:42.408
13 -	43.766	29.540	1:13.306	80.56	0.396	10:18:55.714
14 -	43.447	29.468	1:12.915 (2)	80.99	0.005	10:20:08.629
15 -	43.447	29.463	1:12.910 (1)	80.99		10:21:21.539
16 -	43.448	29.512	1:12.960 (3)	80.94	0.050	10:22:34.499
17 -	43.285	30.002	1:13.287	80.58	0.377	10:23:47.786

P14 31		Felix LIVESEY		MDD Racing		
IDEAL LAP TIME : 1:12.496		BEST LAP TIME : 1:12.496		DIFFERENCE : 0.000		
LAP	SECTOR 1	SECTOR 2	LAP TIME	MPH	DIFF	TIME OF DAY
1 -		29.645	1:19.746	74.05	7.250	10:04:14.050
2 -	43.174	29.872	1:13.046	80.84	0.550	10:05:27.096
3 -	43.613	29.696	1:13.309	80.55	0.813	10:06:40.405
4 -	43.250	29.764	1:13.014	80.88	0.518	10:07:53.419
5 -	43.385	29.908	1:13.293	80.57	0.797	10:09:06.712
6 -	44.152	29.753	1:13.905	79.90	1.409	10:10:20.617
7 -	43.149	29.503	1:12.652 (2)	81.28	0.156	10:11:33.269
8 -	43.130	29.366	1:12.496 (1)	81.46		10:12:45.765
9 -	43.161	29.588	1:12.749 (3)	81.17	0.253	10:13:58.514
10 -	43.212	29.607	1:12.819	81.10	0.323	10:15:11.333
11 -	44.023	29.818	1:13.841	79.97	1.345	10:16:25.174
12 -	43.491	29.675	1:13.166	80.71	0.670	10:17:38.340
13 -	43.738	29.574	1:13.312	80.55	0.816	10:18:51.652
14 -	43.602	29.792	1:13.394	80.46	0.898	10:20:05.046
15 -	44.278	29.888	1:14.166	79.62	1.670	10:21:19.212
16 -	43.561	29.595	1:13.156	80.72	0.660	10:22:32.368
17 -	43.600	30.020	1:13.620	80.21	1.124	10:23:45.988

P15 23		Holly MIALL		Fox Motorsport		
IDEAL LAP TIME : 1:13.120		BEST LAP TIME : 1:13.200		DIFFERENCE : 0.080		
LAP	SECTOR 1	SECTOR 2	LAP TIME	MPH	DIFF	TIME OF DAY
1 -		30.029	1:20.558	73.30	7.358	10:04:14.862
2 -	43.915	29.913	1:13.828	79.99	0.628	10:05:28.690
3 -	44.095	29.921	1:14.016	79.78	0.816	10:06:42.706
4 -	43.928	30.023	1:13.951	79.85	0.751	10:07:56.657
5 -	43.460	29.865	1:13.325 (3)	80.54	0.125	10:09:09.982
6 -	43.601	29.943	1:13.544	80.30	0.344	10:10:23.526
7 -	43.466	29.859	1:13.325 (3)	80.54	0.125	10:11:36.851
8 -	44.168	30.030	1:14.198	79.59	0.998	10:12:51.049
9 -	43.565	29.826	1:13.391	80.46	0.191	10:14:04.440
10 -	43.672	29.855	1:13.527	80.31	0.327	10:15:17.967
11 -	43.422	29.778	1:13.200 (1)	80.67		10:16:31.167
12 -	43.543	29.945	1:13.488	80.36	0.288	10:17:44.655
13 -	43.651	29.763	1:13.414	80.44	0.214	10:18:58.069
14 -	43.379	29.878	1:13.257 (2)	80.61	0.057	10:20:11.326
15 -	43.390	29.961	1:13.351	80.51	0.151	10:21:24.677
16 -	43.761	29.741	1:13.502	80.34	0.302	10:22:38.179
17 -	44.148	30.090	1:14.238	79.55	1.038	10:23:52.417

Ginetta Junior Championship

RACE 10 - SECTOR ANALYSIS



SECTOR 1 = FL to I1, SECTOR 2 = I1 to FL, DIFF = Difference To Personal Best Lap, P = Crossed Finish Line in Pit Lane, D = Time Disallowed

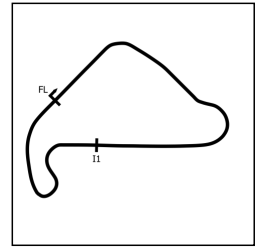
P16 74 R		Alfie DAVIES (F)		Preptech UK		
IDEAL LAP TIME : 1:13.079		BEST LAP TIME : 1:13.079		DIFFERENCE : 0.000		
LAP	SECTOR 1	SECTOR 2	LAP TIME	MPH	DIFF	TIME OF DAY
1 -		30.069	1:20.147	73.68	7.068	10:04:14.451
2 -	43.549	29.964	1:13.513	80.33	0.434	10:05:27.964
3 -	44.055	29.732	1:13.787	80.03	0.708	10:06:41.751
4 -	43.529	29.550	1:13.079 (1)	80.81		10:07:54.830
5 -	43.953	29.892	1:13.845	79.97	0.766	10:09:08.675
6 -	43.565	29.828	1:13.393	80.46	0.314	10:10:22.068
7 -	43.808	29.979	1:13.787	80.03	0.708	10:11:35.855
8 -	43.723	29.917	1:13.640	80.19	0.561	10:12:49.495
9 -	43.793	29.641	1:13.434	80.42	0.355	10:14:02.929
10 -	43.706	29.678	1:13.384	80.47	0.305	10:15:16.313
11 -	43.753	29.734	1:13.487	80.36	0.408	10:16:29.800
12 -	43.618	29.698	1:13.316 (3)	80.55	0.237	10:17:43.116
13 -	43.534	29.562	1:13.096 (2)	80.79	0.017	10:18:56.212
14 -	43.705	29.682	1:13.387	80.47	0.308	10:20:09.599
15 -	43.729	29.885	1:13.614	80.22	0.535	10:21:23.213
16 -	46.264	29.768	1:16.032	77.67	2.953	10:22:39.245
17 -	43.724	29.635	1:13.359	80.50	0.280	10:23:52.604

P17 18 R		Torrin BYRNE (F)		Pace Performance		
IDEAL LAP TIME : 1:12.850		BEST LAP TIME : 1:12.999		DIFFERENCE : 0.149		
LAP	SECTOR 1	SECTOR 2	LAP TIME	MPH	DIFF	TIME OF DAY
1 -		29.734	1:18.511	75.22	5.512	10:04:12.815
2 -	43.995	30.261	1:14.256	79.53	1.257	10:05:27.071
3 -	43.712	30.395	1:14.107	79.69	1.108	10:06:41.178
4 -	43.881	29.624	1:13.505	80.34	0.506	10:07:54.683
5 -	44.082	29.684	1:13.766	80.05	0.767	10:09:08.449
6 -	43.640	29.790	1:13.430	80.42	0.431	10:10:21.879
7 -	43.999	30.259	1:14.258	79.52	1.259	10:11:36.137
8 -	44.975	29.716	1:14.691	79.06	1.692	10:12:50.828
9 -	43.588	29.624	1:13.212	80.66	0.213	10:14:04.040
10 -	43.648	29.592	1:13.240	80.63	0.241	10:15:17.280
11 -	43.597	29.731	1:13.328	80.53	0.329	10:16:30.608
12 -	43.582	29.752	1:13.334	80.53	0.335	10:17:43.942
13 -	43.508	29.512	1:13.020 (2)	80.87	0.021	10:18:56.962
14 -	43.505	29.558	1:13.063 (3)	80.82	0.064	10:20:10.025
15 -	43.403	29.905	1:13.308	80.55	0.309	10:21:23.333
16 -	47.284	29.683	1:16.967	76.72	3.968	10:22:40.300
17 -	43.338	29.661	1:12.999 (1)	80.90		10:23:53.299

P18 4 R		James ELLIS (F)		MDD Racing		
IDEAL LAP TIME : 1:13.167		BEST LAP TIME : 1:13.489		DIFFERENCE : 0.322		
LAP	SECTOR 1	SECTOR 2	LAP TIME	MPH	DIFF	TIME OF DAY
1 -		29.849	1:20.395	73.45	6.906	10:04:14.699
2 -	43.663	29.944	1:13.607	80.23	0.118	10:05:28.306
3 -	44.703	30.321	1:15.024	78.71	1.535	10:06:43.330
4 -	44.009	29.717	1:13.726	80.10	0.237	10:07:57.056
5 -	43.694	29.882	1:13.576	80.26	0.087	10:09:10.632
6 -	43.707	29.908	1:13.615	80.22	0.126	10:10:24.247
7 -	43.827	29.698	1:13.525 (3)	80.32	0.036	10:11:37.772
8 -	43.967	29.692	1:13.659	80.17	0.170	10:12:51.431
9 -	43.667	29.838	1:13.505 (2)	80.34	0.016	10:14:04.936
10 -	43.927	29.678	1:13.605	80.23	0.116	10:15:18.541
11 -	43.840	29.704	1:13.544	80.30	0.055	10:16:32.085
12 -	44.030	29.670	1:13.700	80.13	0.211	10:17:45.785
13 -	43.906	29.674	1:13.580	80.26	0.091	10:18:59.365
14 -	44.351	30.004	1:14.355	79.42	0.866	10:20:13.720
15 -	43.560	30.943	1:14.503	79.26	1.014	10:21:28.223
16 -	43.630	29.859	1:13.489 (1)	80.36		10:22:41.712
17 -	44.433	29.607	1:14.040	79.76	0.551	10:23:55.752

Ginetta Junior Championship

RACE 10 - SECTOR ANALYSIS



SECTOR 1 = FL to I1, SECTOR 2 = I1 to FL, DIFF = Difference To Personal Best Lap, P = Crossed Finish Line in Pit Lane, D = Time Disallowed

P19 20 R Ntiyiso MABUNDA (F)			Pace Performance			
IDEAL LAP TIME : 1:13.026		BEST LAP TIME : 1:13.231		DIFFERENCE : 0.205		
LAP	SECTOR 1	SECTOR 2	LAP TIME	MPH	DIFF	TIME OF DAY
1 -		32.866	1:22.454	71.62	9.223	10:04:16.758
2 -	43.996	29.535	1:13.531	80.31	0.300	10:05:30.289
3 -	43.673	29.710	1:13.383 (3)	80.47	0.152	10:06:43.672
4 -	43.792	30.117	1:13.909	79.90	0.678	10:07:57.581
5 -	44.213	29.823	1:14.036	79.76	0.805	10:09:11.617
6 -	43.686	29.802	1:13.488	80.36	0.257	10:10:25.105
7 -	43.683	29.875	1:13.558	80.28	0.327	10:11:38.663
8 -	43.726	29.781	1:13.507	80.34	0.276	10:12:52.170
9 -	43.491	29.740	1:13.231 (1)	80.64		10:14:05.401
10 -	43.808	29.935	1:13.743	80.08	0.512	10:15:19.144
11 -	43.946	29.831	1:13.777	80.04	0.546	10:16:32.921
12 -	43.581	29.744	1:13.325 (2)	80.54	0.094	10:17:46.246
13 -	43.587	29.829	1:13.416	80.44	0.185	10:18:59.662
14 -	43.937	30.252	1:14.189	79.60	0.958	10:20:13.851
15 -	43.528	30.493	1:14.021	79.78	0.790	10:21:27.872
16 -	43.871	30.013	1:13.884	79.93	0.653	10:22:41.756
17 -	44.372	30.015	1:14.387	79.39	1.156	10:23:56.143

P20 45 R Jack ROBINSON (F)			Fox Motorsport			
IDEAL LAP TIME : 1:13.507		BEST LAP TIME : 1:13.520		DIFFERENCE : 0.013		
LAP	SECTOR 1	SECTOR 2	LAP TIME	MPH	DIFF	TIME OF DAY
1 -		29.860	1:21.064	72.85	7.544	10:04:15.368
2 -	43.883	29.908	1:13.791	80.03	0.271	10:05:29.159
3 -	44.108	30.227	1:14.335	79.44	0.815	10:06:43.494
4 -	43.804	30.163	1:13.967	79.84	0.447	10:07:57.461
5 -	44.402	29.959	1:14.361	79.41	0.841	10:09:11.822
6 -	44.066	29.797	1:13.863	79.95	0.343	10:10:25.685
7 -	43.817	29.703	1:13.520 (1)	80.32		10:11:39.205
8 -	44.025	29.861	1:13.886	79.92	0.366	10:12:53.091
9 -	43.986	30.079	1:14.065	79.73	0.545	10:14:07.156
10 -	43.991	29.763	1:13.754	80.07	0.234	10:15:20.910
11 -	44.363	29.703	1:14.066	79.73	0.546	10:16:34.976
12 -	44.060	29.782	1:13.842	79.97	0.322	10:17:48.818
13 -	44.140	29.941	1:14.081	79.71	0.561	10:19:02.899
14 -	44.088	29.721	1:13.809	80.01	0.289	10:20:16.708
15 -	44.339	29.790	1:14.129	79.66	0.609	10:21:30.837
16 -	43.831	29.851	1:13.682 (2)	80.15	0.162	10:22:44.519
17 -	43.966	29.721	1:13.687 (3)	80.14	0.167	10:23:58.206

P21 28 Harry MOSS			R Racing			
IDEAL LAP TIME : 1:13.046		BEST LAP TIME : 1:13.165		DIFFERENCE : 0.119		
LAP	SECTOR 1	SECTOR 2	LAP TIME	MPH	DIFF	TIME OF DAY
1 -		30.383	1:20.080	73.74	6.915	10:04:14.384
2 -	43.543	29.738	1:13.281 (3)	80.58	0.116	10:05:27.665
3 -	44.393	30.044	1:14.437	79.33	1.272	10:06:42.102
4 -	1:07.892	IN PIT	1:42.229 P	57.76	29.064	10:08:24.331
5 -	OUTLAP	30.070	1:58.957	49.64	45.792	10:10:23.288
6 -	43.492	29.673	1:13.165 (1)	80.71		10:11:36.453
7 -	44.216	29.803	1:14.019	79.78	0.854	10:12:50.472
8 -	43.952	29.873	1:13.825	79.99	0.660	10:14:04.297
9 -	43.545	29.715	1:13.260 (2)	80.61	0.095	10:15:17.557
10 -	43.728	29.752	1:13.480	80.37	0.315	10:16:31.037
11 -	43.575	29.794	1:13.369	80.49	0.204	10:17:44.406
12 -	43.810	29.601	1:13.411	80.44	0.246	10:18:57.817
13 -	43.550	29.829	1:13.379	80.48	0.214	10:20:11.196
14 -	43.445	29.863	1:13.308	80.55	0.143	10:21:24.504
15 -	43.740	29.799	1:13.539	80.30	0.374	10:22:38.043
16 -	44.178	30.020	1:14.198	79.59	1.033	10:23:52.241

Ginetta Junior Championship

RACE 10 - BEST SECTORS

SECTOR 1			SECTOR 2			IDEAL / BEST COMPARISON						
POS	NO	NAME	TIME	NO	NAME	TIME	POS	NO	NAME	IDEAL	BEST	DIFF
									PERFECT LAP	1:11.998		
1	43	CLARK	42.745	25	JEFF-HALL	29.253	1	43	CLARK	1:12.003	1:12.184	0.181
2	67	SAETER	42.820	43	CLARK	29.258	2	67	SAETER	1:12.137	1:12.387	0.250
3	50	HART	42.830	26	JOSLYN	29.277	3	50	HART	1:12.154	1:12.425	0.271
4	90	FERNANDEZ	42.858	67	SAETER	29.317	4	25	JEFF-HALL	1:12.166	1:12.256	0.090
5	25	JEFF-HALL	42.913	90	FERNANDEZ	29.320	5	90	FERNANDEZ	1:12.178	1:12.372	0.194
6	27	SLATER	42.975	50	HART	29.324	6	11	DAN	1:12.379	1:12.489	0.110
7	11	DAN	43.028	11	DAN	29.351	7	27	SLATER	1:12.380	1:12.441	0.061
8	35	PHELPS	43.036	35	PHELPS	29.360	8	26	JOSLYN	1:12.381	1:12.444	0.063
9	53	CARNEY	43.058	31	LIVESEY	29.366	9	35	PHELPS	1:12.396	1:12.466	0.070
10	26	JOSLYN	43.104	53	CARNEY	29.384	10	53	CARNEY	1:12.442	1:12.516	0.074
11	31	LIVESEY	43.130	27	SLATER	29.405	11	31	LIVESEY	1:12.496	1:12.496	0.000
12	70	PETERS (F)	43.195	5	INGRAM HILL	29.420	12	5	INGRAM HILL	1:12.656	1:12.741	0.085
13	5	INGRAM HILL	43.236	75	CRONIN	29.463	13	70	PETERS (F)	1:12.688	1:12.863	0.175
14	75	CRONIN	43.285	70	PETERS (F)	29.493	14	75	CRONIN	1:12.748	1:12.910	0.162
15	18	BYRNE (F)	43.338	18	BYRNE (F)	29.512	15	18	BYRNE (F)	1:12.850	1:12.999	0.149
16	23	MIALL	43.379	20	MABUNDA (F)	29.535	16	20	MABUNDA (F)	1:13.026	1:13.231	0.205
17	28	MOSS	43.445	74	DAVIES (F)	29.550	17	28	MOSS	1:13.046	1:13.165	0.119
18	20	MABUNDA (F)	43.491	28	MOSS	29.601	18	74	DAVIES (F)	1:13.079	1:13.079	0.000
19	74	DAVIES (F)	43.529	4	ELLIS (F)	29.607	19	23	MIALL	1:13.120	1:13.200	0.080
20	4	ELLIS (F)	43.560	45	ROBINSON (F)	29.703	20	4	ELLIS (F)	1:13.167	1:13.489	0.322
21	45	ROBINSON (F)	43.804	23	MIALL	29.741	21	45	ROBINSON (F)	1:13.507	1:13.520	0.013

Ginetta Junior Championship

RACE 10 - STATISTICS

Competitors Started 21
Planned Start 2024-08-18 @ 10:00:00.000
Actual Start 2024-08-18 @ 10:02:54.303
Finish Time 2024-08-18 @ 10:23:35.158
Track Length 1.6404mi.
Total Laps 356
Total Distance Covered 584.0049mi.

Session Fastest Lap History

NO	CL	NAME	LAP TIME	TIME OF DAY	LAP	VEHICLE
25	R	Ethan JEFF-HALL	1:16.203	10:04:10.505	1	R Racing
25	R	Ethan JEFF-HALL	1:12.256	10:05:22.761	2	R Racing
43	R	Archie CLARK	1:12.212	10:06:38.307	3	Elite Motorsport
43	R	Archie CLARK	1:12.184	10:21:13.546	15	Elite Motorsport

Session Leader History

NO	CL	NAME	FROM LAP	LAPS LED	DISTANCE	VEHICLE
25	R	Ethan JEFF-HALL	1	4	6.56 miles	R Racing
90		Chase FERNANDEZ	5	13	21.32 miles	R Racing

Flag History

TYPE	TIME OF DAY
GREEN	10:02:54.303
FINISH	10:23:35.158

Flag Statistics

TYPE	COUNT	TOTAL LAPS	TOTAL TIME
Green	1	17	21:14.297
Red	0	0	0.000
Safety Car	0	0	0.000
FCY	0	0	0.000

Ginetta Junior Championship

RACE 10 - STATISTICS

CLASS :

6 Starters

Fastest Lap History

NO	NAME	LAP TIME	TIME OF DAY	LAP	VEHICLE
90	Chase FERNANDEZ	1:16.352	10:04:10.657	1	R Racing
90	Chase FERNANDEZ	1:12.372	10:05:23.031	2	R Racing

Leader History

NO	NAME	FROM LAP	LAPS LED	DISTANCE	VEHICLE
90	Chase FERNANDEZ	1	17	27.88 miles	R Racing

Ginetta Junior Championship

RACE 10 - STATISTICS

CLASS : R

15 Starters

Fastest Lap History

NO	NAME	LAP TIME	TIME OF DAY	LAP	VEHICLE
25	Ethan JEFF-HALL	1:16.203	10:04:10.505	1	R Racing
25	Ethan JEFF-HALL	1:12.256	10:05:22.761	2	R Racing
43	Archie CLARK	1:12.212	10:06:38.307	3	Elite Motorsport
43	Archie CLARK	1:12.184	10:21:13.546	15	Elite Motorsport

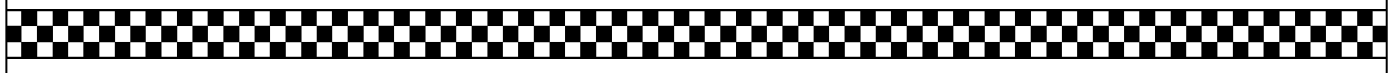
Leader History

NO	NAME	FROM LAP	LAPS LED	DISTANCE	VEHICLE
25	Ethan JEFF-HALL	1	17	27.88 miles	R Racing

Ginetta Junior Championship

RACE 16 - GRID (20 minutes)

ROW 11		21	28	Harry MOSS
	20	45	Jack ROBINSON (F)	
ROW 10		19	20	Ntiyiso MABUNDA (F)
	18	4	James ELLIS (F)	
ROW 9		17	18	Torrin BYRNE (F)
	16	74	Alfie DAVIES (F)	
ROW 8		15	23	Holly MIALL
	14	31	Felix LIVESEY	
ROW 7		13	75	Colin CRONIN
	12	70	Jude PETERS (F)	
ROW 6		11	5	Tom INGRAM HILL
	10	26	Henry JOSLYN	
ROW 5		9	53	Ethan CARNEY
	8	11	Ruben DAN	
ROW 4		7	27	Alfie SLATER
	6	43	Archie CLARK	
ROW 3		5	50	Charlie HART
	4	67	Marcus SAETER	
ROW 2		3	35	Isaac PHELPS
	2	25	Ethan JEFF-HALL	
ROW 1		1	90	Chase FERNANDEZ
				Pole



These results are provisional until the conclusion of any judicial and technical matters.

Silverstone National: 1.6404 miles

Clerk Of Course: Paul Levitt	Stewards:	Timekeeper: Sarah Evans	
------------------------------	-----------	-------------------------	--

Results can be found at www.tsl-timing.com

Printed - 12:55 Sunday, 18 August 2024

Ginetta Junior Championship

RACE 16 - CLASSIFICATION

Race Distance: 17 Laps / 27.88 miles

POS	NO	CL	PIC	NAME	NAT	ENTRY	LAPS	TIME	GAP	DIFF	MPH	BEST	ON	GRD	↑↓
1	50		1	Charlie HART	GBR	Elite Motorsport	17	20:42.018			80.83	1:12.310	4	5	4
2	90		2	Chase FERNANDEZ	GBR	R Racing	17	20:42.088	0.070	0.070	80.82	1:12.350	3	1	-1
3	43	R	1	Archie CLARK	GBR	Elite Motorsport	17	20:42.418	0.400	0.330	80.80	1:12.288	10	6	3
4	25	R	2	Ethan JEFF-HALL	GBR	R Racing	17	20:42.691	0.673	0.273	80.78	1:12.128	2	2	-2
5	26*		3	Henry JOSLYN	GBR	Preptech UK	17	20:47.694	5.676	5.003	80.46	1:12.366	3	10	5
6	35	R	3	Isaac PHELPS	GBR	Elite Motorsport	17	20:48.195	6.177	0.501	80.43	1:12.690	8	3	-3
7	27	R	4	Alfie SLATER	GBR	R Racing	17	20:48.925	6.907	0.730	80.38	1:12.384	4	7	0
8	67	R	5	Marcus SAETER	NOR	R Racing	17	20:49.112	7.094	0.187	80.37	1:12.527	4	4	-4
9	31		4	Felix LIVESEY	GBR	MDD Racing	17	20:49.924	7.906	0.812	80.32	1:12.507	4	14	5
10	11	R	6	Ruben DAN	AUS	Elite Motorsport	17	20:50.966	8.948	1.042	80.25	1:12.455	6	8	-2
11	53	R	7	Ethan CARNEY	USA	Preptech UK	17	20:51.237	9.219	0.271	80.23	1:12.468	4	9	-2
12	5	R	8	Tom INGRAM HILL	GBR	R Racing	17	20:51.532	9.514	0.295	80.21	1:12.873	4	11	-1
13	75	R	9	Colin CRONIN	IRL	Fox Motorsport	17	20:51.906	9.888	0.374	80.19	1:12.802	3	13	0
14	18	R	10	Torrin BYRNE (F)	GBR	Pace Performance	17	20:57.466	15.448	5.560	79.84	1:13.240	7	17	3
15	4	R	11	James ELLIS (F)	GBR	MDD Racing	17	21:06.774	24.756	9.308	79.25	1:13.600	6	18	3
16	74	R	12	Alfie DAVIES (F)	GBR	Preptech UK	17	21:06.889	24.871	0.115	79.24	1:13.302	7	16	0
17	70	R	13	Jude PETERS (F)	GBR	E3 Sport	17	21:07.605	25.587	0.716	79.20	1:13.660	7	12	-5
18	23		5	Holly MIALL	GBR	Fox Motorsport	17	21:12.037	30.019	4.432	78.92	1:13.419	6	15	-3
19	45	R	14	Jack ROBINSON (F)	GBR	Fox Motorsport	17	21:12.370	30.352	0.333	78.90	1:13.646	5	20	1
20	20*	R	15	Ntiyiso MABUNDA (F)	ZAF	Pace Performance	17	21:38.474	56.456	26.104	77.31	1:13.312	15	19	-1
21	28*		6	Harry MOSS	GBR	R Racing	17	21:39.431	57.413	0.957	77.26	1:13.187	5	21	0

FASTEST LAP

25	R	Ethan JEFF-HALL	GBR	R Racing	2	1:12.128	81.87 mph	131.76 kph
50		Charlie HART	GBR	Elite Motorsport	4	1:12.310	81.67 mph	131.43 kph

Comments: Cars 20, 26 & 28 - 5 second penalty - Track Limits
Cars 20 & 28 - 10 second penalty - Track Limits

Weather / Track : Bright / Dry

These results are provisional until the conclusion of any judicial and technical matters.

Date: 18/08/2024 Start: 14:12 Finish: 14:33

Silverstone National: 1.6404 miles

Clerk Of Course: Paul Levitt

Stewards:

Timekeeper: Sarah Evans



Results can be found at www.tsl-timing.com

Printed - 14:38 Sunday, 18 August 2024

Ginetta Junior Championship

RACE 16 - LAP CHART

LAP 1 @ 14:14:01.631			LAP 2 @ 14:15:13.912			LAP 3 @ 14:16:26.201			LAP 4 @ 14:17:38.738			LAP 5 @ 14:18:51.631		
NO	BEHIND	LAP TIME	NO	BEHIND	LAP TIME	NO	BEHIND	LAP TIME	NO	BEHIND	LAP TIME	NO	BEHIND	LAP TIME
90		1:16.042	25		1:12.128	25		1:12.289	90		1:12.389	90		1:12.893
25	0.153	1:16.195	90	0.087	1:12.368	90	0.148	1:12.350	25	0.085	1:12.622	25	0.130	1:12.938
50	0.362	1:16.404	50	0.523	1:12.442	50	0.783	1:12.549	50	0.556	1:12.310	50	0.319	1:12.656
35	0.835	1:16.877	67	1.590	1:12.841	67	1.894	1:12.593	67	1.884	1:12.527	67	1.902	1:12.911
67	1.030	1:17.072	35	1.811	1:13.257	26	2.073	1:12.366	26	2.016	1:12.480	26	2.054	1:12.931
27	1.236	1:17.278	26	1.996	1:12.822	35	2.411	1:12.889	43	2.300	1:12.300	43	2.397	1:12.990
43	1.335	1:17.377	43	2.233	1:13.179	43	2.537	1:12.593	35	2.744	1:12.870	11	3.051	1:12.777
26	1.455	1:17.497	27	2.470	1:13.515	11	3.214	1:12.882	11	3.167	1:12.490	35	3.172	1:13.321
11	1.697	1:17.739	11	2.621	1:13.205	27	3.719	1:13.538	27	3.566	1:12.384	27	3.390	1:12.717
53	2.101	1:18.143	53	2.906	1:13.086	53	3.930	1:13.313	53	3.861	1:12.468	31	4.112	1:12.804
31	2.616	1:18.658	31	3.213	1:12.878	31	4.231	1:13.307	31	4.201	1:12.507	53	4.409	1:13.441
70	2.833	1:18.875	5	3.965	1:13.325	5	4.833	1:13.157	5	5.169	1:12.873	5	5.673	1:13.397
5	2.921	1:18.963	70	4.442	1:13.890	75	5.025	1:12.802	75	5.394	1:12.906	75	5.949	1:13.448
75	3.234	1:19.276	75	4.512	1:13.559	70	6.149	1:13.996	70	7.762	1:14.150	70	9.012	1:14.143
23	3.443	1:19.485	23	4.917	1:13.755	23	6.229	1:13.601	23	7.945	1:14.253	18	9.153	1:13.735
74	4.115	1:20.157	74	5.577	1:13.743	74	6.766	1:13.478	74	8.094	1:13.865	74	10.848	1:15.647
18	4.284	1:20.326	18	5.641	1:13.638	18	7.090	1:13.738	18	8.311	1:13.758	4	11.297	1:14.397
4	4.371	1:20.413	4	6.472	1:14.382	4	8.205	1:14.022	4	9.793	1:14.125	45	12.977	1:13.646
45	4.559	1:20.601	45	6.697	1:14.419	45	10.788	1:16.380	45	12.224	1:13.973	28	13.573	1:13.187
28	4.696	1:20.738	20	10.473	1:17.855	28	12.240	1:13.835	28	13.279	1:13.576	20	14.084	1:13.500
20	4.899	1:20.941	28	10.694	1:18.279	20	12.482	1:14.298	20	13.477	1:13.532	23	16.008	1:20.956

Ginetta Junior Championship

RACE 16 - LAP CHART

LAP 6 @ 14:20:04.505			LAP 7 @ 14:21:16.891			LAP 8 @ 14:22:29.291			LAP 9 @ 14:23:42.537			LAP 10 @ 14:24:55.762		
NO	BEHIND	LAP TIME	NO	BEHIND	LAP TIME	NO	BEHIND	LAP TIME	NO	BEHIND	LAP TIME	NO	BEHIND	LAP TIME
25		1:12.744	25		1:12.386	25		1:12.400	90		1:13.053	25		1:12.926
90	0.109	1:12.983	90	0.143	1:12.420	90	0.193	1:12.450	50	0.191	1:13.009	90	0.169	1:13.394
50	0.465	1:13.020	50	0.463	1:12.384	50	0.428	1:12.365	25	0.299	1:13.545	50	0.323	1:13.357
67	1.669	1:12.641	26	2.394	1:13.005	26	3.021	1:13.027	43	2.564	1:12.537	43	1.627	1:12.288
26	1.775	1:12.595	43	2.588	1:12.901	43	3.273	1:13.085	26	2.669	1:12.894	26	1.927	1:12.483
43	2.073	1:12.550	67	2.601	1:13.318	67	3.372	1:13.171	67	2.982	1:12.856	67	3.295	1:13.538
11	2.632	1:12.455	11	2.913	1:12.667	11	3.618	1:13.105	11	3.102	1:12.730	27	3.432	1:12.856
27	3.170	1:12.654	27	3.295	1:12.511	35	4.073	1:12.690	27	3.801	1:12.943	11	3.742	1:13.865
35	3.388	1:13.090	35	3.783	1:12.781	27	4.104	1:13.209	35	4.007	1:13.180	35	4.164	1:13.382
31	4.063	1:12.825	31	4.406	1:12.729	31	5.166	1:13.160	31	5.042	1:13.122	31	5.528	1:13.711
53	4.394	1:12.859	53	4.638	1:12.630	53	5.408	1:13.170	53	5.281	1:13.119	53	5.735	1:13.679
5	5.797	1:12.998	5	6.450	1:13.039	5	7.093	1:13.043	5	7.159	1:13.312	5	7.079	1:13.145
75	6.074	1:12.999	75	6.679	1:12.991	75	7.332	1:13.053	75	7.354	1:13.268	75	7.351	1:13.222
18	10.199	1:13.920	18	11.053	1:13.240	18	11.989	1:13.336	18	12.304	1:13.561	18	12.450	1:13.371
70	10.577	1:14.439	70	11.851	1:13.660	70	13.384	1:13.933	70	14.488	1:14.350	74	16.303	1:14.858
74	11.547	1:13.573	74	12.463	1:13.302	74	13.430	1:13.367	74	14.670	1:14.486	70	16.624	1:15.361
4	12.023	1:13.600	4	13.352	1:13.715	4	14.742	1:13.790	4	15.507	1:14.011	4	16.691	1:14.409
28	14.268	1:13.569	20	17.261	1:14.974	45	19.446	1:14.567	20	20.368	1:13.853	45	21.339	1:14.021
45	14.281	1:14.178	45	17.279	1:15.384	20	19.761	1:14.900	45	20.543	1:14.343	20	21.507	1:14.364
20	14.673	1:13.463	23	20.568	1:16.401	23	21.809	1:13.641	23	22.569	1:14.006	23	23.407	1:14.063
23	16.553	1:13.419	28	28.795	1:26.913	28	30.520	1:14.125	28	31.399	1:14.125	28	32.029	1:13.855

Ginetta Junior Championship

RACE 16 - LAP CHART

LAP 11 @ 14:26:09.262			LAP 12 @ 14:27:21.874			LAP 13 @ 14:28:35.425			LAP 14 @ 14:29:48.451			LAP 15 @ 14:31:01.238		
NO	BEHIND	LAP TIME	NO	BEHIND	LAP TIME	NO	BEHIND	LAP TIME	NO	BEHIND	LAP TIME	NO	BEHIND	LAP TIME
90		1:13.331	90		1:12.612	90		1:13.551	43		1:12.650	90		1:12.697
50	0.117	1:13.294	50	0.139	1:12.634	43	0.376	1:13.147	90	0.090	1:13.116	50	0.131	1:12.547
25	0.372	1:13.872	25	0.227	1:12.467	50	0.801	1:14.213	50	0.371	1:12.596	43	0.490	1:13.277
43	0.713	1:12.586	43	0.780	1:12.679	25	0.871	1:14.195	25	0.725	1:12.880	25	0.609	1:12.671
26	0.995	1:12.568	26	0.942	1:12.559	26	0.892	1:13.501	26	1.095	1:13.229	26	0.855	1:12.547
27	3.223	1:13.291	27	4.875	1:14.264	35	4.729	1:13.093	35	5.499	1:13.796	35	6.085	1:13.373
11	3.411	1:13.169	67	5.178	1:13.953	27	4.731	1:13.407	27	6.637	1:14.932	27	7.298	1:13.448
67	3.837	1:14.042	35	5.187	1:13.939	67	4.941	1:13.314	67	6.938	1:15.023	67	7.503	1:13.352
35	3.860	1:13.196	11	5.713	1:14.914	11	5.127	1:12.965	31	6.992	1:14.379	31	7.972	1:13.767
31	5.455	1:13.427	31	6.047	1:13.204	31	5.639	1:13.143	53	7.045	1:14.109	53	8.178	1:13.920
53	5.676	1:13.441	53	6.523	1:13.459	53	5.962	1:12.990	11	7.177	1:15.076	11	8.287	1:13.897
5	6.697	1:13.118	5	7.398	1:13.313	5	6.902	1:13.055	5	7.460	1:13.584	5	8.483	1:13.810
75	7.177	1:13.326	75	7.897	1:13.332	75	7.353	1:13.007	75	7.659	1:13.332	75	8.702	1:13.830
18	12.472	1:13.522	18	13.509	1:13.649	18	13.518	1:13.560	18	14.005	1:13.513	18	14.768	1:13.550
4	17.365	1:14.174	74	19.679	1:14.783	74	20.909	1:14.781	4	22.228	1:14.327	4	23.321	1:13.880
74	17.508	1:14.705	4	19.947	1:15.194	4	20.927	1:14.531	74	22.678	1:14.795	74	23.718	1:13.827
70	17.924	1:14.800	70	20.034	1:14.722	70	21.148	1:14.665	70	23.026	1:14.904	70	24.110	1:13.871
45	22.651	1:14.812	45	24.537	1:14.498	45	24.767	1:13.781	45	26.692	1:14.951	45	28.160	1:14.255
23	25.521	1:15.614	23	26.491	1:13.582	23	26.566	1:13.626	23	27.056	1:13.516	23	28.248	1:13.979
28	32.890	1:14.361	28	34.055	1:13.777	28	34.391	1:13.887	28	35.099	1:13.734	28	35.971	1:13.659
20	33.813	1:25.806	20	35.086	1:13.885	20	35.185	1:13.650	20	35.693	1:13.534	20	36.218	1:13.312

Ginetta Junior Championship

RACE 16 - LAP CHART

LAP 16 @ 14:32:14.419			LAP 17 @ 14:33:27.607		
NO	BEHIND	LAP TIME	NO	BEHIND	LAP TIME
90		1:13.181	50		1:13.101
50	0.087	1:13.137	90	0.070	1:13.258
43	0.206	1:12.897	43	0.400	1:13.382
25	0.325	1:12.897	25	0.673	1:13.536
26	0.510	1:12.836	26	0.676	1:13.354
35	6.097	1:13.193	35	6.177	1:13.268
27	7.051	1:12.934	27	6.907	1:13.044
67	7.301	1:12.979	67	7.094	1:12.981
31	7.772	1:12.981	31	7.906	1:13.322
53	8.698	1:13.701	11	8.948	1:13.356
11	8.780	1:13.674	53	9.219	1:13.709
5	9.131	1:13.829	5	9.514	1:13.571
75	9.396	1:13.875	75	9.888	1:13.680
18	15.267	1:13.680	18	15.448	1:13.369
4	24.029	1:13.889	4	24.756	1:13.915
74	24.201	1:13.664	74	24.871	1:13.858
70	24.973	1:14.044	70	25.587	1:13.802
23	29.246	1:14.179	23	30.019	1:13.961
45	29.843	1:14.864	45	30.352	1:13.697
20	40.182	1:17.145	20	41.456	1:14.462
28	42.260	1:19.470	28	42.413	1:13.341

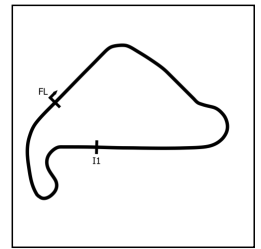
Ginetta Junior Championship

RACE 16 - POSITION CHART

No	Name	Lap																	
		Pos	1	2	3	4	5	6	7	8	9	10	11	12	13	14	15	16	17
90	FERNANDEZ	1	90	25	25	90	90	25	25	25	90	25	90	90	90	43	90	90	50
25	JEFF-HALL	2	25	90	90	25	25	90	90	90	50	90	50	50	43	90	50	50	90
35	PHELPS	3	50	50	50	50	50	50	50	50	25	50	25	25	50	50	43	43	43
67	SAETER	4	35	67	67	67	67	67	26	26	43	43	43	43	25	25	25	25	25
50	HART	5	67	35	26	26	26	26	43	43	26	26	26	26	26	26	26	26	26
43	CLARK	6	27	26	35	43	43	43	67	67	67	67	27	27	35	35	35	35	35
27	SLATER	7	43	43	43	35	11	11	11	11	11	27	11	67	27	27	27	27	27
11	DAN	8	26	27	11	11	35	27	27	35	27	11	67	35	67	67	67	67	67
53	CARNEY	9	11	11	27	27	27	35	35	27	35	35	35	11	11	31	31	31	31
26	JOSLYN	10	53	53	53	53	31	31	31	31	31	31	31	31	31	53	53	53	11
5	INGRAM HILL	11	31	31	31	31	53	53	53	53	53	53	53	53	53	11	11	11	53
70	PETERS (F)	12	70	5	5	5	5	5	5	5	5	5	5	5	5	5	5	5	5
75	CRONIN	13	5	70	75	75	75	75	75	75	75	75	75	75	75	75	75	75	75
31	LIVESEY	14	75	75	70	70	70	18	18	18	18	18	18	18	18	18	18	18	18
23	MIALL	15	23	23	23	23	18	70	70	70	70	74	4	74	74	4	4	4	4
74	DAVIES (F)	16	74	74	74	74	74	74	74	74	74	70	74	4	4	74	74	74	74
18	BYRNE (F)	17	18	18	18	18	4	4	4	4	4	4	70	70	70	70	70	70	70
4	ELLIS (F)	18	4	4	4	4	45	28	20	45	20	45	45	45	45	45	45	23	23
20	MABUNDA (F)	19	45	45	45	45	28	45	45	20	45	20	23	23	23	23	23	45	45
45	ROBINSON (F)	20	28	20	28	28	20	20	23	23	23	23	28	28	28	28	28	20	20
28	MOSS	21	20	28	20	20	23	23	28	28	28	28	20	20	20	20	20	28	28

Ginetta Junior Championship

RACE 16 - SECTOR ANALYSIS



SECTOR 1 = FL to I1, SECTOR 2 = I1 to FL, DIFF = Difference To Personal Best Lap, P = Crossed Finish Line in Pit Lane, D = Time Disallowed

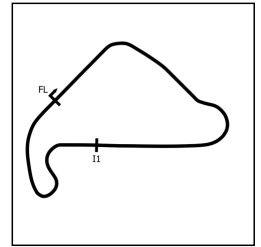
P1 50		Charlie HART		Elite Motorsport		
IDEAL LAP TIME : 1:12.159		BEST LAP TIME : 1:12.310		DIFFERENCE : 0.151		
LAP	SECTOR 1	SECTOR 2	LAP TIME	MPH	DIFF	TIME OF DAY
1 -		29.290	1:16.404	77.29	4.094	14:14:01.993
2 -	42.869	29.573	1:12.442	81.52	0.132	14:15:14.435
3 -	43.191	29.358	1:12.549	81.40	0.239	14:16:26.984
4 -	43.018	29.292	1:12.310 (1)	81.67		14:17:39.294
5 -	43.141	29.515	1:12.656	81.28	0.346	14:18:51.950
6 -	43.306	29.714	1:13.020	80.87	0.710	14:20:04.970
7 -	42.960	29.424	1:12.384 (3)	81.58	0.074	14:21:17.354
8 -	42.912	29.453	1:12.365 (2)	81.60	0.055	14:22:29.719
9 -	43.364	29.645	1:13.009	80.88	0.699	14:23:42.728
10 -	43.577	29.780	1:13.357	80.50	1.047	14:24:56.085
11 -	43.776	29.518	1:13.294	80.57	0.984	14:26:09.379
12 -	43.107	29.527	1:12.634	81.30	0.324	14:27:22.013
13 -	44.199	30.014	1:14.213	79.57	1.903	14:28:36.226
14 -	43.120	29.476	1:12.596	81.34	0.286	14:29:48.822
15 -	43.091	29.456	1:12.547	81.40	0.237	14:31:01.369
16 -	43.109	30.028	1:13.137	80.74	0.827	14:32:14.506
17 -	43.478	29.623	1:13.101	80.78	0.791	14:33:27.607

P2 90		Chase FERNANDEZ		R Racing		
IDEAL LAP TIME : 1:12.188		BEST LAP TIME : 1:12.350		DIFFERENCE : 0.162		
LAP	SECTOR 1	SECTOR 2	LAP TIME	MPH	DIFF	TIME OF DAY
1 -		29.256	1:16.042	77.66	3.692	14:14:01.631
2 -	42.953	29.415	1:12.368 (2)	81.60	0.018	14:15:13.999
3 -	43.014	29.336	1:12.350 (1)	81.62		14:16:26.349
4 -	42.932	29.457	1:12.389 (3)	81.58	0.039	14:17:38.738
5 -	43.392	29.501	1:12.893	81.01	0.543	14:18:51.631
6 -	43.430	29.553	1:12.983	80.91	0.633	14:20:04.614
7 -	43.026	29.394	1:12.420	81.54	0.070	14:21:17.034
8 -	42.966	29.484	1:12.450	81.51	0.100	14:22:29.484
9 -	43.395	29.658	1:13.053	80.84	0.703	14:23:42.537
10 -	43.786	29.608	1:13.394	80.46	1.044	14:24:55.931
11 -	43.711	29.620	1:13.331	80.53	0.981	14:26:09.262
12 -	43.143	29.469	1:12.612	81.33	0.262	14:27:21.874
13 -	44.011	29.540	1:13.551	80.29	1.201	14:28:35.425
14 -	43.423	29.693	1:13.116	80.77	0.766	14:29:48.541
15 -	43.295	29.402	1:12.697	81.23	0.347	14:31:01.238
16 -	43.131	30.050	1:13.181	80.69	0.831	14:32:14.419
17 -	43.474	29.784	1:13.258	80.61	0.908	14:33:27.677

P3 43 R		Archie CLARK		Elite Motorsport		
IDEAL LAP TIME : 1:12.117		BEST LAP TIME : 1:12.288		DIFFERENCE : 0.171		
LAP	SECTOR 1	SECTOR 2	LAP TIME	MPH	DIFF	TIME OF DAY
1 -		30.020	1:17.377	76.32	5.089	14:14:02.966
2 -	43.707	29.472	1:13.179	80.70	0.891	14:15:16.145
3 -	42.930	29.663	1:12.593	81.35	0.305	14:16:28.738
4 -	42.993	29.307	1:12.300 (2)	81.68	0.012	14:17:41.038
5 -	43.270	29.720	1:12.990	80.91	0.702	14:18:54.028
6 -	42.817	29.733	1:12.550	81.40	0.262	14:20:06.578
7 -	42.942	29.959	1:12.901	81.00	0.613	14:21:19.479
8 -	43.354	29.731	1:13.085	80.80	0.797	14:22:32.564
9 -	43.237	29.300	1:12.537 (3)	81.41	0.249	14:23:45.101
10 -	42.927	29.361	1:12.288 (1)	81.69		14:24:57.389
11 -	43.171	29.415	1:12.586	81.36	0.298	14:26:09.975
12 -	43.068	29.611	1:12.679	81.25	0.391	14:27:22.654
13 -	43.532	29.615	1:13.147	80.73	0.859	14:28:35.801
14 -	43.140	29.510	1:12.650	81.28	0.362	14:29:48.451
15 -	43.861	29.416	1:13.277	80.59	0.989	14:31:01.728
16 -	43.027	29.870	1:12.897	81.01	0.609	14:32:14.625
17 -	43.520	29.862	1:13.382	80.47	1.094	14:33:28.007

Ginetta Junior Championship

RACE 16 - SECTOR ANALYSIS



SECTOR 1 = FL to I1, SECTOR 2 = I1 to FL, DIFF = Difference To Personal Best Lap, P = Crossed Finish Line in Pit Lane, D = Time Disallowed

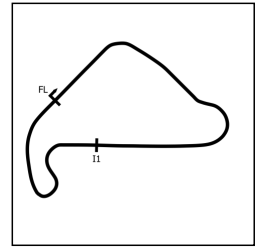
P4 25 R		Ethan JEFF-HALL		R Racing		
IDEAL LAP TIME : 1:12.101		BEST LAP TIME : 1:12.128		DIFFERENCE : 0.027		
LAP	SECTOR 1	SECTOR 2	LAP TIME	MPH	DIFF	TIME OF DAY
1 -		29.313	1:16.195	77.50	4.067	14:14:01.784
2 -	42.866	29.262	1:12.128 (1)	81.87		14:15:13.912
3 -	43.012	29.277	1:12.289 (2)	81.69	0.161	14:16:26.201
4 -	42.990	29.632	1:12.622	81.32	0.494	14:17:38.823
5 -	43.409	29.529	1:12.938	80.96	0.810	14:18:51.761
6 -	43.316	29.428	1:12.744	81.18	0.616	14:20:04.505
7 -	43.020	29.366	1:12.386 (3)	81.58	0.258	14:21:16.891
8 -	42.985	29.415	1:12.400	81.57	0.272	14:22:29.291
9 -	43.736	29.809	1:13.545	80.30	1.417	14:23:42.836
10 -	43.404	29.522	1:12.926	80.98	0.798	14:24:55.762
11 -	44.064	29.808	1:13.872	79.94	1.744	14:26:09.634
12 -	43.232	29.235	1:12.467	81.49	0.339	14:27:22.101
13 -	44.151	30.044	1:14.195	79.59	2.067	14:28:36.296
14 -	43.555	29.325	1:12.880	81.03	0.752	14:29:49.176
15 -	43.280	29.391	1:12.671	81.26	0.543	14:31:01.847
16 -	43.054	29.843	1:12.897	81.01	0.769	14:32:14.744
17 -	43.820	29.716	1:13.536	80.30	1.408	14:33:28.280

P5 26		Henry JOSLYN		Preptech UK		
IDEAL LAP TIME : 1:12.217		BEST LAP TIME : 1:12.366		DIFFERENCE : 0.149		
LAP	SECTOR 1	SECTOR 2	LAP TIME	MPH	DIFF	TIME OF DAY
1 -		29.255	1:17.497	76.20	5.131	14:14:03.086
2 -	43.435	29.387	1:12.822	81.09	0.456	14:15:15.908
3 -	43.028	29.338	1:12.366 (1)	81.60		14:16:28.274
4 -	43.062	29.418	1:12.480 (2)	81.47	0.114	14:17:40.754
5 -	43.542	29.389	1:12.931	80.97	0.565	14:18:53.685
6 -	42.997	29.598	1:12.595	81.35	0.229	14:20:06.280
7 -	43.116	29.889	1:13.005	80.89	0.639	14:21:19.285
8 -	43.427	29.600	1:13.027	80.86	0.661	14:22:32.312
9 -	43.479	29.415	1:12.894	81.01	0.528	14:23:45.206
10 -	42.962	29.521	1:12.483 (3)	81.47	0.117	14:24:57.689
11 -	43.051	29.517	1:12.568	81.38	0.202	14:26:10.257
12 -	43.300	29.259	1:12.559	81.39	0.193	14:27:22.816
13 -	43.462	30.039	1:13.501	80.34	1.135	14:28:36.317
14 -	43.787	29.442	1:13.229	80.64	0.863	14:29:49.546
15 -	43.214	29.333	1:12.547	81.40	0.181	14:31:02.093
16 -	43.322	29.514	1:12.836	81.08	0.470	14:32:14.929
17 -	43.673	29.681	1:13.354	80.50	0.988	14:33:28.283

P6 35 R		Isaac PHELPS		Elite Motorsport		
IDEAL LAP TIME : 1:12.549		BEST LAP TIME : 1:12.690		DIFFERENCE : 0.141		
LAP	SECTOR 1	SECTOR 2	LAP TIME	MPH	DIFF	TIME OF DAY
1 -		29.620	1:16.877	76.81	4.187	14:14:02.466
2 -	43.756	29.501	1:13.257	80.61	0.567	14:15:15.723
3 -	43.132	29.757	1:12.889	81.02	0.199	14:16:28.612
4 -	43.331	29.539	1:12.870 (3)	81.04	0.180	14:17:41.482
5 -	43.681	29.640	1:13.321	80.54	0.631	14:18:54.803
6 -	43.385	29.705	1:13.090	80.79	0.400	14:20:07.893
7 -	43.124	29.657	1:12.781 (2)	81.14	0.091	14:21:20.674
8 -	43.265	29.425	1:12.690 (1)	81.24		14:22:33.364
9 -	43.516	29.664	1:13.180	80.70	0.490	14:23:46.544
10 -	43.608	29.774	1:13.382	80.47	0.692	14:24:59.926
11 -	43.331	29.865	1:13.196	80.68	0.506	14:26:13.122
12 -	44.107	29.832	1:13.939	79.87	1.249	14:27:27.061
13 -	43.520	29.573	1:13.093	80.79	0.403	14:28:40.154
14 -	44.131	29.665	1:13.796	80.02	1.106	14:29:53.950
15 -	43.777	29.596	1:13.373	80.48	0.683	14:31:07.323
16 -	43.710	29.483	1:13.193	80.68	0.503	14:32:20.516
17 -	43.704	29.564	1:13.268	80.60	0.578	14:33:33.784

Ginetta Junior Championship

RACE 16 - SECTOR ANALYSIS



SECTOR 1 = FL to I1, SECTOR 2 = I1 to FL, DIFF = Difference To Personal Best Lap, P = Crossed Finish Line in Pit Lane, D = Time Disallowed

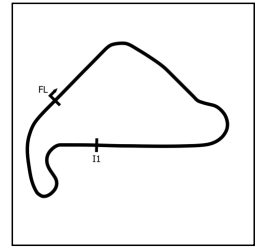
P7 27 R		Alfie SLATER		R Racing			
IDEAL LAP TIME : 1:12.369		BEST LAP TIME : 1:12.384		DIFFERENCE : 0.015			
LAP	SECTOR 1	SECTOR 2	LAP TIME	MPH	DIFF	TIME OF DAY	
1 -		29.483	1:17.278	76.42	4.894	14:14:02.867	
2 -	43.887	29.628	1:13.515	80.33	1.131	14:15:16.382	
3 -	43.998	29.540	1:13.538	80.30	1.154	14:16:29.920	
4 -	43.020	29.364	1:12.384 (1)	81.58		14:17:42.304	
5 -	43.116	29.601	1:12.717	81.21	0.333	14:18:55.021	
6 -	43.132	29.522	1:12.654 (3)	81.28	0.270	14:20:07.675	
7 -	43.005	29.506	1:12.511 (2)	81.44	0.127	14:21:20.186	
8 -	43.227	29.982	1:13.209	80.66	0.825	14:22:33.395	
9 -	43.384	29.559	1:12.943	80.96	0.559	14:23:46.338	
10 -	43.421	29.435	1:12.856	81.05	0.472	14:24:59.194	
11 -	43.628	29.663	1:13.291	80.57	0.907	14:26:12.485	
12 -	44.421	29.843	1:14.264	79.52	1.880	14:27:26.749	
13 -	43.581	29.826	1:13.407	80.45	1.023	14:28:40.156	
14 -	45.064	29.868	1:14.932	78.81	2.548	14:29:55.088	
15 -	43.658	29.790	1:13.448	80.40	1.064	14:31:08.536	
16 -	43.414	29.520	1:12.934	80.97	0.550	14:32:21.470	
17 -	43.323	29.721	1:13.044	80.85	0.660	14:33:34.514	

P8 67 R		Marcus SAETER		R Racing			
IDEAL LAP TIME : 1:12.270		BEST LAP TIME : 1:12.527		DIFFERENCE : 0.257			
LAP	SECTOR 1	SECTOR 2	LAP TIME	MPH	DIFF	TIME OF DAY	
1 -		29.850	1:17.072	76.62	4.545	14:14:02.661	
2 -	43.557	29.284	1:12.841	81.07	0.314	14:15:15.502	
3 -	43.204	29.389	1:12.593 (2)	81.35	0.066	14:16:28.095	
4 -	43.091	29.436	1:12.527 (1)	81.42		14:17:40.622	
5 -	43.465	29.446	1:12.911	80.99	0.384	14:18:53.533	
6 -	42.986	29.655	1:12.641 (3)	81.29	0.114	14:20:06.174	
7 -	43.081	30.237	1:13.318	80.54	0.791	14:21:19.492	
8 -	43.839	29.332	1:13.171	80.71	0.644	14:22:32.663	
9 -	43.319	29.537	1:12.856	81.05	0.329	14:23:45.519	
10 -	44.028	29.510	1:13.538	80.30	1.011	14:24:59.057	
11 -	43.952	30.090	1:14.042	79.76	1.515	14:26:13.099	
12 -	43.895	30.058	1:13.953	79.85	1.426	14:27:27.052	
13 -	43.592	29.722	1:13.314	80.55	0.787	14:28:40.366	
14 -	44.985	30.038	1:15.023	78.71	2.496	14:29:55.389	
15 -	43.490	29.862	1:13.352	80.51	0.825	14:31:08.741	
16 -	43.295	29.684	1:12.979	80.92	0.452	14:32:21.720	
17 -	43.230	29.751	1:12.981	80.92	0.454	14:33:34.701	

P9 31		Felix LIVESEY		MDD Racing			
IDEAL LAP TIME : 1:12.469		BEST LAP TIME : 1:12.507		DIFFERENCE : 0.038			
LAP	SECTOR 1	SECTOR 2	LAP TIME	MPH	DIFF	TIME OF DAY	
1 -		29.620	1:18.658	75.08	6.151	14:14:04.247	
2 -	43.224	29.654	1:12.878	81.03	0.371	14:15:17.125	
3 -	43.658	29.649	1:13.307	80.56	0.800	14:16:30.432	
4 -	42.996	29.511	1:12.507 (1)	81.44		14:17:42.939	
5 -	42.958	29.846	1:12.804 (3)	81.11	0.297	14:18:55.743	
6 -	43.210	29.615	1:12.825	81.09	0.318	14:20:08.568	
7 -	43.095	29.634	1:12.729 (2)	81.20	0.222	14:21:21.297	
8 -	43.493	29.667	1:13.160	80.72	0.653	14:22:34.457	
9 -	43.522	29.600	1:13.122	80.76	0.615	14:23:47.579	
10 -	43.854	29.857	1:13.711	80.11	1.204	14:25:01.290	
11 -	43.588	29.839	1:13.427	80.42	0.920	14:26:14.717	
12 -	43.479	29.725	1:13.204	80.67	0.697	14:27:27.921	
13 -	43.415	29.728	1:13.143	80.74	0.636	14:28:41.064	
14 -	44.148	30.231	1:14.379	79.39	1.872	14:29:55.443	
15 -	44.145	29.622	1:13.767	80.05	1.260	14:31:09.210	
16 -	43.401	29.580	1:12.981	80.92	0.474	14:32:22.191	
17 -	43.586	29.736	1:13.322	80.54	0.815	14:33:35.513	

Ginetta Junior Championship

RACE 16 - SECTOR ANALYSIS



SECTOR 1 = FL to I1, SECTOR 2 = I1 to FL, DIFF = Difference To Personal Best Lap, P = Crossed Finish Line in Pit Lane, D = Time Disallowed

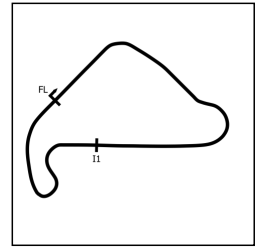
P10 11 R		Ruben DAN		Elite Motorsport		
IDEAL LAP TIME : 1:12.356		BEST LAP TIME : 1:12.455		DIFFERENCE : 0.099		
LAP	SECTOR 1	SECTOR 2	LAP TIME	MPH	DIFF	TIME OF DAY
1 -		29.843	1:17.739	75.96	5.284	14:14:03.328
2 -	43.631	29.574	1:13.205	80.67	0.750	14:15:16.533
3 -	43.615	29.267	1:12.882	81.03	0.427	14:16:29.415
4 -	43.218	29.272	1:12.490 (2)	81.46	0.035	14:17:41.905
5 -	43.176	29.601	1:12.777	81.14	0.322	14:18:54.682
6 -	43.089	29.366	1:12.455 (1)	81.50		14:20:07.137
7 -	43.188	29.479	1:12.667 (3)	81.27	0.212	14:21:19.804
8 -	43.576	29.529	1:13.105	80.78	0.650	14:22:32.909
9 -	43.397	29.333	1:12.730	81.19	0.275	14:23:45.639
10 -	44.516	29.349	1:13.865	79.95	1.410	14:24:59.504
11 -	43.518	29.651	1:13.169	80.71	0.714	14:26:12.673
12 -	44.309	30.605	1:14.914	78.83	2.459	14:27:27.587
13 -	43.383	29.582	1:12.965	80.93	0.510	14:28:40.552
14 -	44.856	30.220	1:15.076	78.66	2.621	14:29:55.628
15 -	43.949	29.948	1:13.897	79.91	1.442	14:31:09.525
16 -	43.888	29.786	1:13.674	80.15	1.219	14:32:23.199
17 -	43.691	29.665	1:13.356	80.50	0.901	14:33:36.555

P11 53 R		Ethan CARNEY		Preptech UK		
IDEAL LAP TIME : 1:12.468		BEST LAP TIME : 1:12.468		DIFFERENCE : 0.000		
LAP	SECTOR 1	SECTOR 2	LAP TIME	MPH	DIFF	TIME OF DAY
1 -		29.721	1:18.143	75.57	5.675	14:14:03.732
2 -	43.554	29.532	1:13.086	80.80	0.618	14:15:16.818
3 -	43.420	29.893	1:13.313	80.55	0.845	14:16:30.131
4 -	43.029	29.439	1:12.468 (1)	81.49		14:17:42.599
5 -	43.044	30.397	1:13.441	80.41	0.973	14:18:56.040
6 -	43.353	29.506	1:12.859 (3)	81.05	0.391	14:20:08.899
7 -	43.121	29.509	1:12.630 (2)	81.31	0.162	14:21:21.529
8 -	43.593	29.577	1:13.170	80.71	0.702	14:22:34.699
9 -	43.407	29.712	1:13.119	80.76	0.651	14:23:47.818
10 -	43.628	30.051	1:13.679	80.15	1.211	14:25:01.497
11 -	43.778	29.663	1:13.441	80.41	0.973	14:26:14.938
12 -	43.375	30.084	1:13.459	80.39	0.991	14:27:28.397
13 -	43.282	29.708	1:12.990	80.91	0.522	14:28:41.387
14 -	43.936	30.173	1:14.109	79.68	1.641	14:29:55.496
15 -	43.722	30.198	1:13.920	79.89	1.452	14:31:09.416
16 -	43.993	29.708	1:13.701	80.13	1.233	14:32:23.117
17 -	43.671	30.038	1:13.709	80.12	1.241	14:33:36.826

P12 5 R		Tom INGRAM HILL		R Racing		
IDEAL LAP TIME : 1:12.794		BEST LAP TIME : 1:12.873		DIFFERENCE : 0.079		
LAP	SECTOR 1	SECTOR 2	LAP TIME	MPH	DIFF	TIME OF DAY
1 -		29.788	1:18.963	74.79	6.090	14:14:04.552
2 -	43.741	29.584	1:13.325	80.54	0.452	14:15:17.877
3 -	43.435	29.722	1:13.157	80.72	0.284	14:16:31.034
4 -	43.272	29.601	1:12.873 (1)	81.04		14:17:43.907
5 -	43.645	29.752	1:13.397	80.46	0.524	14:18:57.304
6 -	43.463	29.535	1:12.998 (2)	80.90	0.125	14:20:10.302
7 -	43.439	29.600	1:13.039 (3)	80.85	0.166	14:21:23.341
8 -	43.474	29.569	1:13.043	80.85	0.170	14:22:36.384
9 -	43.595	29.717	1:13.312	80.55	0.439	14:23:49.696
10 -	43.623	29.522	1:13.145	80.73	0.272	14:25:02.841
11 -	43.526	29.592	1:13.118	80.76	0.245	14:26:15.959
12 -	43.636	29.677	1:13.313	80.55	0.440	14:27:29.272
13 -	43.492	29.563	1:13.055	80.83	0.182	14:28:42.327
14 -	43.847	29.737	1:13.584	80.25	0.711	14:29:55.911
15 -	44.036	29.774	1:13.810	80.01	0.937	14:31:09.721
16 -	43.939	29.890	1:13.829	79.99	0.956	14:32:23.550
17 -	43.982	29.589	1:13.571	80.27	0.698	14:33:37.121

Ginetta Junior Championship

RACE 16 - SECTOR ANALYSIS



SECTOR 1 = FL to I1, SECTOR 2 = I1 to FL, DIFF = Difference To Personal Best Lap, P = Crossed Finish Line in Pit Lane, D = Time Disallowed

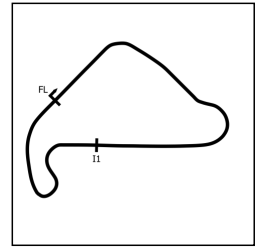
P13 75 R		Colin CRONIN		Fox Motorsport		
IDEAL LAP TIME : 1:12.713		BEST LAP TIME : 1:12.802		DIFFERENCE : 0.089		
LAP	SECTOR 1	SECTOR 2	LAP TIME	MPH	DIFF	TIME OF DAY
1 -		29.902	1:19.276	74.49	6.474	14:14:04.865
2 -	43.848	29.711	1:13.559	80.28	0.757	14:15:18.424
3 -	43.341	29.461	1:12.802 (1)	81.11		14:16:31.226
4 -	43.252	29.654	1:12.906 (2)	81.00	0.104	14:17:44.132
5 -	43.542	29.906	1:13.448	80.40	0.646	14:18:57.580
6 -	43.330	29.669	1:12.999	80.90	0.197	14:20:10.579
7 -	43.402	29.589	1:12.991 (3)	80.90	0.189	14:21:23.570
8 -	43.418	29.635	1:13.053	80.84	0.251	14:22:36.623
9 -	43.467	29.801	1:13.268	80.60	0.466	14:23:49.891
10 -	43.593	29.629	1:13.222	80.65	0.420	14:25:03.113
11 -	43.608	29.718	1:13.326	80.53	0.524	14:26:16.439
12 -	43.612	29.720	1:13.332	80.53	0.530	14:27:29.771
13 -	43.420	29.587	1:13.007	80.89	0.205	14:28:42.778
14 -	43.565	29.767	1:13.332	80.53	0.530	14:29:56.110
15 -	43.827	30.003	1:13.830	79.99	1.028	14:31:09.940
16 -	43.996	29.879	1:13.875	79.94	1.073	14:32:23.815
17 -	43.976	29.704	1:13.680	80.15	0.878	14:33:37.495

P14 18 R		Torrin BYRNE (F)		Pace Performance		
IDEAL LAP TIME : 1:13.066		BEST LAP TIME : 1:13.240		DIFFERENCE : 0.174		
LAP	SECTOR 1	SECTOR 2	LAP TIME	MPH	DIFF	TIME OF DAY
1 -		29.769	1:20.326	73.52	7.086	14:14:05.915
2 -	43.445	30.193	1:13.638	80.19	0.398	14:15:19.553
3 -	44.000	29.738	1:13.738	80.08	0.498	14:16:33.291
4 -	43.764	29.994	1:13.758	80.06	0.518	14:17:47.049
5 -	43.843	29.892	1:13.735	80.09	0.495	14:19:00.784
6 -	44.204	29.716	1:13.920	79.89	0.680	14:20:14.704
7 -	43.617	29.623	1:13.240 (1)	80.63		14:21:27.944
8 -	43.712	29.624	1:13.336 (2)	80.52	0.096	14:22:41.280
9 -	43.914	29.647	1:13.561	80.28	0.321	14:23:54.841
10 -	43.750	29.621	1:13.371	80.49	0.131	14:25:08.212
11 -	43.836	29.686	1:13.522	80.32	0.282	14:26:21.734
12 -	43.992	29.657	1:13.649	80.18	0.409	14:27:35.383
13 -	43.852	29.708	1:13.560	80.28	0.320	14:28:48.943
14 -	43.810	29.703	1:13.513	80.33	0.273	14:30:02.456
15 -	43.888	29.662	1:13.550	80.29	0.310	14:31:16.006
16 -	43.930	29.750	1:13.680	80.15	0.440	14:32:29.686
17 -	43.696	29.673	1:13.369 (3)	80.49	0.129	14:33:43.055

P15 4 R		James ELLIS (F)		MDD Racing		
IDEAL LAP TIME : 1:13.487		BEST LAP TIME : 1:13.600		DIFFERENCE : 0.113		
LAP	SECTOR 1	SECTOR 2	LAP TIME	MPH	DIFF	TIME OF DAY
1 -		30.346	1:20.413	73.44	6.813	14:14:06.002
2 -	44.683	29.699	1:14.382	79.39	0.782	14:15:20.384
3 -	43.887	30.135	1:14.022	79.78	0.422	14:16:34.406
4 -	44.242	29.883	1:14.125	79.67	0.525	14:17:48.531
5 -	44.791	29.606	1:14.397	79.38	0.797	14:19:02.928
6 -	43.881	29.719	1:13.600 (1)	80.24		14:20:16.528
7 -	43.884	29.831	1:13.715 (2)	80.11	0.115	14:21:30.243
8 -	43.974	29.816	1:13.790 (3)	80.03	0.190	14:22:44.033
9 -	44.302	29.709	1:14.011	79.79	0.411	14:23:58.044
10 -	44.273	30.136	1:14.409	79.36	0.809	14:25:12.453
11 -	44.199	29.975	1:14.174	79.61	0.574	14:26:26.627
12 -	44.990	30.204	1:15.194	78.53	1.594	14:27:41.821
13 -	44.265	30.266	1:14.531	79.23	0.931	14:28:56.352
14 -	44.519	29.808	1:14.327	79.45	0.727	14:30:10.679
15 -	44.127	29.753	1:13.880	79.93	0.280	14:31:24.559
16 -	44.146	29.743	1:13.889	79.92	0.289	14:32:38.448
17 -	44.198	29.717	1:13.915	79.89	0.315	14:33:52.363

Ginetta Junior Championship

RACE 16 - SECTOR ANALYSIS



SECTOR 1 = FL to I1, SECTOR 2 = I1 to FL, DIFF = Difference To Personal Best Lap, P = Crossed Finish Line in Pit Lane, D = Time Disallowed

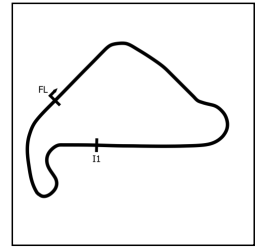
P16 74 R		Alfie DAVIES (F)		Preptech UK		
IDEAL LAP TIME : 1:12.818		BEST LAP TIME : 1:13.302		DIFFERENCE : 0.484		
LAP	SECTOR 1	SECTOR 2	LAP TIME	MPH	DIFF	TIME OF DAY
1 -		30.332	1:20.157	73.67	6.855	14:14:05.746
2 -	43.307	30.436	1:13.743	80.08	0.441	14:15:19.489
3 -	43.967	29.511	1:13.478 (3)	80.37	0.176	14:16:32.967
4 -	43.902	29.963	1:13.865	79.95	0.563	14:17:46.832
5 -	43.872	31.775	1:15.647	78.06	2.345	14:19:02.479
6 -	43.839	29.734	1:13.573	80.26	0.271	14:20:16.052
7 -	43.510	29.792	1:13.302 (1)	80.56		14:21:29.354
8 -	43.572	29.795	1:13.367 (2)	80.49	0.065	14:22:42.721
9 -	44.275	30.211	1:14.486	79.28	1.184	14:23:57.207
10 -	44.810	30.048	1:14.858	78.89	1.556	14:25:12.065
11 -	44.701	30.004	1:14.705	79.05	1.403	14:26:26.770
12 -	44.404	30.379	1:14.783	78.97	1.481	14:27:41.553
13 -	44.530	30.251	1:14.781	78.97	1.479	14:28:56.334
14 -	44.569	30.226	1:14.795	78.95	1.493	14:30:11.129
15 -	43.776	30.051	1:13.827	79.99	0.525	14:31:24.956
16 -	43.956	29.708	1:13.664	80.17	0.362	14:32:38.620
17 -	44.086	29.772	1:13.858	79.95	0.556	14:33:52.478

P17 70 R		Jude PETERS (F)		E3 Sport		
IDEAL LAP TIME : 1:13.445		BEST LAP TIME : 1:13.660		DIFFERENCE : 0.215		
LAP	SECTOR 1	SECTOR 2	LAP TIME	MPH	DIFF	TIME OF DAY
1 -		30.270	1:18.875	74.87	5.215	14:14:04.464
2 -	44.204	29.686	1:13.890	79.92	0.230	14:15:18.354
3 -	44.098	29.898	1:13.996	79.81	0.336	14:16:32.350
4 -	44.351	29.799	1:14.150	79.64	0.490	14:17:46.500
5 -	44.123	30.020	1:14.143	79.65	0.483	14:19:00.643
6 -	44.554	29.885	1:14.439	79.33	0.779	14:20:15.082
7 -	43.759	29.901	1:13.660 (1)	80.17		14:21:28.742
8 -	44.022	29.911	1:13.933	79.87	0.273	14:22:42.675
9 -	44.412	29.938	1:14.350	79.43	0.690	14:23:57.025
10 -	45.152	30.209	1:15.361	78.36	1.701	14:25:12.386
11 -	44.574	30.226	1:14.800	78.95	1.140	14:26:27.186
12 -	44.458	30.264	1:14.722	79.03	1.062	14:27:41.908
13 -	44.279	30.386	1:14.665	79.09	1.005	14:28:56.573
14 -	44.470	30.434	1:14.904	78.84	1.244	14:30:11.477
15 -	43.792	30.079	1:13.871 (3)	79.94	0.211	14:31:25.348
16 -	44.160	29.884	1:14.044	79.75	0.384	14:32:39.392
17 -	43.925	29.877	1:13.802 (2)	80.02	0.142	14:33:53.194

P18 23		Holly MIALL		Fox Motorsport		
IDEAL LAP TIME : 1:13.397		BEST LAP TIME : 1:13.419		DIFFERENCE : 0.022		
LAP	SECTOR 1	SECTOR 2	LAP TIME	MPH	DIFF	TIME OF DAY
1 -		29.866	1:19.485	74.29	6.066	14:14:05.074
2 -	43.676	30.079	1:13.755	80.07	0.336	14:15:18.829
3 -	43.811	29.790	1:13.601	80.23	0.182	14:16:32.430
4 -	44.353	29.900	1:14.253	79.53	0.834	14:17:46.683
5 -	43.900	37.056	1:20.956	72.94	7.537	14:19:07.639
6 -	43.677	29.742	1:13.419 (1)	80.43		14:20:21.058
7 -	44.799	31.602	1:16.401	77.29	2.982	14:21:37.459
8 -	43.920	29.721	1:13.641	80.19	0.222	14:22:51.100
9 -	44.147	29.859	1:14.006	79.79	0.587	14:24:05.106
10 -	44.094	29.969	1:14.063	79.73	0.644	14:25:19.169
11 -	43.932	31.682	1:15.614	78.10	2.195	14:26:34.783
12 -	43.788	29.794	1:13.582 (3)	80.25	0.163	14:27:48.365
13 -	43.755	29.871	1:13.626	80.21	0.207	14:29:01.991
14 -	43.741	29.775	1:13.516 (2)	80.33	0.097	14:30:15.507
15 -	44.165	29.814	1:13.979	79.82	0.560	14:31:29.486
16 -	44.319	29.860	1:14.179	79.61	0.760	14:32:43.665
17 -	44.040	29.921	1:13.961	79.84	0.542	14:33:57.626

Ginetta Junior Championship

RACE 16 - SECTOR ANALYSIS



SECTOR 1 = FL to I1, SECTOR 2 = I1 to FL, DIFF = Difference To Personal Best Lap, P = Crossed Finish Line in Pit Lane, D = Time Disallowed

P19 45 R		Jack ROBINSON (F)		Fox Motorsport		
IDEAL LAP TIME : 1:13.510		BEST LAP TIME : 1:13.646		DIFFERENCE : 0.136		
LAP	SECTOR 1	SECTOR 2	LAP TIME	MPH	DIFF	TIME OF DAY
1 -		29.949	1:20.601	73.27	6.955	14:14:06.190
2 -	44.287	30.132	1:14.419	79.35	0.773	14:15:20.609
3 -	43.784	32.596	1:16.380	77.31	2.734	14:16:36.989
4 -	44.134	29.839	1:13.973	79.83	0.327	14:17:50.962
5 -	43.800	29.846	1:13.646 (1)	80.18		14:19:04.608
6 -	43.831	30.347	1:14.178	79.61	0.532	14:20:18.786
7 -	44.687	30.697	1:15.384	78.34	1.738	14:21:34.170
8 -	44.681	29.886	1:14.567	79.19	0.921	14:22:48.737
9 -	44.114	30.229	1:14.343	79.43	0.697	14:24:03.080
10 -	44.234	29.787	1:14.021	79.78	0.375	14:25:17.101
11 -	44.558	30.254	1:14.812	78.94	1.166	14:26:31.913
12 -	44.311	30.187	1:14.498	79.27	0.852	14:27:46.411
13 -	43.955	29.826	1:13.781 (3)	80.04	0.135	14:29:00.192
14 -	44.004	30.947	1:14.951	78.79	1.305	14:30:15.143
15 -	44.133	30.122	1:14.255	79.53	0.609	14:31:29.398
16 -	44.524	30.340	1:14.864	78.88	1.218	14:32:44.262
17 -	43.723	29.974	1:13.697 (2)	80.13	0.051	14:33:57.959

P20 28		Harry MOSS		R Racing		
IDEAL LAP TIME : 1:13.187		BEST LAP TIME : 1:13.187		DIFFERENCE : 0.000		
LAP	SECTOR 1	SECTOR 2	LAP TIME	MPH	DIFF	TIME OF DAY
1 -		29.869	1:20.738	73.14	7.551	14:14:06.327
2 -	48.434	29.845	1:18.279	75.44	5.092	14:15:24.606
3 -	44.041	29.794	1:13.835	79.98	0.648	14:16:38.441
4 -	43.809	29.767	1:13.576	80.26	0.389	14:17:52.017
5 -	43.530	29.657	1:13.187 (1)	80.69		14:19:05.204
6 -	43.577	29.992	1:13.569 (3)	80.27	0.382	14:20:18.773
7 -	44.807	42.106	1:26.913	67.94	13.726	14:21:45.686
8 -	44.015	30.110	1:14.125	79.67	0.938	14:22:59.811
9 -	44.228	29.897	1:14.125	79.67	0.938	14:24:13.936
10 -	43.905	29.950	1:13.855	79.96	0.668	14:25:27.791
11 -	44.198	30.163	1:14.361	79.41	1.174	14:26:42.152
12 -	43.924	29.853	1:13.777	80.04	0.590	14:27:55.929
13 -	44.085	29.802	1:13.887	79.92	0.700	14:29:09.816
14 -	43.862	29.872	1:13.734	80.09	0.547	14:30:23.550
15 -	43.955	29.704	1:13.659	80.17	0.472	14:31:37.209
16 -	49.754	29.716	1:19.470	74.31	6.283	14:32:56.679
17 -	43.534	29.807	1:13.341 (2)	80.52	0.154	14:34:10.020

P21 20 R		Ntiyiso MABUNDA (F)		Pace Performance		
IDEAL LAP TIME : 1:13.152		BEST LAP TIME : 1:13.312		DIFFERENCE : 0.160		
LAP	SECTOR 1	SECTOR 2	LAP TIME	MPH	DIFF	TIME OF DAY
1 -		30.264	1:20.941	72.96	7.629	14:14:06.530
2 -	48.006	29.849	1:17.855	75.85	4.543	14:15:24.385
3 -	44.279	30.019	1:14.298	79.48	0.986	14:16:38.683
4 -	43.655	29.877	1:13.532	80.31	0.220	14:17:52.215
5 -	43.445	30.055	1:13.500 (3)	80.34	0.188	14:19:05.715
6 -	43.704	29.759	1:13.463 (2)	80.38	0.151	14:20:19.178
7 -	44.298	30.676	1:14.974	78.76	1.662	14:21:34.152
8 -	44.577	30.323	1:14.900	78.84	1.588	14:22:49.052
9 -	43.884	29.969	1:13.853	79.96	0.541	14:24:02.905
10 -	44.422	29.942	1:14.364	79.41	1.052	14:25:17.269
11 -	44.481	41.325	1:25.806	68.82	12.494	14:26:43.075
12 -	44.070	29.815	1:13.885	79.93	0.573	14:27:56.960
13 -	43.764	29.886	1:13.650	80.18	0.338	14:29:10.610
14 -	43.610	29.924	1:13.534	80.31	0.222	14:30:24.144
15 -	43.605	29.707	1:13.312 (1)	80.55		14:31:37.456
16 -	46.863	30.282	1:17.145	76.55	3.833	14:32:54.601
17 -	44.269	30.193	1:14.462	79.31	1.150	14:34:09.063

Ginetta Junior Championship

RACE 16 - BEST SECTORS

SECTOR 1			SECTOR 2			IDEAL / BEST COMPARISON						
POS	NO	NAME	TIME	NO	NAME	TIME	POS	NO	NAME	IDEAL	BEST	DIFF
									PERFECT LAP	1:12.052		
1	43	CLARK	42.817	25	JEFF-HALL	29.235	1	25	JEFF-HALL	1:12.101	1:12.128	0.027
2	25	JEFF-HALL	42.866	26	JOSLYN	29.255	2	43	CLARK	1:12.117	1:12.288	0.171
3	50	HART	42.869	90	FERNANDEZ	29.256	3	50	HART	1:12.159	1:12.310	0.151
4	90	FERNANDEZ	42.932	11	DAN	29.267	4	90	FERNANDEZ	1:12.188	1:12.350	0.162
5	31	LIVESEY	42.958	67	SAETER	29.284	5	26	JOSLYN	1:12.217	1:12.366	0.149
6	26	JOSLYN	42.962	50	HART	29.290	6	67	SAETER	1:12.270	1:12.527	0.257
7	67	SAETER	42.986	43	CLARK	29.300	7	11	DAN	1:12.356	1:12.455	0.099
8	27	SLATER	43.005	27	SLATER	29.364	8	27	SLATER	1:12.369	1:12.384	0.015
9	53	CARNEY	43.029	35	PHELPS	29.425	9	53	CARNEY	1:12.468	1:12.468	0.000
10	11	DAN	43.089	53	CARNEY	29.439	10	31	LIVESEY	1:12.469	1:12.507	0.038
11	35	PHELPS	43.124	75	CRONIN	29.461	11	35	PHELPS	1:12.549	1:12.690	0.141
12	75	CRONIN	43.252	31	LIVESEY	29.511	12	75	CRONIN	1:12.713	1:12.802	0.089
13	5	INGRAM HILL	43.272	74	DAVIES (F)	29.511	13	5	INGRAM HILL	1:12.794	1:12.873	0.079
14	74	DAVIES (F)	43.307	5	INGRAM HILL	29.522	14	74	DAVIES (F)	1:12.818	1:13.302	0.484
15	18	BYRNE (F)	43.445	4	ELLIS (F)	29.606	15	18	BYRNE (F)	1:13.066	1:13.240	0.174
16	20	MABUNDA (F)	43.445	18	BYRNE (F)	29.621	16	20	MABUNDA (F)	1:13.152	1:13.312	0.160
17	28	MOSS	43.530	28	MOSS	29.657	17	28	MOSS	1:13.187	1:13.187	0.000
18	23	MIALL	43.676	70	PETERS (F)	29.686	18	23	MIALL	1:13.397	1:13.419	0.022
19	45	ROBINSON (F)	43.723	20	MABUNDA (F)	29.707	19	70	PETERS (F)	1:13.445	1:13.660	0.215
20	70	PETERS (F)	43.759	23	MIALL	29.721	20	4	ELLIS (F)	1:13.487	1:13.600	0.113
21	4	ELLIS (F)	43.881	45	ROBINSON (F)	29.787	21	45	ROBINSON (F)	1:13.510	1:13.646	0.136

Ginetta Junior Championship

RACE 16 - STATISTICS

Competitors Started 21
Planned Start 2024-08-18 @ 14:10:00.000
Actual Start 2024-08-18 @ 14:12:45.589
Finish Time 2024-08-18 @ 14:33:26.655
Track Length 1.6404mi.
Total Laps 357
Total Distance Covered 585.6454mi.

Session Fastest Lap History

NO	CL	NAME	LAP TIME	TIME OF DAY	LAP	VEHICLE
25	R	Ethan JEFF-HALL	1:12.128	14:15:13.910	2	R Racing

Session Leader History

NO	CL	NAME	FROM LAP	LAPS LED	DISTANCE	VEHICLE
90		Chase FERNANDEZ	1	1	1.64 miles	R Racing
25	R	Ethan JEFF-HALL	2	2	3.28 miles	R Racing
90		Chase FERNANDEZ	4	2	3.28 miles	R Racing
25	R	Ethan JEFF-HALL	6	3	4.92 miles	R Racing
90		Chase FERNANDEZ	9	1	1.64 miles	R Racing
25	R	Ethan JEFF-HALL	10	1	1.64 miles	R Racing
90		Chase FERNANDEZ	11	3	4.92 miles	R Racing
43	R	Archie CLARK	14	1	1.64 miles	Elite Motorsport
90		Chase FERNANDEZ	15	2	3.28 miles	R Racing
50		Charlie HART	17	1	1.64 miles	Elite Motorsport

Flag History

TYPE	TIME OF DAY
GREEN	14:12:45.589
FINISH	14:33:26.655

Flag Statistics

TYPE	COUNT	TOTAL LAPS	TOTAL TIME
Green	1	17	21:32.916
Red	0	0	0.000
Safety Car	0	0	0.000
FCY	0	0	0.000

Ginetta Junior Championship

RACE 16 - STATISTICS

CLASS :

6 Starters

Fastest Lap History

NO	NAME	LAP TIME	TIME OF DAY	LAP	VEHICLE
90	Chase FERNANDEZ	1:12.368	14:15:13.999	2	R Racing
90	Chase FERNANDEZ	1:12.350	14:16:26.351	3	R Racing
50	Charlie HART	1:12.310	14:17:39.292	4	Elite Motorsport

Leader History

NO	NAME	FROM LAP	LAPS LED	DISTANCE	VEHICLE
90	Chase FERNANDEZ	1	16	26.24 miles	R Racing
50	Charlie HART	17	1	1.64 miles	Elite Motorsport

Ginetta Junior Championship

RACE 16 - STATISTICS

CLASS : R

15 Starters

Fastest Lap History

NO	NAME	LAP TIME	TIME OF DAY	LAP	VEHICLE
25	Ethan JEFF-HALL	1:12.128	14:15:13.910	2	R Racing

Leader History

NO	NAME	FROM LAP	LAPS LED	DISTANCE	VEHICLE
25	Ethan JEFF-HALL	1	12	19.68 miles	R Racing
43	Archie CLARK	13	5	8.20 miles	Elite Motorsport