



TCR UK TOURING CAR CHAMPIONSHIP



2024 TCR UK Race Weekend
Silverstone National
17th / 18th August 2024

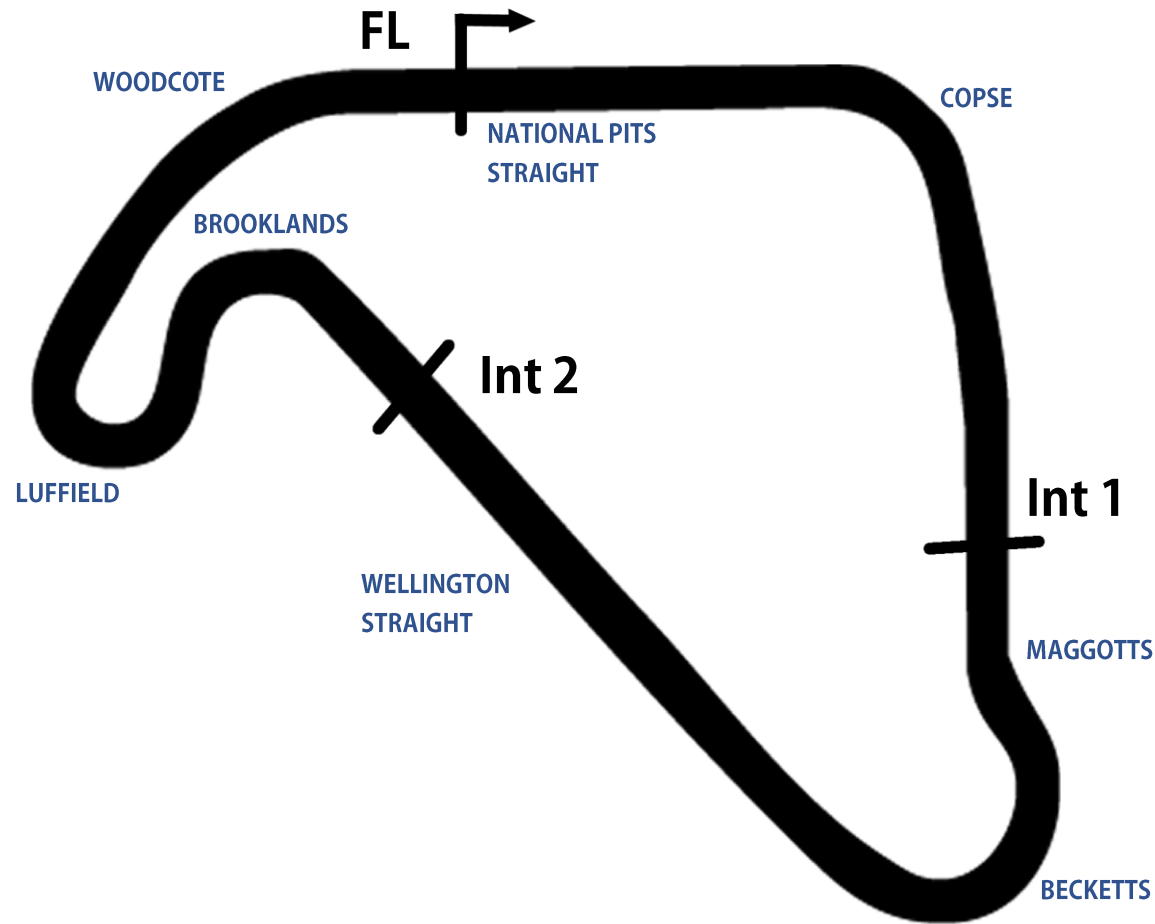


Timing & Results Provided by Timing Solutions Ltd

www.tsl-timing.com

Silverstone National Circuit

Silverstone, Towcester, Northamptonshire, UK



Length	1.6404 miles 2.640 km 2640.7 m		
FL		52.07872 N	1.01711 W
Int 1	800m	52.07528 N	1.01019 W
Int 2	1669m	52.07603 N	1.01669 W
Pit Entry	2610m	52.07859 N	1.01758 W
Pit Exit	305m after FL	52.07880 N	1.01268 W
Pit Entry - Pit Exit	336m, 24.2s @ 50kph, 20.1s @ 60kph		

TCR UK Championship

QUALIFYING - RACES 7 & 22 - 2ND FASTEST CLASSIFICATION

POS	NO	CL	PIC	NAME	ENTRY	TIME	ON	LAPS	GAP	DIFF	MPH
1	117*		1	Adam SHEPHERD	Cupra Leon Competición TCR - Area Motorsport with S	57.941	13	14			101.92
2	1*		2	Carl BOARDLEY	Cupra Leon Competición TCR - CBM With Hart GT	58.227	9	15	0.286	0.286	101.42
3	17		3	Brad HUTCHISON	Cupra Leon Competición TCR - Bond It with MPH Raci	58.489	9	16	0.548	0.262	100.97
4	16*		4	Callum NEWSHAM	Hyundai i30 N TCR - JH Racing	58.491	7	11	0.550	0.002	100.96
5	100		5	Steven LAIDLAW	Cupra Leon Competición TCR - Area Motorsport	58.501	12	14	0.560	0.010	100.94
6	115*		6	Luke SARGEANT	Audi RS3 LMS TCR Gen 2 - RS Vehicle Sales	58.885	11	17	0.944	0.384	100.29
7	285		7	Darron LEWIS	Hyundai i30 N TCR - DLR with JH Racing	58.898	8	17	0.957	0.013	100.26
8	101*		8	Sam LAIDLAW	Hyundai i30 N TCR - Capture Motorsport	59.027	7	16	1.086	0.129	100.05
9	31*		9	Matthew WILSON	Cupra Leon Competición TCR - JW Bird Motorsport	59.141	6	16	1.200	0.114	99.85
10	7*		10	Will POWELL	Honda Civic Type R FK7 TCR - Go-Fix Honda by Spor	59.420	7	14	1.479	0.279	99.38
11	70*		11	Owen HILLMAN	Lynk & Co 03 TCR - Pro Alloys Racing	59.446	11	14	1.505	0.026	99.34
12	28*		12	Bradley THURSTON	Honda Civic Type R FK7 TCR - Go-Fix Honda by Spor	59.469	9	14	1.528	0.023	99.30
13	81*		13	Stewart LINES	Hyundai i30 N TCR - Maximum Motorsport with Captur	59.494	7	17	1.553	0.025	99.26
14	22*	GEN 1	1	Rick KERRY	Cupra TCR - EDF Motorsport	59.812	10	15	1.871	0.318	98.73
15	27*	GEN 1	2	William BEECH	Volkswagen Golf Gti TCR - Capture Motorsport	59.949	11	16	2.008	0.137	98.51
16	19	GEN 1	3	Jeffrey ALDEN	Audi RS3 LMS TCR SEQ - Matrix Motorsport with DW	59.971	16	16	2.030	0.022	98.47
17	12	GEN 1	4	Cedrich BLOCH	Audi RS3 LMS TCR DSG - Simon Green Motorsport w	1:01.352	14	16	3.411	1.381	96.25

Comments: Cars 70 & 115 - You must fit a working transponder
No. 22, 27, 28, 31, 70, 117 - 1 Lap time disallowed; exceeding track limits.
No. 1, 7, 16, 101 - 2 Lap times disallowed; exceeding track limits.
No. 81 - 5 Lap times disallowed; exceeding track limits.

Weather / Track : Bright / Dry

Date: 17/08/2024 Start: 10:58 Finish: 11:18

These results are provisional until the conclusion of any judicial and technical matters.

Silverstone National: 1.6404 miles

Clerk Of Course: Andy Holley	Stewards:	Timekeeper: Sarah Evans	
------------------------------	-----------	-------------------------	---------------------------------------------------------------------------------------

Results can be found at www.tsl-timing.com

Printed - 11:44 Saturday, 17 August 2024



TCR UK Championship

QUALIFYING - RACES 7 & 22 - CLASSIFICATION

POS	NO	CL	PIC	NAME	ENTRY	TIME	ON	LAPS	GAP	DIFF	MPH
1	117*		1	Adam SHEPHERD	Cupra Leon Competición TCR - Area Motorsport with S	57.912	12	14			101.97
2	1*		2	Carl BOARDLEY	Cupra Leon Competición TCR - CBM With Hart GT	57.932	7	15	0.020	0.020	101.94
3	17		3	Brad HUTCHISON	Cupra Leon Competición TCR - Bond It with MPH Racir	58.265	10	16	0.353	0.333	101.35
4	100		4	Steven LAIDLAW	Cupra Leon Competición TCR - Area Motorsport	58.290	13	14	0.378	0.025	101.31
5	16*		5	Callum NEWSHAM	Hyundai i30 N TCR - JH Racing	58.385	8	11	0.473	0.095	101.15
6	115*		6	Luke SARGEANT	Audi RS3 LMS TCR Gen 2 - RS Vehicle Sales	58.700	12	17	0.788	0.315	100.60
7	285		7	Darron LEWIS	Hyundai i30 N TCR - DLR with JH Racing	58.789	14	17	0.877	0.089	100.45
8	101*		8	Sam LAIDLAW	Hyundai i30 N TCR - Capture Motorsport	58.801	16	16	0.889	0.012	100.43
9	31*		9	Matthew WILSON	Cupra Leon Competición TCR - JW Bird Motorsport	59.092	12	16	1.180	0.291	99.94
10	7*		10	Will POWELL	Honda Civic Type R FK7 TCR - Go-Fix Honda by Sport	59.104	8	14	1.192	0.012	99.91
11	81*		11	Stewart LINES	Hyundai i30 N TCR - Maximum Motorsport with Capture	59.154	12	17	1.242	0.050	99.83
12	28*		12	Bradley THURSTON	Honda Civic Type R FK7 TCR - Go-Fix Honda by Sport	59.329	14	14	1.417	0.175	99.54
13	22*	GEN 1	1	Rick KERRY	Cupra TCR - EDF Motorsport	59.330	12	15	1.418	0.001	99.53
14	70*		13	Owen HILLMAN	Lynk & Co 03 TCR - Pro Alloys Racing	59.358	10	14	1.446	0.028	99.49
15	27*	GEN 1	2	William BEECH	Volkswagen Golf Gti TCR - Capture Motorsport	59.431	16	16	1.519	0.073	99.37
16	19	GEN 1	3	Jeffrey ALDEN	Audi RS3 LMS TCR SEQ - Matrix Motorsport with DW F	59.667	12	16	1.755	0.236	98.97
17	12	GEN 1	4	Cedrich BLOCH	Audi RS3 LMS TCR DSG - Simon Green Motorsport wil	1:01.230	11	16	3.318	1.563	96.45

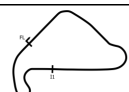
Comments: Cars 70 & 115 - You must fit a working transponder
No. 22, 27, 28, 31, 70, 117 - 1 Lap time disallowed; exceeding track limits.
No. 1, 7, 16, 101 - 2 Lap times disallowed; exceeding track limits.
No. 81 - 5 Lap times disallowed; exceeding track limits.

Weather / Track : Bright / Dry

Date: 17/08/2024 Start: 10:58 Finish: 11:18

These results are provisional until the conclusion of any judicial and technical matters.

Silverstone National: 1.6404 miles

Clerk Of Course: Andy Holley	Stewards:	Timekeeper: Sarah Evans	
------------------------------	-----------	-------------------------	---------------------------------------------------------------------------------------

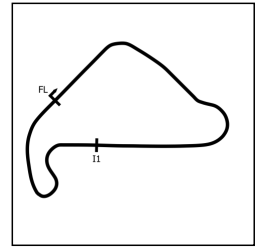
Results can be found at www.tsl-timing.com

Printed - 11:44 Saturday, 17 August 2024



TCR UK Championship

QUALIFYING - RACES 7 & 22 - SECTOR ANALYSIS



SECTOR 1 = FL to I1, SECTOR 2 = I1 to FL, DIFF = Difference To Personal Best Lap, P = Crossed Finish Line in Pit Lane, D = Time Disallowed

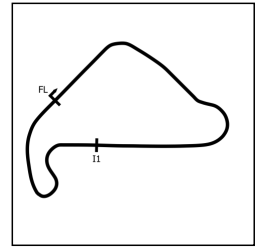
P1 117 Adam SHEPHERD		Cupra Leon Competición TCR - Area Motorsport with Shepherd				
IDEAL LAP TIME : 57.770		BEST LAP TIME : 57.912		DIFFERENCE : 0.142		
LAP	SECTOR 1	SECTOR 2	LAP TIME	MPH	DIFF	TIME OF DAY
1 -	38.813	26.347	1:05.160	90.63	7.248	11:00:15.521
2 -	36.997	25.562	1:02.559	94.40	4.647	11:01:18.080
3 -	35.406	IN PIT	1:02.506	P 94.48	4.594	11:02:20.586
4 -	OUTLAP	24.143	2:40.037	36.90	1:42.125	11:05:00.623
5 -	34.485	23.885	58.370	D 101.17	0.458	11:05:58.993
6 -	34.335	23.721	58.056	101.72	0.144	11:06:57.049
7 -	34.058	24.165	58.223	101.43	0.311	11:07:55.272
8 -	34.148	23.876	58.024	(3) 101.77	0.112	11:08:53.296
9 -	34.065	IN PIT	1:03.021	P 93.70	5.109	11:09:56.317
10 -	OUTLAP	24.506	2:48.017	35.14	1:50.105	11:12:44.334
11 -	34.212	24.001	58.213	101.44	0.301	11:13:42.547
12 -	34.054	23.858	57.912	(1) 101.97		11:14:40.459
13 -	34.049	23.892	57.941	(2) 101.92	0.029	11:15:38.400
14 -	34.233	IN PIT	1:04.214	P 91.96	6.302	11:16:42.614

P2 1 Carl BOARDLEY		Cupra Leon Competición TCR - CBM With Hart GT				
IDEAL LAP TIME : 57.932		BEST LAP TIME : 57.932		DIFFERENCE : 0.000		
LAP	SECTOR 1	SECTOR 2	LAP TIME	MPH	DIFF	TIME OF DAY
1 -	40.095	28.914	1:09.009	85.57	11.077	11:00:59.352
2 -	40.447	26.631	1:07.078	88.04	9.146	11:02:06.430
3 -	36.460	IN PIT	1:04.867	P 91.04	6.935	11:03:11.297
4 -	OUTLAP	25.693	3:10.517	30.99	2:12.585	11:06:21.814
5 -	35.222	25.010	1:00.232	98.04	2.300	11:07:22.046
6 -	34.447	23.886	58.333	101.24	0.401	11:08:20.379
7 -	34.211	23.721	57.932	(1) 101.94		11:09:18.311
8 -	34.894	24.984	59.878	D 98.62	1.946	11:10:18.189
9 -	34.395	23.832	58.227	(2) 101.42	0.295	11:11:16.416
10 -	34.332	IN PIT	1:01.488	P 96.04	3.556	11:12:17.904
11 -	OUTLAP	26.209	2:29.254	39.56	1:31.322	11:14:47.158
12 -	37.435	26.107	1:03.542	92.94	5.610	11:15:50.700
13 -	34.397	25.382	59.779	98.79	1.847	11:16:50.479
14 -	34.251	23.859	58.110	D 101.62	0.178	11:17:48.589
15 -	34.337	23.976	58.313	(3) 101.27	0.381	11:18:46.902

P3 17 Brad HUTCHISON		Cupra Leon Competición TCR - Bond It with MPH Racing				
IDEAL LAP TIME : 58.265		BEST LAP TIME : 58.265		DIFFERENCE : 0.000		
LAP	SECTOR 1	SECTOR 2	LAP TIME	MPH	DIFF	TIME OF DAY
1 -	39.552	26.449	1:06.001	89.47	7.736	11:00:13.705
2 -	37.217	IN PIT	1:08.028	P 86.81	9.763	11:01:21.733
3 -	OUTLAP	25.388	3:20.347	29.47	2:22.082	11:04:42.080
4 -	34.911	24.448	59.359	99.49	1.094	11:05:41.439
5 -	34.582	24.295	58.877	100.30	0.612	11:06:40.316
6 -	34.358	24.226	58.584	100.80	0.319	11:07:38.900
7 -	34.641	24.188	58.829	100.38	0.564	11:08:37.729
8 -	35.173	26.273	1:01.446	96.11	3.181	11:09:39.175
9 -	34.291	24.198	58.489	(2) 100.97	0.224	11:10:37.664
10 -	34.237	24.028	58.265	(1) 101.35		11:11:35.929
11 -	34.435	24.095	58.530	100.89	0.265	11:12:34.459
12 -	34.440	24.068	58.508	(3) 100.93	0.243	11:13:32.967
13 -	38.796	25.281	1:04.077	92.16	5.812	11:14:37.044
14 -	35.344	25.027	1:00.371	97.82	2.106	11:15:37.415
15 -	35.491	24.382	59.873	98.63	1.608	11:16:37.288
16 -	35.063	IN PIT	1:05.774	P 89.78	7.509	11:17:43.062

TCR UK Championship

QUALIFYING - RACES 7 & 22 - SECTOR ANALYSIS



SECTOR 1 = FL to I1, SECTOR 2 = I1 to FL, DIFF = Difference To Personal Best Lap, P = Crossed Finish Line in Pit Lane, D = Time Disallowed

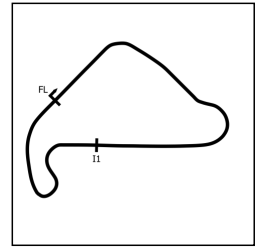
P4 100		Steven LAIDLAW		Cupra Leon Competición TCR - Area Motorsport			
IDEAL LAP TIME : 58.290		BEST LAP TIME : 58.290		DIFFERENCE : 0.000			
LAP	SECTOR 1	SECTOR 2	LAP TIME	MPH	DIFF	TIME OF DAY	
1 -	47.901	29.538	1:35.937	61.55	37.647	11:00:41.431	
2 -	41.883	IN PIT	1:18.343 P	75.38	20.053	11:01:59.775	
3 -	OUTLAP	26.399	3:20.307	29.48	2:22.017	11:05:20.082	
4 -	36.679	25.633	1:02.318	94.76	4.028	11:06:22.401	
5 -	35.738	25.248	1:00.986	96.83	2.696	11:07:23.387	
6 -	34.588	24.091	58.679	100.64	0.389	11:08:22.066	
7 -	34.409	24.169	58.578 (3)	100.81	0.288	11:09:20.644	
8 -	34.837	IN PIT	1:06.679 P	88.56	8.389	11:10:27.323	
9 -	OUTLAP	24.942	2:18.281	42.70	1:19.991	11:12:45.604	
10 -	34.801	24.251	59.052	100.00	0.762	11:13:44.656	
11 -	35.961	24.094	1:00.055	98.33	1.765	11:14:44.711	
12 -	34.390	24.111	58.501 (2)	100.94	0.211	11:15:43.212	
13 -	34.229	24.061	58.290 (1)	101.31		11:16:41.502	
14 -	34.734	IN PIT	1:04.417 P	91.67	6.127	11:17:45.919	

P5 16		Callum NEWSHAM		Hyundai i30 N TCR - JH Racing			
IDEAL LAP TIME : 58.385		BEST LAP TIME : 58.385		DIFFERENCE : 0.000			
LAP	SECTOR 1	SECTOR 2	LAP TIME	MPH	DIFF	TIME OF DAY	
1 -	40.453	25.835	1:06.288	89.09	7.903	11:01:03.226	
2 -	37.331	IN PIT	1:06.010 P	89.46	7.625	11:02:09.236	
3 -	OUTLAP	IN PIT	4:09.740 P	23.64	3:11.355	11:06:18.976	
4 -	OUTLAP	24.447	5:04.854	19.37	4:06.469	11:11:23.830	
5 -	34.762	24.058	58.820	100.40	0.435	11:12:22.650	
6 -	34.573	24.065	58.638 (3)	100.71	0.253	11:13:21.288	
7 -	34.543	23.948	58.491 (2)	100.96	0.106	11:14:19.779	
8 -	34.465	23.920	58.385 (1)	101.15		11:15:18.164	
9 -	35.499	25.210	1:00.709 D	97.27	2.324	11:16:18.873	
10 -	34.529	23.925	58.454 D	101.03	0.069	11:17:17.327	
11 -	34.689	IN PIT	1:06.696 P	88.54	8.311	11:18:24.023	

P6 115		Luke SARGEANT		Audi RS3 LMS TCR Gen 2 - RS Vehicle Sales			
IDEAL LAP TIME :		BEST LAP TIME : 58.700		DIFFERENCE :			
LAP	SECTOR 1	SECTOR 2	LAP TIME	MPH	DIFF	TIME OF DAY	
1 -			1:03.023	93.70	4.323	11:01:14.464	
2 -			1:00.636	97.39	1.936	11:02:15.101	
3 -			59.555	99.16	0.855	11:03:14.656	
4 -			1:00.211	98.08	1.511	11:04:14.868	
5 -			59.180	99.79	0.480	11:05:14.049	
6 -			59.245	99.68	0.545	11:06:13.294	
7 -			58.918 (3)	100.23	0.218	11:07:12.212	
8 -		IN PIT	1:06.302 P	89.07	7.602	11:08:18.514	
9 -			2:32.000	38.85	1:33.300	11:10:50.515	
10 -			59.896	98.59	1.196	11:11:50.411	
11 -			58.885 (2)	100.29	0.185	11:12:49.296	
12 -			58.700 (1)	100.60		11:13:47.996	
13 -			59.782	98.78	1.082	11:14:47.778	
14 -			59.291	99.60	0.591	11:15:47.069	
15 -			59.757	98.82	1.057	11:16:46.826	
16 -			58.978	100.13	0.278	11:17:45.804	
17 -			1:03.553	92.92	4.853	11:18:49.357	

TCR UK Championship

QUALIFYING - RACES 7 & 22 - SECTOR ANALYSIS



SECTOR 1 = FL to I1, SECTOR 2 = I1 to FL, DIFF = Difference To Personal Best Lap, P = Crossed Finish Line in Pit Lane, D = Time Disallowed

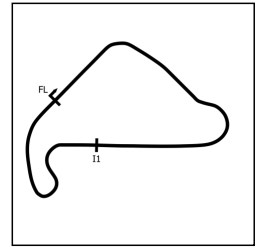
P7 285		Darron LEWIS		Hyundai i30 N TCR - DLR with JH Racing		
IDEAL LAP TIME : 58.708		BEST LAP TIME : 58.789		DIFFERENCE : 0.081		
LAP	SECTOR 1	SECTOR 2	LAP TIME	MPH	DIFF	TIME OF DAY
1 -	39.794	26.577	1:06.371	88.97	7.582	11:00:25.804
2 -	36.293	24.945	1:01.238	96.43	2.449	11:01:27.042
3 -	36.891	24.954	1:01.845	95.49	3.056	11:02:28.887
4 -	35.420	24.424	59.844	98.68	1.055	11:03:28.731
5 -	34.890	24.467	59.357	99.49	0.568	11:04:28.088
6 -	34.956	24.562	59.518	99.22	0.729	11:05:27.606
7 -	34.639	24.464	59.103	99.92	0.314	11:06:26.709
8 -	34.692	24.206	58.898 (2)	100.26	0.109	11:07:25.607
9 -	35.171	24.404	59.575	99.12	0.786	11:08:25.182
10 -	34.736	24.297	59.033 (3)	100.04	0.244	11:09:24.215
11 -	34.857	IN PIT	1:08.472 P	86.24	9.683	11:10:32.687
12 -	OUTLAP	26.496	2:55.508	33.64	1:56.719	11:13:28.195
13 -	35.337	24.512	59.849	98.67	1.060	11:14:28.044
14 -	34.720	24.069	58.789 (1)	100.45		11:15:26.833
15 -	38.454	24.482	1:02.936	93.83	4.147	11:16:29.769
16 -	34.759	24.339	59.098	99.93	0.309	11:17:28.867
17 -	34.924	24.917	59.841	98.68	1.052	11:18:28.708

P8 101		Sam LAIDLAW		Hyundai i30 N TCR - Capture Motorsport		
IDEAL LAP TIME : 58.801		BEST LAP TIME : 58.801		DIFFERENCE : 0.000		
LAP	SECTOR 1	SECTOR 2	LAP TIME	MPH	DIFF	TIME OF DAY
1 -	40.377	26.656	1:07.033	88.10	8.232	11:00:24.823
2 -	36.391	25.371	1:01.762	95.61	2.961	11:01:26.585
3 -	36.287	25.358	1:01.645	95.80	2.844	11:02:28.230
4 -	35.124	24.584	59.708	98.90	0.907	11:03:27.938
5 -	36.253	IN PIT	1:09.337 D	85.17	10.536	11:04:37.275
6 -	OUTLAP	24.753	2:08.321	46.02	1:09.520	11:06:45.596
7 -	34.850	24.177	59.027 (2)	100.05	0.226	11:07:44.623
8 -	34.863	24.166	59.029 D	100.04	0.228	11:08:43.652
9 -	34.708	46.310	1:21.018	72.89	22.217	11:10:04.670
10 -	35.840	24.586	1:00.426	97.73	1.625	11:11:05.096
11 -	34.718	24.403	59.121 (3)	99.89	0.320	11:12:04.217
12 -	35.052	IN PIT	1:08.442 P	86.28	9.641	11:13:12.659
13 -	OUTLAP	25.854	2:53.878	33.96	1:55.077	11:16:06.537
14 -	35.440	24.485	59.925	98.55	1.124	11:17:06.462
15 -	34.836	24.292	59.128	99.87	0.327	11:18:05.590
16 -	34.679	24.122	58.801 (1)	100.43		11:19:04.391

P9 31		Matthew WILSON		Cupra Leon Competición TCR - JW Bird Motorsport		
IDEAL LAP TIME : 58.920		BEST LAP TIME : 59.092		DIFFERENCE : 0.172		
LAP	SECTOR 1	SECTOR 2	LAP TIME	MPH	DIFF	TIME OF DAY
1 -	OUTLAP	27.646	1:26.127	68.56	27.035	11:01:18.923
2 -	37.297	25.618	1:02.915	93.86	3.823	11:02:21.838
3 -	36.387	IN PIT	1:10.988 P	83.19	11.896	11:03:32.826
4 -	OUTLAP	25.131	3:19.446	29.61	2:20.354	11:06:52.272
5 -	34.956	24.614	59.570	99.13	0.478	11:07:51.842
6 -	34.736	24.405	59.141 (2)	99.85	0.049	11:08:50.983
7 -	38.835	27.186	1:06.021	89.45	6.929	11:09:57.004
8 -	35.171	25.421	1:00.592	97.46	1.500	11:10:57.596
9 -	34.803	24.539	59.342 D	99.51	0.250	11:11:56.938
10 -	34.873	25.314	1:00.187	98.12	1.095	11:12:57.125
11 -	34.971	24.633	59.604	99.08	0.512	11:13:56.729
12 -	34.787	24.305	59.092 (1)	99.94		11:14:55.821
13 -	34.615	24.804	59.419	99.39	0.327	11:15:55.240
14 -	34.930	24.476	59.406 (3)	99.41	0.314	11:16:54.646
15 -	35.451	24.919	1:00.370	97.82	1.278	11:17:55.016
16 -	34.731	24.723	59.454	99.33	0.362	11:18:54.470

TCR UK Championship

QUALIFYING - RACES 7 & 22 - SECTOR ANALYSIS



SECTOR 1 = FL to I1, SECTOR 2 = I1 to FL, DIFF = Difference To Personal Best Lap, P = Crossed Finish Line in Pit Lane, D = Time Disallowed

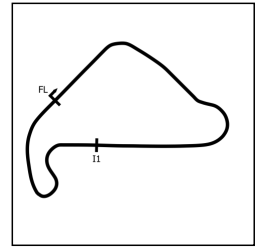
P10 7		Will POWELL		Honda Civic Type R FK7 TCR - Go-Fix Honda by Sport77			
IDEAL LAP TIME : 58.693		BEST LAP TIME : 59.104		DIFFERENCE : 0.411			
LAP	SECTOR 1	SECTOR 2	LAP TIME	MPH	DIFF	TIME OF DAY	
1 -	43.692	27.779	1:11.471	82.63	12.367	11:00:49.782	
2 -	41.342	IN PIT	1:17.176 P	76.52	18.072	11:02:06.958	
3 -	OUTLAP	25.747	3:46.802	26.03	2:47.698	11:05:53.760	
4 -	36.479	25.288	1:01.767	95.61	2.663	11:06:55.527	
5 -	35.000	24.602	59.602	99.08	0.498	11:07:55.129	
6 -	35.595	24.634	1:00.229	98.05	1.125	11:08:55.358	
7 -	34.871	24.549	59.420 (2)	99.38	0.316	11:09:54.778	
8 -	34.803	24.301	59.104 (1)	99.91		11:10:53.882	
9 -	35.645	24.958	1:00.603	97.44	1.499	11:11:54.485	
10 -	34.867	IN PIT	1:01.069 P	96.70	1.965	11:12:55.554	
11 -	OUTLAP	24.624	2:46.233	35.52	1:47.129	11:15:41.787	
12 -	34.392	24.467	58.859 D	100.33		11:16:40.646	
13 -	34.821	24.758	59.579 D	99.12	0.475	11:17:40.225	
14 -	34.823	24.617	59.440 (3)	99.35	0.336	11:18:39.665	

P11 81		Stewart LINES		Hyundai i30 N TCR - Maximum Motorsport with Capture Motorsport			
IDEAL LAP TIME : 58.992		BEST LAP TIME : 59.154		DIFFERENCE : 0.162			
LAP	SECTOR 1	SECTOR 2	LAP TIME	MPH	DIFF	TIME OF DAY	
1 -	40.214	26.871	1:07.085	88.03	7.931	11:00:13.102	
2 -	37.252	25.404	1:02.656	94.25	3.502	11:01:15.758	
3 -	35.678	25.064	1:00.742	97.22	1.588	11:02:16.500	
4 -	35.067	24.415	59.482 D	99.28	0.328	11:03:15.982	
5 -	39.659	34.816	1:14.475	79.29	15.321	11:04:30.457	
6 -	35.200	24.549	59.749 D	98.84	0.595	11:05:30.206	
7 -	34.811	24.683	59.494 (2)	99.26	0.340	11:06:29.700	
8 -	37.862	IN PIT	1:09.010 P	85.57	9.856	11:07:38.710	
9 -	OUTLAP	26.908	2:48.852	34.97	1:49.698	11:10:27.562	
10 -	41.072	25.943	1:07.015	88.12	7.861	11:11:34.577	
11 -	36.103	24.542	1:00.645	97.38	1.491	11:12:35.222	
12 -	34.664	24.490	59.154 (1)	99.83		11:13:34.376	
13 -	36.973	29.742	1:06.715 D	88.52	7.561	11:14:41.091	
14 -	35.021	24.767	59.788	98.77	0.634	11:15:40.879	
15 -	34.826	24.328	59.154 D	99.83		11:16:40.033	
16 -	35.142	24.535	59.677 D	98.96	0.523	11:17:39.710	
17 -	35.008	24.556	59.564 (3)	99.14	0.410	11:18:39.274	

P12 28		Bradley THURSTON		Honda Civic Type R FK7 TCR - Go-Fix Honda by Sport77			
IDEAL LAP TIME : 59.275		BEST LAP TIME : 59.329		DIFFERENCE : 0.054			
LAP	SECTOR 1	SECTOR 2	LAP TIME	MPH	DIFF	TIME OF DAY	
1 -	41.078	27.670	1:08.748	85.90	9.419	11:00:20.138	
2 -	38.651	26.966	1:05.617	90.00	6.288	11:01:25.755	
3 -	39.221	IN PIT	1:11.844 P	82.20	12.515	11:02:37.599	
4 -	OUTLAP	25.558	4:52.563	20.18	3:53.234	11:07:30.162	
5 -	35.755	24.869	1:00.624	97.41	1.295	11:08:30.786	
6 -	35.515	24.589	1:00.104	98.25	0.775	11:09:30.890	
7 -	35.246	24.412	59.658 (3)	98.99	0.329	11:10:30.548	
8 -	37.218	26.006	1:03.224	93.40	3.895	11:11:33.772	
9 -	35.165	24.304	59.469 (2)	99.30	0.140	11:12:33.241	
10 -	35.922	24.670	1:00.592	97.46	1.263	11:13:33.833	
11 -	35.422	26.874	1:02.296	94.80	2.967	11:14:36.129	
12 -	35.120	IN PIT	1:06.916 D	88.25	7.587	11:15:43.045	
13 -	OUTLAP	24.728	1:59.217	49.53	59.888	11:17:42.262	
14 -	34.971	24.358	59.329 (1)	99.54		11:18:41.591	

TCR UK Championship

QUALIFYING - RACES 7 & 22 - SECTOR ANALYSIS



SECTOR 1 = FL to I1, SECTOR 2 = I1 to FL, DIFF = Difference To Personal Best Lap, P = Crossed Finish Line in Pit Lane, D = Time Disallowed

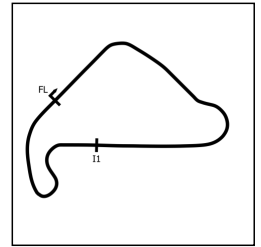
P13 22 GEN 1 Rick KERRY			Cupra TCR - EDF Motorsport			
IDEAL LAP TIME : 59.330		BEST LAP TIME : 59.330	DIFFERENCE : 0.000			
LAP	SECTOR 1	SECTOR 2	LAP TIME	MPH	DIFF	TIME OF DAY
1 -	42.406	27.749	1:10.155	84.18	10.825	11:00:19.008
2 -	39.127	26.095	1:05.222	90.54	5.892	11:01:24.230
3 -	37.630	26.556	1:04.186	92.00	4.856	11:02:28.416
4 -	38.003	IN PIT	1:11.240	P 82.89	11.910	11:03:39.656
5 -	OUTLAP	26.461	2:54.548	33.83	1:55.218	11:06:34.204
6 -	40.963	26.605	1:07.568	87.40	8.238	11:07:41.772
7 -	37.524	25.473	1:02.997	93.74	3.667	11:08:44.769
8 -	35.184	24.643	59.827	D 98.71	0.497	11:09:44.596
9 -	35.271	24.799	1:00.070	(3) 98.31	0.740	11:10:44.666
10 -	35.065	24.747	59.812	(2) 98.73	0.482	11:11:44.478
11 -	35.570	25.016	1:00.586	97.47	1.256	11:12:45.064
12 -	34.984	24.346	59.330	(1) 99.53		11:13:44.394
13 -	41.699	27.992	1:09.691	84.74	10.361	11:14:54.085
14 -	35.273	IN PIT	1:06.640	P 88.62	7.310	11:16:00.725
15 -	OUTLAP	25.008	2:47.669	35.22	1:48.339	11:18:48.394

P14 70 Owen HILLMAN			Lynk & Co 03 TCR - Pro Alloys Racing			
IDEAL LAP TIME :		BEST LAP TIME : 59.358	DIFFERENCE :			
LAP	SECTOR 1	SECTOR 2	LAP TIME	MPH	DIFF	TIME OF DAY
1 -		IN PIT	1:23.657	P 70.59	24.299	11:02:05.723
2 -			4:19.439	22.76	3:20.081	11:06:25.163
3 -			1:03.153	93.51	3.795	11:07:28.316
4 -			1:00.225	98.06	0.867	11:08:28.541
5 -			1:00.085	D 98.28	0.727	11:09:28.626
6 -			59.875	98.63	0.517	11:10:28.501
7 -			1:00.131	98.21	0.773	11:11:28.632
8 -			59.478	(3) 99.29	0.120	11:12:28.110
9 -			59.512	99.23	0.154	11:13:27.622
10 -			59.358	(1) 99.49		11:14:26.980
11 -			59.446	(2) 99.34	0.088	11:15:26.426
12 -			1:04.174	92.02	4.816	11:16:30.600
13 -			59.625	99.04	0.267	11:17:30.225
14 -			59.537	99.19	0.179	11:18:29.762

P15 27 GEN 1 William BEECH			Volkswagen Golf Gti TCR - Capture Motorsport			
IDEAL LAP TIME : 59.383		BEST LAP TIME : 59.431	DIFFERENCE : 0.048			
LAP	SECTOR 1	SECTOR 2	LAP TIME	MPH	DIFF	TIME OF DAY
1 -	42.913	27.549	1:10.462	83.81	11.031	11:00:18.014
2 -	38.637	25.926	1:04.563	91.47	5.132	11:01:22.577
3 -	37.089	25.099	1:02.188	94.96	2.757	11:02:24.765
4 -	36.305	24.952	1:01.257	96.40	1.826	11:03:26.022
5 -	35.781	24.612	1:00.393	97.78	0.962	11:04:26.415
6 -	35.932	25.807	1:01.739	95.65	2.308	11:05:28.154
7 -	35.662	24.465	1:00.127	(3) 98.21	0.696	11:06:28.281
8 -	38.083	25.915	1:03.998	92.27	4.567	11:07:32.279
9 -	36.495	IN PIT	1:06.023	P 89.44	6.592	11:08:38.302
10 -	OUTLAP	27.786	3:13.234	30.56	2:13.803	11:11:51.536
11 -	35.615	24.334	59.949	(2) 98.51	0.518	11:12:51.485
12 -	35.383	24.396	59.779	D 98.79	0.348	11:13:51.264
13 -	42.331	29.973	1:12.304	81.67	12.873	11:15:03.568
14 -	54.851	25.381	1:20.232	73.60	20.801	11:16:23.800
15 -	35.822	24.624	1:00.446	97.70	1.015	11:17:24.246
16 -	35.049	24.382	59.431	(1) 99.37		11:18:23.677

TCR UK Championship

QUALIFYING - RACES 7 & 22 - SECTOR ANALYSIS



SECTOR 1 = FL to I1, SECTOR 2 = I1 to FL, DIFF = Difference To Personal Best Lap, P = Crossed Finish Line in Pit Lane, D = Time Disallowed

P16 19 GEN 1 Jeffrey ALDEN			Audi RS3 LMS TCR SEQ - Matrix Motorsport with DW Racing			
IDEAL LAP TIME : 59.667		BEST LAP TIME : 59.667	DIFFERENCE : 0.000			
LAP	SECTOR 1	SECTOR 2	LAP TIME	MPH	DIFF	TIME OF DAY
1 -	43.647	28.156	1:11.803	82.24	12.136	11:00:34.568
2 -	38.146	26.181	1:04.327	91.80	4.660	11:01:38.895
3 -	37.107	25.556	1:02.663	94.24	2.996	11:02:41.558
4 -	36.298	25.130	1:01.428	96.13	1.761	11:03:42.986
5 -	35.828	24.904	1:00.732	97.24	1.065	11:04:43.718
6 -	35.486	24.913	1:00.399	97.77	0.732	11:05:44.117
7 -	37.370	IN PIT	1:09.854	P 84.54	10.187	11:06:53.971
8 -	OUTLAP	26.161	3:28.663	28.30	2:28.996	11:10:22.634
9 -	36.970	25.608	1:02.578	94.37	2.911	11:11:25.212
10 -	35.579	24.703	1:00.282	97.96	0.615	11:12:25.494
11 -	35.382	24.719	1:00.101	98.26	0.434	11:13:25.595
12 -	35.187	24.480	59.667 (1)	98.97		11:14:25.262
13 -	35.417	24.565	59.982 (3)	98.45	0.315	11:15:25.244
14 -	38.628	25.056	1:03.684	92.73	4.017	11:16:28.928
15 -	35.369	26.368	1:01.737	95.65	2.070	11:17:30.665
16 -	35.376	24.595	59.971 (2)	98.47	0.304	11:18:30.636

P17 12 GEN 1 Cedrich BLOCH			Audi RS3 LMS TCR DSG - Simon Green Motorsport with Sport7			
IDEAL LAP TIME : 1:01.207		BEST LAP TIME : 1:01.230	DIFFERENCE : 0.023			
LAP	SECTOR 1	SECTOR 2	LAP TIME	MPH	DIFF	TIME OF DAY
1 -	45.532	28.754	1:14.286	79.49	13.056	11:01:07.846
2 -	40.313	29.265	1:09.578	84.87	8.348	11:02:17.424
3 -	38.829	IN PIT	1:13.435	P 80.42	12.205	11:03:30.859
4 -	OUTLAP	27.976	2:56.986	33.36	1:55.756	11:06:27.845
5 -	37.946	26.066	1:04.012	92.25	2.782	11:07:31.857
6 -	36.575	25.837	1:02.412	94.62	1.182	11:08:34.269
7 -	36.267	25.370	1:01.637	95.81	0.407	11:09:35.906
8 -	36.508	26.042	1:02.550	94.41	1.320	11:10:38.456
9 -	35.987	25.408	1:01.395 (3)	96.19	0.165	11:11:39.851
10 -	36.021	25.456	1:01.477	96.06	0.247	11:12:41.328
11 -	35.969	25.261	1:01.230 (1)	96.45		11:13:42.558
12 -	38.822	27.634	1:06.456	88.86	5.226	11:14:49.014
13 -	36.606	26.538	1:03.144	93.52	1.914	11:15:52.158
14 -	35.983	25.369	1:01.352 (2)	96.25	0.122	11:16:53.510
15 -	37.168	25.719	1:02.887	93.90	1.657	11:17:56.397
16 -	36.277	25.238	1:01.515	96.00	0.285	11:18:57.912

TCR UK Championship

QUALIFYING - RACES 7 & 22 - BEST SECTORS

SECTOR 1			SECTOR 2			IDEAL / BEST COMPARISON						
POS	NO	NAME	TIME	NO	NAME	TIME	POS	NO	NAME	IDEAL	BEST	DIFF
									PERFECT LAP	57.770		
1	117	SHEPHERD	34.049	117	SHEPHERD	23.721	1	117	SHEPHERD	57.770	57.912	0.142
2	1	BOARDLEY	34.211	1	BOARDLEY	23.721	2	1	BOARDLEY	57.932	57.932	0.000
3	100	LAIDLAW	34.229	16	NEWSHAM	23.920	3	17	HUTCHISON	58.265	58.265	0.000
4	17	HUTCHISON	34.237	17	HUTCHISON	24.028	4	100	LAIDLAW	58.290	58.290	0.000
5	7	POWELL	34.392	100	LAIDLAW	24.061	5	16	NEWSHAM	58.385	58.385	0.000
6	16	NEWSHAM	34.465	285	LEWIS	24.069	6	7	POWELL	58.693	59.104	0.411
7	31	WILSON	34.615	101	LAIDLAW	24.122	7	285	LEWIS	58.708	58.789	0.081
8	285	LEWIS	34.639	7	POWELL	24.301	8	101	LAIDLAW	58.801	58.801	0.000
9	81	LINES	34.664	28	THURSTON	24.304	9	31	WILSON	58.920	59.092	0.172
10	101	LAIDLAW	34.679	31	WILSON	24.305	10	81	LINES	58.992	59.154	0.162
11	28	THURSTON	34.971	81	LINES	24.328	11	28	THURSTON	59.275	59.329	0.054
12	22	KERRY	34.984	27	BEECH	24.334	12	22	KERRY	59.330	59.330	0.000
13	27	BEECH	35.049	22	KERRY	24.346	13	27	BEECH	59.383	59.431	0.048
14	19	ALDEN	35.187	19	ALDEN	24.480	14	19	ALDEN	59.667	59.667	0.000
15	12	BLOCH	35.969	12	BLOCH	25.238	15	12	BLOCH	1:01.207	1:01.230	0.023
16							16	70	HILLMAN		59.358	
17							17	115	SARGEANT		58.700	

TCR UK Championship

QUALIFYING - RACES 7 & 22 - STATISTICS

Competitors Started 17
Planned Start 2024-08-17 @ 11:15:00.000
Actual Start 2024-08-17 @ 10:58:11.456
Finish Time 2024-08-17 @ 11:18:15.006
Track Length 1.6404mi.
Total Laps 258
Total Distance Covered 423.2395mi.

Session Fastest Lap History

NO	CL	NAME	LAP TIME	TIME OF DAY	LAP	VEHICLE
81		Stewart LINES	1:07.085	11:00:13.086	1	Hyundai i30 N TCR
17		Brad HUTCHISON	1:06.001	11:00:13.703	1	Cupra Leon Competición TCR
117		Adam SHEPHERD	1:05.160	11:00:15.520	1	Cupra Leon Competición TCR
115		Luke SARGEANT	1:03.023	11:01:14.464	1	Audi RS3 LMS TCR Gen 2
81		Stewart LINES	1:02.656	11:01:15.741	2	Hyundai i30 N TCR
117		Adam SHEPHERD	1:02.559	11:01:18.076	2	Cupra Leon Competición TCR
101		Sam LAIDLAW	1:01.762	11:01:26.583	2	Hyundai i30 N TCR
285		Darron LEWIS	1:01.238	11:01:27.040	2	Hyundai i30 N TCR
115		Luke SARGEANT	1:00.636	11:02:15.101	2	Audi RS3 LMS TCR Gen 2
115		Luke SARGEANT	59.555	11:03:14.656	3	Audi RS3 LMS TCR Gen 2
285		Darron LEWIS	59.357	11:04:28.086	5	Hyundai i30 N TCR
115		Luke SARGEANT	59.180	11:05:14.049	5	Audi RS3 LMS TCR Gen 2
285		Darron LEWIS	59.103	11:06:26.707	7	Hyundai i30 N TCR
17		Brad HUTCHISON	58.877	11:06:40.313	5	Cupra Leon Competición TCR
117		Adam SHEPHERD	58.056	11:06:57.047	6	Cupra Leon Competición TCR
117		Adam SHEPHERD	58.024	11:08:53.294	8	Cupra Leon Competición TCR
1		Carl BOARDLEY	57.932	11:09:18.313	7	Cupra Leon Competición TCR
117		Adam SHEPHERD	57.912	11:14:40.457	12	Cupra Leon Competición TCR

Flag History

TYPE	TIME OF DAY
GREEN	10:58:11.456
FINISH	11:18:15.006

Flag Statistics

TYPE	COUNT	TOTAL LAPS	TOTAL TIME
Green	1	17	21:02.651
Red	0	0	0.000
Safety Car	0	0	0.000
FCY	0	0	0.000

TCR UK Championship

QUALIFYING - RACES 7 & 22 - STATISTICS

CLASS :

13 Starters

Fastest Lap History

NO	NAME	LAP TIME	TIME OF DAY	LAP	VEHICLE
81	Stewart LINES	1:07.085	11:00:13.086	1	Hyundai i30 N TCR
17	Brad HUTCHISON	1:06.001	11:00:13.703	1	Cupra Leon Competición TCR
117	Adam SHEPHERD	1:05.160	11:00:15.520	1	Cupra Leon Competición TCR
115	Luke SARGEANT	1:03.023	11:01:14.464	1	Audi RS3 LMS TCR Gen 2
81	Stewart LINES	1:02.656	11:01:15.741	2	Hyundai i30 N TCR
117	Adam SHEPHERD	1:02.559	11:01:18.076	2	Cupra Leon Competición TCR
101	Sam LAIDLAW	1:01.762	11:01:26.583	2	Hyundai i30 N TCR
285	Darron LEWIS	1:01.238	11:01:27.040	2	Hyundai i30 N TCR
115	Luke SARGEANT	1:00.636	11:02:15.101	2	Audi RS3 LMS TCR Gen 2
115	Luke SARGEANT	59.555	11:03:14.656	3	Audi RS3 LMS TCR Gen 2
285	Darron LEWIS	59.357	11:04:28.086	5	Hyundai i30 N TCR
115	Luke SARGEANT	59.180	11:05:14.049	5	Audi RS3 LMS TCR Gen 2
285	Darron LEWIS	59.103	11:06:26.707	7	Hyundai i30 N TCR
17	Brad HUTCHISON	58.877	11:06:40.313	5	Cupra Leon Competición TCR
117	Adam SHEPHERD	58.056	11:06:57.047	6	Cupra Leon Competición TCR
117	Adam SHEPHERD	58.024	11:08:53.294	8	Cupra Leon Competición TCR
1	Carl BOARDLEY	57.932	11:09:18.313	7	Cupra Leon Competición TCR
117	Adam SHEPHERD	57.912	11:14:40.457	12	Cupra Leon Competición TCR

TCR UK Championship

QUALIFYING - RACES 7 & 22 - STATISTICS

CLASS : GEN 1

4 Starters

Fastest Lap History

NO	NAME	LAP TIME	TIME OF DAY	LAP	VEHICLE
27	William BEECH	1:10.462	11:00:18.012	1	Volkswagen Golf Gti TCR
22	Rick KERRY	1:10.155	11:00:19.010	1	Cupra TCR
27	William BEECH	1:04.563	11:01:22.575	2	Volkswagen Golf Gti TCR
19	Jeffrey ALDEN	1:04.327	11:01:38.894	2	Audi RS3 LMS TCR SEQ
27	William BEECH	1:02.188	11:02:24.762	3	Volkswagen Golf Gti TCR
27	William BEECH	1:01.257	11:03:26.019	4	Volkswagen Golf Gti TCR
27	William BEECH	1:00.393	11:04:26.412	5	Volkswagen Golf Gti TCR
27	William BEECH	1:00.127	11:06:28.274	7	Volkswagen Golf Gti TCR
22	Rick KERRY	1:00.070	11:10:44.667	9	Cupra TCR
22	Rick KERRY	59.812	11:11:44.479	10	Cupra TCR
22	Rick KERRY	59.330	11:13:44.395	12	Cupra TCR

TCR UK Championship
RACE 22 - GRID (20 minutes)

ROW 9	59.971 16 19 Jeffrey ALDEN	1:01.352 17 12 Cedrich BLOCH
ROW 8	59.812 14 22 Rick KERRY	59.949 15 27 William BEECH
ROW 7	59.469 12 28 Bradley THURSTON	59.494 13 81 Stewart LINES
ROW 6	59.420 10 7 Will POWELL	59.446 11 70 Owen HILLMAN
ROW 5	59.027 8 101 Sam LAIDLAW	59.141 9 31 Matthew WILSON
ROW 4	58.885 6 115 Luke SARGEANT	58.898 7 285 Darron LEWIS
ROW 3	58.491 4 16 Callum NEWSHAM	58.501 5 100 Steven LAIDLAW
ROW 2	58.227 2 1 Carl BOARDLEY	58.489 3 17 Brad HUTCHISON
ROW 1		57.941 1 117 Adam SHEPHERD
Pole		

These results are provisional until the conclusion of any judicial and technical matters.

Silverstone National: 1.6404 miles

Clerk Of Course: Andy Holley

Stewards:

Timekeeper: Sarah Evans



Results can be found at www.tsl-timing.com

Printed - 15:13 Sunday, 18 August 2024




TCR UK Championship
RACE 7 - GRID (20 minutes)

ROW 9	59.154 16 81 Stewart LINES	59.667 17 19 Jeffrey ALDEN
ROW 8	1:01.230 14 12 Cedrich BLOCH	58.700 15 115 Luke SARGEANT
ROW 7	59.358 12 70 Owen HILLMAN	59.431 13 27 William BEECH
ROW 6	59.329 10 28 Bradley THURSTON	59.330 11 22 Rick KERRY
ROW 5	59.092 8 31 Matthew WILSON	59.104 9 7 Will POWELL
ROW 4	58.789 6 285 Darron LEWIS	58.801 7 101 Sam LAIDLAW
ROW 3	58.290 4 100 Steven LAIDLAW	58.385 5 16 Callum NEWSHAM
ROW 2	57.932 2 1 Carl BOARDLEY	58.265 3 17 Brad HUTCHISON
ROW 1		57.912 1 117 Adam SHEPHERD
Pole		

Comments: Cars 115, 81 & 19 - To start Race 1 from back of grid in accordance with Championship Regulation 5.4.9

These results are provisional until the conclusion of any judicial and technical matters.

Silverstone National: 1.6404 miles

Clerk Of Course: Andy Holley	Stewards:	Timekeeper: Sarah Evans	
------------------------------	-----------	-------------------------	---------------------------------------------------------------------------------------

Results can be found at www.tsl-timing.com

Printed - 11:54 Saturday, 17 August 2024



TCR UK Championship

RACE 7 - CLASSIFICATION - AMENDED 2

Race Distance: 16 Laps / 26.24 miles

POS	NO	CL	PIC	NAME	ENTRY	LAPS	TIME	GAP	DIFF	MPH	BEST	ON	GRD	↑↓
1	1*		1	Carl BOARDLEY	Cupra Leon Competición TCR - CBM With Hart GT	16	20:54.514			75.32	58.746	6	2	1
2	16		2	Callum NEWSHAM	Hyundai i30 N TCR - JH Racing	16	20:54.817	0.303	0.303	75.30	58.521	6	5	3
3	17		3	Brad HUTCHISON	Cupra Leon Competición TCR - Bond It with MPH Racing	16	20:56.194	1.680	1.377	75.21	58.839	8	3	0
4	100		4	Steven LAIDLAW	Cupra Leon Competición TCR - Area Motorsport	16	20:56.769	2.255	0.575	75.18	58.802	14	4	0
5	285		5	Darron LEWIS	Hyundai i30 N TCR - DLR with JH Racing	16	20:58.771	4.257	2.002	75.06	58.955	9	6	1
6	31		6	Matthew WILSON	Cupra Leon Competición TCR - JW Bird Motorsport	16	20:59.639	5.125	0.868	75.01	59.267	5	8	2
7	115		7	Luke SARGEANT	Audi RS3 LMS TCR Gen 2 - RS Vehicle Sales	16	21:00.434	5.920	0.795	74.96	59.023	15	15	8
8	70		8	Owen HILLMAN	Lynk & Co 03 TCR - Pro Alloys Racing	16	21:02.575	8.061	2.141	74.83	59.590	15	12	4
9	101		9	Sam LAIDLAW	Hyundai i30 N TCR - Capture Motorsport	16	21:03.808	9.294	1.233	74.76	59.037	8	7	-2
10	28		10	Bradley THURSTON	Honda Civic Type R FK7 TCR - Go-Fix Honda by Sport77	16	21:06.178	11.664	2.370	74.62	59.962	7	10	0
11	22	GEN 1	1	Rick KERRY	Cupra TCR - EDF Motorsport	16	21:07.538	13.024	1.360	74.54	1:00.139	15	11	0
12	27	GEN 1	2	William BEECH	Volkswagen Golf Gti TCR - Capture Motorsport	16	21:07.872	13.358	0.334	74.52	59.999	8	13	1
13	12	GEN 1	3	Cedrich BLOCH	Audi RS3 LMS TCR DSG - Simon Green Motorsport with Sp	16	21:13.119	18.605	5.247	74.21	1:01.053	9	14	1
14	117*		11	Adam SHEPHERD	Cupra Leon Competición TCR - Area Motorsport with Sheph	16	21:15.017	20.503	1.898	74.10	58.968	15	1	-13
15	81*		12	Stewart LINES	Hyundai i30 N TCR - Maximum Motorsport with Capture Mot	16	21:16.655	22.141	1.638	74.01	1:00.030	14	16	1
16	7		13	Will POWELL	Honda Civic Type R FK7 TCR - Go-Fix Honda by Sport77	15	21:08.787	1 Lap	1 Lap	69.81	59.527	8	9	-7
NOT CLASSIFIED														
DNF	19	GEN 1		Jeffrey ALDEN	Audi RS3 LMS TCR SEQ - Matrix Motorsport with DW Racin	7	9:06.378	9 Laps	8 Laps	75.66	1:00.367	6	17	

FASTEST LAP

16	Callum NEWSHAM	Hyundai i30 N TCR - JH Racing	6	58.521	100.91 mph	162.40 kph
27	GEN 1 William BEECH	Volkswagen Golf Gti TCR - Capture Motorsport	8	59.999	98.42 mph	158.40 kph

Comments:

Car 81 - 10 second penalty - Start procedure infringement

1st Amendment:

Car 117 - Addition of 15 seconds to race time (G5.3) - Contravention of Motorsport UK Regulation C2.3

2nd Amendment:

Car 1 - Reinstated in the results of the race - Stewards' Decision 3

Weather / Track : Bright / Dry

Date: 17/08/2024 Start: 16:35 Finish: 16:56

These results are provisional until the conclusion of any judicial and technical matters.

Silverstone National: 1.6404 miles

Clerk Of Course: Andy Holley	Stewards:	Timekeeper: Sarah Evans	
------------------------------	-----------	-------------------------	--

Results can be found at www.tsl-timing.com

Printed - 11:32 Sunday, 18 August 2024



TCR UK Championship

RACE 7 - LAP CHART

LAP 1 @ 16:37:04.880			LAP 2 @ 16:39:10.109			LAP 3 @ 16:40:48.244			LAP 4 @ 16:41:47.593			LAP 5 @ 16:42:46.723		
NO	BEHIND	LAP TIME	NO	BEHIND	LAP TIME	NO	BEHIND	LAP TIME	NO	BEHIND	LAP TIME	NO	BEHIND	LAP TIME
1		1:11.981	1		2:05.229	1		1:38.135	1		59.349	1		59.130
100	0.756	1:12.737	100	1.253	2:05.726	100	0.599	1:37.481	100	0.739	59.489	16	0.757	58.780
17	1.110	1:13.091	17	1.722	2:05.841	17	1.099	1:37.512	17	0.885	59.135	100	1.150	59.541
16	1.700	1:13.681	16	2.821	2:06.350	16	1.324	1:36.638	16	1.107	59.132	17	1.487	59.732
285	3.295	1:15.276	285	3.875	2:05.809	285	2.087	1:36.347	285	2.162	59.424	285	2.389	59.357
31	4.538	1:16.519	31	4.804	2:05.495	31	2.455	1:35.786	31	2.656	59.550	31	2.793	59.267
28	5.107	1:17.088	28	6.460	2:06.582	28	3.046	1:34.721	115	4.657	1:00.623	115	4.762	59.235
115	5.773	1:17.754	115	7.608	2:07.064	115	3.383	1:33.910	28	5.401	1:01.704	28	6.632	1:00.361
22	6.595	1:18.576	22	8.515	2:07.149	22	4.260	1:33.880	22	6.186	1:01.275	70	7.057	59.888
70	8.405	1:20.386	70	9.763	2:06.587	70	4.953	1:33.325	70	6.299	1:00.695	117	7.799	58.987
27	9.126	1:21.107	27	10.707	2:06.810	27	5.387	1:32.815	81	7.294	1:00.914	22	8.635	1:01.579
81	10.310	1:22.291	81	11.736	2:06.655	81	5.729	1:32.128	27	7.894	1:01.856	81	8.976	1:00.812
19	11.454	1:23.435	19	12.262	2:06.037	19	6.506	1:32.379	117	7.942	59.025	101	9.335	59.907
101	13.256	1:25.237	101	13.404	2:05.377	101	7.224	1:31.955	101	8.558	1:00.683	27	10.217	1:01.453
12	15.094	1:27.075	12	14.824	2:04.959	117	8.266	1:08.065	19	9.353	1:02.196	19	10.612	1:00.389
117	38.976	1:50.957 P	7	1 Lap	3:41.495 P	12	8.334	1:31.645	12	12.392	1:03.407	12	14.499	1:01.237
			117	38.336	2:04.589	7	1 Lap	2:03.080	7	1 Lap	1:01.078	7	1 Lap	1:00.505

TCR UK Championship

RACE 7 - LAP CHART

LAP 6 @ 16:43:45.469			LAP 7 @ 16:44:44.375			LAP 8 @ 16:45:43.190			LAP 9 @ 16:46:42.090			LAP 10 @ 16:47:49.468		
NO	BEHIND	LAP TIME	NO	BEHIND	LAP TIME	NO	BEHIND	LAP TIME	NO	BEHIND	LAP TIME	NO	BEHIND	LAP TIME
1		58.746	1		58.906	1		58.815	1		58.900	1		1:07.378
16	0.532	58.521	16	0.252	58.626	16	0.328	58.891	16	0.334	58.906	16	1.371	1:08.415
100	1.910	59.506	17	2.229	59.223	17	2.253	58.839	17	2.231	58.878	17	2.060	1:07.207
17	1.912	59.171	100	3.030	1:00.026	100	3.157	58.942	100	3.425	59.168	100	3.055	1:07.008
285	2.920	59.277	285	3.460	59.446	285	3.909	59.264	285	3.964	58.955	285	4.309	1:07.723
31	3.430	59.383	31	3.846	59.322	31	4.664	59.633	31	5.212	59.448	31	5.102	1:07.268
115	5.195	59.179	115	5.752	59.463	115	6.205	59.268	115	6.476	59.171	115	5.614	1:06.516
28	8.007	1:00.121	28	9.063	59.962	117	10.269	59.844	117	11.572	1:00.203	117	6.320	1:02.126
70	8.285	59.974	117	9.240	59.677	28	11.404	1:01.156	70	12.752	1:00.199	70	8.481	1:03.107
117	8.469	59.416	70	9.790	1:00.411	70	11.453	1:00.478	28	13.959	1:01.455	28	8.983	1:02.402
22	10.424	1:00.535	101	11.458	59.669	101	11.680	59.037	101	14.363	1:01.583	101	10.108	1:03.123
101	10.695	1:00.106	22	12.060	1:00.542	22	13.398	1:00.153	81	14.986	1:00.233	81	11.472	1:03.864
81	11.079	1:00.849	81	12.294	1:00.121	81	13.653	1:00.174	22	15.607	1:01.109	22	12.411	1:04.182
27	11.912	1:00.441	27	14.216	1:01.210	27	15.400	59.999	27	16.596	1:00.096	27	14.917	1:05.699
19	12.233	1:00.367	19	14.902	1:01.575	12	21.814	1:01.127	12	23.967	1:01.053	12	21.436	1:04.847
12	17.189	1:01.436	12	19.502	1:01.219	7	1 Lap	59.967	7	1 Lap	59.527	7	1 Lap	1:03.742
7	1 Lap	59.973	7	1 Lap	59.813									

TCR UK Championship

RACE 7 - LAP CHART

LAP 11 @ 16:49:41.626			LAP 12 @ 16:51:48.743			LAP 13 @ 16:53:50.616			LAP 14 @ 16:54:49.647			LAP 15 @ 16:55:48.613		
NO	BEHIND	LAP TIME	NO	BEHIND	LAP TIME	NO	BEHIND	LAP TIME	NO	BEHIND	LAP TIME	NO	BEHIND	LAP TIME
1		1:52.158	1		2:07.117	1		2:01.873	1		59.031	1		58.966
16	1.321	1:52.108	16	1.667	2:07.463	16	0.605	2:00.811	16	0.527	58.953	16	0.337	58.776
17	2.001	1:52.099	17	2.163	2:07.279	17	1.444	2:01.154	17	1.551	59.138	17	1.514	58.929
100	2.997	1:52.100	100	3.239	2:07.359	100	2.142	2:00.776	100	1.913	58.802	100	2.022	59.075
285	3.923	1:51.772	285	3.982	2:07.176	285	2.686	2:00.577	285	3.137	59.482	285	3.799	59.628
31	5.030	1:52.086	31	4.948	2:07.035	31	3.523	2:00.448	31	3.806	59.314	31	4.236	59.396
115	6.002	1:52.546	115	6.136	2:07.251	115	4.480	2:00.217	117	4.830	59.301	117	4.832	58.968
117	10.860	1:56.698	117	7.362	2:03.619	117	4.560	1:59.071	115	5.347	59.898	115	5.404	59.023
70	11.996	1:55.673	70	8.160	2:03.281	70	5.229	1:58.942	70	6.241	1:00.043	70	6.865	59.590
28	12.801	1:55.976	28	8.797	2:03.113	28	5.795	1:58.871	28	7.020	1:00.256	101	8.519	1:00.077
101	14.072	1:56.122	101	9.870	2:02.915	101	6.383	1:58.386	101	7.408	1:00.056	28	9.736	1:01.682
81	16.145	1:56.831	81	10.797	2:01.769	81	6.962	1:58.038	81	7.961	1:00.030	81	10.122	1:01.127
22	16.715	1:56.462	22	11.668	2:02.070	22	8.143	1:58.348	22	9.476	1:00.364	22	10.649	1:00.139
27	17.740	1:54.981	27	12.650	2:02.027	27	8.421	1:57.644	27	9.736	1:00.346	27	11.264	1:00.494
12	19.396	1:50.118	12	14.351	2:02.072	12	9.537	1:57.059	7	1 Lap	1:00.875	7	1 Lap	1:00.210
7	1 Lap	1:20.248	7	1 Lap	2:02.491	7	1 Lap	1:55.993	12	12.880	1:02.374	12	15.439	1:01.525

TCR UK Championship

RACE 7 - LAP CHART

LAP 16 @ 16:56:47.413

NO	BEHIND	LAP TIME
1		58.800
16	0.303	58.766
17	1.680	58.966
100	2.255	59.033
285	4.257	59.258
31	5.125	59.689
117	5.503	59.471
115	5.920	59.316
70	8.061	59.996
101	9.294	59.575
28	11.664	1:00.728
81	12.141	1:00.819
22	13.024	1:01.175
27	13.358	1:00.894
7	1 Lap	59.790
12	18.605	1:01.966

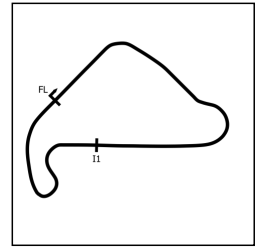
TCR UK Championship

RACE 7 - POSITION CHART

No	Name	Lap																
		Pos	1	2	3	4	5	6	7	8	9	10	11	12	13	14	15	16
117	SHEPHERD	1	1	1	1	1	1	1	1	1	1	1	1	1	1	1	1	1
1	BOARDLEY	2	100	100	100	100	16	16	16	16	16	16	16	16	16	16	16	16
17	HUTCHISON	3	17	17	17	17	100	100	17	17	17	17	17	17	17	17	17	17
100	LIDLAW	4	16	16	16	16	17	17	100	100	100	100	100	100	100	100	100	100
16	NEWSHAM	5	285	285	285	285	285	285	285	285	285	285	285	285	285	285	285	285
285	LEWIS	6	31	31	31	31	31	31	31	31	31	31	31	31	31	31	31	31
101	LIDLAW	7	28	28	28	115	115	115	115	115	115	115	115	115	115	117	117	117
31	WILSON	8	115	115	115	28	28	28	28	117	117	117	117	117	117	115	115	115
7	POWELL	9	22	22	22	22	70	70	117	28	70	70	70	70	70	70	70	70
28	THURSTON	10	70	70	70	70	117	117	70	70	28	28	28	28	28	28	101	101
22	KERRY	11	27	27	27	81	22	22	101	101	101	101	101	101	101	101	28	28
70	HILLMAN	12	81	81	81	27	81	101	22	22	81	81	81	81	81	81	81	81
27	BEECH	13	19	19	19	117	101	81	81	81	22	22	22	22	22	22	22	22
12	BLOCH	14	101	101	101	101	27	27	27	27	27	27	27	27	27	27	27	27
115	SARGEANT	15	12	12	117	19	19	19	19	12	12	12	12	12	12	12	12	12
81	LINES	16	117	117	12	12	12	12	12	7	7	7	7	7	7	7	7	7
19	ALDEN	17	7	7	7	7	7	7	7									

TCR UK Championship

RACE 7 - SECTOR ANALYSIS



SECTOR 1 = FL to I1, SECTOR 2 = I1 to FL, DIFF = Difference To Personal Best Lap, P = Crossed Finish Line in Pit Lane, D = Time Disallowed

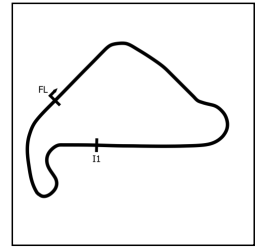
P1 1		Carl BOARDLEY		Cupra Leon Competición TCR - CBM With Hart GT			
IDEAL LAP TIME : 58.713		BEST LAP TIME : 58.746		DIFFERENCE : 0.033			
LAP	SECTOR 1	SECTOR 2	LAP TIME	MPH	DIFF	TIME OF DAY	
1 -		33.069	1:11.981	82.04	13.235	16:37:04.880	
2 -	1:20.334	44.895	2:05.229	47.15	1:06.483	16:39:10.109	
3 -	1:01.636	36.499	1:38.135	60.17	39.389	16:40:48.244	
4 -	34.985	24.364	59.349	99.50	0.603	16:41:47.593	
5 -	34.799	24.331	59.130	99.87	0.384	16:42:46.723	
6 -	34.646	24.100	58.746 (1)	100.52		16:43:45.469	
7 -	34.769	24.137	58.906	100.25	0.160	16:44:44.375	
8 -	34.649	24.166	58.815 (3)	100.41	0.069	16:45:43.190	
9 -	34.613	24.287	58.900	100.26	0.154	16:46:42.090	
10 -	35.101	32.277	1:07.378	87.64	8.632	16:47:49.468	
11 -	1:02.737	49.421	1:52.158	52.65	53.412	16:49:41.626	
12 -	1:19.938	47.179	2:07.117	46.45	1:08.371	16:51:48.743	
13 -	1:29.691	32.182	2:01.873	48.45	1:03.127	16:53:50.616	
14 -	34.859	24.172	59.031	100.04	0.285	16:54:49.647	
15 -	34.771	24.195	58.966	100.15	0.220	16:55:48.613	
16 -	34.685	24.115	58.800 (2)	100.43	0.054	16:56:47.413	

P2 16		Callum NEWSHAM		Hyundai i30 N TCR - JH Racing			
IDEAL LAP TIME : 58.496		BEST LAP TIME : 58.521		DIFFERENCE : 0.025			
LAP	SECTOR 1	SECTOR 2	LAP TIME	MPH	DIFF	TIME OF DAY	
1 -		33.267	1:13.681	80.15	15.160	16:37:06.580	
2 -	1:21.224	45.126	2:06.350	46.74	1:07.829	16:39:12.930	
3 -	1:00.004	36.634	1:36.638	61.11	38.117	16:40:49.568	
4 -	34.644	24.488	59.132	99.87	0.611	16:41:48.700	
5 -	34.759	24.021	58.780	100.47	0.259	16:42:47.480	
6 -	34.515	24.006	58.521 (1)	100.91		16:43:46.001	
7 -	34.490	24.136	58.626 (2)	100.73	0.105	16:44:44.627	
8 -	34.673	24.218	58.891	100.28	0.370	16:45:43.518	
9 -	34.808	24.098	58.906	100.25	0.385	16:46:42.424	
10 -	36.388	32.027	1:08.415	86.32	9.894	16:47:50.839	
11 -	1:03.017	49.091	1:52.108	52.67	53.587	16:49:42.947	
12 -	1:20.222	47.241	2:07.463	46.33	1:08.942	16:51:50.410	
13 -	1:28.839	31.972	2:00.811	48.88	1:02.290	16:53:51.221	
14 -	34.777	24.176	58.953	100.17	0.432	16:54:50.174	
15 -	34.644	24.132	58.776	100.47	0.255	16:55:48.950	
16 -	34.674	24.092	58.766 (3)	100.49	0.245	16:56:47.716	

P3 17		Brad HUTCHISON		Cupra Leon Competición TCR - Bond It with MPH Racing			
IDEAL LAP TIME : 58.665		BEST LAP TIME : 58.839		DIFFERENCE : 0.174			
LAP	SECTOR 1	SECTOR 2	LAP TIME	MPH	DIFF	TIME OF DAY	
1 -		33.088	1:13.091	80.79	14.252	16:37:05.990	
2 -	1:20.581	45.260	2:05.841	46.92	1:07.002	16:39:11.831	
3 -	1:00.615	36.897	1:37.512	60.56	38.673	16:40:49.343	
4 -	34.858	24.277	59.135	99.86	0.296	16:41:48.478	
5 -	35.144	24.588	59.732	98.86	0.893	16:42:48.210	
6 -	34.526	24.645	59.171	99.80	0.332	16:43:47.381	
7 -	34.997	24.226	59.223	99.71	0.384	16:44:46.604	
8 -	34.699	24.140	58.839 (1)	100.36		16:45:45.443	
9 -	34.739	24.139	58.878 (2)	100.30	0.039	16:46:44.321	
10 -	35.404	31.803	1:07.207	87.87	8.368	16:47:51.528	
11 -	1:03.112	48.987	1:52.099	52.68	53.260	16:49:43.627	
12 -	1:20.699	46.580	2:07.279	46.39	1:08.440	16:51:50.906	
13 -	1:28.859	32.295	2:01.154	48.74	1:02.315	16:53:52.060	
14 -	34.769	24.369	59.138	99.86	0.299	16:54:51.198	
15 -	34.729	24.200	58.929 (3)	100.21	0.090	16:55:50.127	
16 -	34.706	24.260	58.966	100.15	0.127	16:56:49.093	

TCR UK Championship

RACE 7 - SECTOR ANALYSIS



SECTOR 1 = FL to I1, SECTOR 2 = I1 to FL, DIFF = Difference To Personal Best Lap, P = Crossed Finish Line in Pit Lane, D = Time Disallowed

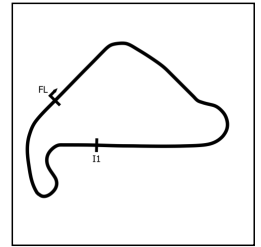
P4 100		Steven LAIDLAW		Cupra Leon Competición TCR - Area Motorsport			
IDEAL LAP TIME : 58.766		BEST LAP TIME : 58.802		DIFFERENCE : 0.036			
LAP	SECTOR 1	SECTOR 2	LAP TIME	MPH	DIFF	TIME OF DAY	
1 -		32.998	1:12.737	81.19	13.935	16:37:05.636	
2 -	1:20.349	45.377	2:05.726	46.97	1:06.924	16:39:11.362	
3 -	1:00.676	36.805	1:37.481	60.58	38.679	16:40:48.843	
4 -	34.891	24.598	59.489	99.27	0.687	16:41:48.332	
5 -	34.974	24.567	59.541	99.18	0.739	16:42:47.873	
6 -	34.640	24.866	59.506	99.24	0.704	16:43:47.379	
7 -	35.455	24.571	1:00.026	98.38	1.224	16:44:47.405	
8 -	34.541	24.401	58.942 (2)	100.19	0.140	16:45:46.347	
9 -	34.697	24.471	59.168	99.81	0.366	16:46:45.515	
10 -	35.266	31.742	1:07.008	88.13	8.206	16:47:52.523	
11 -	1:02.864	49.236	1:52.100	52.68	53.298	16:49:44.623	
12 -	1:20.647	46.712	2:07.359	46.37	1:08.557	16:51:51.982	
13 -	1:28.704	32.072	2:00.776	48.89	1:01.974	16:53:52.758	
14 -	34.577	24.225	58.802 (1)	100.43		16:54:51.560	
15 -	34.737	24.338	59.075	99.96	0.273	16:55:50.635	
16 -	34.772	24.261	59.033 (3)	100.04	0.231	16:56:49.668	

P5 285		Darron LEWIS		Hyundai i30 N TCR - DLR with JH Racing			
IDEAL LAP TIME : 58.955		BEST LAP TIME : 58.955		DIFFERENCE : 0.000			
LAP	SECTOR 1	SECTOR 2	LAP TIME	MPH	DIFF	TIME OF DAY	
1 -		33.985	1:15.276	78.45	16.321	16:37:08.175	
2 -	1:20.287	45.522	2:05.809	46.94	1:06.854	16:39:13.984	
3 -	59.327	37.020	1:36.347	61.29	37.392	16:40:50.331	
4 -	34.977	24.447	59.424	99.38	0.469	16:41:49.755	
5 -	34.851	24.506	59.357	99.49	0.402	16:42:49.112	
6 -	34.839	24.438	59.277	99.62	0.322	16:43:48.389	
7 -	35.066	24.380	59.446	99.34	0.491	16:44:47.835	
8 -	34.948	24.316	59.264 (3)	99.65	0.309	16:45:47.099	
9 -	34.705	24.250	58.955 (1)	100.17		16:46:46.054	
10 -	35.526	32.197	1:07.723	87.20	8.768	16:47:53.777	
11 -	1:02.285	49.487	1:51.772	52.83	52.817	16:49:45.549	
12 -	1:20.541	46.635	2:07.176	46.43	1:08.221	16:51:52.725	
13 -	1:28.423	32.154	2:00.577	48.97	1:01.622	16:53:53.302	
14 -	35.026	24.456	59.482	99.28	0.527	16:54:52.784	
15 -	34.935	24.693	59.628	99.04	0.673	16:55:52.412	
16 -	34.851	24.407	59.258 (2)	99.66	0.303	16:56:51.670	

P6 31		Matthew WILSON		Cupra Leon Competición TCR - JW Bird Motorsport			
IDEAL LAP TIME : 58.969		BEST LAP TIME : 59.267		DIFFERENCE : 0.298			
LAP	SECTOR 1	SECTOR 2	LAP TIME	MPH	DIFF	TIME OF DAY	
1 -		34.376	1:16.519	77.17	17.252	16:37:09.418	
2 -	1:20.111	45.384	2:05.495	47.05	1:06.228	16:39:14.913	
3 -	59.213	36.573	1:35.786	61.65	36.519	16:40:50.699	
4 -	35.054	24.496	59.550	99.17	0.283	16:41:50.249	
5 -	34.600	24.667	59.267 (1)	99.64		16:42:49.516	
6 -	34.822	24.561	59.383	99.45	0.116	16:43:48.899	
7 -	34.832	24.490	59.322 (3)	99.55	0.055	16:44:48.221	
8 -	35.035	24.598	59.633	99.03	0.366	16:45:47.854	
9 -	34.974	24.474	59.448	99.34	0.181	16:46:47.302	
10 -	35.315	31.953	1:07.268	87.79	8.001	16:47:54.570	
11 -	1:03.123	48.963	1:52.086	52.68	52.819	16:49:46.656	
12 -	1:21.100	45.935	2:07.035	46.48	1:07.768	16:51:53.691	
13 -	1:28.341	32.107	2:00.448	49.03	1:01.181	16:53:54.139	
14 -	34.782	24.532	59.314 (2)	99.56	0.047	16:54:53.453	
15 -	35.027	24.369	59.396	99.42	0.129	16:55:52.849	
16 -	35.054	24.635	59.689	98.94	0.422	16:56:52.538	

TCR UK Championship

RACE 7 - SECTOR ANALYSIS



SECTOR 1 = FL to I1, SECTOR 2 = I1 to FL, DIFF = Difference To Personal Best Lap, P = Crossed Finish Line in Pit Lane, D = Time Disallowed

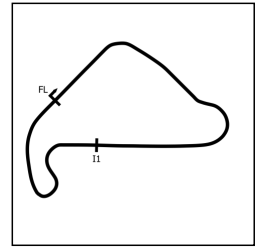
P7 117 Adam SHEPHERD		Cupra Leon Competición TCR - Area Motorsport with Shepherd					
IDEAL LAP TIME : 58.825		BEST LAP TIME : 58.968		DIFFERENCE : 0.143			
LAP	SECTOR 1	SECTOR 2	LAP TIME	MPH	DIFF	TIME OF DAY	
1 -		IN PIT	1:50.957	P 53.22	51.989	16:37:43.856	
2 -	OUTLAP	24.572	2:04.589	47.40	1:05.621	16:39:48.445	
3 -	35.327	32.738	1:08.065	86.76	9.097	16:40:56.510	
4 -	34.647	24.378	59.025 (3)	100.05	0.057	16:41:55.535	
5 -	34.794	24.193	58.987 (2)	100.11	0.019	16:42:54.522	
6 -	34.632	24.784	59.416	99.39	0.448	16:43:53.938	
7 -	35.222	24.455	59.677	98.96	0.709	16:44:53.615	
8 -	35.236	24.608	59.844	98.68	0.876	16:45:53.459	
9 -	35.450	24.753	1:00.203	98.09	1.235	16:46:53.662	
10 -	36.334	25.792	1:02.126	95.05	3.158	16:47:55.788	
11 -	1:04.522	52.176	1:56.698	50.60	57.730	16:49:52.486	
12 -	1:18.115	45.504	2:03.619	47.77	1:04.651	16:51:56.105	
13 -	1:27.630	31.441	1:59.071	49.59	1:00.103	16:53:55.176	
14 -	34.950	24.351	59.301	99.58	0.333	16:54:54.477	
15 -	34.659	24.309	58.968 (1)	100.15		16:55:53.445	
16 -	34.752	24.719	59.471	99.30	0.503	16:56:52.916	

P8 115 Luke SARGEANT		Audi RS3 LMS TCR Gen 2 - RS Vehicle Sales					
IDEAL LAP TIME : 58.893		BEST LAP TIME : 59.023		DIFFERENCE : 0.130			
LAP	SECTOR 1	SECTOR 2	LAP TIME	MPH	DIFF	TIME OF DAY	
1 -		34.362	1:17.754	75.95	18.731	16:37:10.653	
2 -	1:20.981	46.083	2:07.064	46.47	1:08.041	16:39:17.717	
3 -	57.632	36.278	1:33.910	62.88	34.887	16:40:51.627	
4 -	35.777	24.846	1:00.623	97.41	1.600	16:41:52.250	
5 -	34.914	24.321	59.235	99.69	0.212	16:42:51.485	
6 -	34.709	24.470	59.179 (3)	99.79	0.156	16:43:50.664	
7 -	34.947	24.516	59.463	99.31	0.440	16:44:50.127	
8 -	34.843	24.425	59.268	99.64	0.245	16:45:49.395	
9 -	34.680	24.491	59.171 (2)	99.80	0.148	16:46:48.566	
10 -	34.989	31.527	1:06.516	88.78	7.493	16:47:55.082	
11 -	1:03.343	49.203	1:52.546	52.47	53.523	16:49:47.628	
12 -	1:20.796	46.455	2:07.251	46.40	1:08.228	16:51:54.879	
13 -	1:28.122	32.095	2:00.217	49.12	1:01.194	16:53:55.096	
14 -	35.386	24.512	59.898	98.59	0.875	16:54:54.994	
15 -	34.810	24.213	59.023 (1)	100.05		16:55:54.017	
16 -	34.903	24.413	59.316	99.56	0.293	16:56:53.333	

P9 70 Owen HILLMAN		Lynk & Co 03 TCR - Pro Alloys Racing					
IDEAL LAP TIME : 59.547		BEST LAP TIME : 59.590		DIFFERENCE : 0.043			
LAP	SECTOR 1	SECTOR 2	LAP TIME	MPH	DIFF	TIME OF DAY	
1 -		35.932	1:20.386	73.46	20.796	16:37:13.285	
2 -	1:20.733	45.854	2:06.587	46.65	1:06.997	16:39:19.872	
3 -	57.712	35.613	1:33.325	63.28	33.735	16:40:53.197	
4 -	35.616	25.079	1:00.695	97.30	1.105	16:41:53.892	
5 -	35.445	24.443	59.888 (2)	98.61	0.298	16:42:53.780	
6 -	35.104	24.870	59.974 (3)	98.47	0.384	16:43:53.754	
7 -	35.814	24.597	1:00.411	97.75	0.821	16:44:54.165	
8 -	35.600	24.878	1:00.478	97.64	0.888	16:45:54.643	
9 -	35.668	24.531	1:00.199	98.10	0.609	16:46:54.842	
10 -	36.719	26.388	1:03.107	93.58	3.517	16:47:57.949	
11 -	1:03.494	52.179	1:55.673	51.05	56.083	16:49:53.622	
12 -	1:18.317	44.964	2:03.281	47.90	1:03.691	16:51:56.903	
13 -	1:27.670	31.272	1:58.942	49.65	59.352	16:53:55.845	
14 -	35.460	24.583	1:00.043	98.35	0.453	16:54:55.888	
15 -	35.143	24.447	59.590 (1)	99.10		16:55:55.478	
16 -	35.513	24.483	59.996	98.43	0.406	16:56:55.474	

TCR UK Championship

RACE 7 - SECTOR ANALYSIS



SECTOR 1 = FL to I1, SECTOR 2 = I1 to FL, DIFF = Difference To Personal Best Lap, P = Crossed Finish Line in Pit Lane, D = Time Disallowed

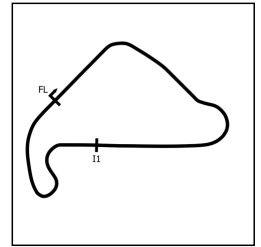
P10 101		Sam LAIDLAW		Hyundai i30 N TCR - Capture Motorsport			
IDEAL LAP TIME : 59.037		BEST LAP TIME : 59.037		DIFFERENCE : 0.000			
LAP	SECTOR 1	SECTOR 2	LAP TIME	MPH	DIFF	TIME OF DAY	
1 -		38.324	1:25.237	69.28	26.200	16:37:18.136	
2 -	1:19.680	45.697	2:05.377	47.10	1:06.340	16:39:23.513	
3 -	56.859	35.096	1:31.955	64.22	32.918	16:40:55.468	
4 -	35.831	24.852	1:00.683	97.31	1.646	16:41:56.151	
5 -	35.244	24.663	59.907	98.58	0.870	16:42:56.058	
6 -	35.552	24.554	1:00.106	98.25	1.069	16:43:56.164	
7 -	35.282	24.387	59.669 (3)	98.97	0.632	16:44:55.833	
8 -	34.812	24.225	59.037 (1)	100.03		16:45:54.870	
9 -	36.552	25.031	1:01.583	95.89	2.546	16:46:56.453	
10 -	37.283	25.840	1:03.123	93.55	4.086	16:47:59.576	
11 -	1:03.913	52.209	1:56.122	50.85	57.085	16:49:55.698	
12 -	1:18.026	44.889	2:02.915	48.04	1:03.878	16:51:58.613	
13 -	1:27.752	30.634	1:58.386	49.88	59.349	16:53:56.999	
14 -	35.201	24.855	1:00.056	98.33	1.019	16:54:57.055	
15 -	35.290	24.787	1:00.077	98.30	1.040	16:55:57.132	
16 -	35.022	24.553	59.575 (2)	99.12	0.538	16:56:56.707	

P11 28		Bradley THURSTON		Honda Civic Type R FK7 TCR - Go-Fix Honda by Sport77			
IDEAL LAP TIME : 59.783		BEST LAP TIME : 59.962		DIFFERENCE : 0.179			
LAP	SECTOR 1	SECTOR 2	LAP TIME	MPH	DIFF	TIME OF DAY	
1 -		34.522	1:17.088	76.60	17.126	16:37:09.987	
2 -	1:21.018	45.564	2:06.582	46.65	1:06.620	16:39:16.569	
3 -	58.329	36.392	1:34.721	62.34	34.759	16:40:51.290	
4 -	36.004	25.700	1:01.704	95.70	1.742	16:41:52.994	
5 -	35.670	24.691	1:00.361	97.83	0.399	16:42:53.355	
6 -	35.307	24.814	1:00.121 (2)	98.22	0.159	16:43:53.476	
7 -	35.357	24.605	59.962 (1)	98.49		16:44:53.438	
8 -	36.163	24.993	1:01.156	96.56	1.194	16:45:54.594	
9 -	36.979	24.476	1:01.455	96.09	1.493	16:46:56.049	
10 -	36.729	25.673	1:02.402	94.63	2.440	16:47:58.451	
11 -	1:04.001	51.975	1:55.976	50.92	56.014	16:49:54.427	
12 -	1:18.585	44.528	2:03.113	47.96	1:03.151	16:51:57.540	
13 -	1:27.866	31.005	1:58.871	49.68	58.909	16:53:56.411	
14 -	35.378	24.878	1:00.256 (3)	98.00	0.294	16:54:56.667	
15 -	35.694	25.988	1:01.682	95.74	1.720	16:55:58.349	
16 -	35.853	24.875	1:00.728	97.24	0.766	16:56:59.077	

P12 22 GEN 1		Rick KERRY		Cupra TCR - EDF Motorsport			
IDEAL LAP TIME : 1:00.031		BEST LAP TIME : 1:00.139		DIFFERENCE : 0.108			
LAP	SECTOR 1	SECTOR 2	LAP TIME	MPH	DIFF	TIME OF DAY	
1 -		35.186	1:18.576	75.15	18.437	16:37:11.475	
2 -	1:20.755	46.394	2:07.149	46.44	1:07.010	16:39:18.624	
3 -	57.397	36.483	1:33.880	62.90	33.741	16:40:52.504	
4 -	36.134	25.141	1:01.275	96.37	1.136	16:41:53.779	
5 -	36.428	25.151	1:01.579	95.90	1.440	16:42:55.358	
6 -	35.739	24.796	1:00.535	97.55	0.396	16:43:55.893	
7 -	35.376	25.166	1:00.542	97.54	0.403	16:44:56.435	
8 -	35.498	24.655	1:00.153 (2)	98.17	0.014	16:45:56.588	
9 -	35.570	25.539	1:01.109	96.64	0.970	16:46:57.697	
10 -	38.049	26.133	1:04.182	92.01	4.043	16:48:01.879	
11 -	1:03.338	53.124	1:56.462	50.70	56.323	16:49:58.341	
12 -	1:16.861	45.209	2:02.070	48.37	1:01.931	16:52:00.411	
13 -	1:27.509	30.839	1:58.348	49.90	58.209	16:53:58.759	
14 -	35.588	24.776	1:00.364 (3)	97.83	0.225	16:54:59.123	
15 -	35.463	24.676	1:00.139 (1)	98.20		16:55:59.262	
16 -	35.928	25.247	1:01.175	96.53	1.036	16:57:00.437	

TCR UK Championship

RACE 7 - SECTOR ANALYSIS



SECTOR 1 = FL to I1, SECTOR 2 = I1 to FL, DIFF = Difference To Personal Best Lap, P = Crossed Finish Line in Pit Lane, D = Time Disallowed

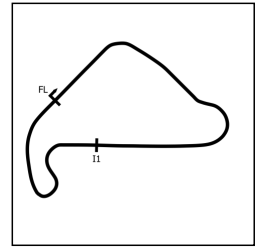
P13 27 GEN 1 William BEECH			Volkswagen Golf Gti TCR - Capture Motorsport			
IDEAL LAP TIME : 59.925		BEST LAP TIME : 59.999		DIFFERENCE : 0.074		
LAP	SECTOR 1	SECTOR 2	LAP TIME	MPH	DIFF	TIME OF DAY
1 -		36.701	1:21.107	72.81	21.108	16:37:14.006
2 -	1:20.882	45.928	2:06.810	46.57	1:06.811	16:39:20.816
3 -	57.753	35.062	1:32.815	63.62	32.816	16:40:53.631
4 -	36.351	25.505	1:01.856	95.47	1.857	16:41:55.487
5 -	36.486	24.967	1:01.453	96.10	1.454	16:42:56.940
6 -	35.621	24.820	1:00.441	97.70	0.442	16:43:57.381
7 -	35.663	25.547	1:01.210	96.48	1.211	16:44:58.591
8 -	35.452	24.547	59.999 (1)	98.42		16:45:58.590
9 -	35.378	24.718	1:00.096 (2)	98.27	0.097	16:46:58.686
10 -	39.779	25.920	1:05.699	89.88	5.700	16:48:04.385
11 -	1:02.037	52.944	1:54.981	51.36	54.982	16:49:59.366
12 -	1:16.744	45.283	2:02.027	48.39	1:02.028	16:52:01.393
13 -	1:27.130	30.514	1:57.644	50.19	57.645	16:53:59.037
14 -	35.650	24.696	1:00.346 (3)	97.86	0.347	16:54:59.383
15 -	35.699	24.795	1:00.494	97.62	0.495	16:55:59.877
16 -	35.496	25.398	1:00.894	96.98	0.895	16:57:00.771

P14 12 GEN 1 Cedrich BLOCH			Audi RS3 LMS TCR DSG - Simon Green Motorsport with Sport7			
IDEAL LAP TIME : 1:00.749		BEST LAP TIME : 1:01.053		DIFFERENCE : 0.304		
LAP	SECTOR 1	SECTOR 2	LAP TIME	MPH	DIFF	TIME OF DAY
1 -		39.619	1:27.075	67.82	26.022	16:37:19.974
2 -	1:19.246	45.713	2:04.959	47.26	1:03.906	16:39:24.933
3 -	57.366	34.279	1:31.645	64.44	30.592	16:40:56.578
4 -	37.584	25.823	1:03.407	93.13	2.354	16:41:59.985
5 -	35.864	25.373	1:01.237	96.43	0.184	16:43:01.222
6 -	36.258	25.178	1:01.436	96.12	0.383	16:44:02.658
7 -	36.087	25.132	1:01.219 (3)	96.46	0.166	16:45:03.877
8 -	36.181	24.946	1:01.127 (2)	96.61	0.074	16:46:05.004
9 -	35.803	25.250	1:01.053 (1)	96.73		16:47:06.057
10 -	38.912	25.935	1:04.847	91.07	3.794	16:48:10.904
11 -	57.168	52.950	1:50.118	53.63	49.065	16:50:01.022
12 -	1:17.186	44.886	2:02.072	48.37	1:01.019	16:52:03.094
13 -	1:26.889	30.170	1:57.059	50.45	56.006	16:54:00.153
14 -	36.199	26.175	1:02.374	94.68	1.321	16:55:02.527
15 -	36.128	25.397	1:01.525	95.98	0.472	16:56:04.052
16 -	36.473	25.493	1:01.966	95.30	0.913	16:57:06.018

P15 81 Stewart LINES			Hyundai i30 N TCR - Maximum Motorsport with Capture Motorsport			
IDEAL LAP TIME : 59.808		BEST LAP TIME : 1:00.030		DIFFERENCE : 0.222		
LAP	SECTOR 1	SECTOR 2	LAP TIME	MPH	DIFF	TIME OF DAY
1 -		36.992	1:22.291	71.76	22.261	16:37:15.190
2 -	1:21.068	45.587	2:06.655	46.62	1:06.625	16:39:21.845
3 -	57.443	34.685	1:32.128	64.10	32.098	16:40:53.973
4 -	36.183	24.731	1:00.914	96.95	0.884	16:41:54.887
5 -	35.625	25.187	1:00.812	97.11	0.782	16:42:55.699
6 -	35.861	24.988	1:00.849	97.05	0.819	16:43:56.548
7 -	35.517	24.604	1:00.121 (2)	98.22	0.091	16:44:56.669
8 -	35.593	24.581	1:00.174 (3)	98.14	0.144	16:45:56.843
9 -	35.494	24.739	1:00.233	98.04	0.203	16:46:57.076
10 -	37.807	26.057	1:03.864	92.47	3.834	16:48:00.940
11 -	1:03.374	53.457	1:56.831	50.54	56.801	16:49:57.771
12 -	1:16.593	45.176	2:01.769	48.49	1:01.739	16:51:59.540
13 -	1:27.600	30.438	1:58.038	50.03	58.008	16:53:57.578
14 -	35.482	24.548	1:00.030 (1)	98.37		16:54:57.608
15 -	35.260	25.867	1:01.127	96.61	1.097	16:55:58.735
16 -	36.079	24.740	1:00.819	97.10	0.789	16:56:59.554

TCR UK Championship

RACE 7 - SECTOR ANALYSIS



SECTOR 1 = FL to I1, SECTOR 2 = I1 to FL, DIFF = Difference To Personal Best Lap, P = Crossed Finish Line in Pit Lane, D = Time Disallowed

P16 7 Will POWELL		Honda Civic Type R FK7 TCR - Go-Fix Honda by Sport77				
IDEAL LAP TIME : 59.522		BEST LAP TIME : 59.527		DIFFERENCE : 0.005		
LAP	SECTOR 1	SECTOR 2	LAP TIME	MPH	DIFF	TIME OF DAY
1 -		IN PIT	3:41.495 P	26.66	2:41.968	16:39:34.394
2 -	OUTLAP	25.634	2:03.080	47.98	1:03.553	16:41:37.474
3 -	35.825	25.253	1:01.078	96.69	1.551	16:42:38.552
4 -	35.265	25.240	1:00.505	97.60	0.978	16:43:39.057
5 -	35.125	24.848	59.973	98.47	0.446	16:44:39.030
6 -	35.070	24.743	59.813 (3)	98.73	0.286	16:45:38.843
7 -	35.246	24.721	59.967	98.48	0.440	16:46:38.810
8 -	34.920	24.607	59.527 (1)	99.20		16:47:38.337
9 -	39.140	24.602	1:03.742	92.64	4.215	16:48:42.079
10 -	36.167	44.081	1:20.248	73.59	20.721	16:50:02.327
11 -	1:17.500	44.991	2:02.491	48.21	1:02.964	16:52:04.818
12 -	1:26.473	29.520	1:55.993	50.91	56.466	16:54:00.811
13 -	35.794	25.081	1:00.875	97.01	1.348	16:55:01.686
14 -	35.002	25.208	1:00.210	98.08	0.683	16:56:01.896
15 -	34.971	24.819	59.790 (2)	98.77	0.263	16:57:01.686

P17 19 GEN 1 Jeffrey ALDEN		Audi RS3 LMS TCR SEQ - Matrix Motorsport with DW Racing				
IDEAL LAP TIME : 1:00.280		BEST LAP TIME : 1:00.367		DIFFERENCE : 0.087		
LAP	SECTOR 1	SECTOR 2	LAP TIME	MPH	DIFF	TIME OF DAY
1 -		36.962	1:23.435	70.78	23.068	16:37:16.334
2 -	1:20.470	45.567	2:06.037	46.85	1:05.670	16:39:22.371
3 -	57.268	35.111	1:32.379	63.92	32.012	16:40:54.750
4 -	36.283	25.913	1:02.196	94.95	1.829	16:41:56.946
5 -	35.607	24.782	1:00.389 (2)	97.79	0.022	16:42:57.335
6 -	35.498	24.869	1:00.367 (1)	97.82		16:43:57.702
7 -	35.541	26.034	1:01.575 (3)	95.91	1.208	16:44:59.277

TCR UK Championship

RACE 7 - BEST SECTORS

SECTOR 1			SECTOR 2			IDEAL / BEST COMPARISON						
POS	NO	NAME	TIME	NO	NAME	TIME	POS	NO	NAME	IDEAL	BEST	DIFF
									PERFECT LAP	58.496		
1	16	NEWSHAM	34.490	16	NEWSHAM	24.006	1	16	NEWSHAM	58.496	58.521	0.025
2	17	HUTCHISON	34.526	1	BOARDLEY	24.100	2	17	HUTCHISON	58.665	58.839	0.174
3	100	LAIDLAW	34.541	17	HUTCHISON	24.139	3	1	BOARDLEY	58.713	58.746	0.033
4	31	WILSON	34.600	117	SHEPHERD	24.193	4	100	LAIDLAW	58.766	58.802	0.036
5	1	BOARDLEY	34.613	115	SARGEANT	24.213	5	117	SHEPHERD	58.825	58.968	0.143
6	117	SHEPHERD	34.632	100	LAIDLAW	24.225	6	115	SARGEANT	58.893	59.023	0.130
7	115	SARGEANT	34.680	101	LAIDLAW	24.225	7	285	LEWIS	58.955	58.955	0.000
8	285	LEWIS	34.705	285	LEWIS	24.250	8	31	WILSON	58.969	59.267	0.298
9	101	LAIDLAW	34.812	31	WILSON	24.369	9	101	LAIDLAW	59.037	59.037	0.000
10	7	POWELL	34.920	70	HILLMAN	24.443	10	7	POWELL	59.522	59.527	0.005
11	70	HILLMAN	35.104	28	THURSTON	24.476	11	70	HILLMAN	59.547	59.590	0.043
12	81	LINES	35.260	27	BEECH	24.547	12	28	THURSTON	59.783	59.962	0.179
13	28	THURSTON	35.307	81	LINES	24.548	13	81	LINES	59.808	1:00.030	0.222
14	22	KERRY	35.376	7	POWELL	24.602	14	27	BEECH	59.925	59.999	0.074
15	27	BEECH	35.378	22	KERRY	24.655	15	22	KERRY	1:00.031	1:00.139	0.108
16	19	ALDEN	35.498	19	ALDEN	24.782	16	19	ALDEN	1:00.280	1:00.367	0.087
17	12	BLOCH	35.803	12	BLOCH	24.946	17	12	BLOCH	1:00.749	1:01.053	0.304

TCR UK Championship

RACE 7 - STATISTICS

Competitors Started 17
Planned Start 2024-08-17 @ 16:50:00.000
Actual Start 2024-08-17 @ 16:35:52.898
Finish Time 2024-08-17 @ 16:56:46.753
Track Length 1.6404mi.
Total Laps 262
Total Distance Covered 429.8014mi.

Session Fastest Lap History

NO	CL	NAME	LAP TIME	TIME OF DAY	LAP	VEHICLE
1		Carl BOARDLEY	1:11.981	16:37:04.881	1	Cupra Leon Competición TCR
117		Adam SHEPHERD	1:08.065	16:40:56.509	3	Cupra Leon Competición TCR
1		Carl BOARDLEY	59.349	16:41:47.592	4	Cupra Leon Competición TCR
17		Brad HUTCHISON	59.135	16:41:48.475	4	Cupra Leon Competición TCR
16		Callum NEWSHAM	59.132	16:41:48.738	4	Hyundai i30 N TCR
117		Adam SHEPHERD	59.025	16:41:55.535	4	Cupra Leon Competición TCR
16		Callum NEWSHAM	58.780	16:42:47.517	5	Hyundai i30 N TCR
1		Carl BOARDLEY	58.746	16:43:45.467	6	Cupra Leon Competición TCR
16		Callum NEWSHAM	58.521	16:43:46.038	6	Hyundai i30 N TCR

Session Leader History

NO	CL	NAME	FROM LAP	LAPS LED	DISTANCE	VEHICLE
1		Carl BOARDLEY	1	16	26.24 miles	Cupra Leon Competición TCR

Flag History

TYPE	TIME OF DAY
GREEN	16:35:52.898
SAFETY	16:36:53.827
GREEN	16:40:47.267
SAFETY	16:47:17.301
GREEN	16:53:50.425
FINISH	16:56:46.753

Flag Statistics

TYPE	COUNT	TOTAL LAPS	TOTAL TIME
Green	3	11	10:54.144
Red	0	0	0.000
Safety Car	2	5	10:26.565
FCY	0	0	0.000

TCR UK Championship

RACE 7 - STATISTICS

CLASS :

13 Starters

Fastest Lap History

NO	NAME	LAP TIME	TIME OF DAY	LAP	VEHICLE
1	Carl BOARDLEY	1:11.981	16:37:04.881	1	Cupra Leon Competición TCR
117	Adam SHEPHERD	1:08.065	16:40:56.509	3	Cupra Leon Competición TCR
1	Carl BOARDLEY	59.349	16:41:47.592	4	Cupra Leon Competición TCR
17	Brad HUTCHISON	59.135	16:41:48.475	4	Cupra Leon Competición TCR
16	Callum NEWSHAM	59.132	16:41:48.738	4	Hyundai i30 N TCR
117	Adam SHEPHERD	59.025	16:41:55.535	4	Cupra Leon Competición TCR
16	Callum NEWSHAM	58.780	16:42:47.517	5	Hyundai i30 N TCR
1	Carl BOARDLEY	58.746	16:43:45.467	6	Cupra Leon Competición TCR
16	Callum NEWSHAM	58.521	16:43:46.038	6	Hyundai i30 N TCR

Leader History

NO	NAME	FROM LAP	LAPS LED	DISTANCE	VEHICLE
1	Carl BOARDLEY	1	16	26.24 miles	Cupra Leon Competición TCR

TCR UK Championship

RACE 7 - STATISTICS

CLASS : GEN 1

4 Starters

Fastest Lap History

NO	NAME	LAP TIME	TIME OF DAY	LAP	VEHICLE
22	Rick KERRY	1:18.576	16:37:11.480	1	Cupra TCR
22	Rick KERRY	1:01.275	16:41:53.780	4	Cupra TCR
19	Jeffrey ALDEN	1:00.389	16:42:57.329	5	Audi RS3 LMS TCR SEQ
19	Jeffrey ALDEN	1:00.367	16:43:57.701	6	Audi RS3 LMS TCR SEQ
22	Rick KERRY	1:00.153	16:45:56.590	8	Cupra TCR
27	William BEECH	59.999	16:45:58.587	8	Volkswagen Golf Gti TCR

Leader History

NO	NAME	FROM LAP	LAPS LED	DISTANCE	VEHICLE
22	Rick KERRY	1	16	26.24 miles	Cupra TCR

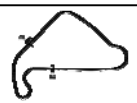
TCR UK Championship
RACE 15 - GRID (20 minutes) - AMENDED

ROW 9	16	19 Jeffrey ALDEN	17	1 Carl BOARDLEY
ROW 8	14	81 Stewart LINES	15	7 Will POWELL
ROW 7	12	12 Cedrich BLOCH	13	117 Adam SHEPHERD
ROW 6	10	22 Rick KERRY	11	27 William BEECH
ROW 5	8	17 Brad HUTCHISON	9	16 Callum NEWSHAM
ROW 4	6	285 Darron LEWIS	7	100 Steven LAIDLAW
ROW 3	4	115 Luke SARGEANT	5	31 Matthew WILSON
ROW 2	2	101 Sam LAIDLAW	3	70 Owen HILLMAN
ROW 1			1	28 Bradley THURSTON
Pole				

Comments: Car 1 - 10 position grid penalty - Stewards' Decision 3

These results are provisional until the conclusion of any judicial and technical matters.

Silverstone National: 1.6404 miles

Clerk Of Course: Andy Holley	Stewards:	Timekeeper: Sarah Evans	
------------------------------	-----------	-------------------------	---------------------------------------------------------------------------------------

Results can be found at www.tsl-timing.com

Printed - 11:35 Sunday, 18 August 2024



TCR UK Championship

RACE 15 - RESTART - CLASSIFICATION - AMENDED

Race Distance: 11 Laps / 18.04 miles

POS	NO	CL	PIC	NAME	ENTRY	LAPS	TIME	GAP	DIFF	MPH	BEST	ON	GRD	↑↓
1	17		1	Brad HUTCHISON	Cupra Leon Competición TCR - Bond It with MPH Racing	11	12:37.072			85.80	58.695	7	1	0
2	16		2	Callum NEWSHAM	Hyundai i30 N TCR - JH Racing	11	12:37.411	0.339	0.339	85.76	58.537	8	3	1
3	1		3	Carl BOARDLEY	Cupra Leon Competición TCR - CBM With Hart GT	11	12:44.403	7.331	6.992	84.98	58.488	8	9	6
4	31		4	Matthew WILSON	Cupra Leon Competición TCR - JW Bird Motorsport	11	12:46.350	9.278	1.947	84.76	59.344	8	6	2
5	285		5	Darron LEWIS	Hyundai i30 N TCR - DLR with JH Racing	11	12:46.798	9.726	0.448	84.71	59.025	10	8	3
6	115		6	Luke SARGEANT	Audi RS3 LMS TCR Gen 2 - RS Vehicle Sales	11	12:49.181	12.109	2.383	84.45	58.968	7	5	-1
7	81		7	Stewart LINES	Hyundai i30 N TCR - Maximum Motorsport with Capture Mot	11	12:49.736	12.664	0.555	84.39	59.299	9	10	3
8	117		8	Adam SHEPHERD	Cupra Leon Competición TCR - Area Motorsport with Sheph	11	13:00.114	23.042	10.378	83.27	1:00.247	10		
9	22	GEN 1	1	Rick KERRY	Cupra TCR - EDF Motorsport	11	13:00.513	23.441	0.399	83.23	1:00.490	7	11	2
10	70		9	Owen HILLMAN	Lynk & Co 03 TCR - Pro Alloys Racing	11	13:02.356	25.284	1.843	83.03	59.220	5	2	-8
11	19	GEN 1	2	Jeffrey ALDEN	Audi RS3 LMS TCR SEQ - Matrix Motorsport with DW Racin	11	13:03.568	26.496	1.212	82.90	1:00.704	5	12	1
12	27	GEN 1	3	William BEECH	Volkswagen Golf Gti TCR - Capture Motorsport	11	13:03.875	26.803	0.307	82.87	59.848	10	14	2

NOT CLASSIFIED

DNF	12	GEN 1		Cedrich BLOCH	Audi RS3 LMS TCR DSG - Simon Green Motorsport with Sp	8	10:21.876	3 Laps	3 Laps	75.97	1:01.381	7	13	
DNF	101			Sam LAIDLAW	Hyundai i30 N TCR - Capture Motorsport	2	3:53.649	9 Laps	6 Laps	50.55	1:29.311	2	7	
DNF	28			Bradley THURSTON	Honda Civic Type R FK7 TCR - Go-Fix Honda by Sport77	0							15	
DNF	7			Will POWELL	Honda Civic Type R FK7 TCR - Go-Fix Honda by Sport77	0								
DQ	100*			Steven LAIDLAW	Cupra Leon Competición TCR - Area Motorsport									4

FASTEST LAP

1	Carl BOARDLEY	Cupra Leon Competición TCR - CBM With Hart GT	8	58.488	100.97 mph	162.49 kph
27	GEN 1 William BEECH	Volkswagen Golf Gti TCR - Capture Motorsport	10	59.848	98.67 mph	158.80 kph

Comments: Car 100 - 5 second penalty - Track Limits

1st Amendment:

Car 100 - Disqualified from the results of the race (G5.3) - Contravention of Motorsport UK Regulation Q12.21.4

Weather / Track : Bright / Dry

These results are provisional until the conclusion of any judicial and technical matters.

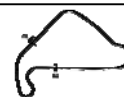
Date: 18/08/2024 Start: 13:50 Finish: 14:03

Silverstone National: 1.6404 miles

Clerk Of Course: Andy Holley

Stewards:

Timekeeper: Sarah Evans



Results can be found at www.tsl-timing.com

Printed - 15:20 Sunday, 18 August 2024



TCR UK Championship

RACE 15 - RESTART - LAP CHART

LAP 1 @ 13:53:02.526			LAP 2 @ 13:54:43.108			LAP 3 @ 13:55:42.374			LAP 4 @ 13:56:41.087			LAP 5 @ 13:57:39.803		
NO	BEHIND	LAP TIME	NO	BEHIND	LAP TIME	NO	BEHIND	LAP TIME	NO	BEHIND	LAP TIME	NO	BEHIND	LAP TIME
17		2:06.773	17		1:40.582	17		59.266	17		58.713	17		58.716
70	1.200	2:07.973	70	0.566	1:39.948	16	1.025	59.488	16	1.042	58.730	16	1.037	58.711
16	2.072	2:08.845	16	0.803	1:39.313	70	1.519	1:00.219	70	2.381	59.575	70	2.885	59.220
100	3.434	2:10.207	100	1.456	1:38.604	100	2.095	59.905	100	2.745	59.363	100	3.371	59.342
31	5.567	2:12.340	31	1.788	1:36.803	31	2.577	1:00.055	31	3.495	59.631	31	4.195	59.416
81	7.308	2:14.081	81	2.394	1:35.668	81	4.095	1:00.967	81	5.069	59.687	81	6.461	1:00.108
22	8.717	2:15.490	22	3.831	1:35.696	22	5.630	1:01.065	1	6.495	59.259	1	6.632	58.853
19	9.679	2:16.452	19	4.094	1:34.997	1	5.949	1:00.292	285	7.340	59.377	285	7.755	59.131
12	11.186	2:17.959	12	4.658	1:34.054	285	6.676	1:00.879	22	8.783	1:01.866	115	9.712	59.478
27	11.929	2:18.702	27	4.850	1:33.503	19	7.949	1:03.121	115	8.950	59.625	22	11.159	1:01.092
1	13.210	2:19.983	1	4.923	1:32.295	115	8.038	1:01.998	19	10.406	1:01.170	19	12.394	1:00.704
285	14.197	2:20.970	285	5.063	1:31.448	12	9.777	1:04.385	117	12.082	1:00.798	117	13.632	1:00.266
115	15.161	2:21.934	115	5.306	1:30.727	117	9.997	1:03.165	12	14.004	1:02.940	27	16.284	1:00.795
117	16.295	2:23.068	117	6.098	1:30.385	27	10.430	1:04.846	27	14.205	1:02.488	12	17.755	1:02.467
101	17.565	2:24.338	101	6.294	1:29.311									

TCR UK Championship

RACE 15 - RESTART - LAP CHART

LAP 6 @ 13:58:38.561			LAP 7 @ 13:59:37.256			LAP 8 @ 14:00:36.012			LAP 9 @ 14:01:34.866			LAP 10 @ 14:02:34.066		
NO	BEHIND	LAP TIME	NO	BEHIND	LAP TIME	NO	BEHIND	LAP TIME	NO	BEHIND	LAP TIME	NO	BEHIND	LAP TIME
17		58.758	17		58.695	17		58.756	17		58.854	17		59.200
16	0.849	58.570	16	0.866	58.712	16	0.647	58.537	16	0.412	58.619	16	0.244	59.032
100	3.980	59.367	100	4.703	59.418	100	5.360	59.413	100	6.251	59.745	100	6.371	59.320
31	5.252	59.815	31	6.120	59.563	31	6.708	59.344	1	7.057	58.944	1	6.573	58.716
1	7.032	59.158	1	7.235	58.898	1	6.967	58.488	31	7.937	1:00.083	31	8.420	59.683
285	8.074	59.077	285	8.630	59.251	285	8.967	59.093	285	9.376	59.263	285	9.201	59.025
81	8.495	1:00.792	81	9.716	59.916	81	10.365	59.405	81	10.810	59.299	81	11.214	59.604
115	10.331	59.377	115	10.604	58.968	115	10.970	59.122	115	11.251	59.135	115	11.595	59.544
22	13.069	1:00.668	22	14.864	1:00.490	22	16.994	1:00.886	22	19.199	1:01.059	22	20.660	1:00.661
19	14.568	1:00.932	117	17.170	1:00.682	117	18.784	1:00.370	117	20.293	1:00.363	117	21.340	1:00.247
117	15.183	1:00.309	19	18.304	1:02.431	19	20.284	1:00.736	19	22.287	1:00.857	70	23.987	1:00.552
70	18.345	1:14.218	70	20.069	1:00.419	70	21.388	1:00.075	70	22.635	1:00.101	19	24.365	1:01.278
27	18.532	1:01.006	27	21.047	1:01.210	27	22.546	1:00.255	27	23.963	1:00.271	27	24.611	59.848
12	20.557	1:01.560	12	23.243	1:01.381	12	41.617	1:17.130 P						

TCR UK Championship

RACE 15 - RESTART - LAP CHART

LAP 11 @ 14:03:32.825

NO	BEHIND	LAP TIME
17		58.759
16	0.339	58.854
100	7.101	59.489
1	7.331	59.517
31	9.278	59.617
285	9.726	59.284
115	12.109	59.273
81	12.664	1:00.209
117	23.042	1:00.461
22	23.441	1:01.540
70	25.284	1:00.056
19	26.496	1:00.890
27	26.803	1:00.951

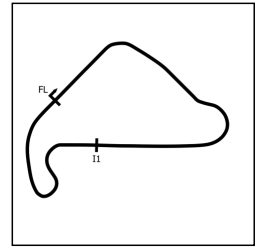
TCR UK Championship

RACE 15 - RESTART - POSITION CHART

No	Name	Lap Pos	Lap											
			1	2	3	4	5	6	7	8	9	10	11	
17	HUTCHISON	1	17	17	17	17	17	17	17	17	17	17	17	17
70	HILLMAN	2	70	70	16	16	16	16	16	16	16	16	16	16
16	NEWSHAM	3	16	16	70	70	70	100	100	100	100	100	100	100
100	LAIDLAW	4	100	100	100	100	100	31	31	31	1	1	1	1
115	SARGEANT	5	31	31	31	31	31	1	1	1	31	31	31	31
31	WILSON	6	81	81	81	81	81	285	285	285	285	285	285	285
101	LAIDLAW	7	22	22	22	1	1	81	81	81	81	81	81	115
285	LEWIS	8	19	19	1	285	285	115	115	115	115	115	115	81
1	BOARDLEY	9	12	12	285	22	115	22	22	22	22	22	22	117
81	LINES	10	27	27	19	115	22	19	117	117	117	117	117	22
22	KERRY	11	1	1	115	19	19	117	19	19	19	70	70	70
19	ALDEN	12	285	285	12	117	117	70	70	70	70	19	19	19
12	BLOCH	13	115	115	117	12	27	27	27	27	27	27	27	27
27	BEECH	14	117	117	27	27	12	12	12	12	12	12	12	12
28	THURSTON	15	101	101										
7	POWELL	16												
117	SHEPHERD	17												

TCR UK Championship

RACE 15 - RESTART - SECTOR ANALYSIS



SECTOR 1 = FL to I1, SECTOR 2 = I1 to FL, DIFF = Difference To Personal Best Lap, P = Crossed Finish Line in Pit Lane, D = Time Disallowed

P1 17		Brad HUTCHISON		Cupra Leon Competición TCR - Bond It with MPH Racing			
IDEAL LAP TIME : 58.596		BEST LAP TIME : 58.695		DIFFERENCE : 0.099			
LAP	SECTOR 1	SECTOR 2	LAP TIME	MPH	DIFF	TIME OF DAY	
1 -		40.969	2:06.773	46.58	1:08.078	13:53:02.526	
2 -	1:03.340	37.242	1:40.582	58.71	41.887	13:54:43.108	
3 -	35.037	24.229	59.266	99.64	0.571	13:55:42.374	
4 -	34.558	24.155	58.713 (2)	100.58	0.018	13:56:41.087	
5 -	34.628	24.088	58.716 (3)	100.58	0.021	13:57:39.803	
6 -	34.557	24.201	58.758	100.50	0.063	13:58:38.561	
7 -	34.656	24.039	58.695 (1)	100.61		13:59:37.256	
8 -	34.629	24.127	58.756	100.51	0.061	14:00:36.012	
9 -	34.664	24.190	58.854	100.34	0.159	14:01:34.866	
10 -	34.684	24.516	59.200	99.75	0.505	14:02:34.066	
11 -	34.670	24.089	58.759	100.50	0.064	14:03:32.825	

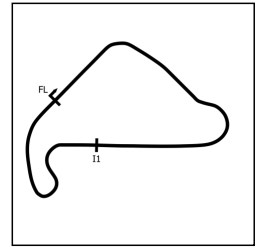
P2 16		Callum NEWSHAM		Hyundai i30 N TCR - JH Racing			
IDEAL LAP TIME : 58.514		BEST LAP TIME : 58.537		DIFFERENCE : 0.023			
LAP	SECTOR 1	SECTOR 2	LAP TIME	MPH	DIFF	TIME OF DAY	
1 -		41.017	2:08.845	45.83	1:10.308	13:53:04.598	
2 -	1:02.065	37.248	1:39.313	59.46	40.776	13:54:43.911	
3 -	35.331	24.157	59.488	99.27	0.951	13:55:43.399	
4 -	34.669	24.061	58.730	100.55	0.193	13:56:42.129	
5 -	34.663	24.048	58.711	100.58	0.174	13:57:40.840	
6 -	34.575	23.995	58.570 (2)	100.83	0.033	13:58:39.410	
7 -	34.602	24.110	58.712	100.58	0.175	13:59:38.122	
8 -	34.597	23.940	58.537 (1)	100.88		14:00:36.659	
9 -	34.660	23.959	58.619 (3)	100.74	0.082	14:01:35.278	
10 -	34.574	24.458	59.032	100.04	0.495	14:02:34.310	
11 -	34.796	24.058	58.854	100.34	0.317	14:03:33.164	

P3 1		Carl BOARDLEY		Cupra Leon Competición TCR - CBM With Hart GT			
IDEAL LAP TIME : 58.488		BEST LAP TIME : 58.488		DIFFERENCE : 0.000			
LAP	SECTOR 1	SECTOR 2	LAP TIME	MPH	DIFF	TIME OF DAY	
1 -	OUTLAP	39.967	2:19.983	42.18	1:21.495	13:53:15.736	
2 -	59.355	32.940	1:32.295	63.98	33.807	13:54:48.031	
3 -	35.783	24.509	1:00.292	97.95	1.804	13:55:48.323	
4 -	35.057	24.202	59.259	99.65	0.771	13:56:47.582	
5 -	34.647	24.206	58.853 (3)	100.34	0.365	13:57:46.435	
6 -	34.994	24.164	59.158	99.82	0.670	13:58:45.593	
7 -	34.731	24.167	58.898	100.26	0.410	13:59:44.491	
8 -	34.482	24.006	58.488 (1)	100.97		14:00:42.979	
9 -	34.837	24.107	58.944	100.19	0.456	14:01:41.923	
10 -	34.698	24.018	58.716 (2)	100.58	0.228	14:02:40.639	
11 -	34.941	24.576	59.517	99.22	1.029	14:03:40.156	

P4 31		Matthew WILSON		Cupra Leon Competición TCR - JW Bird Motorsport			
IDEAL LAP TIME : 59.228		BEST LAP TIME : 59.344		DIFFERENCE : 0.116			
LAP	SECTOR 1	SECTOR 2	LAP TIME	MPH	DIFF	TIME OF DAY	
1 -		40.876	2:12.340	44.62	1:12.996	13:53:08.093	
2 -	1:00.181	36.622	1:36.803	61.00	37.459	13:54:44.896	
3 -	35.278	24.777	1:00.055	98.33	0.711	13:55:44.951	
4 -	35.081	24.550	59.631	99.03	0.287	13:56:44.582	
5 -	34.756	24.660	59.416 (2)	99.39	0.072	13:57:43.998	
6 -	35.109	24.706	59.815	98.73	0.471	13:58:43.813	
7 -	34.954	24.609	59.563 (3)	99.14	0.219	13:59:43.376	
8 -	34.872	24.472	59.344 (1)	99.51		14:00:42.720	
9 -	35.292	24.791	1:00.083	98.29	0.739	14:01:42.803	
10 -	35.147	24.536	59.683	98.95	0.339	14:02:42.486	
11 -	35.118	24.499	59.617	99.06	0.273	14:03:42.103	

TCR UK Championship

RACE 15 - RESTART - SECTOR ANALYSIS



SECTOR 1 = FL to I1, SECTOR 2 = I1 to FL, DIFF = Difference To Personal Best Lap, P = Crossed Finish Line in Pit Lane, D = Time Disallowed

P5 285		Darron LEWIS		Hyundai i30 N TCR - DLR with JH Racing		
IDEAL LAP TIME : 58.821		BEST LAP TIME : 59.025		DIFFERENCE : 0.204		
LAP	SECTOR 1	SECTOR 2	LAP TIME	MPH	DIFF	TIME OF DAY
1 -	OUTLAP	39.760	2:20.970	41.89	1:21.945	13:53:16.723
2 -	59.268	32.180	1:31.448	64.57	32.423	13:54:48.171
3 -	36.240	24.639	1:00.879	97.00	1.854	13:55:49.050
4 -	35.013	24.364	59.377	99.46	0.352	13:56:48.427
5 -	34.906	24.225	59.131	99.87	0.106	13:57:47.558
6 -	34.701	24.376	59.077 (2)	99.96	0.052	13:58:46.635
7 -	34.832	24.419	59.251	99.67	0.226	13:59:45.886
8 -	34.787	24.306	59.093 (3)	99.93	0.068	14:00:44.979
9 -	34.956	24.307	59.263	99.65	0.238	14:01:44.242
10 -	34.905	24.120	59.025 (1)	100.05		14:02:43.267
11 -	35.032	24.252	59.284	99.61	0.259	14:03:42.551

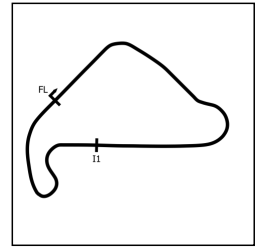
P6 100		Steven LAIDLAW		Cupra Leon Competición TCR - Area Motorsport		
IDEAL LAP TIME : 59.178		BEST LAP TIME : 59.320		DIFFERENCE : 0.142		
LAP	SECTOR 1	SECTOR 2	LAP TIME	MPH	DIFF	TIME OF DAY
1 -		40.185	2:10.207	45.35	1:10.887	13:53:05.960
2 -	1:01.153	37.451	1:38.604	59.89	39.284	13:54:44.564
3 -	35.354	24.551	59.905	98.58	0.585	13:55:44.469
4 -	34.995	24.368	59.363 (3)	99.48	0.043	13:56:43.832
5 -	35.079	24.263	59.342 (2)	99.51	0.022	13:57:43.174
6 -	34.915	24.452	59.367	99.47	0.047	13:58:42.541
7 -	35.039	24.379	59.418	99.39	0.098	13:59:41.959
8 -	35.090	24.323	59.413	99.40	0.093	14:00:41.372
9 -	34.965	24.780	59.745	98.84	0.425	14:01:41.117
10 -	34.990	24.330	59.320 (1)	99.55		14:02:40.437
11 -	35.009	24.480	59.489	99.27	0.169	14:03:39.926

P7 115		Luke SARGEANT		Audi RS3 LMS TCR Gen 2 - RS Vehicle Sales		
IDEAL LAP TIME : 58.886		BEST LAP TIME : 58.968		DIFFERENCE : 0.082		
LAP	SECTOR 1	SECTOR 2	LAP TIME	MPH	DIFF	TIME OF DAY
1 -	OUTLAP	40.005	2:21.934	41.60	1:22.966	13:53:17.687
2 -	58.773	31.954	1:30.727	65.09	31.759	13:54:48.414
3 -	37.298	24.700	1:01.998	95.25	3.030	13:55:50.412
4 -	35.219	24.406	59.625	99.04	0.657	13:56:50.037
5 -	35.158	24.320	59.478	99.29	0.510	13:57:49.515
6 -	34.654	24.723	59.377	99.46	0.409	13:58:48.892
7 -	34.736	24.232	58.968 (1)	100.15		13:59:47.860
8 -	34.681	24.441	59.122 (2)	99.88	0.154	14:00:46.982
9 -	34.721	24.414	59.135 (3)	99.86	0.167	14:01:46.117
10 -	35.076	24.468	59.544	99.18	0.576	14:02:45.661
11 -	34.908	24.365	59.273	99.63	0.305	14:03:44.934

P8 81		Stewart LINES		Hyundai i30 N TCR - Maximum Motorsport with Capture Motorsport		
IDEAL LAP TIME : 59.299		BEST LAP TIME : 59.299		DIFFERENCE : 0.000		
LAP	SECTOR 1	SECTOR 2	LAP TIME	MPH	DIFF	TIME OF DAY
1 -		41.168	2:14.081	44.04	1:14.782	13:53:09.834
2 -	1:00.130	35.538	1:35.668	61.73	36.369	13:54:45.502
3 -	36.224	24.743	1:00.967	96.86	1.668	13:55:46.469
4 -	35.047	24.640	59.687	98.94	0.388	13:56:46.156
5 -	35.611	24.497	1:00.108	98.25	0.809	13:57:46.264
6 -	35.851	24.941	1:00.792	97.14	1.493	13:58:47.056
7 -	35.131	24.785	59.916	98.56	0.617	13:59:46.972
8 -	35.016	24.389	59.405 (2)	99.41	0.106	14:00:46.377
9 -	34.933	24.366	59.299 (1)	99.59		14:01:45.676
10 -	35.137	24.467	59.604 (3)	99.08	0.305	14:02:45.280
11 -	35.139	25.070	1:00.209	98.08	0.910	14:03:45.489

TCR UK Championship

RACE 15 - RESTART - SECTOR ANALYSIS



SECTOR 1 = FL to I1, SECTOR 2 = I1 to FL, DIFF = Difference To Personal Best Lap, P = Crossed Finish Line in Pit Lane, D = Time Disallowed

P9 117 Adam SHEPHERD		Cupra Leon Competición TCR - Area Motorsport with Shepherd				
IDEAL LAP TIME : 1:00.199		BEST LAP TIME : 1:00.247		DIFFERENCE : 0.048		
LAP	SECTOR 1	SECTOR 2	LAP TIME	MPH	DIFF	TIME OF DAY
1 -	OUTLAP	37.363	2:23.068	41.27	1:22.821	13:53:18.821
2 -	1:00.053	30.332	1:30.385	65.33	30.138	13:54:49.206
3 -	37.448	25.717	1:03.165	93.49	2.918	13:55:52.371
4 -	35.809	24.989	1:00.798	97.13	0.551	13:56:53.169
5 -	35.610	24.656	1:00.266 (2)	97.99	0.019	13:57:53.435
6 -	35.669	24.640	1:00.309 (3)	97.92	0.062	13:58:53.744
7 -	35.922	24.760	1:00.682	97.32	0.435	13:59:54.426
8 -	35.743	24.627	1:00.370	97.82	0.123	14:00:54.796
9 -	35.723	24.640	1:00.363	97.83	0.116	14:01:55.159
10 -	35.658	24.589	1:00.247 (1)	98.02		14:02:55.406
11 -	35.758	24.703	1:00.461	97.67	0.214	14:03:55.867

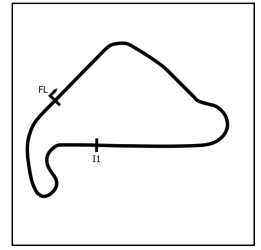
P10 22 GEN 1 Rick KERRY		Cupra TCR - EDF Motorsport				
IDEAL LAP TIME : 1:00.334		BEST LAP TIME : 1:00.490		DIFFERENCE : 0.156		
LAP	SECTOR 1	SECTOR 2	LAP TIME	MPH	DIFF	TIME OF DAY
1 -		40.479	2:15.490	43.58	1:15.000	13:53:11.243
2 -	59.970	35.726	1:35.696	61.71	35.206	13:54:46.939
3 -	36.171	24.894	1:01.065	96.71	0.575	13:55:48.004
4 -	36.882	24.984	1:01.866	95.45	1.376	13:56:49.870
5 -	36.129	24.963	1:01.092	96.66	0.602	13:57:50.962
6 -	35.715	24.953	1:00.668 (3)	97.34	0.178	13:58:51.630
7 -	35.457	25.033	1:00.490 (1)	97.63		13:59:52.120
8 -	36.009	24.877	1:00.886	96.99	0.396	14:00:53.006
9 -	36.001	25.058	1:01.059	96.72	0.569	14:01:54.065
10 -	35.781	24.880	1:00.661 (2)	97.35	0.171	14:02:54.726
11 -	36.071	25.469	1:01.540	95.96	1.050	14:03:56.266

P11 70 Owen HILLMAN		Lynk & Co 03 TCR - Pro Alloys Racing				
IDEAL LAP TIME : 59.153		BEST LAP TIME : 59.220		DIFFERENCE : 0.067		
LAP	SECTOR 1	SECTOR 2	LAP TIME	MPH	DIFF	TIME OF DAY
1 -		41.503	2:07.973	46.14	1:08.753	13:53:03.726
2 -	1:02.447	37.501	1:39.948	59.08	40.728	13:54:43.674
3 -	35.890	24.329	1:00.219	98.06	0.999	13:55:43.893
4 -	35.179	24.396	59.575 (2)	99.12	0.355	13:56:43.468
5 -	34.947	24.273	59.220 (1)	99.72		13:57:42.688
6 -	34.880	39.338	1:14.218	79.57	14.998	13:58:56.906
7 -	35.833	24.586	1:00.419	97.74	1.199	13:59:57.325
8 -	35.456	24.619	1:00.075	98.30	0.855	14:00:57.400
9 -	35.435	24.666	1:00.101	98.26	0.881	14:01:57.501
10 -	35.617	24.935	1:00.552	97.53	1.332	14:02:58.053
11 -	35.518	24.538	1:00.056 (3)	98.33	0.836	14:03:58.109

P12 19 GEN 1 Jeffrey ALDEN		Audi RS3 LMS TCR SEQ - Matrix Motorsport with DW Racing				
IDEAL LAP TIME : 1:00.514		BEST LAP TIME : 1:00.704		DIFFERENCE : 0.190		
LAP	SECTOR 1	SECTOR 2	LAP TIME	MPH	DIFF	TIME OF DAY
1 -		40.333	2:16.452	43.27	1:15.748	13:53:12.205
2 -	59.380	35.617	1:34.997	62.16	34.293	13:54:47.202
3 -	37.040	26.081	1:03.121	93.56	2.417	13:55:50.323
4 -	36.194	24.976	1:01.170	96.54	0.466	13:56:51.493
5 -	35.934	24.770	1:00.704 (1)	97.28		13:57:52.197
6 -	35.880	25.052	1:00.932	96.92	0.228	13:58:53.129
7 -	37.287	25.144	1:02.431	94.59	1.727	13:59:55.560
8 -	35.822	24.914	1:00.736 (2)	97.23	0.032	14:00:56.296
9 -	35.940	24.917	1:00.857 (3)	97.04	0.153	14:01:57.153
10 -	35.744	25.534	1:01.278	96.37	0.574	14:02:58.431
11 -	35.950	24.940	1:00.890	96.98	0.186	14:03:59.321

TCR UK Championship

RACE 15 - RESTART - SECTOR ANALYSIS



SECTOR 1 = FL to I1, SECTOR 2 = I1 to FL, DIFF = Difference To Personal Best Lap, P = Crossed Finish Line in Pit Lane, D = Time Disallowed

P13 27 GEN 1 William BEECH			Volkswagen Golf Gti TCR - Capture Motorsport			
IDEAL LAP TIME : 59.848		BEST LAP TIME : 59.848		DIFFERENCE : 0.000		
LAP	SECTOR 1	SECTOR 2	LAP TIME	MPH	DIFF	TIME OF DAY
1 -		39.173	2:18.702	42.57	1:18.854	13:53:14.455
2 -	59.644	33.859	1:33.503	63.16	33.655	13:54:47.958
3 -	38.711	26.135	1:04.846	91.07	4.998	13:55:52.804
4 -	36.607	25.881	1:02.488	94.50	2.640	13:56:55.292
5 -	36.117	24.678	1:00.795	97.14	0.947	13:57:56.087
6 -	35.842	25.164	1:01.006	96.80	1.158	13:58:57.093
7 -	36.273	24.937	1:01.210	96.48	1.362	13:59:58.303
8 -	35.506	24.749	1:00.255 (2)	98.01	0.407	14:00:58.558
9 -	35.529	24.742	1:00.271 (3)	97.98	0.423	14:01:58.829
10 -	35.404	24.444	59.848 (1)	98.67		14:02:58.677
11 -	35.983	24.968	1:00.951	96.89	1.103	14:03:59.628

P14 12 GEN 1 Cedrich BLOCH			Audi RS3 LMS TCR DSG - Simon Green Motorsport with Sport7			
IDEAL LAP TIME : 1:01.283		BEST LAP TIME : 1:01.381		DIFFERENCE : 0.098		
LAP	SECTOR 1	SECTOR 2	LAP TIME	MPH	DIFF	TIME OF DAY
1 -		39.419	2:17.959	42.80	1:16.578	13:53:13.712
2 -	59.743	34.311	1:34.054	62.79	32.673	13:54:47.766
3 -	38.140	26.245	1:04.385	91.72	3.004	13:55:52.151
4 -	37.022	25.918	1:02.940	93.83	1.559	13:56:55.091
5 -	36.925	25.542	1:02.467 (3)	94.54	1.086	13:57:57.558
6 -	36.070	25.490	1:01.560 (2)	95.93	0.179	13:58:59.118
7 -	36.020	25.361	1:01.381 (1)	96.21		14:00:00.499
8 -	35.922	IN PIT	1:17.130 P	76.56	15.749	14:01:17.629

P15 101 Sam LAIDLAW			Hyundai i30 N TCR - Capture Motorsport			
IDEAL LAP TIME : 1:06.448		BEST LAP TIME : 1:29.311		DIFFERENCE : 22.863		
LAP	SECTOR 1	SECTOR 2	LAP TIME	MPH	DIFF	TIME OF DAY
1 -	OUTLAP	37.320	2:24.338	40.91	55.027	13:53:20.091
2 -	59.779	29.532	1:29.311 (1)	66.12		13:54:49.402

TCR UK Championship

RACE 15 - RESTART - BEST SECTORS

SECTOR 1			SECTOR 2			IDEAL / BEST COMPARISON						
POS	NO	NAME	TIME	NO	NAME	TIME	POS	NO	NAME	IDEAL	BEST	DIFF
									PERFECT LAP	58.422		
1	1	BOARDLEY	34.482	16	NEWSHAM	23.940	1	1	BOARDLEY	58.488	58.488	0.000
2	17	HUTCHISON	34.557	1	BOARDLEY	24.006	2	16	NEWSHAM	58.514	58.537	0.023
3	16	NEWSHAM	34.574	17	HUTCHISON	24.039	3	17	HUTCHISON	58.596	58.695	0.099
4	115	SARGEANT	34.654	285	LEWIS	24.120	4	285	LEWIS	58.821	59.025	0.204
5	285	LEWIS	34.701	115	SARGEANT	24.232	5	115	SARGEANT	58.886	58.968	0.082
6	31	WILSON	34.756	100	LAIDLAW	24.263	6	70	HILLMAN	59.153	59.220	0.067
7	70	HILLMAN	34.880	70	HILLMAN	24.273	7	100	LAIDLAW	59.178	59.320	0.142
8	100	LAIDLAW	34.915	81	LINES	24.366	8	31	WILSON	59.228	59.344	0.116
9	81	LINES	34.933	27	BEECH	24.444	9	81	LINES	59.299	59.299	0.000
10	27	BEECH	35.404	31	WILSON	24.472	10	27	BEECH	59.848	59.848	0.000
11	22	KERRY	35.457	117	SHEPHERD	24.589	11	117	SHEPHERD	1:00.199	1:00.247	0.048
12	117	SHEPHERD	35.610	19	ALDEN	24.770	12	22	KERRY	1:00.334	1:00.490	0.156
13	19	ALDEN	35.744	22	KERRY	24.877	13	19	ALDEN	1:00.514	1:00.704	0.190
14	12	BLOCH	35.922	12	BLOCH	25.361	14	12	BLOCH	1:01.283	1:01.381	0.098
15	101	LAIDLAW	36.916	101	LAIDLAW	29.532	15	101	LAIDLAW	1:06.448	1:29.311	22.863
16												
17												

TCR UK Championship

RACE 15 - RESTART - STATISTICS

Competitors Started	15
Planned Start	2024-08-18 @ 13:35:00.000
Actual Start	2024-08-18 @ 13:50:55.752
Finish Time	2024-08-18 @ 14:03:32.238
Track Length	1.6404mi.
Total Laps	153
Total Distance Covered	250.9909mi.

Session Fastest Lap History

NO	CL	NAME	LAP TIME	TIME OF DAY	LAP	VEHICLE
17		Brad HUTCHISON	1:40.582	13:54:43.104	2	Cupra Leon Competición TCR
70		Owen HILLMAN	1:39.948	13:54:43.663	2	Lynk & Co 03 TCR
16		Callum NEWSHAM	1:39.313	13:54:43.951	2	Hyundai i30 N TCR
100		Steven LAIDLAW	1:38.604	13:54:44.561	2	Cupra Leon Competición TCR
31		Matthew WILSON	1:36.803	13:54:44.896	2	Cupra Leon Competición TCR
81		Stewart LINES	1:35.668	13:54:45.487	2	Hyundai i30 N TCR
19	GEN 1	Jeffrey ALDEN	1:34.997	13:54:47.193	2	Audi RS3 LMS TCR SEQ
12	GEN 1	Cedrich BLOCH	1:34.054	13:54:47.763	2	Audi RS3 LMS TCR DSG
27	GEN 1	William BEECH	1:33.503	13:54:47.957	2	Volkswagen Golf Gti TCR
1		Carl BOARDLEY	1:32.295	13:54:48.031	2	Cupra Leon Competición TCR
285		Darron LEWIS	1:31.448	13:54:48.169	2	Hyundai i30 N TCR
115		Luke SARGEANT	1:30.727	13:54:48.410	2	Audi RS3 LMS TCR Gen 2
117		Adam SHEPHERD	1:30.385	13:54:49.204	2	Cupra Leon Competición TCR
101		Sam LAIDLAW	1:29.311	13:54:49.401	2	Hyundai i30 N TCR
17		Brad HUTCHISON	59.266	13:55:42.371	3	Cupra Leon Competición TCR
17		Brad HUTCHISON	58.713	13:56:41.084	4	Cupra Leon Competición TCR
16		Callum NEWSHAM	58.711	13:57:40.877	5	Hyundai i30 N TCR
16		Callum NEWSHAM	58.570	13:58:39.447	6	Hyundai i30 N TCR
16		Callum NEWSHAM	58.537	14:00:36.696	8	Hyundai i30 N TCR
1		Carl BOARDLEY	58.488	14:00:42.978	8	Cupra Leon Competición TCR

Session Leader History

NO	CL	NAME	FROM LAP	LAPS LED	DISTANCE	VEHICLE
17		Brad HUTCHISON	1	11	18.04 miles	Cupra Leon Competición TCR

Flag History

TYPE	TIME OF DAY
GREEN	13:50:55.752
SAFETY	13:50:58.460
GREEN	13:54:41.751
FINISH	14:03:32.238

Flag Statistics

TYPE	COUNT	TOTAL LAPS	TOTAL TIME
Green	2	10	9:30.476
Red	0	0	0.000
Safety Car	1	1	3:43.290
FCY	0	0	0.000

TCR UK Championship

RACE 15 - RESTART - STATISTICS

CLASS :

11 Starters

Fastest Lap History

NO	NAME	LAP TIME	TIME OF DAY	LAP	VEHICLE
17	Brad HUTCHISON	1:40.582	13:54:43.104	2	Cupra Leon Competición TCR
70	Owen HILLMAN	1:39.948	13:54:43.663	2	Lynk & Co 03 TCR
16	Callum NEWSHAM	1:39.313	13:54:43.951	2	Hyundai i30 N TCR
100	Steven LAIDLAW	1:38.604	13:54:44.561	2	Cupra Leon Competición TCR
31	Matthew WILSON	1:36.803	13:54:44.896	2	Cupra Leon Competición TCR
81	Stewart LINES	1:35.668	13:54:45.487	2	Hyundai i30 N TCR
1	Carl BOARDLEY	1:32.295	13:54:48.031	2	Cupra Leon Competición TCR
285	Darron LEWIS	1:31.448	13:54:48.169	2	Hyundai i30 N TCR
115	Luke SARGEANT	1:30.727	13:54:48.410	2	Audi RS3 LMS TCR Gen 2
117	Adam SHEPHERD	1:30.385	13:54:49.204	2	Cupra Leon Competición TCR
101	Sam LAIDLAW	1:29.311	13:54:49.401	2	Hyundai i30 N TCR
17	Brad HUTCHISON	59.266	13:55:42.371	3	Cupra Leon Competición TCR
17	Brad HUTCHISON	58.713	13:56:41.084	4	Cupra Leon Competición TCR
16	Callum NEWSHAM	58.711	13:57:40.877	5	Hyundai i30 N TCR
16	Callum NEWSHAM	58.570	13:58:39.447	6	Hyundai i30 N TCR
16	Callum NEWSHAM	58.537	14:00:36.696	8	Hyundai i30 N TCR
1	Carl BOARDLEY	58.488	14:00:42.978	8	Cupra Leon Competición TCR

Leader History

NO	NAME	FROM LAP	LAPS LED	DISTANCE	VEHICLE
17	Brad HUTCHISON	1	11	18.04 miles	Cupra Leon Competición TCR

TCR UK Championship

RACE 15 - RESTART - STATISTICS

CLASS : GEN 1

4 Starters

Fastest Lap History

NO	NAME	LAP TIME	TIME OF DAY	LAP	VEHICLE
22	Rick KERRY	1:35.696	13:54:46.941	2	Cupra TCR
19	Jeffrey ALDEN	1:34.997	13:54:47.193	2	Audi RS3 LMS TCR SEQ
12	Cedrich BLOCH	1:34.054	13:54:47.763	2	Audi RS3 LMS TCR DSG
27	William BEECH	1:33.503	13:54:47.957	2	Volkswagen Golf Gti TCR
22	Rick KERRY	1:01.065	13:55:48.005	3	Cupra TCR
19	Jeffrey ALDEN	1:00.704	13:57:52.193	5	Audi RS3 LMS TCR SEQ
22	Rick KERRY	1:00.668	13:58:51.631	6	Cupra TCR
22	Rick KERRY	1:00.490	13:59:52.122	7	Cupra TCR
27	William BEECH	1:00.255	14:00:58.551	8	Volkswagen Golf Gti TCR
27	William BEECH	59.848	14:02:58.669	10	Volkswagen Golf Gti TCR

Leader History

NO	NAME	FROM LAP	LAPS LED	DISTANCE	VEHICLE
22	Rick KERRY	1	11	18.04 miles	Cupra TCR

TCR UK Championship

RACE 22 - CLASSIFICATION

Race Distance: 21 Laps / 34.44 miles

POS	NO	CL	PIC	NAME	ENTRY	LAPS	TIME	GAP	DIFF	MPH	BEST	ON	GRD	↑↓
1	1		1	Carl BOARDLEY	Cupra Leon Competición TCR - CBM With Hart GT	21	20:38.240			100.15	58.399	9	2	1
2	285		2	Darron LEWIS	Hyundai i30 N TCR - DLR with JH Racing	21	20:48.508	10.268	10.268	99.33	58.775	15	7	5
3	100		3	Steven LAIDLAW	Cupra Leon Competición TCR - Area Motorsport	21	20:49.129	10.889	0.621	99.28	58.956	9	5	2
4	17		4	Brad HUTCHISON	Cupra Leon Competición TCR - Bond It with MPH Racing	21	20:49.772	11.532	0.643	99.23	58.920	4	3	-1
5	115		5	Luke SARGEANT	Audi RS3 LMS TCR Gen 2 - RS Vehicle Sales	21	20:51.915	13.675	2.143	99.06	58.917	9	6	1
6	31		6	Matthew WILSON	Cupra Leon Competición TCR - JW Bird Motorsport	21	20:57.789	19.549	5.874	98.60	59.007	4	9	3
7	81*		7	Stewart LINES	Hyundai i30 N TCR - Maximum Motorsport with Capture Mot	21	21:13.277	35.037	15.488	97.40	58.950	7	13	6
8	70		8	Owen HILLMAN	Lynk & Co 03 TCR - Pro Alloys Racing	21	21:18.541	40.301	5.264	97.00	59.681	3	11	3
9	27	GEN 1	1	William BEECH	Volkswagen Golf Gti TCR - Capture Motorsport	21	21:21.970	43.730	3.429	96.74	59.921	14	15	6
10	22	GEN 1	2	Rick KERRY	Cupra TCR - EDF Motorsport	21	21:26.512	48.272	4.542	96.39	1:00.329	14	14	4
11	117		9	Adam SHEPHERD	Cupra Leon Competición TCR - Area Motorsport with Shephe	20	21:16.084	1 Lap	1 Lap	92.55	58.426	4	1	-10

NOT CLASSIFIED

DNF	101			Sam LAIDLAW	Hyundai i30 N TCR - Capture Motorsport	20	20:03.640	1 Lap		98.13	58.931	12	8	
DNF	19	GEN 1		Jeffrey ALDEN	Audi RS3 LMS TCR SEQ - Matrix Motorsport with DW Racin	4	8:46.512	17 Laps	16 Laps	44.86				16
DNF	16			Callum NEWSHAM	Hyundai i30 N TCR - JH Racing	0								4
DNF	12	GEN 1		Cedrich BLOCH	Audi RS3 LMS TCR DSG - Simon Green Motorsport with Sp	0								17

NOT STARTED

NS	7			Will POWELL	Honda Civic Type R FK7 TCR - Go-Fix Honda by Sport77									10
NS	28			Bradley THURSTON	Honda Civic Type R FK7 TCR - Go-Fix Honda by Sport77									12

FASTEST LAP

	1			Carl BOARDLEY	Cupra Leon Competición TCR - CBM With Hart GT	9	58.399			101.12 mph				162.74 kph
	27	GEN 1		William BEECH	Volkswagen Golf Gti TCR - Capture Motorsport	14	59.921			98.55 mph				158.61 kph

Comments: Car 81 - 5 second penalty - Track Limits
Car 81 - 10 second penalty - Track Limits

Weather / Track : Bright / Dry

These results are provisional until the conclusion of any judicial and technical matters.

Date: 18/08/2024 Start: 16:59 Finish: 17:20

Silverstone National: 1.6404 miles

Clerk Of Course: Andy Holley	Stewards:	Timekeeper: Sarah Evans	
------------------------------	-----------	-------------------------	---------------------------------------------------------------------------------------

Results can be found at www.tsl-timing.com

Printed - 17:21 Sunday, 18 August 2024



TCR UK Championship

RACE 22 - LAP CHART

LAP 1 @ 17:00:26.876			LAP 2 @ 17:01:25.353			LAP 3 @ 17:02:23.926			LAP 4 @ 17:03:22.352			LAP 5 @ 17:04:21.078		
NO	BEHIND	LAP TIME	NO	BEHIND	LAP TIME	NO	BEHIND	LAP TIME	NO	BEHIND	LAP TIME	NO	BEHIND	LAP TIME
117		1:02.359	117		58.477	117		58.573	117		58.426	117		58.726
1	0.173	1:02.532	1	0.601	58.905	1	0.530	58.502	1	0.653	58.549	1	0.472	58.545
100	0.939	1:03.298	100	1.843	59.381	100	2.475	59.205	100	3.550	59.501	100	4.331	59.507
115	2.339	1:04.698	115	2.880	59.018	115	3.597	59.290	115	4.460	59.289	115	5.052	59.318
285	3.031	1:05.390	285	4.005	59.451	285	4.637	59.205	285	5.017	58.806	285	5.617	59.326
31	3.563	1:05.922	31	4.571	59.485	31	5.495	59.497	31	6.076	59.007	31	6.528	59.178
101	4.155	1:06.514	101	4.920	59.242	101	5.780	59.433	101	6.468	59.114	101	6.882	59.140
17	5.259	1:07.618	17	6.313	59.531	17	6.740	59.000	17	7.234	58.920	17	7.446	58.938
81	5.881	1:08.240	81	7.235	59.831	81	8.087	59.425	81	9.031	59.370	81	9.745	59.440
70	6.230	1:08.589	70	7.790	1:00.037	70	8.898	59.681	70	10.420	59.948	70	11.602	59.908
22	7.510	1:09.869	22	10.206	1:01.173	22	12.318	1:00.685	22	14.527	1:00.635	22	16.734	1:00.933
27	7.920	1:10.279	27	10.479	1:01.036	27	12.730	1:00.824	27	14.765	1:00.461	27	17.212	1:01.173
19	29.205	1:31.564 P							19	2 Laps	2:57.780 P			

TCR UK Championship

RACE 22 - LAP CHART

LAP 6 @ 17:05:19.624			LAP 7 @ 17:06:18.342			LAP 8 @ 17:07:16.939			LAP 9 @ 17:08:15.672			LAP 10 @ 17:09:14.113		
NO	BEHIND	LAP TIME	NO	BEHIND	LAP TIME	NO	BEHIND	LAP TIME	NO	BEHIND	LAP TIME	NO	BEHIND	LAP TIME
117		58.546	117		58.718	117		58.597	117		58.733	117		58.441
1	0.804	58.878	1	0.605	58.519	1	0.571	58.563	1	0.237	58.399	1	0.427	58.631
100	5.135	59.350	100	5.926	59.509	100	6.288	58.959	100	6.511	58.956	100	7.044	58.974
115	6.240	59.734	115	6.792	59.270	115	7.569	59.374	115	7.753	58.917	115	8.376	59.064
285	6.311	59.240	285	7.084	59.491	285	7.764	59.277	285	8.076	59.045	285	8.805	59.170
31	7.336	59.354	31	7.932	59.314	31	8.556	59.221	31	9.036	59.213	17	10.048	59.132
101	7.658	59.322	17	8.486	59.257	17	9.059	59.170	17	9.357	59.031	31	10.825	1:00.230
17	7.947	59.047	101	9.064	1:00.124	101	9.504	59.037	101	10.147	59.376	101	10.875	59.169
81	10.822	59.623	81	11.054	58.950	81	11.772	59.315	81	12.121	59.082	81	13.023	59.343
70	13.365	1:00.309	70	15.002	1:00.355	70	16.822	1:00.417	70	19.039	1:00.950	70	21.176	1:00.578
22	18.878	1:00.690	22	21.389	1:01.229	22	23.740	1:00.948	22	26.016	1:01.009	22	28.225	1:00.650
27	19.196	1:00.530	27	21.576	1:01.098	27	24.111	1:01.132	27	26.296	1:00.918	27	28.676	1:00.821
			19	4 Laps	2:50.216	19	4 Laps	1:26.952 P						

TCR UK Championship

RACE 22 - LAP CHART

LAP 11 @ 17:10:13.540			LAP 12 @ 17:11:12.348			LAP 13 @ 17:12:11.143			LAP 14 @ 17:13:09.774			LAP 15 @ 17:14:08.984		
NO	BEHIND	LAP TIME	NO	BEHIND	LAP TIME	NO	BEHIND	LAP TIME	NO	BEHIND	LAP TIME	NO	BEHIND	LAP TIME
1		59.000	1		58.808	1		58.795	1		58.631	1		59.210
117	1.142	1:00.569	117	5.214	1:02.880	100	7.479	59.405	100	8.059	59.211	100	7.924	59.075
100	6.609	58.992	100	6.869	59.068	285	8.783	59.106	285	9.265	59.113	285	8.830	58.775
115	7.992	59.043	285	8.472	58.943	115	9.417	59.738	17	10.475	59.036	17	10.189	58.924
285	8.337	58.959	115	8.474	59.290	117	9.580	1:03.161	115	10.821	1:00.035	115	10.626	59.015
17	9.669	59.048	17	9.800	58.939	17	10.070	59.065	101	12.570	59.335	101	12.504	59.144
101	11.402	59.954	101	11.525	58.931	101	11.866	59.136	31	14.785	59.923	31	15.087	59.512
31	11.936	1:00.538	31	12.720	59.592	31	13.493	59.568	81	15.450	59.693	81	15.750	59.510
81	13.157	59.561	81	13.934	59.585	81	14.388	59.249	117	18.522	1:07.573 P	70	29.018	1:00.465
70	22.098	1:00.349	70	23.868	1:00.578	70	25.664	1:00.591	70	27.763	1:00.730	27	35.516	1:00.291
22	29.390	1:00.592	22	31.156	1:00.574	27	33.145	1:00.424	27	34.435	59.921	22	36.447	1:00.396
27	29.847	1:00.598	27	31.516	1:00.477	22	33.563	1:01.202	22	35.261	1:00.329			

TCR UK Championship

RACE 22 - LAP CHART

LAP 16 @ 17:15:07.869			LAP 17 @ 17:16:06.777			LAP 18 @ 17:17:05.964			LAP 19 @ 17:18:04.830			LAP 20 @ 17:19:03.798		
NO	BEHIND	LAP TIME	NO	BEHIND	LAP TIME	NO	BEHIND	LAP TIME	NO	BEHIND	LAP TIME	NO	BEHIND	LAP TIME
1		58.885	1		58.908	1		59.187	1		58.866	1		58.968
100	8.103	59.064	100	8.456	59.261	285	8.910	59.211	285	9.552	59.508	285	9.996	59.412
285	8.884	58.939	285	8.886	58.910	100	8.912	59.643	100	10.033	59.987	100	10.462	59.397
17	10.262	58.958	17	10.860	59.506	17	11.067	59.394	17	11.317	59.116	17	11.398	59.049
115	11.116	59.375	115	11.757	59.549	115	12.010	59.440	115	12.537	59.393	115	13.218	59.649
101	12.874	59.255	101	13.336	59.370	101	13.985	59.836	101	15.804	1:00.685	31	18.682	59.547
31	16.087	59.885	31	17.031	59.852	31	17.471	59.627	31	18.103	59.498	81	19.324	59.480
81	16.618	59.753	81	17.604	59.894	81	18.053	59.636	81	18.812	59.625	101	24.359	1:07.523 P
117	1 Lap	1:59.615	117	1 Lap	1:01.890	117	1 Lap	1:02.394	117	1 Lap	1:03.885	117	1 Lap	1:03.343
70	30.707	1:00.574	70	32.792	1:00.993	70	34.459	1:00.854	70	36.410	1:00.817	70	38.308	1:00.866
27	36.896	1:00.265	27	38.239	1:00.251	27	39.380	1:00.328	27	40.842	1:00.328	27	42.186	1:00.312
22	38.081	1:00.519	22	39.602	1:00.429	22	41.201	1:00.786	22	43.848	1:01.513	22	46.036	1:01.156

TCR UK Championship

RACE 22 - LAP CHART

LAP 21 @ 17:20:02.757

NO	BEHIND	LAP TIME
1		58.959
285	10.268	59.231
100	10.889	59.386
17	11.532	59.093
115	13.675	59.416
31	19.549	59.826
81	20.037	59.672
117	1 Lap	1:01.178
70	40.301	1:00.952
27	43.730	1:00.503
22	48.272	1:01.195

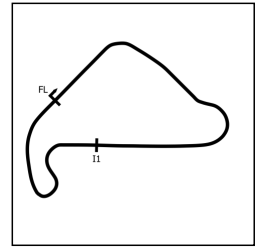
TCR UK Championship

RACE 22 - POSITION CHART

No	Name	Lap Pos																						
			1	2	3	4	5	6	7	8	9	10	11	12	13	14	15	16	17	18	19	20	21	
117	SHEPHERD	1	117	117	117	117	117	117	117	117	117	117	117	1	1	1	1	1	1	1	1	1	1	
1	BOARDLEY	2	1	1	1	1	1	1	1	1	1	1	1	117	117	100	100	100	100	100	285	285	285	285
17	HUTCHISON	3	100	100	100	100	100	100	100	100	100	100	100	100	100	285	285	285	285	285	100	100	100	100
16	NEWSHAM	4	115	115	115	115	115	115	115	115	115	115	115	285	115	17	17	17	17	17	17	17	17	17
100	LAIDLAW	5	285	285	285	285	285	285	285	285	285	285	285	115	117	115	115	115	115	115	115	115	115	115
115	SARGEANT	6	31	31	31	31	31	31	31	31	31	17	17	17	17	101	101	101	101	101	101	31	31	
285	LEWIS	7	101	101	101	101	101	101	17	17	17	31	101	101	101	31	31	31	31	31	31	31	81	81
101	LAIDLAW	8	17	17	17	17	17	17	101	101	101	101	31	31	31	81	81	81	81	81	81	81	101	70
31	WILSON	9	81	81	81	81	81	81	81	81	81	81	81	81	81	117	70	70	70	70	70	70	70	27
7	POWELL	10	70	70	70	70	70	70	70	70	70	70	70	70	70	70	27	27	27	27	27	27	27	22
70	HILLMAN	11	22	22	22	22	22	22	22	22	22	22	22	22	27	27	22	22	22	22	22	22	22	
28	THURSTON	12	27	27	27	27	27	27	27	27	27	27	27	22	22	117	117	117	117	117	117	117	117	
81	LINES	13	19	19	19	19																		
22	KERRY	14																						
27	BEECH	15																						
19	ALDEN	16																						
12	BLOCH	17																						

TCR UK Championship

RACE 22 - SECTOR ANALYSIS



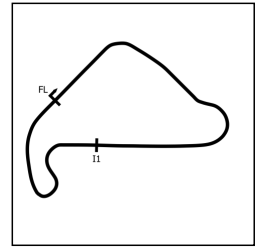
SECTOR 1 = FL to I1, SECTOR 2 = I1 to FL, DIFF = Difference To Personal Best Lap, P = Crossed Finish Line in Pit Lane, D = Time Disallowed

P1		1		Carl BOARDLEY		Cupra Leon Competición TCR - CBM With Hart GT	
IDEAL LAP TIME : 58.327		BEST LAP TIME : 58.399		DIFFERENCE : 0.072			
LAP	SECTOR 1	SECTOR 2	LAP TIME	MPH	DIFF	TIME OF DAY	
1 -		24.769	1:02.532	94.44	4.133	17:00:27.049	
2 -	34.655	24.250	58.905	100.25	0.506	17:01:25.954	
3 -	34.456	24.046	58.502 (2)	100.94	0.103	17:02:24.456	
4 -	34.368	24.181	58.549	100.86	0.150	17:03:23.005	
5 -	34.421	24.124	58.545	100.87	0.146	17:04:21.550	
6 -	34.634	24.244	58.878	100.30	0.479	17:05:20.428	
7 -	34.545	23.974	58.519 (3)	100.91	0.120	17:06:18.947	
8 -	34.446	24.117	58.563	100.84	0.164	17:07:17.510	
9 -	34.353	24.046	58.399 (1)	101.12		17:08:15.909	
10 -	34.543	24.088	58.631	100.72	0.232	17:09:14.540	
11 -	34.616	24.384	59.000	100.09	0.601	17:10:13.540	
12 -	34.660	24.148	58.808	100.42	0.409	17:11:12.348	
13 -	34.744	24.051	58.795	100.44	0.396	17:12:11.143	
14 -	34.530	24.101	58.631	100.72	0.232	17:13:09.774	
15 -	34.850	24.360	59.210	99.74	0.811	17:14:08.984	
16 -	34.712	24.173	58.885	100.29	0.486	17:15:07.869	
17 -	34.750	24.158	58.908	100.25	0.509	17:16:06.777	
18 -	34.883	24.304	59.187	99.77	0.788	17:17:05.964	
19 -	34.755	24.111	58.866	100.32	0.467	17:18:04.830	
20 -	34.777	24.191	58.968	100.15	0.569	17:19:03.798	
21 -	34.686	24.273	58.959	100.16	0.560	17:20:02.757	

P2		285		Darron LEWIS		Hyundai i30 N TCR - DLR with JH Racing	
IDEAL LAP TIME : 58.610		BEST LAP TIME : 58.775		DIFFERENCE : 0.165			
LAP	SECTOR 1	SECTOR 2	LAP TIME	MPH	DIFF	TIME OF DAY	
1 -		24.680	1:05.390	90.31	6.615	17:00:29.907	
2 -	34.895	24.556	59.451	99.33	0.676	17:01:29.358	
3 -	34.747	24.458	59.205	99.74	0.430	17:02:28.563	
4 -	34.608	24.198	58.806 (2)	100.42	0.031	17:03:27.369	
5 -	34.872	24.454	59.326	99.54	0.551	17:04:26.695	
6 -	34.818	24.422	59.240	99.69	0.465	17:05:25.935	
7 -	35.219	24.272	59.491	99.26	0.716	17:06:25.426	
8 -	34.790	24.487	59.277	99.62	0.502	17:07:24.703	
9 -	34.816	24.229	59.045	100.01	0.270	17:08:23.748	
10 -	34.743	24.427	59.170	99.80	0.395	17:09:22.918	
11 -	34.789	24.170	58.959	100.16	0.184	17:10:21.877	
12 -	34.638	24.305	58.943	100.19	0.168	17:11:20.820	
13 -	34.867	24.239	59.106	99.91	0.331	17:12:19.926	
14 -	35.000	24.113	59.113	99.90	0.338	17:13:19.039	
15 -	34.773	24.002	58.775 (1)	100.47		17:14:17.814	
16 -	34.853	24.086	58.939	100.19	0.164	17:15:16.753	
17 -	34.846	24.064	58.910 (3)	100.24	0.135	17:16:15.663	
18 -	34.682	24.529	59.211	99.73	0.436	17:17:14.874	
19 -	35.252	24.256	59.508	99.24	0.733	17:18:14.382	
20 -	35.180	24.232	59.412	99.40	0.637	17:19:13.794	
21 -	34.903	24.328	59.231	99.70	0.456	17:20:13.025	

TCR UK Championship

RACE 22 - SECTOR ANALYSIS



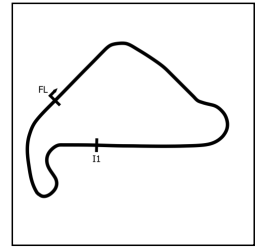
SECTOR 1 = FL to I1, SECTOR 2 = I1 to FL, DIFF = Difference To Personal Best Lap, P = Crossed Finish Line in Pit Lane, D = Time Disallowed

P3 100		Steven LAIDLAW		Cupra Leon Competición TCR - Area Motorsport			
IDEAL LAP TIME : 58.804		BEST LAP TIME : 58.956		DIFFERENCE : 0.152			
LAP	SECTOR 1	SECTOR 2	LAP TIME	MPH	DIFF	TIME OF DAY	
1 -		24.686	1:03.298	93.29	4.342	17:00:27.815	
2 -	34.928	24.453	59.381	99.45	0.425	17:01:27.196	
3 -	34.731	24.474	59.205	99.74	0.249	17:02:26.401	
4 -	35.107	24.394	59.501	99.25	0.545	17:03:25.902	
5 -	34.973	24.534	59.507	99.24	0.551	17:04:25.409	
6 -	34.941	24.409	59.350	99.50	0.394	17:05:24.759	
7 -	34.892	24.617	59.509	99.23	0.553	17:06:24.268	
8 -	34.612	24.347	58.959 (2)	100.16	0.003	17:07:23.227	
9 -	34.724	24.232	58.956 (1)	100.17		17:08:22.183	
10 -	34.731	24.243	58.974 (3)	100.14	0.018	17:09:21.157	
11 -	34.800	24.192	58.992	100.10	0.036	17:10:20.149	
12 -	34.761	24.307	59.068	99.98	0.112	17:11:19.217	
13 -	35.105	24.300	59.405	99.41	0.449	17:12:18.622	
14 -	34.790	24.421	59.211	99.73	0.255	17:13:17.833	
15 -	34.791	24.284	59.075	99.96	0.119	17:14:16.908	
16 -	34.841	24.223	59.064	99.98	0.108	17:15:15.972	
17 -	34.854	24.407	59.261	99.65	0.305	17:16:15.233	
18 -	34.918	24.725	59.643	99.01	0.687	17:17:14.876	
19 -	35.501	24.486	59.987	98.44	1.031	17:18:14.863	
20 -	35.143	24.254	59.397	99.42	0.441	17:19:14.260	
21 -	35.108	24.278	59.386	99.44	0.430	17:20:13.646	

P4 17		Brad HUTCHISON		Cupra Leon Competición TCR - Bond It with MPH Racing			
IDEAL LAP TIME : 58.741		BEST LAP TIME : 58.920		DIFFERENCE : 0.179			
LAP	SECTOR 1	SECTOR 2	LAP TIME	MPH	DIFF	TIME OF DAY	
1 -		24.976	1:07.618	87.33	8.698	17:00:32.135	
2 -	35.103	24.428	59.531	99.20	0.611	17:01:31.666	
3 -	34.769	24.231	59.000	100.09	0.080	17:02:30.666	
4 -	34.732	24.188	58.920 (1)	100.23		17:03:29.586	
5 -	34.726	24.212	58.938 (3)	100.20	0.018	17:04:28.524	
6 -	34.667	24.380	59.047	100.01	0.127	17:05:27.571	
7 -	34.834	24.423	59.257	99.66	0.337	17:06:26.828	
8 -	34.845	24.325	59.170	99.80	0.250	17:07:25.998	
9 -	34.618	24.413	59.031	100.04	0.111	17:08:25.029	
10 -	34.923	24.209	59.132	99.87	0.212	17:09:24.161	
11 -	34.826	24.222	59.048	100.01	0.128	17:10:23.209	
12 -	34.761	24.178	58.939	100.19	0.019	17:11:22.148	
13 -	34.779	24.286	59.065	99.98	0.145	17:12:21.213	
14 -	34.836	24.200	59.036	100.03	0.116	17:13:20.249	
15 -	34.801	24.123	58.924 (2)	100.22	0.004	17:14:19.173	
16 -	34.800	24.158	58.958	100.16	0.038	17:15:18.131	
17 -	35.154	24.352	59.506	99.24	0.586	17:16:17.637	
18 -	35.050	24.344	59.394	99.43	0.474	17:17:17.031	
19 -	34.905	24.211	59.116	99.89	0.196	17:18:16.147	
20 -	34.897	24.152	59.049	100.01	0.129	17:19:15.196	
21 -	34.913	24.180	59.093	99.93	0.173	17:20:14.289	

TCR UK Championship

RACE 22 - SECTOR ANALYSIS



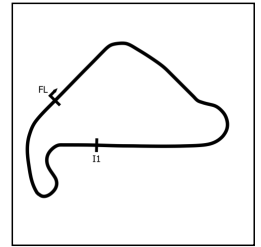
SECTOR 1 = FL to I1, SECTOR 2 = I1 to FL, DIFF = Difference To Personal Best Lap, P = Crossed Finish Line in Pit Lane, D = Time Disallowed

P5		115		Luke SARGEANT		Audi RS3 LMS TCR Gen 2 - RS Vehicle Sales	
IDEAL LAP TIME : 58.862		BEST LAP TIME : 58.917		DIFFERENCE : 0.055			
LAP	SECTOR 1	SECTOR 2	LAP TIME	MPH	DIFF	TIME OF DAY	
1 -		24.634	1:04.698	91.27	5.781	17:00:29.215	
2 -	34.702	24.316	59.018 (3)	100.06	0.101	17:01:28.233	
3 -	34.752	24.538	59.290	99.60	0.373	17:02:27.523	
4 -	34.880	24.409	59.289	99.60	0.372	17:03:26.812	
5 -	34.992	24.326	59.318	99.55	0.401	17:04:26.130	
6 -	35.051	24.683	59.734	98.86	0.817	17:05:25.864	
7 -	35.012	24.258	59.270	99.64	0.353	17:06:25.134	
8 -	34.762	24.612	59.374	99.46	0.457	17:07:24.508	
9 -	34.690	24.227	58.917 (1)	100.23		17:08:23.425	
10 -	34.764	24.300	59.064	99.98	0.147	17:09:22.489	
11 -	34.789	24.254	59.043	100.02	0.126	17:10:21.532	
12 -	34.696	24.594	59.290	99.60	0.373	17:11:20.822	
13 -	35.175	24.563	59.738	98.85	0.821	17:12:20.560	
14 -	34.909	25.126	1:00.035	98.37	1.118	17:13:20.595	
15 -	34.843	24.172	59.015 (2)	100.07	0.098	17:14:19.610	
16 -	35.068	24.307	59.375	99.46	0.458	17:15:18.985	
17 -	35.092	24.457	59.549	99.17	0.632	17:16:18.534	
18 -	34.994	24.446	59.440	99.35	0.523	17:17:17.974	
19 -	34.963	24.430	59.393	99.43	0.476	17:18:17.367	
20 -	35.165	24.484	59.649	99.00	0.732	17:19:17.016	
21 -	35.104	24.312	59.416	99.39	0.499	17:20:16.432	

P6		31		Matthew WILSON		Cupra Leon Competición TCR - JW Bird Motorsport	
IDEAL LAP TIME : 59.007		BEST LAP TIME : 59.007		DIFFERENCE : 0.000			
LAP	SECTOR 1	SECTOR 2	LAP TIME	MPH	DIFF	TIME OF DAY	
1 -		24.718	1:05.922	89.58	6.915	17:00:30.439	
2 -	34.875	24.610	59.485	99.27	0.478	17:01:29.924	
3 -	34.967	24.530	59.497	99.25	0.490	17:02:29.421	
4 -	34.717	24.290	59.007 (1)	100.08		17:03:28.428	
5 -	34.806	24.372	59.178 (2)	99.79	0.171	17:04:27.606	
6 -	34.980	24.374	59.354	99.49	0.347	17:05:26.960	
7 -	34.948	24.366	59.314	99.56	0.307	17:06:26.274	
8 -	34.754	24.467	59.221	99.72	0.214	17:07:25.495	
9 -	34.823	24.390	59.213 (3)	99.73	0.206	17:08:24.708	
10 -	35.592	24.638	1:00.230	98.05	1.223	17:09:24.938	
11 -	35.588	24.950	1:00.538	97.55	1.531	17:10:25.476	
12 -	34.991	24.601	59.592	99.10	0.585	17:11:25.068	
13 -	34.907	24.661	59.568	99.14	0.561	17:12:24.636	
14 -	35.271	24.652	59.923	98.55	0.916	17:13:24.559	
15 -	35.001	24.511	59.512	99.23	0.505	17:14:24.071	
16 -	35.277	24.608	59.885	98.61	0.878	17:15:23.956	
17 -	35.191	24.661	59.852	98.67	0.845	17:16:23.808	
18 -	35.145	24.482	59.627	99.04	0.620	17:17:23.435	
19 -	35.032	24.466	59.498	99.25	0.491	17:18:22.933	
20 -	35.110	24.437	59.547	99.17	0.540	17:19:22.480	
21 -	35.334	24.492	59.826	98.71	0.819	17:20:22.306	

TCR UK Championship

RACE 22 - SECTOR ANALYSIS



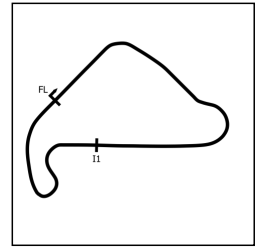
SECTOR 1 = FL to I1, SECTOR 2 = I1 to FL, DIFF = Difference To Personal Best Lap, P = Crossed Finish Line in Pit Lane, D = Time Disallowed

P7 81		Stewart LINES		Hyundai i30 N TCR - Maximum Motorsport with Capture Motorsport			
IDEAL LAP TIME : 58.941		BEST LAP TIME : 58.950		DIFFERENCE : 0.009			
LAP	SECTOR 1	SECTOR 2	LAP TIME	MPH	DIFF	TIME OF DAY	
1 -		25.300	1:08.240	86.54	9.290	17:00:32.757	
2 -	35.458	24.373	59.831	98.70	0.881	17:01:32.588	
3 -	34.939	24.486	59.425	99.38	0.475	17:02:32.013	
4 -	35.138	24.232	59.370	99.47	0.420	17:03:31.383	
5 -	34.981	24.459	59.440	99.35	0.490	17:04:30.823	
6 -	35.218	24.405	59.623	99.05	0.673	17:05:30.446	
7 -	34.788	24.162	58.950 (1)	100.18		17:06:29.396	
8 -	34.797	24.518	59.315	99.56	0.365	17:07:28.711	
9 -	34.779	24.303	59.082 (2)	99.95	0.132	17:08:27.793	
10 -	34.945	24.398	59.343	99.51	0.393	17:09:27.136	
11 -	35.160	24.401	59.561	99.15	0.611	17:10:26.697	
12 -	34.986	24.599	59.585	99.11	0.635	17:11:26.282	
13 -	34.883	24.366	59.249 (3)	99.67	0.299	17:12:25.531	
14 -	35.263	24.430	59.693	98.93	0.743	17:13:25.224	
15 -	34.869	24.641	59.510	99.23	0.560	17:14:24.734	
16 -	35.132	24.621	59.753	98.83	0.803	17:15:24.487	
17 -	35.321	24.573	59.894	98.60	0.944	17:16:24.381	
18 -	34.993	24.643	59.636	99.02	0.686	17:17:24.017	
19 -	35.125	24.500	59.625	99.04	0.675	17:18:23.642	
20 -	35.093	24.387	59.480	99.28	0.530	17:19:23.122	
21 -	35.097	24.575	59.672	98.96	0.722	17:20:22.794	

P8 70		Owen HILLMAN		Lynk & Co 03 TCR - Pro Alloys Racing			
IDEAL LAP TIME : 59.646		BEST LAP TIME : 59.681		DIFFERENCE : 0.035			
LAP	SECTOR 1	SECTOR 2	LAP TIME	MPH	DIFF	TIME OF DAY	
1 -		25.047	1:08.589	86.10	8.908	17:00:33.106	
2 -	35.347	24.690	1:00.037	98.36	0.356	17:01:33.143	
3 -	35.242	24.439	59.681 (1)	98.95		17:02:32.824	
4 -	35.496	24.452	59.948 (3)	98.51	0.267	17:03:32.772	
5 -	35.504	24.404	59.908 (2)	98.57	0.227	17:04:32.680	
6 -	35.667	24.642	1:00.309	97.92	0.628	17:05:32.989	
7 -	35.783	24.572	1:00.355	97.84	0.674	17:06:33.344	
8 -	35.816	24.601	1:00.417	97.74	0.736	17:07:33.761	
9 -	36.415	24.535	1:00.950	96.89	1.269	17:08:34.711	
10 -	36.027	24.551	1:00.578	97.48	0.897	17:09:35.289	
11 -	35.728	24.621	1:00.349	97.85	0.668	17:10:35.638	
12 -	35.845	24.733	1:00.578	97.48	0.897	17:11:36.216	
13 -	35.894	24.697	1:00.591	97.46	0.910	17:12:36.807	
14 -	35.922	24.808	1:00.730	97.24	1.049	17:13:37.537	
15 -	35.893	24.572	1:00.465	97.67	0.784	17:14:38.002	
16 -	35.890	24.684	1:00.574	97.49	0.893	17:15:38.576	
17 -	36.147	24.846	1:00.993	96.82	1.312	17:16:39.569	
18 -	36.071	24.783	1:00.854	97.04	1.173	17:17:40.423	
19 -	36.115	24.702	1:00.817	97.10	1.136	17:18:41.240	
20 -	36.070	24.796	1:00.866	97.02	1.185	17:19:42.106	
21 -	36.146	24.806	1:00.952	96.89	1.271	17:20:43.058	

TCR UK Championship

RACE 22 - SECTOR ANALYSIS



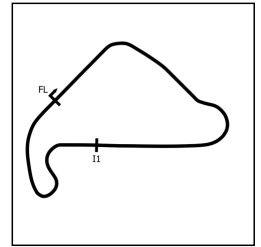
SECTOR 1 = FL to I1, SECTOR 2 = I1 to FL, DIFF = Difference To Personal Best Lap, P = Crossed Finish Line in Pit Lane, D = Time Disallowed

P9 27 GEN 1 William BEECH			Volkswagen Golf Gti TCR - Capture Motorsport			
IDEAL LAP TIME : 59.884		BEST LAP TIME : 59.921	DIFFERENCE : 0.037			
LAP	SECTOR 1	SECTOR 2	LAP TIME	MPH	DIFF	TIME OF DAY
1 -		25.339	1:10.279	84.03	10.358	17:00:34.796
2 -	35.936	25.100	1:01.036	96.75	1.115	17:01:35.832
3 -	35.762	25.062	1:00.824	97.09	0.903	17:02:36.656
4 -	35.574	24.887	1:00.461	97.67	0.540	17:03:37.117
5 -	35.871	25.302	1:01.173	96.54	1.252	17:04:38.290
6 -	35.570	24.960	1:00.530	97.56	0.609	17:05:38.820
7 -	35.731	25.367	1:01.098	96.65	1.177	17:06:39.918
8 -	35.966	25.166	1:01.132	96.60	1.211	17:07:41.050
9 -	35.661	25.257	1:00.918	96.94	0.997	17:08:41.968
10 -	35.727	25.094	1:00.821	97.09	0.900	17:09:42.789
11 -	35.550	25.048	1:00.598	97.45	0.677	17:10:43.387
12 -	35.548	24.929	1:00.477	97.65	0.556	17:11:43.864
13 -	35.677	24.747	1:00.424	97.73	0.503	17:12:44.288
14 -	35.255	24.666	59.921 (1)	98.55		17:13:44.209
15 -	35.662	24.629	1:00.291	97.95	0.370	17:14:44.500
16 -	35.610	24.655	1:00.265 (3)	97.99	0.344	17:15:44.765
17 -	35.622	24.629	1:00.251 (2)	98.01	0.330	17:16:45.016
18 -	35.624	24.704	1:00.328	97.89	0.407	17:17:45.344
19 -	35.571	24.757	1:00.328	97.89	0.407	17:18:45.672
20 -	35.529	24.783	1:00.312	97.91	0.391	17:19:45.984
21 -	35.689	24.814	1:00.503	97.60	0.582	17:20:46.487

P10 22 GEN 1 Rick KERRY			Cupra TCR - EDF Motorsport			
IDEAL LAP TIME : 1:00.227		BEST LAP TIME : 1:00.329	DIFFERENCE : 0.102			
LAP	SECTOR 1	SECTOR 2	LAP TIME	MPH	DIFF	TIME OF DAY
1 -		26.183	1:09.869	84.52	9.540	17:00:34.386
2 -	36.026	25.147	1:01.173	96.54	0.844	17:01:35.559
3 -	35.802	24.883	1:00.685	97.31	0.356	17:02:36.244
4 -	35.742	24.893	1:00.635	97.39	0.306	17:03:36.879
5 -	36.142	24.791	1:00.933	96.92	0.604	17:04:37.812
6 -	35.723	24.967	1:00.690	97.30	0.361	17:05:38.502
7 -	36.073	25.156	1:01.229	96.45	0.900	17:06:39.731
8 -	36.151	24.797	1:00.948	96.89	0.619	17:07:40.679
9 -	36.050	24.959	1:01.009	96.79	0.680	17:08:41.688
10 -	35.864	24.786	1:00.650	97.37	0.321	17:09:42.338
11 -	35.724	24.868	1:00.592	97.46	0.263	17:10:42.930
12 -	35.813	24.761	1:00.574	97.49	0.245	17:11:43.504
13 -	36.274	24.928	1:01.202	96.49	0.873	17:12:44.706
14 -	35.589	24.740	1:00.329 (1)	97.89		17:13:45.035
15 -	35.758	24.638	1:00.396 (2)	97.78	0.067	17:14:45.431
16 -	35.771	24.748	1:00.519	97.58	0.190	17:15:45.950
17 -	35.642	24.787	1:00.429 (3)	97.72	0.100	17:16:46.379
18 -	35.934	24.852	1:00.786	97.15	0.457	17:17:47.165
19 -	36.298	25.215	1:01.513	96.00	1.184	17:18:48.678
20 -	36.319	24.837	1:01.156	96.56	0.827	17:19:49.834
21 -	36.165	25.030	1:01.195	96.50	0.866	17:20:51.029

TCR UK Championship

RACE 22 - SECTOR ANALYSIS



SECTOR 1 = FL to I1, SECTOR 2 = I1 to FL, DIFF = Difference To Personal Best Lap, P = Crossed Finish Line in Pit Lane, D = Time Disallowed

P11 117 Adam SHEPHERD		Cupra Leon Competición TCR - Area Motorsport with Shepherd				
IDEAL LAP TIME : 58.254		BEST LAP TIME : 58.426		DIFFERENCE : 0.172		
LAP	SECTOR 1	SECTOR 2	LAP TIME	MPH	DIFF	TIME OF DAY
1 -		24.352	1:02.359	94.70	3.933	17:00:26.876
2 -	34.407	24.070	58.477 (3)	100.99	0.051	17:01:25.353
3 -	34.543	24.030	58.573	100.82	0.147	17:02:23.926
4 -	34.224	24.202	58.426 (1)	101.07		17:03:22.352
5 -	34.553	24.173	58.726	100.56	0.300	17:04:21.078
6 -	34.496	24.050	58.546	100.87	0.120	17:05:19.624
7 -	34.581	24.137	58.718	100.57	0.292	17:06:18.342
8 -	34.475	24.122	58.597	100.78	0.171	17:07:16.939
9 -	34.471	24.262	58.733	100.55	0.307	17:08:15.672
10 -	34.357	24.084	58.441 (2)	101.05	0.015	17:09:14.113
11 -	35.177	25.392	1:00.569	97.50	2.143	17:10:14.682
12 -	37.825	25.055	1:02.880	93.91	4.454	17:11:17.562
13 -	37.471	25.690	1:03.161	93.50	4.735	17:12:20.723
14 -	39.182	IN PIT	1:07.573 P	87.39	9.147	17:13:28.296
15 -	OUTLAP	25.035	1:59.615	49.37	1:01.189	17:15:27.911
16 -	36.681	25.209	1:01.890	95.42	3.464	17:16:29.801
17 -	37.006	25.388	1:02.394	94.65	3.968	17:17:32.195
18 -	38.400	25.485	1:03.885	92.44	5.459	17:18:36.080
19 -	37.957	25.386	1:03.343	93.23	4.917	17:19:39.423
20 -	36.305	24.873	1:01.178	96.53	2.752	17:20:40.601

P12 101 Sam LAIDLAW		Hyundai i30 N TCR - Capture Motorsport				
IDEAL LAP TIME : 58.872		BEST LAP TIME : 58.931		DIFFERENCE : 0.059		
LAP	SECTOR 1	SECTOR 2	LAP TIME	MPH	DIFF	TIME OF DAY
1 -		24.786	1:06.514	88.78	7.583	17:00:31.031
2 -	34.887	24.355	59.242	99.68	0.311	17:01:30.273
3 -	34.983	24.450	59.433	99.36	0.502	17:02:29.706
4 -	34.753	24.361	59.114 (3)	99.90	0.183	17:03:28.820
5 -	34.732	24.408	59.140	99.85	0.209	17:04:27.960
6 -	34.895	24.427	59.322	99.55	0.391	17:05:27.282
7 -	35.319	24.805	1:00.124	98.22	1.193	17:06:27.406
8 -	34.897	24.140	59.037 (2)	100.03	0.106	17:07:26.443
9 -	35.081	24.295	59.376	99.46	0.445	17:08:25.819
10 -	34.811	24.358	59.169	99.81	0.238	17:09:24.988
11 -	35.384	24.570	59.954	98.50	1.023	17:10:24.942
12 -	34.759	24.172	58.931 (1)	100.21		17:11:23.873
13 -	34.800	24.336	59.136	99.86	0.205	17:12:23.009
14 -	35.044	24.291	59.335	99.53	0.404	17:13:22.344
15 -	34.894	24.250	59.144	99.85	0.213	17:14:21.488
16 -	35.030	24.225	59.255	99.66	0.324	17:15:20.743
17 -	35.104	24.266	59.370	99.47	0.439	17:16:20.113
18 -	35.337	24.499	59.836	98.69	0.905	17:17:19.949
19 -	35.503	25.182	1:00.685	97.31	1.754	17:18:20.634
20 -	36.080	IN PIT	1:07.523 P	87.46	8.592	17:19:28.157

P13 19 GEN 1 Jeffrey ALDEN		Audi RS3 LMS TCR SEQ - Matrix Motorsport with DW Racing				
IDEAL LAP TIME : 1:19.272		BEST LAP TIME :		DIFFERENCE :		
LAP	SECTOR 1	SECTOR 2	LAP TIME	MPH	DIFF	TIME OF DAY
1 -		IN PIT	1:31.564 P	64.49		17:00:56.081
2 -	OUTLAP	IN PIT	2:57.780 P	33.21		17:03:53.861
3 -	OUTLAP	32.467	2:50.216	34.69		17:06:44.077
4 -	46.805	IN PIT	1:26.952 P	67.91		17:08:11.029

TCR UK Championship

RACE 22 - BEST SECTORS

SECTOR 1			SECTOR 2			IDEAL / BEST COMPARISON						
POS	NO	NAME	TIME	NO	NAME	TIME	POS	NO	NAME	IDEAL	BEST	DIFF
									PERFECT LAP	58.198		
1	117	SHEPHERD	34.224	1	BOARDLEY	23.974	1	117	SHEPHERD	58.254	58.426	0.172
2	1	BOARDLEY	34.353	285	LEWIS	24.002	2	1	BOARDLEY	58.327	58.399	0.072
3	285	LEWIS	34.608	117	SHEPHERD	24.030	3	285	LEWIS	58.610	58.775	0.165
4	100	LAIDLAW	34.612	17	HUTCHISON	24.123	4	17	HUTCHISON	58.741	58.920	0.179
5	17	HUTCHISON	34.618	101	LAIDLAW	24.140	5	100	LAIDLAW	58.804	58.956	0.152
6	115	SARGEANT	34.690	81	LINES	24.162	6	115	SARGEANT	58.862	58.917	0.055
7	31	WILSON	34.717	115	SARGEANT	24.172	7	101	LAIDLAW	58.872	58.931	0.059
8	101	LAIDLAW	34.732	100	LAIDLAW	24.192	8	81	LINES	58.941	58.950	0.009
9	81	LINES	34.779	31	WILSON	24.290	9	31	WILSON	59.007	59.007	0.000
10	70	HILLMAN	35.242	70	HILLMAN	24.404	10	70	HILLMAN	59.646	59.681	0.035
11	27	BEECH	35.255	27	BEECH	24.629	11	27	BEECH	59.884	59.921	0.037
12	22	KERRY	35.589	22	KERRY	24.638	12	22	KERRY	1:00.227	1:00.329	0.102
13	19	ALDEN	46.805	19	ALDEN	32.467	13	19	ALDEN	1:19.272		
14												
15												

TCR UK Championship

RACE 22 - STATISTICS

Competitors Started 13
Planned Start 2024-08-18 @ 17:30:00.000
Actual Start 2024-08-18 @ 16:59:24.516
Finish Time 2024-08-18 @ 17:20:02.291
Track Length 1.6404mi.
Total Laps 254
Total Distance Covered 416.6777mi.

Session Fastest Lap History

NO	CL	NAME	LAP TIME	TIME OF DAY	LAP	VEHICLE
117		Adam SHEPHERD	58.477	17:01:25.351	2	Cupra Leon Competición TCR
117		Adam SHEPHERD	58.426	17:03:22.350	4	Cupra Leon Competición TCR
1		Carl BOARDLEY	58.399	17:08:15.907	9	Cupra Leon Competición TCR

Session Leader History

NO	CL	NAME	FROM LAP	LAPS LED	DISTANCE	VEHICLE
117		Adam SHEPHERD	1	10	16.40 miles	Cupra Leon Competición TCR
1		Carl BOARDLEY	11	11	18.04 miles	Cupra Leon Competición TCR

Flag History

TYPE	TIME OF DAY
GREEN	16:59:24.516
FINISH	17:20:02.291

Flag Statistics

TYPE	COUNT	TOTAL LAPS	TOTAL TIME
Green	1	21	21:30.396
Red	0	0	0.000
Safety Car	0	0	0.000
FCY	0	0	0.000

TCR UK Championship

RACE 22 - STATISTICS

CLASS :

10 Starters

Fastest Lap History

NO	NAME	LAP TIME	TIME OF DAY	LAP	VEHICLE
117	Adam SHEPHERD	58.477	17:01:25.351	2	Cupra Leon Competición TCR
117	Adam SHEPHERD	58.426	17:03:22.350	4	Cupra Leon Competición TCR
1	Carl BOARDLEY	58.399	17:08:15.907	9	Cupra Leon Competición TCR

Leader History

NO	NAME	FROM LAP	LAPS LED	DISTANCE	VEHICLE
117	Adam SHEPHERD	1	10	16.40 miles	Cupra Leon Competición TCR
1	Carl BOARDLEY	11	11	18.04 miles	Cupra Leon Competición TCR

TCR UK Championship

RACE 22 - STATISTICS

CLASS : GEN 1

3 Starters

Fastest Lap History

NO	NAME	LAP TIME	TIME OF DAY	LAP	VEHICLE
22	Rick KERRY	1:01.173	17:01:35.561	2	Cupra TCR
27	William BEECH	1:01.036	17:01:35.831	2	Volkswagen Golf Gti TCR
22	Rick KERRY	1:00.685	17:02:36.245	3	Cupra TCR
22	Rick KERRY	1:00.635	17:03:36.880	4	Cupra TCR
27	William BEECH	1:00.461	17:03:37.116	4	Volkswagen Golf Gti TCR
27	William BEECH	1:00.424	17:12:44.281	13	Volkswagen Golf Gti TCR
27	William BEECH	59.921	17:13:44.201	14	Volkswagen Golf Gti TCR

Leader History

NO	NAME	FROM LAP	LAPS LED	DISTANCE	VEHICLE
22	Rick KERRY	1	12	19.68 miles	Cupra TCR
27	William BEECH	13	9	14.76 miles	Volkswagen Golf Gti TCR