

**demon  
tweeks**



# DEMON TWEEDS AUDI TT CUP CHAMPIONSHIP

**brscc**  
DRIVEN BY RACING

BRSCC Finals Race Weekend  
Silverstone International  
12<sup>th</sup> / 13<sup>th</sup> October 2024



Timing & Results Provided by Timing Solutions Ltd

[www.tsl-timing.com](http://www.tsl-timing.com)

# Demon Tweeks Audi TT Cup Championship

## QUALIFYING - RACE 3 - CLASSIFICATION

POS	NO	CL	PIC	NAME	ENTRY	TIME	ON	LAPS	GAP	DIFF	MPH
1	72		1	Matt LUFF	Audi TT 2.0 TFSI	1:14.965	4	12			88.88
2	6		2	Bradley BURNS	Audi TT 2.0 TFSI	1:15.019	3	11	0.054	0.054	88.82
3	57		3	Sam HEADING	Audi TT 2.0 TFSI	1:15.179	4	9	0.214	0.160	88.63
4	73*		4	Ross MAKAR	Audi TT 2.0 TFSI	1:15.200	3	10	0.235	0.021	88.60
5	45		5	Carl SWIFT	Audi TT 2.0 TFSI	1:15.274	4	11	0.309	0.074	88.51
6	38		6	Morgan WROOT	Audi TT 2.0 TFSI	1:15.509	5	11	0.544	0.235	88.24
7	48		7	William STACEY	Audi TT 2.0 TFSI	1:15.624	5	12	0.659	0.115	88.10
8	22		8	Jason PELOSI	Audi TT 2.0 TFSI	1:15.652	4	10	0.687	0.028	88.07
9	44		9	Charles BUDD	Audi TT 2.0 TFSI	1:15.712	3	11	0.747	0.060	88.00
10	51		10	Luke HANDLEY	Audi TT 2.0 TFSI	1:15.778	3	11	0.813	0.066	87.93
11	75		11	Oliver DEVINE-KING	Audi TT 2.0 TFSI	1:15.805	4	11	0.840	0.027	87.89
12	11		12	Adam BLAIR	Audi TT 2.0 TFSI	1:15.835	6	10	0.870	0.030	87.86
13	454*		13	Ryan EDGE CUMBE	Audi TT 2.0 TFSI	1:15.854	8	11	0.889	0.019	87.84
14	5		14	Sam MEAGHER	Audi TT 2.0 TFSI	1:15.859	8	10	0.894	0.005	87.83
15	77		15	Steve FODEN	Audi TT 2.0 TFSI	1:15.945	3	11	0.980	0.086	87.73
16	37		16	David ROBB	Audi TT 2.0 TFSI	1:16.024	10	10	1.059	0.079	87.64
17	78*		17	Richard FORBER	Audi TT 2.0 TFSI	1:16.049	7	10	1.084	0.025	87.61
18	47*		18	Daniel BUDD	Audi TT 2.0 TFSI	1:16.124	3	11	1.159	0.075	87.53
19	52		19	Paul LUTI	Audi TT 2.0 TFSI	1:16.130	3	11	1.165	0.006	87.52
20	9	M	1	Jonathan WILLIAMS	Audi TT 2.0 TFSI	1:16.577	8	11	1.612	0.447	87.01
21	40		20	Joe WEAVER	Audi TT 2.0 TFSI	1:16.596	8	11	1.631	0.019	86.99
22	33	M	2	Patrick BOOTH	Audi TT 2.0 TFSI	1:16.621	6	11	1.656	0.025	86.96
23	87		21	Bradley KAYLOR	Audi TT 2.0 TFSI	1:16.826	6	11	1.861	0.205	86.73
24	123	G	1	Joe MOSS	Audi TT 2.0 TFSI	1:16.959	4	11	1.994	0.133	86.58
25	113	G	2	Andrew ROGERSON	Audi TT 2.0 TFSI	1:17.193	9	9	2.228	0.234	86.31
26	24	M	3	Paul SAVAGE	Audi TT 2.0 TFSI	1:18.200	8	10	3.235	1.007	85.20
27	111*	M	4	Tim GRAY	Audi TT 2.0 TFSI	1:18.297	7	11	3.332	0.097	85.10
28	55	M	5	David RICHARDSON	Audi TT 2.0 TFSI	1:21.107	8	11	6.142	2.810	82.15

Comments: Car 38 - You MUST fit a working transponder  
 No. 47, 78, 111, 454 - 1 Lap time disallowed; exceeding track limits.  
 No. 73 - 2 Lap times disallowed; exceeding track limits.

Weather / Track : Cloudy / Dry

Date: 12/10/2024 Start: 10:00 Finish: 10:15

These results are provisional until the conclusion of any judicial and technical matters.

Silverstone International: 1.8508 miles

Clerk Of Course: Adam Buttercase	Stewards:	Timekeeper: Sarah Evans	
----------------------------------	-----------	-------------------------	---

Results can be found at [www.tsl-timing.com](http://www.tsl-timing.com)

Printed - 10:31 Saturday, 12 October 2024

# Demon Tweeks Audi TT Cup Championship

## QUALIFYING - RACE 3 - LAP ANALYSIS

DIFF = Difference To Personal Best Lap

P1 72 Matt LUFF				
LAP	LAP TIME	DIFF	MPH	TIME OF DAY
1 -				10:02:13.959
2 -	1:15.320	0.355	88.46	10:03:29.279
3 -	1:16.621	1.656	86.96	10:04:45.900
4 -	<b>1:14.965 (1)</b>		<b>88.88</b>	<b>10:06:00.865</b>
5 -	1:22.556	7.591	80.71	10:07:23.421
6 -	1:15.053 (2)	0.088	88.78	10:08:38.474
7 -	1:29.733	14.768	74.25	10:10:08.207
8 -	1:25.541	10.576	77.89	10:11:33.748
9 -	1:15.167 (3)	0.202	88.64	10:12:48.915
10 -	1:28.778	13.813	75.05	10:14:17.693
11 -	1:17.500	2.535	85.97	10:15:35.193
12 -	1:32.849 P	17.884	71.76	10:17:08.042

P2 6 Bradley BURNS				
LAP	LAP TIME	DIFF	MPH	TIME OF DAY
1 -				10:02:14.277
2 -	1:15.836	0.817	87.86	10:03:30.113
3 -	<b>1:15.019 (1)</b>		<b>88.82</b>	<b>10:04:45.132</b>
4 -	1:16.677	1.658	86.89	10:06:01.809
5 -	1:15.734 (3)	0.715	87.98	10:07:17.543
6 -	1:17.502	2.483	85.97	10:08:35.045
7 -	1:15.764	0.745	87.94	10:09:50.809
8 -	1:16.316 P	1.297	87.31	10:11:07.125
9 -	2:12.586	57.567	50.25	10:13:19.711
10 -	1:18.211	3.192	85.19	10:14:37.922
11 -	1:15.469 (2)	0.450	88.29	10:15:53.391

P3 57 Sam HEADING				
LAP	LAP TIME	DIFF	MPH	TIME OF DAY
1 -				10:02:51.844
2 -	1:15.633	0.454	88.09	10:04:07.477
3 -	1:15.396 (2)	0.217	88.37	10:05:22.873
4 -	<b>1:15.179 (1)</b>		<b>88.63</b>	<b>10:06:38.052</b>
5 -	1:23.683	8.504	79.62	10:08:01.735
6 -	1:21.280 P	6.101	81.97	10:09:23.015
7 -	2:35.408	1:20.229	42.87	10:11:58.423
8 -	1:15.452 (3)	0.273	88.31	10:13:13.875
9 -	1:15.771 P	0.592	87.93	10:14:29.646

P4 73 Ross MAKAR				
LAP	LAP TIME	DIFF	MPH	TIME OF DAY
1 -				10:02:31.289
2 -	1:16.168	0.968	87.48	10:03:47.457
3 -	<b>1:15.200 (1)</b>		<b>88.60</b>	<b>10:05:02.657</b>
4 -	1:15.571 (3)	0.371	88.17	10:06:18.228
5 -	1:15.391 (2)	0.191	88.38	10:07:33.619
6 -	1:16.994 P	1.794	86.54	10:08:50.613
7 -	3:36.485 D	2:21.285	30.77	10:12:27.098
8 -	1:15.676	0.476	88.04	10:13:42.774
9 -	1:15.750	0.550	87.96	10:14:58.524
10 -	1:16.409 D	0.909	87.54	10:16:14.633

P5 45 Carl SWIFT				
LAP	LAP TIME	DIFF	MPH	TIME OF DAY
1 -				10:02:11.311
2 -	1:16.769	1.495	86.79	10:03:28.080
3 -	1:15.491 (2)	0.217	88.26	10:04:43.571
4 -	<b>1:15.274 (1)</b>		<b>88.51</b>	<b>10:05:58.845</b>
5 -	1:15.616 (3)	0.342	88.11	10:07:14.461

DIFF = Difference To Personal Best Lap

6 -	1:37.195	21.921	68.55	10:08:51.656
7 -	1:30.284	15.010	73.80	10:10:21.940
8 -	1:28.507	13.233	75.28	10:11:50.447
9 -	1:17.453	2.179	86.02	10:13:07.900
10 -	1:14.539 P		89.39	10:14:22.439
11 -	1:36.184	20.910	69.27	10:15:58.623

P6 38 Morgan WROOT				
LAP	LAP TIME	DIFF	MPH	TIME OF DAY
1 -				10:02:37.961
2 -	1:16.046	0.537	87.62	10:03:54.007
3 -	1:15.550 (2)	0.041	88.19	10:05:09.557
4 -	1:16.080	0.571	87.58	10:06:25.637
5 -	<b>1:15.509 (1)</b>		<b>88.24</b>	<b>10:07:41.146</b>
6 -	1:22.766	7.257	80.50	10:09:03.912
7 -	1:16.105	0.596	87.55	10:10:20.017
8 -	1:30.215	14.706	73.85	10:11:50.232
9 -	1:30.116	14.607	73.94	10:13:20.348
10 -	1:15.916 (3)	0.407	87.77	10:14:36.264
11 -	1:15.992	0.483	87.68	10:15:52.256

P7 48 William STACEY				
LAP	LAP TIME	DIFF	MPH	TIME OF DAY
1 -				10:02:16.680
2 -	1:16.975	1.351	86.56	10:03:33.655
3 -	1:15.649 (2)	0.025	88.08	10:04:49.304
4 -	1:24.842	9.218	78.53	10:06:14.146
5 -	<b>1:15.624 (1)</b>		<b>88.10</b>	<b>10:07:29.770</b>
6 -	1:27.756	12.132	75.92	10:08:57.526
7 -	1:15.703 (3)	0.079	88.01	10:10:13.229
8 -	1:21.835	6.211	81.42	10:11:35.064
9 -	1:20.273	4.649	83.00	10:12:55.337
10 -	1:23.127	7.503	80.15	10:14:18.464
11 -	1:15.926	0.302	87.75	10:15:34.390
12 -	1:18.664	3.040	84.70	10:16:53.054

P8 22 Jason PELOSI				
LAP	LAP TIME	DIFF	MPH	TIME OF DAY
1 -				10:02:52.971
2 -	1:16.270	0.618	87.36	10:04:09.241
3 -	1:15.682 (2)	0.030	88.04	10:05:24.923
4 -	<b>1:15.652 (1)</b>		<b>88.07</b>	<b>10:06:40.575</b>
5 -	1:18.596	2.944	84.77	10:07:59.171
6 -	1:22.839 P	7.187	80.43	10:09:22.010
7 -	2:31.467	1:15.815	43.99	10:11:53.477
8 -	1:16.650	0.998	86.93	10:13:10.127
9 -	1:17.159	1.507	86.35	10:14:27.286
10 -	1:15.891 (3)	0.239	87.79	10:15:43.177

P9 44 Charles BUDD				
LAP	LAP TIME	DIFF	MPH	TIME OF DAY
1 -				10:02:15.133
2 -	1:16.739	1.027	86.82	10:03:31.872
3 -	<b>1:15.712 (1)</b>		<b>88.00</b>	<b>10:04:47.584</b>
4 -	1:15.745 (2)	0.033	87.96	10:06:03.329
5 -	1:16.194 (3)	0.482	87.45	10:07:19.523
6 -	1:23.411	7.699	79.88	10:08:42.934
7 -	1:23.278	7.566	80.01	10:10:06.212
8 -	1:17.830 P	2.118	85.61	10:11:24.042
9 -	2:17.441	1:01.729	48.48	10:13:41.483
10 -	1:16.325	0.613	87.30	10:14:57.808
11 -	1:16.426	0.714	87.18	10:16:14.234

# Demon Tweeks Audi TT Cup Championship

## QUALIFYING - RACE 3 - LAP ANALYSIS

DIFF = Difference To Personal Best Lap

P10 51 Luke HANDLEY				
LAP	LAP TIME	DIFF	MPH	TIME OF DAY
1 -				10:02:13.401
2 -	1:17.269	1.491	86.23	10:03:30.670
3 -	<b>1:15.778 (1)</b>		<b>87.93</b>	<b>10:04:46.448</b>
4 -	1:16.141	0.363	87.51	10:06:02.589
5 -	1:15.816 (2)	0.038	87.88	10:07:18.405
6 -	1:13.568 P		90.57	10:08:31.973
7 -	2:14.082	58.304	49.69	10:10:46.055
8 -	1:16.249	0.471	87.38	10:12:02.304
9 -	1:16.701	0.923	86.87	10:13:19.005
10 -	1:19.400	3.622	83.91	10:14:38.405
11 -	1:15.874 (3)	0.096	87.81	10:15:54.279

P11 75 Oliver DEVINE-KING				
LAP	LAP TIME	DIFF	MPH	TIME OF DAY
1 -				10:03:03.163
2 -	1:18.657	2.852	84.71	10:04:21.820
3 -	1:16.017 (3)	0.212	87.65	10:05:37.837
4 -	<b>1:15.805 (1)</b>		<b>87.89</b>	<b>10:06:53.642</b>
5 -	1:18.068	2.263	85.35	10:08:11.710
6 -	1:23.282 P	7.477	80.00	10:09:34.992
7 -	2:05.757	49.952	52.98	10:11:40.749
8 -	1:18.339	2.534	85.05	10:12:59.088
9 -	1:15.828 (2)	0.023	87.87	10:14:14.916
10 -	1:17.925	2.120	85.50	10:15:32.841
11 -	1:24.523	8.718	78.83	10:16:57.364

P12 11 Adam BLAIR				
LAP	LAP TIME	DIFF	MPH	TIME OF DAY
1 -				10:03:11.313
2 -	1:15.919 (2)	0.084	87.76	10:04:27.232
3 -	1:20.872	5.037	82.39	10:05:48.104
4 -	1:16.060	0.225	87.60	10:07:04.164
5 -	1:15.985 (3)	0.150	87.69	10:08:20.149
6 -	<b>1:15.835 (1)</b>		<b>87.86</b>	<b>10:09:35.984</b>
7 -	1:16.049 P	0.214	87.61	10:10:52.033
8 -	2:20.581	1:04.746	47.39	10:13:12.614
9 -	1:15.988	0.153	87.68	10:14:28.602
10 -	1:16.214	0.379	87.42	10:15:44.816

P13 454 Ryan EDGE CUMBE				
LAP	LAP TIME	DIFF	MPH	TIME OF DAY
1 -				10:03:15.926
2 -	1:36.010	20.156	69.40	10:04:51.936
3 -	1:16.104 D	0.250	87.55	10:06:08.040
4 -	1:16.537	0.683	87.05	10:07:24.577
5 -	1:16.075	0.221	87.58	10:08:40.652
6 -	1:16.152	0.298	87.49	10:09:56.804
7 -	1:16.239	0.385	87.39	10:11:13.043
8 -	<b>1:15.854 (1)</b>		<b>87.84</b>	<b>10:12:28.897</b>
9 -	1:15.883 (2)	0.029	87.80	10:13:44.780
10 -	1:16.038	0.184	87.63	10:15:00.818
11 -	1:16.001 (3)	0.147	87.67	10:16:16.819

P14 5 Sam MEAGHER				
LAP	LAP TIME	DIFF	MPH	TIME OF DAY
1 -				10:02:19.601
2 -	1:17.761	1.902	85.68	10:03:37.362
3 -	1:16.101 (3)	0.242	87.55	10:04:53.463
4 -	1:16.062 (2)	0.203	87.60	10:06:09.525

DIFF = Difference To Personal Best Lap

5 -	1:18.200	2.341	85.20	10:07:27.725
6 -	1:20.215 P	4.356	83.06	10:08:47.940
7 -	3:40.106	2:24.247	30.27	10:12:28.046
8 -	<b>1:15.859 (1)</b>		<b>87.83</b>	<b>10:13:43.905</b>
9 -	1:16.436	0.577	87.17	10:15:00.341
10 -	1:18.203	2.344	85.20	10:16:18.544

P15 77 Steve FODEN				
LAP	LAP TIME	DIFF	MPH	TIME OF DAY
1 -				10:02:32.886
2 -	1:16.074 (2)	0.129	87.58	10:03:48.960
3 -	<b>1:15.945 (1)</b>		<b>87.73</b>	<b>10:05:04.905</b>
4 -	1:16.326 (3)	0.381	87.29	10:06:21.231
5 -	1:24.321	8.376	79.02	10:07:45.552
6 -	1:22.662	6.717	80.60	10:09:08.214
7 -	1:16.391	0.446	87.22	10:10:24.605
8 -	1:18.923	2.978	84.42	10:11:43.528
9 -	1:16.631	0.686	86.95	10:13:00.159
10 -	1:20.107	4.162	83.17	10:14:20.266
11 -	1:16.764	0.819	86.80	10:15:37.030

P16 37 David ROBB				
LAP	LAP TIME	DIFF	MPH	TIME OF DAY
1 -				10:02:34.110
2 -	1:18.573	2.549	84.80	10:03:52.683
3 -	1:16.623	0.599	86.96	10:05:09.306
4 -	1:17.012	0.988	86.52	10:06:26.318
5 -	1:16.132 (2)	0.108	87.52	10:07:42.450
6 -	1:24.154 P	8.130	79.17	10:09:06.604
7 -	2:59.866	1:43.842	37.04	10:12:06.470
8 -	1:16.598	0.574	86.98	10:13:23.068
9 -	1:16.376 (3)	0.352	87.24	10:14:39.444
10 -	<b>1:16.024 (1)</b>		<b>87.64</b>	<b>10:15:55.468</b>

P17 78 Richard FORBER				
LAP	LAP TIME	DIFF	MPH	TIME OF DAY
1 -				10:03:23.378
2 -	1:17.696 D	1.647	85.76	10:04:41.074
3 -	1:16.735	0.686	86.83	10:05:57.809
4 -	1:17.497	1.448	85.98	10:07:15.306
5 -	1:16.712 (3)	0.663	86.86	10:08:32.018
6 -	1:19.702	3.653	83.60	10:09:51.720
7 -	<b>1:16.049 (1)</b>		<b>87.61</b>	<b>10:11:07.769</b>
8 -	1:18.243 P	2.194	85.16	10:12:26.012
9 -	2:28.272	1:12.223	44.93	10:14:54.284
10 -	1:16.587 (2)	0.538	87.00	10:16:10.871

P18 47 Daniel BUDD				
LAP	LAP TIME	DIFF	MPH	TIME OF DAY
1 -				10:02:17.704
2 -	1:16.505 (2)	0.381	87.09	10:03:34.209
3 -	<b>1:16.124 (1)</b>		<b>87.53</b>	<b>10:04:50.333</b>
4 -	1:16.281 D	0.157	87.35	10:06:06.614
5 -	1:19.207	3.083	84.12	10:07:25.821
6 -	1:18.707	2.583	84.65	10:08:44.528
7 -	1:19.996	3.872	83.29	10:10:04.524
8 -	1:27.855 P	11.731	75.84	10:11:32.379
9 -	2:27.829	1:11.705	45.07	10:14:00.208
10 -	1:22.835	6.711	80.43	10:15:23.043
11 -	1:16.933 (3)	0.809	86.61	10:16:39.976

# Demon Tweeks Audi TT Cup Championship

## QUALIFYING - RACE 3 - LAP ANALYSIS

DIFF = Difference To Personal Best Lap

P19 52 Paul LUTI				
LAP	LAP TIME	DIFF	MPH	TIME OF DAY
1 -				10:02:12.324
2 -	1:16.506 (2)	0.376	87.09	10:03:28.830
3 -	<b>1:16.130 (1)</b>		<b>87.52</b>	<b>10:04:44.960</b>
4 -	1:17.280	1.150	86.22	10:06:02.240
5 -	1:16.547 (3)	0.417	87.04	10:07:18.787
6 -	1:18.202	2.072	85.20	10:08:36.989
7 -	1:17.965	1.835	85.46	10:09:54.954
8 -	1:27.145	11.015	76.46	10:11:22.099
9 -	1:19.531	3.401	83.78	10:12:41.630
10 -	1:17.075	0.945	86.45	10:13:58.705
11 -	1:42.194 P	26.064	65.20	10:15:40.899

P20 9 Jonathan WILLIAMS				
LAP	LAP TIME	DIFF	MPH	TIME OF DAY
1 -				10:03:13.371
2 -	1:18.887	2.310	84.46	10:04:32.258
3 -	1:18.091	1.514	85.32	10:05:50.349
4 -	1:17.168	0.591	86.34	10:07:07.517
5 -	1:16.814	0.237	86.74	10:08:24.331
6 -	1:18.377	1.800	85.01	10:09:42.708
7 -	1:16.805 (3)	0.228	86.75	10:10:59.513
8 -	<b>1:16.577 (1)</b>		<b>87.01</b>	<b>10:12:16.090</b>
9 -	1:16.691 (2)	0.114	86.88	10:13:32.781
10 -	1:17.401	0.824	86.08	10:14:50.182
11 -	1:16.879	0.302	86.67	10:16:07.061

P21 40 Joe WEAVER				
LAP	LAP TIME	DIFF	MPH	TIME OF DAY
1 -				10:02:53.639
2 -	1:20.212	3.616	83.07	10:04:13.851
3 -	1:17.361	0.765	86.13	10:05:31.212
4 -	1:17.136	0.540	86.38	10:06:48.348
5 -	1:16.940 (3)	0.344	86.60	10:08:05.288
6 -	1:16.852 (2)	0.256	86.70	10:09:22.140
7 -	1:26.042	9.446	77.44	10:10:48.182
8 -	<b>1:16.596 (1)</b>		<b>86.99</b>	<b>10:12:04.778</b>
9 -	1:25.679	9.083	77.76	10:13:30.457
10 -	1:17.015	0.419	86.51	10:14:47.472
11 -	1:17.684	1.088	85.77	10:16:05.156

P22 33 Patrick BOOTH				
LAP	LAP TIME	DIFF	MPH	TIME OF DAY
1 -				10:02:59.315
2 -	1:19.006	2.385	84.33	10:04:18.321
3 -	1:17.294	0.673	86.20	10:05:35.615
4 -	1:16.700 (3)	0.079	86.87	10:06:52.315
5 -	1:16.823	0.202	86.73	10:08:09.138
6 -	<b>1:16.621 (1)</b>		<b>86.96</b>	<b>10:09:25.759</b>
7 -	1:17.281	0.660	86.22	10:10:43.040
8 -	1:16.682 (2)	0.061	86.89	10:11:59.722
9 -	1:17.850	1.229	85.59	10:13:17.572
10 -	1:16.739	0.118	86.82	10:14:34.311
11 -	1:16.949	0.328	86.59	10:15:51.260

P23 87 Bradley KAYLOR				
LAP	LAP TIME	DIFF	MPH	TIME OF DAY
1 -				10:03:03.726
2 -	1:22.546	5.720	80.72	10:04:26.272
3 -	1:18.026	1.200	85.39	10:05:44.298

DIFF = Difference To Personal Best Lap

4 -	1:17.183 (3)	0.357	86.33	10:07:01.481
5 -	1:17.150 (2)	0.324	86.36	10:08:18.631
6 -	<b>1:16.826 (1)</b>		<b>86.73</b>	<b>10:09:35.457</b>
7 -	1:22.063	5.237	81.19	10:10:57.520
8 -	1:17.855	1.029	85.58	10:12:15.375
9 -	1:19.335	2.509	83.98	10:13:34.710
10 -	1:18.265	1.439	85.13	10:14:52.975
11 -	1:18.023	1.197	85.40	10:16:10.998

P24 123 Joe MOSS				
LAP	LAP TIME	DIFF	MPH	TIME OF DAY
1 -				10:02:25.434
2 -	1:17.506	0.547	85.97	10:03:42.940
3 -	1:17.104 (3)	0.145	86.41	10:05:00.044
4 -	<b>1:16.959 (1)</b>		<b>86.58</b>	<b>10:06:17.003</b>
5 -	1:17.998	1.039	85.42	10:07:35.001
6 -	1:16.969 (2)	0.010	86.57	10:08:51.970
7 -	1:17.239	0.280	86.26	10:10:09.209
8 -	1:18.101	1.142	85.31	10:11:27.310
9 -	1:17.165	0.206	86.35	10:12:44.475
10 -	1:17.262	0.303	86.24	10:14:01.737
11 -	1:22.384 P	5.425	80.88	10:15:24.121

P25 113 Andrew ROGERSON				
LAP	LAP TIME	DIFF	MPH	TIME OF DAY
1 -				10:03:07.798
2 -	1:26.119	8.926	77.37	10:04:33.917
3 -	1:20.958	3.765	82.30	10:05:54.875
4 -	1:20.138 P	2.945	83.14	10:07:15.013
5 -	3:05.722	1:48.529	35.87	10:10:20.735
6 -	1:18.571 (3)	1.378	84.80	10:11:39.306
7 -	1:17.823 (2)	0.630	85.62	10:12:57.129
8 -	1:25.429	8.236	77.99	10:14:22.558
9 -	<b>1:17.193 (1)</b>		<b>86.31</b>	<b>10:15:39.751</b>

P26 24 Paul SAVAGE				
LAP	LAP TIME	DIFF	MPH	TIME OF DAY
1 -				10:03:12.961
2 -	1:21.525	3.325	81.73	10:04:34.486
3 -	1:18.639	0.439	84.73	10:05:53.125
4 -	1:21.183	2.983	82.07	10:07:14.308
5 -	1:24.025	5.825	79.30	10:08:38.333
6 -	1:19.275	1.075	84.05	10:09:57.608
7 -	1:18.621 (3)	0.421	84.75	10:11:16.229
8 -	<b>1:18.200 (1)</b>		<b>85.20</b>	<b>10:12:34.429</b>
9 -	1:18.431 (2)	0.231	84.95	10:13:52.860
10 -	1:22.675 P	4.475	80.59	10:15:15.535

P27 111 Tim GRAY				
LAP	LAP TIME	DIFF	MPH	TIME OF DAY
1 -				10:02:55.936
2 -	1:20.569	2.272	82.70	10:04:16.505
3 -	1:18.579 (3)	0.282	84.79	10:05:35.084
4 -	<del>1:18.320</del> D	0.023	85.07	10:06:53.404
5 -	1:19.487	1.190	83.82	10:08:12.891
6 -	1:18.881	0.584	84.47	10:09:31.772
7 -	<b>1:18.297 (1)</b>		<b>85.10</b>	<b>10:10:50.069</b>
8 -	1:18.878	0.581	84.47	10:12:08.947
9 -	1:18.368 (2)	0.071	85.02	10:13:27.315
10 -	1:18.681	0.384	84.68	10:14:45.996
11 -	1:20.876	2.579	82.38	10:16:06.872

# Demon Tweaks Audi TT Cup Championship

## QUALIFYING - RACE 3 - LAP ANALYSIS

DIFF = Difference To Personal Best Lap

<b>P28 55 David RICHARDSON</b>				
LAP	LAP TIME	DIFF	MPH	TIME OF DAY
1 -				10:02:57.996
2 -	1:27.199	6.092	76.41	10:04:25.195
3 -	1:24.930	3.823	78.45	10:05:50.125
4 -	1:22.801	1.694	80.47	10:07:12.926
5 -	1:31.415	10.308	72.88	10:08:44.341
6 -	1:22.794	1.687	80.47	10:10:07.135
7 -	1:22.032	0.925	81.22	10:11:29.167
<b>8 -</b>	<b>1:21.107 (1)</b>		<b>82.15</b>	<b>10:12:50.274</b>
9 -	1:21.697 (3)	0.590	81.56	10:14:11.971
10 -	1:22.223	1.116	81.03	10:15:34.194
11 -	1:21.209 (2)	0.102	82.05	10:16:55.403

# Demon Tweaks Audi TT Cup Championship

## QUALIFYING - RACE 3 - STATISTICS

**Competitors Started** 28  
**Planned Start** 2024-10-12 @ 10:15:00.000  
**Actual Start** 2024-10-12 @ 10:00:33.081  
**Finish Time** 2024-10-12 @ 10:15:36.315  
**Track Length** 1.8508mi.  
**Total Laps** 299  
**Total Distance Covered** 553.4182mi.

### Session Fastest Lap History

NO	CL	NAME	LAP TIME	TIME OF DAY	LAP	VEHICLE
45		Carl SWIFT	<b>1:16.769</b>	10:03:28.087	2	Audi TT 2.0 TFSI
52		Paul LUTI	<b>1:16.506</b>	10:03:28.836	2	Audi TT 2.0 TFSI
72		Matt LUFF	<b>1:15.320</b>	10:03:29.280	2	Audi TT 2.0 TFSI
6		Bradley BURNS	<b>1:15.019</b>	10:04:45.140	3	Audi TT 2.0 TFSI
72		Matt LUFF	<b>1:14.965</b>	10:06:00.866	4	Audi TT 2.0 TFSI

### Flag History

TYPE	TIME OF DAY
GREEN	10:00:33.081
FINISH	10:15:36.315

### Flag Statistics

TYPE	COUNT	TOTAL LAPS	TOTAL TIME
Green	1	12	17:00.568
Red	0	0	0.000
Safety Car	0	0	0.000
FCY	0	0	0.000

# Demon Tweaks Audi TT Cup Championship

## QUALIFYING - RACE 3 - STATISTICS

CLASS :

21 Starters

### Fastest Lap History

NO	NAME	LAP TIME	TIME OF DAY	LAP	VEHICLE
45	Carl SWIFT	1:16.769	10:03:28.087	2	Audi TT 2.0 TFSI
52	Paul LUTI	1:16.506	10:03:28.836	2	Audi TT 2.0 TFSI
72	Matt LUFF	1:15.320	10:03:29.280	2	Audi TT 2.0 TFSI
6	Bradley BURNS	1:15.019	10:04:45.140	3	Audi TT 2.0 TFSI
72	Matt LUFF	1:14.965	10:06:00.866	4	Audi TT 2.0 TFSI



# Demon Tweeks Audi TT Cup Championship

## QUALIFYING - RACE 3 - STATISTICS

CLASS : M

5 Starters

### Fastest Lap History

NO	NAME	LAP TIME	TIME OF DAY	LAP	VEHICLE
111	Tim GRAY	1:20.569	10:04:16.512	2	Audi TT 2.0 TFSI
33	Patrick BOOTH	1:19.006	10:04:18.323	2	Audi TT 2.0 TFSI
9	Jonathan WILLIAMS	1:18.887	10:04:32.268	2	Audi TT 2.0 TFSI
111	Tim GRAY	1:18.579	10:05:35.090	3	Audi TT 2.0 TFSI
33	Patrick BOOTH	1:17.294	10:05:35.620	3	Audi TT 2.0 TFSI
33	Patrick BOOTH	1:16.700	10:06:52.321	4	Audi TT 2.0 TFSI
33	Patrick BOOTH	1:16.621	10:09:25.761	6	Audi TT 2.0 TFSI
9	Jonathan WILLIAMS	1:16.577	10:12:16.101	8	Audi TT 2.0 TFSI

# Demon Tweeks Audi TT Cup Championship

## QUALIFYING - RACE 3 - STATISTICS

CLASS : G

2 Starters

### Fastest Lap History

NO	NAME	LAP TIME	TIME OF DAY	LAP	VEHICLE
123	Joe MOSS	1:17.506	10:03:42.942	2	Audi TT 2.0 TFSI
123	Joe MOSS	1:17.104	10:05:00.046	3	Audi TT 2.0 TFSI
123	Joe MOSS	1:16.959	10:06:17.004	4	Audi TT 2.0 TFSI

**Demon Tweeks Audi TT Cup Championship**

**RACE 3 - GRID (15 minutes)**

ROW 14	28	1:21.107	<b>55</b> David RICHARDSON	27	1:18.297	<b>111</b> Tim GRAY
ROW 13		1:18.200	26 <b>24</b> Paul SAVAGE		1:17.193	25 <b>113</b> Andrew ROGERSON
ROW 12	24	1:16.959	<b>123</b> Joe MOSS	23	1:16.826	<b>87</b> Bradley KAYLOR
ROW 11		1:16.621	22 <b>33</b> Patrick BOOTH		1:16.596	21 <b>40</b> Joe WEAVER
ROW 10	20	1:16.577	<b>9</b> Jonathan WILLIAMS	19	1:16.130	<b>52</b> Paul LUTI
ROW 9		1:16.124	18 <b>47</b> Daniel BUDD		1:16.049	17 <b>78</b> Richard FORBER
ROW 8	16	1:16.024	<b>37</b> David ROBB	15	1:15.945	<b>77</b> Steve FODEN
ROW 7		1:15.859	14 <b>5</b> Sam MEAGHER		1:15.854	13 <b>454</b> Ryan EDGE CUMBE
ROW 6	12	1:15.835	<b>11</b> Adam BLAIR	11	1:15.805	<b>75</b> Oliver DEVINE-KING
ROW 5		1:15.778	10 <b>51</b> Luke HANDLEY		1:15.712	9 <b>44</b> Charles BUDD
ROW 4	8	1:15.652	<b>22</b> Jason PELOSI	7	1:15.624	<b>48</b> William STACEY
ROW 3		1:15.509	6 <b>38</b> Morgan WROOT		1:15.274	5 <b>45</b> Carl SWIFT
ROW 2	4	1:15.200	<b>73</b> Ross MAKAR	3	1:15.179	<b>57</b> Sam HEADING
ROW 1		1:15.019	2 <b>6</b> Bradley BURNS		1:14.965	1 <b>72</b> Matt LUFF
<b>Pole</b>						

These results are provisional until the conclusion of any judicial and technical matters.

Silverstone International: 1.8508 miles

Clerk Of Course: Adam Buttercase

Stewards:

Timekeeper: Sarah Evans



Results can be found at [www.tsl-timing.com](http://www.tsl-timing.com)

Printed - 10:35 Saturday, 12 October 2024

## Demon Tweeks Audi TT Cup Championship RACE 3 - CLASSIFICATION - AMENDED

Race Distance: 12 Laps / 22.21 miles

POS	NO	CL	PIC	NAME	ENTRY	LAPS	TIME	GAP	DIFF	MPH	BEST	ON	GRD	↑↓
1	6		1	Bradley BURNS	Audi TT 2.0 TFSI	12	15:29.821			85.99	1:16.266	10	2	1
2	57		2	Sam HEADING	Audi TT 2.0 TFSI	12	15:30.697	0.876	0.876	85.91	1:16.343	8	3	1
3	72		3	Matt LUFF	Audi TT 2.0 TFSI	12	15:31.731	1.910	1.034	85.81	1:16.279	9	1	-2
4	45		4	Carl SWIFT	Audi TT 2.0 TFSI	12	15:36.831	7.010	5.100	85.35	1:16.513	9	5	1
5	11		5	Adam BLAIR	Audi TT 2.0 TFSI	12	15:37.381	7.560	0.550	85.30	1:16.153	12	12	7
6	73		6	Ross MAKAR	Audi TT 2.0 TFSI	12	15:39.976	10.155	2.595	85.06	1:16.671	9	4	-2
7	48		7	William STACEY	Audi TT 2.0 TFSI	12	15:40.340	10.519	0.364	85.03	1:16.698	7	7	0
8	22		8	Jason PELOSI	Audi TT 2.0 TFSI	12	15:40.786	10.965	0.446	84.99	1:16.935	8	8	0
9	44		9	Charles BUDD	Audi TT 2.0 TFSI	12	15:46.069	16.248	5.283	84.51	1:17.428	9	9	0
10	52		10	Paul LUTI	Audi TT 2.0 TFSI	12	15:46.291	16.470	0.222	84.49	1:16.980	9	19	9
11	37		11	David ROBB	Audi TT 2.0 TFSI	12	15:46.868	17.047	0.577	84.44	1:16.916	9	16	5
12	454		12	Ryan EDGE CUMBE	Audi TT 2.0 TFSI	12	15:47.540	17.719	0.672	84.38	1:16.054	12	13	1
13	5		13	Sam MEAGHER	Audi TT 2.0 TFSI	12	15:54.081	24.260	6.541	83.80	1:17.317	10	14	1
14	51		14	Luke HANDLEY	Audi TT 2.0 TFSI	12	15:54.478	24.657	0.397	83.77	1:17.975	6	10	-4
15	77		15	Steve FODEN	Audi TT 2.0 TFSI	12	15:54.972	25.151	0.494	83.72	1:17.584	9	15	0
16	47		16	Daniel BUDD	Audi TT 2.0 TFSI	12	16:00.384	30.563	5.412	83.25	1:17.958	9	18	2
17	33	M	1	Patrick BOOTH	Audi TT 2.0 TFSI	12	16:05.270	35.449	4.886	82.83	1:18.462	11	22	5
18	9	M	2	Jonathan WILLIAMS	Audi TT 2.0 TFSI	12	16:05.418	35.597	0.148	82.82	1:17.918	9	20	2
19	87		17	Bradley KAYLOR	Audi TT 2.0 TFSI	12	16:05.836	36.015	0.418	82.78	1:18.276	6	23	4
20	40*		18	Joe WEAVER	Audi TT 2.0 TFSI	12	16:06.061	36.240	0.225	82.76	1:17.659	6	21	1
21	123	G	1	Joe MOSS	Audi TT 2.0 TFSI	12	16:08.906	39.085	2.845	82.52	1:17.920	12	24	3
22	75		19	Oliver DEVINE-KING	Audi TT 2.0 TFSI	12	16:18.084	48.263	9.178	81.75	1:17.479	9	11	-11
23	24	M	3	Paul SAVAGE	Audi TT 2.0 TFSI	12	16:20.060	50.239	1.976	81.58	1:19.749	8	26	3
24	111	M	4	Tim GRAY	Audi TT 2.0 TFSI	12	16:23.306	53.485	3.246	81.31	1:19.326	10	27	3
25	113	G	2	Andrew ROGERSON	Audi TT 2.0 TFSI	12	16:31.996	1:02.175	8.690	80.60	1:18.309	10	25	0
26	55	M	5	David RICHARDSON	Audi TT 2.0 TFSI	11	15:55.507	1 Lap	1 Lap	76.70	1:24.465	6	28	2

### NOT CLASSIFIED

DNF	38			Morgan WROOT	Audi TT 2.0 TFSI	10	13:09.982	2 Laps	1 Lap	84.34	1:17.066	8	6	
DNF	78			Richard FORBER	Audi TT 2.0 TFSI	1	1:31.773	11 Laps	9 Laps	72.60	1:31.773	1	17	

### FASTEST LAP

454				Ryan EDGE CUMBE	Audi TT 2.0 TFSI	12	1:16.054			87.61 mph	140.99 kph			
9	M			Jonathan WILLIAMS	Audi TT 2.0 TFSI	9	1:17.918			85.51 mph	137.62 kph			
123	G			Joe MOSS	Audi TT 2.0 TFSI	12	1:17.920			85.51 mph	137.62 kph			


Comments: Addition of 1 second to your race time (G5.3) - Contravention of Motorsport UK Regulation C2.3

Weather / Track : Cloudy / Drying

Date: 12/10/2024 Start: 14:22 Finish: 14:37

These results are provisional until the conclusion of any judicial and technical matters.

Silverstone International: 1.8508 miles

Clerk Of Course: Adam Buttercase	Stewards:	Timekeeper: Sarah Evans	
----------------------------------	-----------	-------------------------	---

Results can be found at [www.tsl-timing.com](http://www.tsl-timing.com)

Printed - 16:17 Saturday, 12 October 2024

# Demon Tweeks Audi TT Cup Championship

## RACE 3 - LAP CHART

LAP 1 @ 14:23:27.743			LAP 2 @ 14:24:46.533			LAP 3 @ 14:26:05.254			LAP 4 @ 14:27:24.092			LAP 5 @ 14:28:40.982		
NO	BEHIND	LAP TIME	NO	BEHIND	LAP TIME	NO	BEHIND	LAP TIME	NO	BEHIND	LAP TIME	NO	BEHIND	LAP TIME
72		1:21.048	6		1:18.596	72		1:18.274	6		1:18.659	6		1:16.890
6	0.194	1:21.242	72	0.447	1:19.237	6	0.179	1:18.900	57	0.735	1:18.998	57	0.939	1:17.094
73	0.639	1:21.687	57	1.494	1:19.009	57	0.575	1:17.802	72	0.813	1:19.651	72	1.455	1:17.532
57	1.275	1:22.323	45	1.936	1:19.122	45	0.948	1:17.733	45	1.422	1:19.312	45	3.002	1:18.470
45	1.604	1:22.652	48	2.426	1:19.221	48	1.808	1:18.103	48	1.674	1:18.704	48	3.835	1:19.051
48	1.995	1:23.043	73	2.775	1:20.926	73	2.624	1:18.570	73	1.972	1:18.186	73	4.098	1:19.016
22	3.362	1:24.410	22	4.463	1:19.891	22	4.634	1:18.892	11	5.147	1:18.709	11	5.138	1:16.881
75	4.507	1:25.555	75	4.910	1:19.193	11	5.276	1:18.843	22	5.381	1:19.585	22	6.200	1:17.709
44	4.896	1:25.944	11	5.154	1:18.861	44	6.579	1:19.522	44	5.864	1:18.123	44	6.818	1:17.844
11	5.083	1:26.131	44	5.778	1:19.672	38	7.694	1:19.400	38	7.220	1:18.364	38	8.005	1:17.675
38	5.559	1:26.607	38	7.015	1:20.246	52	8.344	1:19.268	52	8.495	1:18.989	52	9.481	1:17.876
52	5.566	1:26.614	52	7.797	1:21.021	37	9.206	1:19.677	37	9.398	1:19.030	37	10.230	1:17.722
37	5.995	1:27.043	37	8.250	1:21.045	51	9.382	1:19.508	51	9.759	1:19.215	51	11.030	1:18.161
51	6.915	1:27.963	51	8.595	1:20.470	5	10.751	1:19.214	5	10.394	1:18.481	5	11.745	1:18.241
5	7.459	1:28.507	5	10.258	1:21.589	454	11.298	1:19.329	454	10.723	1:18.263	454	12.037	1:18.204
47	7.610	1:28.658	454	10.690	1:21.624	77	12.007	1:19.335	77	11.331	1:18.162	77	12.660	1:18.219
454	7.856	1:28.904	77	11.393	1:21.600	33	14.812	1:20.513	33	16.104	1:20.130	47	17.812	1:18.294
33	8.256	1:29.304	33	13.020	1:23.554	47	15.187	1:20.435	47	16.408	1:20.059	33	18.360	1:19.146
77	8.583	1:29.631	47	13.473	1:24.653	9	16.139	1:21.045	9	16.636	1:19.335	87	19.363	1:19.088
9	9.248	1:30.296	9	13.815	1:23.357	87	16.688	1:21.319	87	17.165	1:19.315	40	20.647	1:19.924
87	9.508	1:30.556	87	14.090	1:23.372	40	17.036	1:21.214	40	17.613	1:19.415	9	21.455	1:21.709
40	9.719	1:30.767	40	14.543	1:23.614	24	17.900	1:21.473	24	20.728	1:21.666	123	24.700	1:20.580
24	10.453	1:31.501	24	15.148	1:23.485	123	19.934	1:21.549	123	21.010	1:19.914	24	25.476	1:21.638
113	10.625	1:31.673	123	17.106	1:24.387	111	20.738	1:21.948	111	21.618	1:19.718	111	28.035	1:23.307
78	10.725	1:31.773	111	17.511	1:23.884	55	31.226	1:27.276	75	32.713	1:20.199	75	34.745	1:18.922
123	11.509	1:32.557	55	22.671	1:27.894	75	31.352	1:45.163	113	33.655	1:20.082	113	35.477	1:18.712
111	12.417	1:33.465	113	30.306	1:38.471	113	32.411	1:20.826	55	37.979	1:25.591	55	46.195	1:25.106
55	13.567	1:34.615												

# Demon Tweeks Audi TT Cup Championship

## RACE 3 - LAP CHART

LAP 6 @ 14:29:57.750			LAP 7 @ 14:31:14.440			LAP 8 @ 14:32:30.840			LAP 9 @ 14:33:47.283			LAP 10 @ 14:35:03.549		
NO	BEHIND	LAP TIME	NO	BEHIND	LAP TIME	NO	BEHIND	LAP TIME	NO	BEHIND	LAP TIME	NO	BEHIND	LAP TIME
6		1:16.768	6		1:16.690	6		1:16.400	6		1:16.443	6		1:16.266
57	0.850	1:16.679	57	0.816	1:16.656	57	0.759	1:16.343	57	0.680	1:16.364	57	0.843	1:16.429
72	1.304	1:16.617	72	1.369	1:16.755	72	1.536	1:16.567	72	1.372	1:16.279	72	1.699	1:16.593
45	3.265	1:17.031	45	3.788	1:17.213	45	4.790	1:17.402	45	4.860	1:16.513	55	1 Lap	1:27.009
48	4.091	1:17.024	48	4.099	1:16.698	48	5.218	1:17.519	48	5.789	1:17.014	45	5.981	1:17.387
73	4.484	1:17.154	11	5.462	1:17.209	11	6.166	1:17.104	11	6.136	1:16.413	11	8.031	1:18.161
11	4.943	1:16.573	73	5.809	1:18.015	73	6.645	1:17.236	73	6.873	1:16.671	73	8.390	1:17.783
22	6.902	1:17.470	22	7.426	1:17.214	22	7.961	1:16.935	22	8.549	1:17.031	48	8.684	1:19.161
44	7.797	1:17.747	44	8.611	1:17.504	44	9.693	1:17.482	44	10.678	1:17.428	22	9.224	1:16.941
38	8.504	1:17.267	38	9.361	1:17.547	38	10.027	1:17.066	38	10.973	1:17.389	44	12.819	1:18.407
52	10.234	1:17.521	52	10.720	1:17.176	52	11.600	1:17.280	52	12.137	1:16.980	38	13.128	1:18.421
37	11.024	1:17.562	37	11.461	1:17.127	37	12.148	1:17.087	37	12.621	1:16.916	52	13.736	1:17.865
51	12.237	1:17.975	51	14.123	1:18.576	51	15.857	1:18.134	454	17.193	1:16.704	37	14.004	1:17.649
5	13.503	1:18.526	5	15.367	1:18.554	454	16.932	1:17.755	51	18.038	1:18.624	454	17.399	1:16.472
454	13.813	1:18.544	454	15.577	1:18.454	5	17.555	1:18.588	5	18.616	1:17.504	5	19.667	1:17.317
77	14.231	1:18.339	77	15.823	1:18.282	77	17.902	1:18.479	77	19.043	1:17.584	51	20.068	1:18.296
47	19.300	1:18.256	47	21.079	1:18.469	47	22.985	1:18.306	47	24.500	1:17.958	77	20.532	1:17.755
33	20.319	1:18.727	33	22.274	1:18.645	87	25.263	1:18.923	87	27.252	1:18.432	47	26.639	1:18.405
87	20.871	1:18.276	87	22.740	1:18.559	40	25.680	1:19.107	40	27.434	1:18.197	40	31.021	1:19.853
40	21.538	1:17.659	40	22.973	1:18.125	33	25.824	1:19.950	33	28.294	1:18.913	33	31.314	1:19.286
9	23.675	1:18.988	9	25.608	1:18.623	9	27.388	1:18.180	9	28.863	1:17.918	9	31.488	1:18.891
123	27.036	1:19.104	123	28.886	1:18.540	123	31.246	1:18.760	123	33.110	1:18.307	87	31.949	1:20.963
24	28.868	1:20.160	24	32.387	1:20.209	24	35.736	1:19.749	24	39.344	1:20.051	123	35.532	1:18.688
111	31.328	1:20.061	111	35.846	1:21.208	75	39.761	1:18.272	75	40.797	1:17.479	24	42.907	1:19.829
75	36.267	1:18.290	75	37.889	1:18.312	111	40.442	1:20.996	111	43.652	1:19.653	75	43.136	1:18.605
113	43.355	1:24.646	113	45.586	1:18.921	113	50.679	1:21.493	113	54.002	1:19.766	111	46.712	1:19.326
55	53.892	1:24.465	55	1:01.800	1:24.598	55	1:10.385	1:24.985				113	56.045	1:18.309

# Demon Tweeks Audi TT Cup Championship

## RACE 3 - LAP CHART

LAP 11 @ 14:36:19.955			LAP 12 @ 14:37:36.516		
NO	BEHIND	LAP TIME	NO	BEHIND	LAP TIME
6		1:16.406	6		1:16.561
57	0.837	1:16.400	57	0.876	1:16.600
72	1.677	1:16.384	72	1.910	1:16.794
45	6.971	1:17.396	45	7.010	1:16.600
11	7.968	1:16.343	11	7.560	1:16.153
73	9.029	1:17.045	73	10.155	1:17.687
48	9.372	1:17.094	48	10.519	1:17.708
22	9.758	1:16.940	22	10.965	1:17.768
55	1 Lap	1:25.908	44	16.248	1:18.379
44	14.430	1:18.017	52	16.470	1:18.587
52	14.444	1:17.114	37	17.047	1:18.088
37	15.520	1:17.922	454	17.719	1:16.054
454	18.226	1:17.233	5	24.260	1:19.025
5	21.796	1:18.535	51	24.657	1:19.236
51	21.982	1:18.320	77	25.151	1:19.245
77	22.467	1:18.341	55	1 Lap	1:28.060
47	28.556	1:18.323	47	30.563	1:18.568
40	32.977	1:18.362	40	35.240	1:18.824
33	33.370	1:18.462	33	35.449	1:18.640
9	33.589	1:18.507	9	35.597	1:18.569
87	34.108	1:18.565	87	36.015	1:18.468
123	37.726	1:18.600	123	39.085	1:17.920
24	46.644	1:20.143	75	48.263	1:17.997
75	46.827	1:20.097	24	50.239	1:20.156
111	49.782	1:19.476	111	53.485	1:20.264
113	58.007	1:18.368	113	1:02.175	1:20.729

# Demon Tweaks Audi TT Cup Championship

## RACE 3 - LAP ANALYSIS

DIFF = Difference To Personal Best Lap

P1 6 Bradley BURNS				
LAP	LAP TIME	DIFF	MPH	TIME OF DAY
1 -	1:21.242	4.976	82.01	14:23:27.937
2 -	1:18.596	2.330	84.77	14:24:46.533
3 -	1:18.900	2.634	84.45	14:26:05.433
4 -	1:18.659	2.393	84.71	14:27:24.092
5 -	1:16.890	0.624	86.65	14:28:40.982
6 -	1:16.768	0.502	86.79	14:29:57.750
7 -	1:16.690	0.424	86.88	14:31:14.440
8 -	1:16.400 (2)	0.134	87.21	14:32:30.840
9 -	1:16.443	0.177	87.16	14:33:47.283
10 -	<b>1:16.266 (1)</b>		<b>87.36</b>	<b>14:35:03.549</b>
11 -	1:16.406 (3)	0.140	87.20	14:36:19.955
12 -	1:16.561	0.295	87.03	14:37:36.516

P2 57 Sam HEADING				
LAP	LAP TIME	DIFF	MPH	TIME OF DAY
1 -	1:22.323	5.980	80.94	14:23:29.018
2 -	1:19.009	2.666	84.33	14:24:48.027
3 -	1:17.802	1.459	85.64	14:26:05.829
4 -	1:18.998	2.655	84.34	14:27:24.827
5 -	1:17.094	0.751	86.42	14:28:41.921
6 -	1:16.679	0.336	86.89	14:29:58.600
7 -	1:16.656	0.313	86.92	14:31:15.256
8 -	<b>1:16.343 (1)</b>		<b>87.28</b>	<b>14:32:31.599</b>
9 -	1:16.364 (2)	0.021	87.25	14:33:47.963
10 -	1:16.429	0.086	87.18	14:35:04.392
11 -	1:16.400 (3)	0.057	87.21	14:36:20.792
12 -	1:16.600	0.257	86.98	14:37:37.392

P3 72 Matt LUFF				
LAP	LAP TIME	DIFF	MPH	TIME OF DAY
1 -	1:21.048	4.769	82.21	14:23:27.743
2 -	1:19.237	2.958	84.09	14:24:46.980
3 -	1:18.274	1.995	85.12	14:26:05.254
4 -	1:19.651	3.372	83.65	14:27:24.905
5 -	1:17.532	1.253	85.94	14:28:42.437
6 -	1:16.617	0.338	86.96	14:29:59.054
7 -	1:16.755	0.476	86.81	14:31:15.809
8 -	1:16.567 (3)	0.288	87.02	14:32:32.376
9 -	<b>1:16.279 (1)</b>		<b>87.35</b>	<b>14:33:48.655</b>
10 -	1:16.593	0.314	86.99	14:35:05.248
11 -	1:16.384 (2)	0.105	87.23	14:36:21.632
12 -	1:16.794	0.515	86.76	14:37:38.426

P4 45 Carl SWIFT				
LAP	LAP TIME	DIFF	MPH	TIME OF DAY
1 -	1:22.652	6.139	80.61	14:23:29.347
2 -	1:19.122	2.609	84.21	14:24:48.469
3 -	1:17.733	1.220	85.71	14:26:06.202
4 -	1:19.312	2.799	84.01	14:27:25.514
5 -	1:18.470	1.957	84.91	14:28:43.984
6 -	1:17.031 (3)	0.518	86.50	14:30:01.015
7 -	1:17.213	0.700	86.29	14:31:18.228
8 -	1:17.402	0.889	86.08	14:32:35.630
9 -	<b>1:16.513 (1)</b>		<b>87.08</b>	<b>14:33:52.143</b>
10 -	1:17.387	0.874	86.10	14:35:09.530
11 -	1:17.396	0.883	86.09	14:36:26.926
12 -	1:16.600 (2)	0.087	86.98	14:37:43.526

DIFF = Difference To Personal Best Lap

P5 11 Adam BLAIR				
LAP	LAP TIME	DIFF	MPH	TIME OF DAY
1 -	1:26.131	9.978	77.36	14:23:32.826
2 -	1:18.861	2.708	84.49	14:24:51.687
3 -	1:18.843	2.690	84.51	14:26:10.530
4 -	1:18.709	2.556	84.65	14:27:29.239
5 -	1:16.881	0.728	86.66	14:28:46.120
6 -	1:16.573	0.420	87.01	14:30:02.693
7 -	1:17.209	1.056	86.30	14:31:19.902
8 -	1:17.104	0.951	86.41	14:32:37.006
9 -	1:16.413 (3)	0.260	87.20	14:33:53.419
10 -	1:18.161	2.008	85.25	14:35:11.580
11 -	1:16.343 (2)	0.190	87.28	14:36:27.923
12 -	<b>1:16.153 (1)</b>		<b>87.49</b>	<b>14:37:44.076</b>

P6 73 Ross MAKAR				
LAP	LAP TIME	DIFF	MPH	TIME OF DAY
1 -	1:21.687	5.016	81.57	14:23:28.382
2 -	1:20.926	4.255	82.33	14:24:49.308
3 -	1:18.570	1.899	84.80	14:26:07.878
4 -	1:18.186	1.515	85.22	14:27:26.064
5 -	1:19.016	2.345	84.32	14:28:45.080
6 -	1:17.154 (3)	0.483	86.36	14:30:02.234
7 -	1:18.015	1.344	85.40	14:31:20.249
8 -	1:17.236	0.565	86.27	14:32:37.485
9 -	<b>1:16.671 (1)</b>		<b>86.90</b>	<b>14:33:54.156</b>
10 -	1:17.783	1.112	85.66	14:35:11.939
11 -	1:17.045 (2)	0.374	86.48	14:36:28.984
12 -	1:17.687	1.016	85.77	14:37:46.671

P7 48 William STACEY				
LAP	LAP TIME	DIFF	MPH	TIME OF DAY
1 -	1:23.043	6.345	80.23	14:23:29.738
2 -	1:19.221	2.523	84.10	14:24:48.959
3 -	1:18.103	1.405	85.31	14:26:07.062
4 -	1:18.704	2.006	84.66	14:27:25.766
5 -	1:19.051	2.353	84.29	14:28:44.817
6 -	1:17.024 (3)	0.326	86.50	14:30:01.841
7 -	<b>1:16.698 (1)</b>		<b>86.87</b>	<b>14:31:18.539</b>
8 -	1:17.519	0.821	85.95	14:32:36.058
9 -	1:17.014 (2)	0.316	86.51	14:33:53.072
10 -	1:19.161	2.463	84.17	14:35:12.233
11 -	1:17.094	0.396	86.42	14:36:29.327
12 -	1:17.708	1.010	85.74	14:37:47.035

P8 22 Jason PELOSI				
LAP	LAP TIME	DIFF	MPH	TIME OF DAY
1 -	1:24.410	7.475	78.93	14:23:31.105
2 -	1:19.891	2.956	83.40	14:24:50.996
3 -	1:18.892	1.957	84.46	14:26:09.888
4 -	1:19.585	2.650	83.72	14:27:29.473
5 -	1:17.709	0.774	85.74	14:28:47.182
6 -	1:17.470	0.535	86.01	14:30:04.652
7 -	1:17.214	0.279	86.29	14:31:21.866
8 -	<b>1:16.935 (1)</b>		<b>86.60</b>	<b>14:32:38.801</b>
9 -	1:17.031	0.096	86.50	14:33:55.832
10 -	1:16.941 (3)	0.006	86.60	14:35:12.773
11 -	1:16.940 (2)	0.005	86.60	14:36:29.713
12 -	1:17.768	0.833	85.68	14:37:47.481



# Demon Tweaks Audi TT Cup Championship

## RACE 3 - LAP ANALYSIS

DIFF = Difference To Personal Best Lap

P9 44 Charles BUDD				
LAP	LAP TIME	DIFF	MPH	TIME OF DAY
1 -	1:25.944	8.516	77.52	14:23:32.639
2 -	1:19.672	2.244	83.63	14:24:52.311
3 -	1:19.522	2.094	83.79	14:26:11.833
4 -	1:18.123	0.695	85.29	14:27:29.956
5 -	1:17.844	0.416	85.59	14:28:47.800
6 -	1:17.747	0.319	85.70	14:30:05.547
7 -	1:17.504 (3)	0.076	85.97	14:31:23.051
8 -	1:17.482 (2)	0.054	85.99	14:32:40.533
9 -	<b>1:17.428 (1)</b>		<b>86.05</b>	<b>14:33:57.961</b>
10 -	1:18.407	0.979	84.98	14:35:16.368
11 -	1:18.017	0.589	85.40	14:36:34.385
12 -	1:18.379	0.951	85.01	14:37:52.764

P10 52 Paul LUTI				
LAP	LAP TIME	DIFF	MPH	TIME OF DAY
1 -	1:26.614	9.634	76.93	14:23:33.309
2 -	1:21.021	4.041	82.24	14:24:54.330
3 -	1:19.268	2.288	84.05	14:26:13.598
4 -	1:18.989	2.009	84.35	14:27:32.587
5 -	1:17.876	0.896	85.56	14:28:50.463
6 -	1:17.521	0.541	85.95	14:30:07.984
7 -	1:17.176 (3)	0.196	86.33	14:31:25.160
8 -	1:17.280	0.300	86.22	14:32:42.440
9 -	<b>1:16.980 (1)</b>		<b>86.55</b>	<b>14:33:59.420</b>
10 -	1:17.865	0.885	85.57	14:35:17.285
11 -	1:17.114 (2)	0.134	86.40	14:36:34.399
12 -	1:18.587	1.607	84.78	14:37:52.986

P11 37 David ROBB				
LAP	LAP TIME	DIFF	MPH	TIME OF DAY
1 -	1:27.043	10.127	76.55	14:23:33.738
2 -	1:21.045	4.129	82.21	14:24:54.783
3 -	1:19.677	2.761	83.62	14:26:14.460
4 -	1:19.030	2.114	84.31	14:27:33.490
5 -	1:17.722	0.806	85.73	14:28:51.212
6 -	1:17.562	0.646	85.90	14:30:08.774
7 -	1:17.127 (3)	0.211	86.39	14:31:25.901
8 -	1:17.087 (2)	0.171	86.43	14:32:42.988
9 -	<b>1:16.916 (1)</b>		<b>86.62</b>	<b>14:33:59.904</b>
10 -	1:17.649	0.733	85.81	14:35:17.553
11 -	1:17.922	1.006	85.51	14:36:35.475
12 -	1:18.088	1.172	85.32	14:37:53.563

P12 454 Ryan EDGE CUMBE				
LAP	LAP TIME	DIFF	MPH	TIME OF DAY
1 -	1:28.904	12.850	74.94	14:23:35.599
2 -	1:21.624	5.570	81.63	14:24:57.223
3 -	1:19.329	3.275	83.99	14:26:16.552
4 -	1:18.263	2.209	85.13	14:27:34.815
5 -	1:18.204	2.150	85.20	14:28:53.019
6 -	1:18.544	2.490	84.83	14:30:11.563
7 -	1:18.454	2.400	84.93	14:31:30.017
8 -	1:17.755	1.701	85.69	14:32:47.772
9 -	1:16.704 (3)	0.650	86.86	14:34:04.476
10 -	1:16.472 (2)	0.418	87.13	14:35:20.948
11 -	1:17.233	1.179	86.27	14:36:38.181
12 -	<b>1:16.054 (1)</b>		<b>87.61</b>	<b>14:37:54.235</b>

DIFF = Difference To Personal Best Lap

P13 5 Sam MEAGHER				
LAP	LAP TIME	DIFF	MPH	TIME OF DAY
1 -	1:28.507	11.190	75.28	14:23:35.202
2 -	1:21.589	4.272	81.66	14:24:56.791
3 -	1:19.214	1.897	84.11	14:26:16.005
4 -	1:18.481	1.164	84.90	14:27:34.486
5 -	1:18.241 (3)	0.924	85.16	14:28:52.727
6 -	1:18.526	1.209	84.85	14:30:11.253
7 -	1:18.554	1.237	84.82	14:31:29.807
8 -	1:18.588	1.271	84.78	14:32:48.395
9 -	1:17.504 (2)	0.187	85.97	14:34:05.899
10 -	<b>1:17.317 (1)</b>		<b>86.18</b>	<b>14:35:23.216</b>
11 -	1:18.535	1.218	84.84	14:36:41.751
12 -	1:19.025	1.708	84.31	14:38:00.776

P14 51 Luke HANDLEY				
LAP	LAP TIME	DIFF	MPH	TIME OF DAY
1 -	1:27.963	9.988	75.75	14:23:34.658
2 -	1:20.470	2.495	82.80	14:24:55.128
3 -	1:19.508	1.533	83.80	14:26:14.636
4 -	1:19.215	1.240	84.11	14:27:33.851
5 -	1:18.161 (3)	0.186	85.25	14:28:52.012
6 -	<b>1:17.975 (1)</b>		<b>85.45</b>	<b>14:30:09.987</b>
7 -	1:18.576	0.601	84.79	14:31:28.563
8 -	1:18.134 (2)	0.159	85.27	14:32:46.697
9 -	1:18.624	0.649	84.74	14:34:05.321
10 -	1:18.296	0.321	85.10	14:35:23.617
11 -	1:18.320	0.345	85.07	14:36:41.937
12 -	1:19.236	1.261	84.09	14:38:01.173

P15 77 Steve FODEN				
LAP	LAP TIME	DIFF	MPH	TIME OF DAY
1 -	1:29.631	12.047	74.34	14:23:36.326
2 -	1:21.600	4.016	81.65	14:24:57.926
3 -	1:19.335	1.751	83.98	14:26:17.261
4 -	1:18.162 (3)	0.578	85.24	14:27:35.423
5 -	1:18.219	0.635	85.18	14:28:53.642
6 -	1:18.339	0.755	85.05	14:30:11.981
7 -	1:18.282	0.698	85.11	14:31:30.263
8 -	1:18.479	0.895	84.90	14:32:48.742
9 -	<b>1:17.584 (1)</b>		<b>85.88</b>	<b>14:34:06.326</b>
10 -	1:17.755 (2)	0.171	85.69	14:35:24.081
11 -	1:18.341	0.757	85.05	14:36:42.422
12 -	1:19.245	1.661	84.08	14:38:01.667

P16 47 Daniel BUDD				
LAP	LAP TIME	DIFF	MPH	TIME OF DAY
1 -	1:28.658	10.700	75.15	14:23:35.353
2 -	1:24.653	6.695	78.71	14:25:00.006
3 -	1:20.435	2.477	82.83	14:26:20.441
4 -	1:20.059	2.101	83.22	14:27:40.500
5 -	1:18.294 (3)	0.336	85.10	14:28:58.794
6 -	1:18.256 (2)	0.298	85.14	14:30:17.050
7 -	1:18.469	0.511	84.91	14:31:35.519
8 -	1:18.306	0.348	85.09	14:32:53.825
9 -	<b>1:17.958 (1)</b>		<b>85.47</b>	<b>14:34:11.783</b>
10 -	1:18.405	0.447	84.98	14:35:30.188
11 -	1:18.323	0.365	85.07	14:36:48.511
12 -	1:18.568	0.610	84.80	14:38:07.079

# Demon Tweaks Audi TT Cup Championship

## RACE 3 - LAP ANALYSIS

DIFF = Difference To Personal Best Lap

P17 40 Joe WEAVER				
LAP	LAP TIME	DIFF	MPH	TIME OF DAY
1 -	1:30.767	13.108	73.41	14:23:37.462
2 -	1:23.614	5.955	79.69	14:25:01.076
3 -	1:21.214	3.555	82.04	14:26:22.290
4 -	1:19.415	1.756	83.90	14:27:41.705
5 -	1:19.924	2.265	83.36	14:29:01.629
<b>6 -</b>	<b>1:17.659 (1)</b>		<b>85.80</b>	<b>14:30:19.288</b>
7 -	1:18.125 (2)	0.466	85.28	14:31:37.413
8 -	1:19.107	1.448	84.23	14:32:56.520
9 -	1:18.197 (3)	0.538	85.21	14:34:14.717
10 -	1:19.853	2.194	83.44	14:35:34.570
11 -	1:18.362	0.703	85.03	14:36:52.932
12 -	1:18.824	1.165	84.53	14:38:11.756

P18 33 Patrick BOOTH				
LAP	LAP TIME	DIFF	MPH	TIME OF DAY
1 -	1:29.304	10.842	74.61	14:23:35.999
2 -	1:23.554	5.092	79.74	14:24:59.553
3 -	1:20.513	2.051	82.75	14:26:20.066
4 -	1:20.130	1.668	83.15	14:27:40.196
5 -	1:19.146	0.684	84.18	14:28:59.342
6 -	1:18.727	0.265	84.63	14:30:18.069
7 -	1:18.645 (3)	0.183	84.72	14:31:36.714
8 -	1:19.950	1.488	83.34	14:32:56.664
9 -	1:18.913	0.451	84.43	14:34:15.577
10 -	1:19.286	0.824	84.04	14:35:34.863
<b>11 -</b>	<b>1:18.462 (1)</b>		<b>84.92</b>	<b>14:36:53.325</b>
12 -	1:18.640 (2)	0.178	84.73	14:38:11.965

P19 9 Jonathan WILLIAMS				
LAP	LAP TIME	DIFF	MPH	TIME OF DAY
1 -	1:30.296	12.378	73.79	14:23:36.991
2 -	1:23.357	5.439	79.93	14:25:00.348
3 -	1:21.045	3.127	82.21	14:26:21.393
4 -	1:19.335	1.417	83.98	14:27:40.728
5 -	1:21.709	3.791	81.54	14:29:02.437
6 -	1:18.988	1.070	84.35	14:30:21.425
7 -	1:18.623	0.705	84.74	14:31:40.048
8 -	1:18.180 (2)	0.262	85.22	14:32:58.228
<b>9 -</b>	<b>1:17.918 (1)</b>		<b>85.51</b>	<b>14:34:16.146</b>
10 -	1:18.891	0.973	84.46	14:35:35.037
11 -	1:18.507 (3)	0.589	84.87	14:36:53.544
12 -	1:18.569	0.651	84.80	14:38:12.113

P20 87 Bradley KAYLOR				
LAP	LAP TIME	DIFF	MPH	TIME OF DAY
1 -	1:30.556	12.280	73.58	14:23:37.251
2 -	1:23.372	5.096	79.92	14:25:00.623
3 -	1:21.319	3.043	81.93	14:26:21.942
4 -	1:19.315	1.039	84.00	14:27:41.257
5 -	1:19.088	0.812	84.25	14:29:00.345
<b>6 -</b>	<b>1:18.276 (1)</b>		<b>85.12</b>	<b>14:30:18.621</b>
7 -	1:18.559	0.283	84.81	14:31:37.180
8 -	1:18.923	0.647	84.42	14:32:56.103
9 -	1:18.432 (2)	0.156	84.95	14:34:14.535
10 -	1:20.963	2.687	82.29	14:35:35.498
11 -	1:18.565	0.289	84.81	14:36:54.063
12 -	1:18.468 (3)	0.192	84.91	14:38:12.531

DIFF = Difference To Personal Best Lap

P21 123 Joe MOSS				
LAP	LAP TIME	DIFF	MPH	TIME OF DAY
1 -	1:32.557	14.637	71.99	14:23:39.252
2 -	1:24.387	6.467	78.96	14:25:03.639
3 -	1:21.549	3.629	81.70	14:26:25.188
4 -	1:19.914	1.994	83.37	14:27:45.102
5 -	1:20.580	2.660	82.69	14:29:05.682
6 -	1:19.104	1.184	84.23	14:30:24.786
7 -	1:18.540 (3)	0.620	84.83	14:31:43.326
8 -	1:18.760	0.840	84.60	14:33:02.086
9 -	1:18.307 (2)	0.387	85.09	14:34:20.393
10 -	1:18.688	0.768	84.67	14:35:39.081
11 -	1:18.600	0.680	84.77	14:36:57.681
<b>12 -</b>	<b>1:17.920 (1)</b>		<b>85.51</b>	<b>14:38:15.601</b>

P22 75 Oliver DEVINE-KING				
LAP	LAP TIME	DIFF	MPH	TIME OF DAY
1 -	1:25.555	8.076	77.88	14:23:32.250
2 -	1:19.193	1.714	84.13	14:24:51.443
3 -	1:45.163	27.684	63.36	14:26:36.606
4 -	1:20.199	2.720	83.08	14:27:56.805
5 -	1:18.922	1.443	84.42	14:29:15.727
6 -	1:18.290	0.811	85.10	14:30:34.017
7 -	1:18.312	0.833	85.08	14:31:52.329
8 -	1:18.272 (3)	0.793	85.12	14:33:10.601
<b>9 -</b>	<b>1:17.479 (1)</b>		<b>86.00</b>	<b>14:34:28.080</b>
10 -	1:18.605	1.126	84.76	14:35:46.685
11 -	1:20.097	2.618	83.18	14:37:06.782
12 -	1:17.997 (2)	0.518	85.42	14:38:24.779

P23 24 Paul SAVAGE				
LAP	LAP TIME	DIFF	MPH	TIME OF DAY
1 -	1:31.501	11.752	72.82	14:23:38.196
2 -	1:23.485	3.736	79.81	14:25:01.681
3 -	1:21.473	1.724	81.78	14:26:23.154
4 -	1:21.666	1.917	81.59	14:27:44.820
5 -	1:21.638	1.889	81.61	14:29:06.458
6 -	1:20.160	0.411	83.12	14:30:26.618
7 -	1:20.209	0.460	83.07	14:31:46.827
<b>8 -</b>	<b>1:19.749 (1)</b>		<b>83.55</b>	<b>14:33:06.576</b>
9 -	1:20.051 (3)	0.302	83.23	14:34:26.627
10 -	1:19.829 (2)	0.080	83.46	14:35:46.456
11 -	1:20.143	0.394	83.14	14:37:06.599
12 -	1:20.156	0.407	83.12	14:38:26.755

P24 111 Tim GRAY				
LAP	LAP TIME	DIFF	MPH	TIME OF DAY
1 -	1:33.465	14.139	71.29	14:23:40.160
2 -	1:23.884	4.558	79.43	14:25:04.044
3 -	1:21.948	2.622	81.31	14:26:25.992
4 -	1:19.718	0.392	83.58	14:27:45.710
5 -	1:23.307	3.981	79.98	14:29:09.017
6 -	1:20.061	0.735	83.22	14:30:29.078
7 -	1:21.208	1.882	82.05	14:31:50.286
8 -	1:20.996	1.670	82.26	14:33:11.282
9 -	1:19.653 (3)	0.327	83.65	14:34:30.935
<b>10 -</b>	<b>1:19.326 (1)</b>		<b>83.99</b>	<b>14:35:50.261</b>
11 -	1:19.476 (2)	0.150	83.83	14:37:09.737
12 -	1:20.264	0.938	83.01	14:38:30.001

# Demon Tweaks Audi TT Cup Championship

## RACE 3 - LAP ANALYSIS

DIFF = Difference To Personal Best Lap

<b>P25 113 Andrew ROGERSON</b>				
LAP	LAP TIME	DIFF	MPH	TIME OF DAY
1 -	1:31.673	13.364	72.68	14:23:38.368
2 -	1:38.471	20.162	67.66	14:25:16.839
3 -	1:20.826	2.517	82.43	14:26:37.665
4 -	1:20.082	1.773	83.20	14:27:57.747
5 -	1:18.712 (3)	0.403	84.65	14:29:16.459
6 -	1:24.646	6.337	78.71	14:30:41.105
7 -	1:18.921	0.612	84.42	14:32:00.026
8 -	1:21.493	3.184	81.76	14:33:21.519
9 -	1:19.766	1.457	83.53	14:34:41.285
<b>10 -</b>	<b>1:18.309 (1)</b>		<b>85.08</b>	<b>14:35:59.594</b>
11 -	1:18.368 (2)	0.059	85.02	14:37:17.962
12 -	1:20.729	2.420	82.53	14:38:38.691

<b>P26 55 David RICHARDSON</b>				
LAP	LAP TIME	DIFF	MPH	TIME OF DAY
1 -	1:34.615	10.150	70.42	14:23:41.310
2 -	1:27.894	3.429	75.80	14:25:09.204
3 -	1:27.276	2.811	76.34	14:26:36.480
4 -	1:25.591	1.126	77.84	14:28:02.071
5 -	1:25.106	0.641	78.29	14:29:27.177
<b>6 -</b>	<b>1:24.465 (1)</b>		<b>78.88</b>	<b>14:30:51.642</b>
7 -	1:24.598 (2)	0.133	78.76	14:32:16.240
8 -	1:24.985 (3)	0.520	78.40	14:33:41.225
9 -	1:27.009	2.544	76.58	14:35:08.234
10 -	1:25.908	1.443	77.56	14:36:34.142
11 -	1:28.060	3.595	75.66	14:38:02.202

<b>P27 38 Morgan WROOT</b>				
LAP	LAP TIME	DIFF	MPH	TIME OF DAY
1 -	1:26.607	9.541	76.93	14:23:33.302
2 -	1:20.246	3.180	83.03	14:24:53.548
3 -	1:19.400	2.334	83.91	14:26:12.948
4 -	1:18.364	1.298	85.02	14:27:31.312
5 -	1:17.675	0.609	85.78	14:28:48.987
6 -	1:17.267 (2)	0.201	86.23	14:30:06.254
7 -	1:17.547	0.481	85.92	14:31:23.801
<b>8 -</b>	<b>1:17.066 (1)</b>		<b>86.46</b>	<b>14:32:40.867</b>
9 -	1:17.389 (3)	0.323	86.10	14:33:58.256
10 -	1:18.421	1.355	84.96	14:35:16.677

<b>P28 78 Richard FORBER</b>				
LAP	LAP TIME	DIFF	MPH	TIME OF DAY
<b>1 -</b>	<b>1:31.773 (1)</b>		<b>72.60</b>	<b>14:23:38.468</b>

# Demon Tweeks Audi TT Cup Championship

## RACE 3 - STATISTICS

Competitors Started	28
Planned Start	2024-10-12 @ 14:25:00.000
Actual Start	2024-10-12 @ 14:22:06.695
Finish Time	2024-10-12 @ 14:37:35.211
Track Length	1.8508mi.
Total Laps	322
Total Distance Covered	595.9888mi.

### Session Fastest Lap History

NO	CL	NAME	LAP TIME	TIME OF DAY	LAP	VEHICLE
72		Matt LUFF	1:21.048	14:23:27.741	1	Audi TT 2.0 TFSI
6		Bradley BURNS	1:18.596	14:24:46.542	2	Audi TT 2.0 TFSI
72		Matt LUFF	1:18.274	14:26:05.255	3	Audi TT 2.0 TFSI
57		Sam HEADING	1:17.802	14:26:05.837	3	Audi TT 2.0 TFSI
45		Carl SWIFT	1:17.733	14:26:06.207	3	Audi TT 2.0 TFSI
6		Bradley BURNS	1:16.890	14:28:40.990	5	Audi TT 2.0 TFSI
11		Adam BLAIR	1:16.881	14:28:46.121	5	Audi TT 2.0 TFSI
6		Bradley BURNS	1:16.768	14:29:57.759	6	Audi TT 2.0 TFSI
57		Sam HEADING	1:16.679	14:29:58.608	6	Audi TT 2.0 TFSI
72		Matt LUFF	1:16.617	14:29:59.053	6	Audi TT 2.0 TFSI
11		Adam BLAIR	1:16.573	14:30:02.694	6	Audi TT 2.0 TFSI
6		Bradley BURNS	1:16.400	14:32:30.848	8	Audi TT 2.0 TFSI
57		Sam HEADING	1:16.343	14:32:31.607	8	Audi TT 2.0 TFSI
72		Matt LUFF	1:16.279	14:33:48.655	9	Audi TT 2.0 TFSI
6		Bradley BURNS	1:16.266	14:35:03.557	10	Audi TT 2.0 TFSI
11		Adam BLAIR	1:16.153	14:37:44.077	12	Audi TT 2.0 TFSI
454		Ryan EDGE CUMBE	1:16.054	14:37:54.246	12	Audi TT 2.0 TFSI

### Session Leader History

NO	CL	NAME	FROM LAP	LAPS LED	DISTANCE	VEHICLE
72		Matt LUFF	1	1	1.85 miles	Audi TT 2.0 TFSI
6		Bradley BURNS	2	1	1.85 miles	Audi TT 2.0 TFSI
72		Matt LUFF	3	1	1.85 miles	Audi TT 2.0 TFSI
6		Bradley BURNS	4	9	16.65 miles	Audi TT 2.0 TFSI

### Flag History

TYPE	TIME OF DAY
GREEN	14:22:06.695
FINISH	14:37:35.211

### Flag Statistics

TYPE	COUNT	TOTAL LAPS	TOTAL TIME
Green	1	12	16:40.842
Red	0	0	0.000
Safety Car	0	0	0.000
FCY	0	0	0.000

# Demon Tweaks Audi TT Cup Championship

## RACE 3 - STATISTICS

CLASS :

21 Starters

### Fastest Lap History

NO	NAME	LAP TIME	TIME OF DAY	LAP	VEHICLE
72	Matt LUFF	1:21.048	14:23:27.741	1	Audi TT 2.0 TFSI
6	Bradley BURNS	1:18.596	14:24:46.542	2	Audi TT 2.0 TFSI
72	Matt LUFF	1:18.274	14:26:05.255	3	Audi TT 2.0 TFSI
57	Sam HEADING	1:17.802	14:26:05.837	3	Audi TT 2.0 TFSI
45	Carl SWIFT	1:17.733	14:26:06.207	3	Audi TT 2.0 TFSI
6	Bradley BURNS	1:16.890	14:28:40.990	5	Audi TT 2.0 TFSI
11	Adam BLAIR	1:16.881	14:28:46.121	5	Audi TT 2.0 TFSI
6	Bradley BURNS	1:16.768	14:29:57.759	6	Audi TT 2.0 TFSI
57	Sam HEADING	1:16.679	14:29:58.608	6	Audi TT 2.0 TFSI
72	Matt LUFF	1:16.617	14:29:59.053	6	Audi TT 2.0 TFSI
11	Adam BLAIR	1:16.573	14:30:02.694	6	Audi TT 2.0 TFSI
6	Bradley BURNS	1:16.400	14:32:30.848	8	Audi TT 2.0 TFSI
57	Sam HEADING	1:16.343	14:32:31.607	8	Audi TT 2.0 TFSI
72	Matt LUFF	1:16.279	14:33:48.655	9	Audi TT 2.0 TFSI
6	Bradley BURNS	1:16.266	14:35:03.557	10	Audi TT 2.0 TFSI
11	Adam BLAIR	1:16.153	14:37:44.077	12	Audi TT 2.0 TFSI
454	Ryan EDGE CUMBE	1:16.054	14:37:54.246	12	Audi TT 2.0 TFSI

### Leader History

NO	NAME	FROM LAP	LAPS LED	DISTANCE	VEHICLE
72	Matt LUFF	1	1	1.85 miles	Audi TT 2.0 TFSI
6	Bradley BURNS	2	1	1.85 miles	Audi TT 2.0 TFSI
72	Matt LUFF	3	1	1.85 miles	Audi TT 2.0 TFSI
6	Bradley BURNS	4	9	16.65 miles	Audi TT 2.0 TFSI

# Demon Tweaks Audi TT Cup Championship

## RACE 3 - STATISTICS

CLASS : M

5 Starters

### Fastest Lap History

NO	NAME	LAP TIME	TIME OF DAY	LAP	VEHICLE
33	Patrick BOOTH	1:29.304	14:23:36.005	1	Audi TT 2.0 TFSI
33	Patrick BOOTH	1:23.554	14:24:59.557	2	Audi TT 2.0 TFSI
9	Jonathan WILLIAMS	1:23.357	14:25:00.357	2	Audi TT 2.0 TFSI
33	Patrick BOOTH	1:20.513	14:26:20.065	3	Audi TT 2.0 TFSI
33	Patrick BOOTH	1:20.130	14:27:40.200	4	Audi TT 2.0 TFSI
9	Jonathan WILLIAMS	1:19.335	14:27:40.740	4	Audi TT 2.0 TFSI
33	Patrick BOOTH	1:19.146	14:28:59.346	5	Audi TT 2.0 TFSI
33	Patrick BOOTH	1:18.727	14:30:18.076	6	Audi TT 2.0 TFSI
33	Patrick BOOTH	1:18.645	14:31:36.719	7	Audi TT 2.0 TFSI
9	Jonathan WILLIAMS	1:18.623	14:31:40.058	7	Audi TT 2.0 TFSI
9	Jonathan WILLIAMS	1:18.180	14:32:58.239	8	Audi TT 2.0 TFSI
9	Jonathan WILLIAMS	1:17.918	14:34:16.158	9	Audi TT 2.0 TFSI

### Leader History

NO	NAME	FROM LAP	LAPS LED	DISTANCE	VEHICLE
33	Patrick BOOTH	1	12	22.21 miles	Audi TT 2.0 TFSI

# Demon Tweaks Audi TT Cup Championship

## RACE 3 - STATISTICS

CLASS : G

2 Starters

### Fastest Lap History

NO	NAME	LAP TIME	TIME OF DAY	LAP	VEHICLE
113	Andrew ROGERSON	1:31.673	14:23:38.356	1	Audi TT 2.0 TFSI
123	Joe MOSS	1:24.387	14:25:03.641	2	Audi TT 2.0 TFSI
123	Joe MOSS	1:21.549	14:26:25.190	3	Audi TT 2.0 TFSI
113	Andrew ROGERSON	1:20.826	14:26:37.672	3	Audi TT 2.0 TFSI
123	Joe MOSS	1:19.914	14:27:45.104	4	Audi TT 2.0 TFSI
113	Andrew ROGERSON	1:18.712	14:29:16.468	5	Audi TT 2.0 TFSI
123	Joe MOSS	1:18.540	14:31:43.328	7	Audi TT 2.0 TFSI
123	Joe MOSS	1:18.307	14:34:20.395	9	Audi TT 2.0 TFSI
123	Joe MOSS	1:17.920	14:38:15.604	12	Audi TT 2.0 TFSI

### Leader History

NO	NAME	FROM LAP	LAPS LED	DISTANCE	VEHICLE
113	Andrew ROGERSON	1	1	1.85 miles	Audi TT 2.0 TFSI
123	Joe MOSS	2	11	20.35 miles	Audi TT 2.0 TFSI


**Demon Tweeks Audi TT Cup Championship**  
**RACE 11 - GRID (15 minutes) - AMENDED 2**

ROW 14	28	<b>78</b> Richard FORBER	27	<b>38</b> Morgan WROOT
ROW 13	26	<b>55</b> David RICHARDSON	25	<b>113</b> Andrew ROGERSON
ROW 12	24	<b>111</b> Tim GRAY	23	<b>24</b> Paul SAVAGE
ROW 11	22	<b>75</b> Oliver DEVINE-KING	21	<b>123</b> Joe MOSS
ROW 10	20	<b>40</b> Joe WEAVER	19	<b>87</b> Bradley KAYLOR
ROW 9	18	<b>9</b> Jonathan WILLIAMS	17	<b>33</b> Patrick BOOTH
ROW 8	16	<b>47</b> Daniel BUDD	15	<b>77</b> Steve FODEN
ROW 7	14	<b>51</b> Luke HANDLEY	13	<b>5</b> Sam MEAGHER
ROW 6	12	<b>454</b> Ryan EDGE CUMBE	11	<b>37</b> David ROBB
ROW 5	10	<b>52</b> Paul LUTI	9	<b>44</b> Charles BUDD
ROW 4	8	<b>22</b> Jason PELOSI	7	<b>48</b> William STACEY
ROW 3	6	<b>73</b> Ross MAKAR	5	<b>11</b> Adam BLAIR
ROW 2	4	<b>45</b> Carl SWIFT	3	<b>72</b> Matt LUFF
ROW 1	2	<b>57</b> Sam HEADING	1	<b>6</b> Bradley BURNS
<b>Pole</b>				

**Comments: Change of grid formation - Now 1 x 1**

These results are provisional until the conclusion of any judicial and technical matters.

Silverstone International: 1.8508 miles

Clerk Of Course: Adam Buttercase	Stewards:	Timekeeper: Sarah Evans	
----------------------------------	-----------	-------------------------	---

Results can be found at [www.tsl-timing.com](http://www.tsl-timing.com)

Printed - 07:19 Sunday, 13 October 2024



## Demon Tweaks Audi TT Cup Championship

## RACE 11 - CLASSIFICATION

Race Distance: 10 Laps / 18.50 miles

POS	NO	CL	PIC	NAME	ENTRY	LAPS	TIME	GAP	DIFF	MPH	BEST	ON	GRD	↑↓
1	72		1	Matt LUFF	Audi TT 2.0 TFSI	10	16:02.358			69.23	1:15.207	10	3	2
2	6		2	Bradley BURNS	Audi TT 2.0 TFSI	10	16:02.887	0.529	0.529	69.20	1:15.200	2	1	-1
3	57		3	Sam HEADING	Audi TT 2.0 TFSI	10	16:04.752	2.394	1.865	69.06	1:15.388	2	2	-1
4	11		4	Adam BLAIR	Audi TT 2.0 TFSI	10	16:05.365	3.007	0.613	69.02	1:15.765	10	5	1
5	45		5	Carl SWIFT	Audi TT 2.0 TFSI	10	16:05.647	3.289	0.282	69.00	1:15.544	2	4	-1
6	52		6	Paul LUTI	Audi TT 2.0 TFSI	10	16:06.251	3.893	0.604	68.95	1:15.782	10	10	4
7	48		7	William STACEY	Audi TT 2.0 TFSI	10	16:07.921	5.563	1.670	68.84	1:15.165	2	7	0
8	22		8	Jason PELOSI	Audi TT 2.0 TFSI	10	16:08.452	6.094	0.531	68.80	1:15.818	2	8	0
9	454		9	Ryan EDGE CUMBE	Audi TT 2.0 TFSI	10	16:09.179	6.821	0.727	68.75	1:15.970	2	12	3
10	73		10	Ross MAKAR	Audi TT 2.0 TFSI	10	16:09.465	7.107	0.286	68.73	1:16.087	2	6	-4
11	37		11	David ROBB	Audi TT 2.0 TFSI	10	16:11.498	9.140	2.033	68.58	1:16.428	8	11	0
12	77		12	Steve FODEN	Audi TT 2.0 TFSI	10	16:11.668	9.310	0.170	68.57	1:16.218	8	15	3
13	44		13	Charles BUDD	Audi TT 2.0 TFSI	10	16:11.992	9.634	0.324	68.55	1:16.389	8	9	-4
14	75		14	Oliver DEVINE-KING	Audi TT 2.0 TFSI	10	16:12.760	10.402	0.768	68.49	1:16.464	9	22	8
15	87		15	Bradley KAYLOR	Audi TT 2.0 TFSI	10	16:13.603	11.245	0.843	68.43	1:16.392	9	19	4
16	113	G	1	Andrew ROGERSON	Audi TT 2.0 TFSI	10	16:14.228	11.870	0.625	68.39	1:16.443	10	25	9
17	51		16	Luke HANDLEY	Audi TT 2.0 TFSI	10	16:15.293	12.935	1.065	68.32	1:16.194	9	14	-3
18	123	G	2	Joe MOSS	Audi TT 2.0 TFSI	10	16:16.177	13.819	0.884	68.25	1:17.433	10	21	3
19	47		17	Daniel BUDD	Audi TT 2.0 TFSI	10	16:18.695	16.337	2.518	68.08	1:17.404	10	16	-3
20	24	M	1	Paul SAVAGE	Audi TT 2.0 TFSI	10	16:22.330	19.972	3.635	67.83	1:17.968	9	23	3
21	111	M	2	Tim GRAY	Audi TT 2.0 TFSI	10	16:24.342	21.984	2.012	67.69	1:18.244	9	24	3
22	55	M	3	David RICHARDSON	Audi TT 2.0 TFSI	10	16:38.875	36.517	14.533	66.70	1:21.191	10	26	4

## NOT CLASSIFIED

DNF	33	M		Patrick BOOTH	Audi TT 2.0 TFSI	9	15:01.590	1 Lap	1 Lap	66.51	1:18.173	9	17	
DNF	78			Richard FORBER	Audi TT 2.0 TFSI	8	14:21.226	2 Laps	1 Lap	61.89	1:18.316	2	28	
DNF	5			Sam MEAGHER	Audi TT 2.0 TFSI	1	1:26.049	9 Laps	7 Laps	77.43	1:26.049	1	13	
DNF	40			Joe WEAVER	Audi TT 2.0 TFSI	1	1:27.555	9 Laps	1.506	76.10	1:27.555	1	20	

## NOT STARTED

NS	9	M		Jonathan WILLIAMS	Audi TT 2.0 TFSI									18
NS	38			Morgan WROOT	Audi TT 2.0 TFSI									27

## FASTEST LAP

48				William STACEY	Audi TT 2.0 TFSI	2	1:15.165			88.64 mph				142.66 kph
113	G			Andrew ROGERSON	Audi TT 2.0 TFSI	10	1:16.443			87.16 mph				140.28 kph
24	M			Paul SAVAGE	Audi TT 2.0 TFSI	9	1:17.968			85.46 mph				137.53 kph

Weather / Track : Bright / Dry

Date: 13/10/2024 Start: 10:24 Finish: 10:40

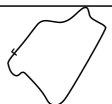
These results are provisional until the conclusion of any judicial and technical matters.

Silverstone International: 1.8508 miles

Clerk Of Course: Adam Buttercase

Stewards:

Timekeeper: Sarah Evans

Results can be found at [www.tsl-timing.com](http://www.tsl-timing.com)

Printed - 10:45 Sunday, 13 October 2024

# Demon Tweeks Audi TT Cup Championship

## RACE 11 - LAP CHART

LAP 1 @ 10:25:46.425			LAP 2 @ 10:27:01.625			LAP 3 @ 10:28:21.295			LAP 4 @ 10:30:29.375			LAP 5 @ 10:32:41.270		
NO	BEHIND	LAP TIME	NO	BEHIND	LAP TIME	NO	BEHIND	LAP TIME	NO	BEHIND	LAP TIME	NO	BEHIND	LAP TIME
6		1:18.172	6		1:15.200	6		1:19.670	6		2:08.080	6		2:11.895
72	0.317	1:18.489	72	0.333	1:15.216	72	0.705	1:20.042	72	0.607	2:07.982	72	0.721	2:12.009
57	1.051	1:19.223	57	1.239	1:15.388	57	1.244	1:19.675	57	1.017	2:07.853	57	1.242	2:12.120
11	2.291	1:20.463	11	2.908	1:15.817	11	1.787	1:18.549	11	1.830	2:08.123	11	2.064	2:12.129
48	3.664	1:21.836	48	3.629	1:15.165	48	2.870	1:18.911	48	3.162	2:08.372	48	3.333	2:12.066
45	3.980	1:22.152	45	4.324	1:15.544	45	4.076	1:19.422	45	4.411	2:08.415	45	4.418	2:11.902
52	4.242	1:22.414	52	4.959	1:15.917	52	4.618	1:19.329	52	5.446	2:08.908	52	5.528	2:11.977
73	4.396	1:22.568	73	5.283	1:16.087	73	5.046	1:19.433	73	6.212	2:09.246	73	6.273	2:11.956
22	4.968	1:23.140	22	5.586	1:15.818	22	5.615	1:19.699	22	6.922	2:09.387	22	7.058	2:12.031
51	6.169	1:24.341	454	7.202	1:15.970	454	8.178	1:20.646	454	8.542	2:08.444	454	8.722	2:12.075
454	6.432	1:24.604	44	8.009	1:16.567	44	9.174	1:20.835	44	9.245	2:08.151	44	9.466	2:12.116
44	6.642	1:24.814	37	8.859	1:17.252	37	9.750	1:20.561	37	10.011	2:08.341	37	10.232	2:12.116
37	6.807	1:24.979	77	9.549	1:17.716	77	11.027	1:21.148	77	10.954	2:08.007	77	11.990	2:12.931
77	7.033	1:25.205	75	11.097	1:18.008	75	12.256	1:20.829	75	11.931	2:07.755	75	12.583	2:12.547
5	7.877	1:26.049	123	11.659	1:18.603	87	15.468	1:23.062	87	12.817	2:05.429	87	13.898	2:12.976
47	8.071	1:26.243	87	12.076	1:18.521	123	16.867	1:24.878	123	14.336	2:05.549	123	15.018	2:12.577
123	8.256	1:26.428	113	13.256	1:18.834	113	20.451	1:26.865	113	16.117	2:03.746	113	16.373	2:12.151
75	8.289	1:26.461	24	14.786	1:19.275	24	20.927	1:25.811	24	16.722	2:03.875	24	17.021	2:12.194
87	8.755	1:26.927	33	15.777	1:20.588	33	21.554	1:25.447	33	17.765	2:04.291	33	17.467	2:11.597
40	9.383	1:27.555	111	16.218	1:20.106	51	23.115	1:25.293	51	18.599	2:03.564	51	18.933	2:12.229
113	9.622	1:27.794	47	16.772	1:23.901	47	23.607	1:26.505	47	19.228	2:03.701	47	19.681	2:12.348
33	10.389	1:28.561	51	17.492	1:26.523	111	24.320	1:27.772	111	20.193	2:03.953	111	20.528	2:12.230
24	10.711	1:28.883	55	20.847	1:22.006	78	25.060	1:23.510	78	21.570	2:04.590	78	21.241	2:11.566
111	11.312	1:29.484	78	21.220	1:18.316	55	27.450	1:26.273	55	22.426	2:03.056	55	22.528	2:11.997
55	14.041	1:32.213												
78	18.104	1:36.276												

# Demon Tweeks Audi TT Cup Championship

## RACE 11 - LAP CHART

LAP 6 @ 10:34:56.796			LAP 7 @ 10:36:43.225			LAP 8 @ 10:38:00.176			LAP 9 @ 10:39:15.404			LAP 10 @ 10:40:30.611		
NO	BEHIND	LAP TIME	NO	BEHIND	LAP TIME	NO	BEHIND	LAP TIME	NO	BEHIND	LAP TIME	NO	BEHIND	LAP TIME
<b>6</b>		2:15.526	<b>6</b>		1:46.429	<b>72</b>		1:16.397	<b>72</b>		1:15.228	<b>72</b>		1:15.207
<b>72</b>	1.229	2:16.034	<b>72</b>	0.554	1:45.754	<b>57</b>	0.287	1:16.232	<b>6</b>	0.511	1:15.310	<b>6</b>	0.529	1:15.225
<b>57</b>	1.737	2:16.021	<b>57</b>	1.006	1:45.698	<b>6</b>	0.429	1:17.380	<b>57</b>	2.134	1:17.075	<b>57</b>	2.394	1:15.467
<b>11</b>	2.500	2:15.962	<b>11</b>	1.389	1:45.318	<b>11</b>	1.159	1:16.721	<b>11</b>	2.449	1:16.518	<b>11</b>	3.007	1:15.765
<b>48</b>	3.416	2:15.609	<b>48</b>	1.717	1:44.730	<b>45</b>	1.622	1:16.620	<b>45</b>	2.600	1:16.206	<b>45</b>	3.289	1:15.896
<b>45</b>	4.291	2:15.399	<b>45</b>	1.953	1:44.091	<b>48</b>	1.998	1:17.232	<b>52</b>	3.318	1:16.166	<b>52</b>	3.893	1:15.782
<b>52</b>	5.433	2:15.431	<b>52</b>	2.442	1:43.438	<b>52</b>	2.380	1:16.889	<b>48</b>	4.161	1:17.391	<b>48</b>	5.563	1:16.609
<b>73</b>	6.026	2:15.279	<b>73</b>	2.803	1:43.206	<b>22</b>	2.788	1:16.168	<b>22</b>	5.320	1:17.760	<b>22</b>	6.094	1:15.981
<b>22</b>	6.718	2:15.186	<b>22</b>	3.571	1:43.282	<b>73</b>	2.993	1:17.141	<b>73</b>	5.497	1:17.732	<b>454</b>	6.821	1:16.081
<b>454</b>	7.781	2:14.585	<b>454</b>	4.608	1:43.256	<b>454</b>	3.687	1:16.030	<b>454</b>	5.947	1:17.488	<b>73</b>	7.107	1:16.817
<b>44</b>	8.462	2:14.522	<b>44</b>	4.809	1:42.776	<b>44</b>	4.247	1:16.389	<b>44</b>	6.252	1:17.233	<b>37</b>	9.140	1:17.922
<b>37</b>	9.020	2:14.314	<b>37</b>	5.456	1:42.865	<b>37</b>	4.933	1:16.428	<b>37</b>	6.425	1:16.720	<b>77</b>	9.310	1:17.926
<b>77</b>	9.789	2:13.325	<b>77</b>	6.121	1:42.761	<b>77</b>	5.388	1:16.218	<b>77</b>	6.591	1:16.431	<b>44</b>	9.634	1:18.589
<b>75</b>	10.404	2:13.347	<b>75</b>	6.951	1:42.976	<b>75</b>	7.518	1:17.518	<b>75</b>	8.754	1:16.464	<b>75</b>	10.402	1:16.855
<b>87</b>	11.838	2:13.466	<b>87</b>	7.888	1:42.479	<b>87</b>	8.612	1:17.675	<b>87</b>	9.776	1:16.392	<b>87</b>	11.245	1:16.676
<b>123</b>	13.222	2:13.730	<b>123</b>	8.332	1:41.539	<b>123</b>	9.085	1:17.704	<b>113</b>	10.634	1:16.583	<b>113</b>	11.870	1:16.443
<b>113</b>	14.288	2:13.441	<b>113</b>	8.635	1:40.776	<b>113</b>	9.279	1:17.595	<b>123</b>	11.593	1:17.736	<b>51</b>	12.935	1:16.291
<b>24</b>	15.520	2:14.025	<b>24</b>	9.653	1:40.562	<b>51</b>	10.885	1:17.449	<b>51</b>	11.851	1:16.194	<b>123</b>	13.819	1:17.433
<b>33</b>	16.325	2:14.384	<b>33</b>	10.015	1:40.119	<b>33</b>	11.494	1:18.430	<b>47</b>	14.140	1:17.568	<b>47</b>	16.337	1:17.404
<b>51</b>	17.445	2:14.038	<b>51</b>	10.387	1:39.371	<b>47</b>	11.800	1:18.095	<b>33</b>	14.439	1:18.173	<b>24</b>	19.972	1:19.417
<b>47</b>	18.323	2:14.168	<b>47</b>	10.656	1:38.762	<b>24</b>	13.022	1:20.320	<b>24</b>	15.762	1:17.968	<b>111</b>	21.984	1:19.612
<b>111</b>	18.993	2:13.991	<b>111</b>	11.961	1:39.397	<b>111</b>	14.563	1:19.553	<b>111</b>	17.579	1:18.244	<b>55</b>	36.517	1:21.191
<b>78</b>	20.256	2:14.541	<b>78</b>	12.451	1:38.624	<b>55</b>	23.185	1:24.288	<b>55</b>	30.533	1:22.576			
<b>55</b>	21.806	2:14.804	<b>55</b>	15.848	1:40.471	<b>78</b>	49.303	1:53.803 P						

# Demon Tweaks Audi TT Cup Championship

## RACE 11 - LAP ANALYSIS

DIFF = Difference To Personal Best Lap

P1 72 Matt LUFF				
LAP	LAP TIME	DIFF	MPH	TIME OF DAY
1 -	1:18.489	3.282	84.89	10:25:46.742
2 -	1:15.216 (2)	0.009	88.58	10:27:01.958
3 -	1:20.042	4.835	83.24	10:28:22.000
4 -	2:07.982	52.775	52.06	10:30:29.982
5 -	2:12.009	56.802	50.47	10:32:41.991
6 -	2:16.034	1:00.827	48.98	10:34:58.025
7 -	1:45.754	30.547	63.00	10:36:43.779
8 -	1:16.397	1.190	87.21	10:38:00.176
9 -	1:15.228 (3)	0.021	88.57	10:39:15.404
10 -	1:15.207 (1)		88.59	10:40:30.611

P2 6 Bradley BURNS				
LAP	LAP TIME	DIFF	MPH	TIME OF DAY
1 -	1:18.172	2.972	85.23	10:25:46.425
2 -	1:15.200 (1)		88.60	10:27:01.625
3 -	1:19.670	4.470	83.63	10:28:21.295
4 -	2:08.080	52.880	52.02	10:30:29.375
5 -	2:11.895	56.695	50.51	10:32:41.270
6 -	2:15.526	1:00.326	49.16	10:34:56.796
7 -	1:46.429	31.229	62.60	10:36:43.225
8 -	1:17.380	2.180	86.11	10:38:00.605
9 -	1:15.310 (3)	0.110	88.47	10:39:15.915
10 -	1:15.225 (2)	0.025	88.57	10:40:31.140

P3 57 Sam HEADING				
LAP	LAP TIME	DIFF	MPH	TIME OF DAY
1 -	1:19.223	3.835	84.10	10:25:47.476
2 -	1:15.388 (1)		88.38	10:27:02.864
3 -	1:19.675	4.287	83.63	10:28:22.539
4 -	2:07.853	52.465	52.11	10:30:30.392
5 -	2:12.120	56.732	50.43	10:32:42.512
6 -	2:16.021	1:00.633	48.98	10:34:58.533
7 -	1:45.698	30.310	63.04	10:36:44.231
8 -	1:16.232 (3)	0.844	87.40	10:38:00.463
9 -	1:17.075	1.687	86.45	10:39:17.538
10 -	1:15.467 (2)	0.079	88.29	10:40:33.005

P4 11 Adam BLAIR				
LAP	LAP TIME	DIFF	MPH	TIME OF DAY
1 -	1:20.463	4.698	82.81	10:25:48.716
2 -	1:15.817 (2)	0.052	87.88	10:27:04.533
3 -	1:18.549	2.784	84.82	10:28:23.082
4 -	2:08.123	52.358	52.00	10:30:31.205
5 -	2:12.129	56.364	50.42	10:32:43.334
6 -	2:15.962	1:00.197	49.00	10:34:59.296
7 -	1:45.318	29.553	63.26	10:36:44.614
8 -	1:16.721	0.956	86.85	10:38:01.335
9 -	1:16.518 (3)	0.753	87.08	10:39:17.853
10 -	1:15.765 (1)		87.94	10:40:33.618

P5 45 Carl SWIFT				
LAP	LAP TIME	DIFF	MPH	TIME OF DAY
1 -	1:22.152	6.608	81.10	10:25:50.405
2 -	1:15.544 (1)		88.20	10:27:05.949
3 -	1:19.422	3.878	83.89	10:28:25.371
4 -	2:08.415	52.871	51.88	10:30:33.786
5 -	2:11.902	56.358	50.51	10:32:45.688
6 -	2:15.399	59.855	49.21	10:35:01.087
7 -	1:44.091	28.547	64.01	10:36:45.178

DIFF = Difference To Personal Best Lap

8 -	1:16.620	1.076	86.96	10:38:01.798
9 -	1:16.206 (3)	0.662	87.43	10:39:18.004
10 -	1:15.896 (2)	0.352	87.79	10:40:33.900

P6 52 Paul LUTI				
LAP	LAP TIME	DIFF	MPH	TIME OF DAY
1 -	1:22.414	6.632	80.85	10:25:50.667
2 -	1:15.917 (2)	0.135	87.76	10:27:06.584
3 -	1:19.329	3.547	83.99	10:28:25.913
4 -	2:08.908	53.126	51.68	10:30:34.821
5 -	2:11.977	56.195	50.48	10:32:46.798
6 -	2:15.431	59.649	49.20	10:35:02.229
7 -	1:43.438	27.656	64.41	10:36:45.667
8 -	1:16.889	1.107	86.66	10:38:02.556
9 -	1:16.166 (3)	0.384	87.48	10:39:18.722
10 -	1:15.782 (1)		87.92	10:40:34.504

P7 48 William STACEY				
LAP	LAP TIME	DIFF	MPH	TIME OF DAY
1 -	1:21.836	6.671	81.42	10:25:50.089
2 -	1:15.165 (1)		88.64	10:27:05.254
3 -	1:18.911	3.746	84.43	10:28:24.165
4 -	2:08.372	53.207	51.90	10:30:32.537
5 -	2:12.066	56.901	50.45	10:32:44.603
6 -	2:15.609	1:00.444	49.13	10:35:00.212
7 -	1:44.730	29.565	63.62	10:36:44.942
8 -	1:17.232 (3)	2.067	86.27	10:38:02.174
9 -	1:17.391	2.226	86.09	10:39:19.565
10 -	1:16.609 (2)	1.444	86.97	10:40:36.174

P8 22 Jason PELOSI				
LAP	LAP TIME	DIFF	MPH	TIME OF DAY
1 -	1:23.140	7.322	80.14	10:25:51.393
2 -	1:15.818 (1)		87.88	10:27:07.211
3 -	1:19.699	3.881	83.60	10:28:26.910
4 -	2:09.387	53.569	51.49	10:30:36.297
5 -	2:12.031	56.213	50.46	10:32:48.328
6 -	2:15.186	59.368	49.28	10:35:03.514
7 -	1:43.282	27.464	64.51	10:36:46.796
8 -	1:16.168 (3)	0.350	87.48	10:38:02.964
9 -	1:17.760	1.942	85.68	10:39:20.724
10 -	1:15.981 (2)	0.163	87.69	10:40:36.705

P9 454 Ryan EDGECEMBE				
LAP	LAP TIME	DIFF	MPH	TIME OF DAY
1 -	1:24.604	8.634	78.75	10:25:52.857
2 -	1:15.970 (1)		87.70	10:27:08.827
3 -	1:20.646	4.676	82.62	10:28:29.473
4 -	2:08.444	52.474	51.87	10:30:37.917
5 -	2:12.075	56.105	50.45	10:32:49.992
6 -	2:14.585	58.615	49.50	10:35:04.577
7 -	1:43.256	27.286	64.53	10:36:47.833
8 -	1:16.030 (2)	0.060	87.63	10:38:03.863
9 -	1:17.488	1.518	85.99	10:39:21.351
10 -	1:16.081 (3)	0.111	87.58	10:40:37.432

P10 73 Ross MAKAR				
LAP	LAP TIME	DIFF	MPH	TIME OF DAY
1 -	1:22.568	6.481	80.69	10:25:50.821
2 -	1:16.087 (1)		87.57	10:27:06.908
3 -	1:19.433	3.346	83.88	10:28:26.341

# Demon Tweaks Audi TT Cup Championship

## RACE 11 - LAP ANALYSIS

DIFF = Difference To Personal Best Lap

4 -	2:09.246	53.159	51.55	10:30:35.587
5 -	2:11.956	55.869	50.49	10:32:47.543
6 -	2:15.279	59.192	49.25	10:35:02.822
7 -	1:43.206	27.119	64.56	10:36:46.028
8 -	1:17.141 (3)	1.054	86.37	10:38:03.169
9 -	1:17.732	1.645	85.72	10:39:20.901
10 -	1:16.817 (2)	0.730	86.74	10:40:37.718

### P11 37 David ROBB

LAP	LAP TIME	DIFF	MPH	TIME OF DAY
1 -	1:24.979	8.551	78.41	10:25:53.232
2 -	1:17.252 (3)	0.824	86.25	10:27:10.484
3 -	1:20.561	4.133	82.71	10:28:31.045
4 -	2:08.341	51.913	51.91	10:30:39.386
5 -	2:12.116	55.688	50.43	10:32:51.502
6 -	2:14.314	57.886	49.60	10:35:05.816
7 -	1:42.865	26.437	64.77	10:36:48.681
8 -	1:16.428 (1)		87.18	10:38:05.109
9 -	1:16.720 (2)	0.292	86.85	10:39:21.829
10 -	1:17.922	1.494	85.51	10:40:39.751

### P12 77 Steve FODEN

LAP	LAP TIME	DIFF	MPH	TIME OF DAY
1 -	1:25.205	8.987	78.20	10:25:53.458
2 -	1:17.716 (3)	1.498	85.73	10:27:11.174
3 -	1:21.148	4.930	82.11	10:28:32.322
4 -	2:08.007	51.789	52.05	10:30:40.329
5 -	2:12.931	56.713	50.12	10:32:53.260
6 -	2:13.325	57.107	49.97	10:35:06.585
7 -	1:42.761	26.543	64.84	10:36:49.346
8 -	1:16.218 (1)		87.42	10:38:05.564
9 -	1:16.431 (2)	0.213	87.17	10:39:21.995
10 -	1:17.926	1.708	85.50	10:40:39.921

### P13 44 Charles BUDD

LAP	LAP TIME	DIFF	MPH	TIME OF DAY
1 -	1:24.814	8.425	78.56	10:25:53.067
2 -	1:16.567 (2)	0.178	87.02	10:27:09.634
3 -	1:20.835	4.446	82.43	10:28:30.469
4 -	2:08.151	51.762	51.99	10:30:38.620
5 -	2:12.116	55.727	50.43	10:32:50.736
6 -	2:14.522	58.133	49.53	10:35:05.258
7 -	1:42.776	26.387	64.83	10:36:48.034
8 -	1:16.389 (1)		87.22	10:38:04.423
9 -	1:17.233 (3)	0.844	86.27	10:39:21.656
10 -	1:18.589	2.200	84.78	10:40:40.245

### P14 75 Oliver DEVINE-KING

LAP	LAP TIME	DIFF	MPH	TIME OF DAY
1 -	1:26.461	9.997	77.06	10:25:54.714
2 -	1:18.008	1.544	85.41	10:27:12.722
3 -	1:20.829	4.365	82.43	10:28:33.551
4 -	2:07.755	51.291	52.15	10:30:41.306
5 -	2:12.547	56.083	50.27	10:32:53.853
6 -	2:13.347	56.883	49.96	10:35:07.200
7 -	1:42.976	26.512	64.70	10:36:50.176
8 -	1:17.518 (3)	1.054	85.95	10:38:07.694
9 -	1:16.464 (1)		87.14	10:39:24.158
10 -	1:16.855 (2)	0.391	86.69	10:40:41.013

DIFF = Difference To Personal Best Lap

P15 87 Bradley KAYLOR				
LAP	LAP TIME	DIFF	MPH	TIME OF DAY
1 -	1:26.927	10.535	76.65	10:25:55.180
2 -	1:18.521	2.129	84.85	10:27:13.701
3 -	1:23.062	6.670	80.21	10:28:36.763
4 -	2:05.429	49.037	53.12	10:30:42.192
5 -	2:12.976	56.584	50.10	10:32:55.168
6 -	2:13.466	57.074	49.92	10:35:08.634
7 -	1:42.479	26.087	65.02	10:36:51.113
8 -	1:17.675 (3)	1.283	85.78	10:38:08.788
9 -	1:16.392 (1)		87.22	10:39:25.180
10 -	1:16.676 (2)	0.284	86.90	10:40:41.856

### P16 113 Andrew ROGERSON

LAP	LAP TIME	DIFF	MPH	TIME OF DAY
1 -	1:27.794	11.351	75.89	10:25:56.047
2 -	1:18.834	2.391	84.52	10:27:14.881
3 -	1:26.865	10.422	76.70	10:28:41.746
4 -	2:03.746	47.303	53.84	10:30:45.492
5 -	2:12.151	55.708	50.42	10:32:57.643
6 -	2:13.441	56.998	49.93	10:35:11.084
7 -	1:40.776	24.333	66.11	10:36:51.860
8 -	1:17.595 (3)	1.152	85.87	10:38:09.455
9 -	1:16.583 (2)	0.140	87.00	10:39:26.038
10 -	1:16.443 (1)		87.16	10:40:42.481

### P17 51 Luke HANDLEY

LAP	LAP TIME	DIFF	MPH	TIME OF DAY
1 -	1:24.341	8.147	79.00	10:25:52.594
2 -	1:26.523	10.329	77.01	10:27:19.117
3 -	1:25.293	9.099	78.12	10:28:44.410
4 -	2:03.564	47.370	53.92	10:30:47.974
5 -	2:12.229	56.035	50.39	10:33:00.203
6 -	2:14.038	57.844	49.71	10:35:14.241
7 -	1:39.371	23.177	67.05	10:36:53.612
8 -	1:17.449 (3)	1.255	86.03	10:38:11.061
9 -	1:16.194 (1)		87.45	10:39:27.255
10 -	1:16.291 (2)	0.097	87.33	10:40:43.546

### P18 123 Joe MOSS

LAP	LAP TIME	DIFF	MPH	TIME OF DAY
1 -	1:26.428	8.995	77.09	10:25:54.681
2 -	1:18.603	1.170	84.77	10:27:13.284
3 -	1:24.878	7.445	78.50	10:28:38.162
4 -	2:05.549	48.116	53.07	10:30:43.711
5 -	2:12.577	55.144	50.25	10:32:56.288
6 -	2:13.730	56.297	49.82	10:35:10.018
7 -	1:41.539	24.106	65.62	10:36:51.557
8 -	1:17.704 (2)	0.271	85.75	10:38:09.261
9 -	1:17.736 (3)	0.303	85.71	10:39:26.997
10 -	1:17.433 (1)		86.05	10:40:44.430

### P19 47 Daniel BUDD

LAP	LAP TIME	DIFF	MPH	TIME OF DAY
1 -	1:26.243	8.839	77.26	10:25:54.496
2 -	1:23.901	6.497	79.41	10:27:18.397
3 -	1:26.505	9.101	77.02	10:28:44.902
4 -	2:03.701	46.297	53.86	10:30:48.603
5 -	2:12.348	54.944	50.34	10:33:00.951
6 -	2:14.168	56.764	49.66	10:35:15.119
7 -	1:38.762	21.358	67.46	10:36:53.881

# Demon Tweeks Audi TT Cup Championship

## RACE 11 - LAP ANALYSIS

DIFF = Difference To Personal Best Lap

8 -	1:18.095 (3)	0.691	85.32	10:38:11.976
9 -	1:17.568 (2)	0.164	85.90	10:39:29.544
<b>10 -</b>	<b>1:17.404 (1)</b>		<b>86.08</b>	<b>10:40:46.948</b>

### P20 24 Paul SAVAGE

LAP	LAP TIME	DIFF	MPH	TIME OF DAY
1 -	1:28.883	10.915	74.96	10:25:57.136
2 -	1:19.275 (2)	1.307	84.05	10:27:16.411
3 -	1:25.811	7.843	77.65	10:28:42.222
4 -	2:03.875	45.907	53.78	10:30:46.097
5 -	2:12.194	54.226	50.40	10:32:58.291
6 -	2:14.025	56.057	49.71	10:35:12.316
7 -	1:40.562	22.594	66.25	10:36:52.878
8 -	1:20.320	2.352	82.95	10:38:13.198
9 -	1:17.968 (1)		<b>85.46</b>	<b>10:39:31.166</b>
10 -	1:19.417 (3)	1.449	83.90	10:40:50.583

### P21 111 Tim GRAY

LAP	LAP TIME	DIFF	MPH	TIME OF DAY
1 -	1:29.484	11.240	74.46	10:25:57.737
2 -	1:20.106	1.862	83.18	10:27:17.843
3 -	1:27.772	9.528	75.91	10:28:45.615
4 -	2:03.953	45.709	53.75	10:30:49.568
5 -	2:12.230	53.986	50.39	10:33:01.798
6 -	2:13.991	55.747	49.72	10:35:15.789
7 -	1:39.397	21.153	67.03	10:36:55.186
8 -	1:19.553 (2)	1.309	83.75	10:38:14.739
9 -	1:18.244 (1)		<b>85.15</b>	<b>10:39:32.983</b>
10 -	1:19.612 (3)	1.368	83.69	10:40:52.595

### P22 55 David RICHARDSON

LAP	LAP TIME	DIFF	MPH	TIME OF DAY
1 -	1:32.213	11.022	72.25	10:26:00.466
2 -	1:22.006 (2)	0.815	81.25	10:27:22.472
3 -	1:26.273	5.082	77.23	10:28:48.745
4 -	2:03.056	41.865	54.14	10:30:51.801
5 -	2:11.997	50.806	50.48	10:33:03.798
6 -	2:14.804	53.613	49.42	10:35:18.602
7 -	1:40.471	19.280	66.31	10:36:59.073
8 -	1:24.288	3.097	79.05	10:38:23.361
9 -	1:22.576 (3)	1.385	80.69	10:39:45.937
10 -	1:21.191 (1)		<b>82.06</b>	<b>10:41:07.128</b>

### P23 33 Patrick BOOTH

LAP	LAP TIME	DIFF	MPH	TIME OF DAY
1 -	1:28.561	10.388	75.23	10:25:56.814
2 -	1:20.588 (3)	2.415	82.68	10:27:17.402
3 -	1:25.447	7.274	77.98	10:28:42.849
4 -	2:04.291	46.118	53.60	10:30:47.140
5 -	2:11.597	53.424	50.63	10:32:58.737
6 -	2:14.384	56.211	49.58	10:35:13.121
7 -	1:40.119	21.946	66.55	10:36:53.240
8 -	1:18.430 (2)	0.257	84.95	10:38:11.670
9 -	1:18.173 (1)		<b>85.23</b>	<b>10:39:29.843</b>

### P24 78 Richard FORBER

LAP	LAP TIME	DIFF	MPH	TIME OF DAY
1 -	1:36.276	17.960	69.20	10:26:04.529
2 -	1:18.316 (1)		<b>85.08</b>	<b>10:27:22.845</b>
3 -	1:23.510 (2)	5.194	79.78	10:28:46.355
4 -	2:04.590	46.274	53.48	10:30:50.945

DIFF = Difference To Personal Best Lap

5 -	2:11.566	53.250	50.64	10:33:02.511
6 -	2:14.541	56.225	49.52	10:35:17.052
7 -	1:38.624 (3)	20.308	67.56	10:36:55.676
8 -	1:53.803 P	35.487	58.55	10:38:49.479

### P25 5 Sam MEAGHER

LAP	LAP TIME	DIFF	MPH	TIME OF DAY
1 -	1:26.049 (1)		<b>77.43</b>	<b>10:25:54.302</b>

### P26 40 Joe WEAVER

LAP	LAP TIME	DIFF	MPH	TIME OF DAY
1 -	1:27.555 (1)		<b>76.10</b>	<b>10:25:55.808</b>

# Demon Tweeks Audi TT Cup Championship

## RACE 11 - STATISTICS

**Competitors Started** 26  
**Planned Start** 2024-10-13 @ 10:35:00.000  
**Actual Start** 2024-10-13 @ 10:24:28.253  
**Finish Time** 2024-10-13 @ 10:40:30.342  
**Track Length** 1.8508mi.  
**Total Laps** 239  
**Total Distance Covered** 442.3643mi.

### Session Fastest Lap History

NO	CL	NAME	LAP TIME	TIME OF DAY	LAP	VEHICLE
6		Bradley BURNS	1:18.172	10:25:46.433	1	Audi TT 2.0 TFSI
6		Bradley BURNS	1:15.200	10:27:01.634	2	Audi TT 2.0 TFSI
48		William STACEY	1:15.165	10:27:05.267	2	Audi TT 2.0 TFSI

### Session Leader History

NO	CL	NAME	FROM LAP	LAPS LED	DISTANCE	VEHICLE
6		Bradley BURNS	1	7	12.95 miles	Audi TT 2.0 TFSI
72		Matt LUFF	8	3	5.55 miles	Audi TT 2.0 TFSI

### Flag History

TYPE	TIME OF DAY
GREEN	10:24:28.253
SAFETY	10:28:06.468
GREEN	10:36:42.798
FINISH	10:40:30.342

### Flag Statistics

TYPE	COUNT	TOTAL LAPS	TOTAL TIME
Green	2	6	8:08.392
Red	0	0	0.000
Safety Car	1	4	8:36.329
FCY	0	0	0.000

# Demon Tweeks Audi TT Cup Championship

## RACE 11 - STATISTICS

**CLASS :**

20 Starters

### Fastest Lap History

NO	NAME	LAP TIME	TIME OF DAY	LAP	VEHICLE
6	Bradley BURNS	1:18.172	10:25:46.433	1	Audi TT 2.0 TFSI
6	Bradley BURNS	1:15.200	10:27:01.634	2	Audi TT 2.0 TFSI
48	William STACEY	1:15.165	10:27:05.267	2	Audi TT 2.0 TFSI

### Leader History

NO	NAME	FROM LAP	LAPS LED	DISTANCE	VEHICLE
6	Bradley BURNS	1	7	12.95 miles	Audi TT 2.0 TFSI
72	Matt LUFF	8	3	5.55 miles	Audi TT 2.0 TFSI



# Demon Tweeks Audi TT Cup Championship

## RACE 11 - STATISTICS

CLASS : M

4 Starters

### Fastest Lap History

NO	NAME	LAP TIME	TIME OF DAY	LAP	VEHICLE
33	Patrick BOOTH	1:28.561	10:25:56.822	1	Audi TT 2.0 TFSI
24	Paul SAVAGE	1:19.275	10:27:16.422	2	Audi TT 2.0 TFSI
33	Patrick BOOTH	1:18.430	10:38:11.676	8	Audi TT 2.0 TFSI
33	Patrick BOOTH	1:18.173	10:39:29.851	9	Audi TT 2.0 TFSI
24	Paul SAVAGE	1:17.968	10:39:31.178	9	Audi TT 2.0 TFSI

### Leader History

NO	NAME	FROM LAP	LAPS LED	DISTANCE	VEHICLE
33	Patrick BOOTH	1	1	1.85 miles	Audi TT 2.0 TFSI
24	Paul SAVAGE	2	6	11.10 miles	Audi TT 2.0 TFSI
33	Patrick BOOTH	8	2	3.70 miles	Audi TT 2.0 TFSI
24	Paul SAVAGE	10	1	1.85 miles	Audi TT 2.0 TFSI

# Demon Tweeks Audi TT Cup Championship

## RACE 11 - STATISTICS

CLASS : G

2 Starters

### Fastest Lap History

NO	NAME	LAP TIME	TIME OF DAY	LAP	VEHICLE
123	Joe MOSS	1:26.428	10:25:54.585	1	Audi TT 2.0 TFSI
123	Joe MOSS	1:18.603	10:27:13.285	2	Audi TT 2.0 TFSI
123	Joe MOSS	1:17.704	10:38:09.263	8	Audi TT 2.0 TFSI
113	Andrew ROGERSON	1:17.595	10:38:09.461	8	Audi TT 2.0 TFSI
113	Andrew ROGERSON	1:16.583	10:39:26.044	9	Audi TT 2.0 TFSI
113	Andrew ROGERSON	1:16.443	10:40:42.487	10	Audi TT 2.0 TFSI

### Leader History

NO	NAME	FROM LAP	LAPS LED	DISTANCE	VEHICLE
123	Joe MOSS	1	8	14.80 miles	Audi TT 2.0 TFSI
113	Andrew ROGERSON	9	2	3.70 miles	Audi TT 2.0 TFSI

**Demon Tweeks Audi TT Cup Championship**  
**RACE 19 - GRID (15 minutes) - AMENDED**

ROW 14	28	5	Sam MEAGHER	27	38	Morgan WROOT
ROW 13	26	9	Jonathan WILLIAMS	25	40	Joe WEAVER
ROW 12	24	78	Richard FORBER	23	33	Patrick BOOTH
ROW 11	22	55	David RICHARDSON	21	111	Tim GRAY
ROW 10	20	24	Paul SAVAGE	19	47	Daniel BUDD
ROW 9	18	123	Joe MOSS	17	51	Luke HANDLEY
ROW 8	16	113	Andrew ROGERSON	15	87	Bradley KAYLOR
ROW 7	14	75	Oliver DEVINE-KING	13	44	Charles BUDD
ROW 6	12	77	Steve FODEN	11	37	David ROBB
ROW 5	10	72	Matt LUFF	9	6	Bradley BURNS
ROW 4	8	57	Sam HEADING	7	22	Jason PELOSI
ROW 3	6	52	Paul LUTI	5	48	William STACEY
ROW 2	4	45	Carl SWIFT	3	73	Ross MAKAR
ROW 1	2	454	Ryan EDGECUMBE	1	11	Adam BLAIR
<b>Pole</b>						

**Comments: Car 5 - 5 position grid place penalty (G5.3) Contravention of Motorsport UK Regulation Q12.21.4**  
**Top 10 draw applied**

**These results are provisional until the conclusion of any judicial and technical matters.**

Silverstone International: 1.8508 miles

Clerk Of Course: Adam Buttercase	Stewards:	Timekeeper: Sarah Evans	
----------------------------------	-----------	-------------------------	---

Results can be found at [www.tsl-timing.com](http://www.tsl-timing.com)

Printed - 13:42 Sunday, 13 October 2024

**Demon Tweeks Audi TT Cup Championship**  
**RACE 19 - CLASSIFICATION - AMENDED**

Race Distance: 12 Laps / 22.21 miles

POS	NO	CL	PIC	NAME	ENTRY	LAPS	TIME	GAP	DIFF	MPH	BEST	ON	GRD	↑↓
1	11		1	Adam BLAIR	Audi TT 2.0 TFSI	12	15:09.329			87.93	1:15.194	5	1	0
2	45		2	Carl SWIFT	Audi TT 2.0 TFSI	12	15:10.350	1.021	1.021	87.83	1:15.222	3	4	2
3	6		3	Bradley BURNS	Audi TT 2.0 TFSI	12	15:12.590	3.261	2.240	87.61	1:14.585	3	9	6
4	72		4	Matt LUFF	Audi TT 2.0 TFSI	12	15:13.779	4.450	1.189	87.50	1:14.850	6	10	6
5	57		5	Sam HEADING	Audi TT 2.0 TFSI	12	15:15.794	6.465	2.015	87.31	1:14.647	3	8	3
6	48		6	William STACEY	Audi TT 2.0 TFSI	12	15:16.705	7.376	0.911	87.22	1:15.378	5	5	-1
7	454		7	Ryan EDGE CUMBE	Audi TT 2.0 TFSI	12	15:18.477	9.148	1.772	87.05	1:15.235	3	2	-5
8	52		8	Paul LUTI	Audi TT 2.0 TFSI	12	15:25.847	16.518	7.370	86.36	1:15.825	11	6	-2
9	22		9	Jason PELOSI	Audi TT 2.0 TFSI	12	15:26.407	17.078	0.560	86.31	1:15.553	4	7	-2
10	44		10	Charles BUDD	Audi TT 2.0 TFSI	12	15:27.612	18.283	1.205	86.19	1:16.081	9	13	3
11	77		11	Steve FODEN	Audi TT 2.0 TFSI	12	15:28.488	19.159	0.876	86.11	1:16.083	7	12	1
12	113	G	1	Andrew ROGERSON	Audi TT 2.0 TFSI	12	15:31.813	22.484	3.325	85.80	1:16.310	4	16	4
13	5		12	Sam MEAGHER	Audi TT 2.0 TFSI	12	15:32.470	23.141	0.657	85.74	1:16.057	8	28	15
14	40		13	Joe WEAVER	Audi TT 2.0 TFSI	12	15:32.789	23.460	0.319	85.72	1:16.452	4	25	11
15	123	G	2	Joe MOSS	Audi TT 2.0 TFSI	12	15:34.920	25.591	2.131	85.52	1:16.605	8	18	3
16	33	M	1	Patrick BOOTH	Audi TT 2.0 TFSI	12	15:36.185	26.856	1.265	85.40	1:16.526	7	23	7
17	87		14	Bradley KAYLOR	Audi TT 2.0 TFSI	12	15:40.038	30.709	3.853	85.05	1:16.645	12	15	-2
18	24	M	2	Paul SAVAGE	Audi TT 2.0 TFSI	12	15:52.052	42.723	12.014	83.98	1:17.520	5	20	2
19	73		15	Ross MAKAR	Audi TT 2.0 TFSI	12	16:01.605	52.276	9.553	83.15	1:17.610	8	3	-16
20	55	M	3	David RICHARDSON	Audi TT 2.0 TFSI	11	15:30.574	1 Lap	1 Lap	78.76	1:22.498	8	22	2

NOT CLASSIFIED

DNF	47*			Daniel BUDD	Audi TT 2.0 TFSI	5	7:05.051	7 Laps	6 Laps	78.38	1:16.637	4	19	
DNF	75			Oliver DEVINE-KING	Audi TT 2.0 TFSI	2	3:35.478	10 Laps	3 Laps	61.84	1:49.876	1	14	
DNF	51			Luke HANDLEY	Audi TT 2.0 TFSI	1	1:23.664	11 Laps	1 Lap	79.64	1:23.664	1	17	
DNF	111	M		Tim GRAY	Audi TT 2.0 TFSI	0							21	
DQ	37*			David ROBB	Audi TT 2.0 TFSI								11	

NOT STARTED

NS	78			Richard FORBER	Audi TT 2.0 TFSI								24	
NS	9	M		Jonathan WILLIAMS	Audi TT 2.0 TFSI								26	
NS	38			Morgan WROOT	Audi TT 2.0 TFSI								27	

FASTEST LAP

6				Bradley BURNS	Audi TT 2.0 TFSI	3	1:14.585			89.33 mph			143.77 kph	
113	G			Andrew ROGERSON	Audi TT 2.0 TFSI	4	1:16.310			87.31 mph			140.52 kph	
33	M			Patrick BOOTH	Audi TT 2.0 TFSI	7	1:16.526			87.07 mph			140.12 kph	


Comments: Car 37 - Disqualified from the results of the race (G5.3) - Contravention of Motorsport UK Regulation Q12.21.4  
Car 47 - 5 position penalty applied to the results of the race (G5.3) - Contravention of Motorsport UK Regulation Q12.21.4

Weather / Track : Bright / Dry

Date: 13/10/2024 Start: 15:51 Finish: 16:06

These results are provisional until the conclusion of any judicial and technical matters.

Silverstone International: 1.8508 miles

Clerk Of Course: Adam Buttercase	Stewards:	Timekeeper: Sarah Evans	
----------------------------------	-----------	-------------------------	---

Results can be found at [www.tsl-timing.com](http://www.tsl-timing.com)

Printed - 17:31 Sunday, 13 October 2024

# Demon Tweeks Audi TT Cup Championship

## RACE 19 - LAP CHART

LAP 1 @ 15:52:37.096			LAP 2 @ 15:53:52.908			LAP 3 @ 15:55:08.447			LAP 4 @ 15:56:23.802			LAP 5 @ 15:57:38.996		
NO	BEHIND	LAP TIME	NO	BEHIND	LAP TIME	NO	BEHIND	LAP TIME	NO	BEHIND	LAP TIME	NO	BEHIND	LAP TIME
11		1:17.930	11		1:15.812	11		1:15.539	11		1:15.355	11		1:15.194
45	1.308	1:19.238	45	1.091	1:15.595	45	0.774	1:15.222	45	0.722	1:15.303	45	0.833	1:15.305
454	2.181	1:20.111	454	2.082	1:15.713	454	1.778	1:15.235	48	2.929	1:15.970	48	3.113	1:15.378
48	2.599	1:20.529	48	2.367	1:15.580	48	2.314	1:15.486	454	3.143	1:16.720	72	4.184	1:15.994
72	4.065	1:21.995	72	4.425	1:16.172	72	3.794	1:14.908	72	3.384	1:14.945	6	4.437	1:15.947
52	4.230	1:22.160	6	5.203	1:16.425	6	4.249	1:14.585	6	3.684	1:14.790	57	4.705	1:15.648
57	4.387	1:22.317	57	5.669	1:17.094	57	4.777	1:14.647	57	4.251	1:14.829	454	5.143	1:17.194
6	4.590	1:22.520	22	6.275	1:17.144	22	6.298	1:15.562	22	6.496	1:15.553	22	7.068	1:15.766
73	4.703	1:22.633	52	8.119	1:19.701	52	9.024	1:16.444	52	9.875	1:16.206	52	10.698	1:16.017
22	4.943	1:22.873	113	9.382	1:18.967	113	10.843	1:17.000	113	11.798	1:16.310	113	13.207	1:16.603
37	5.256	1:23.186	44	9.606	1:19.904	44	11.101	1:17.034	44	12.060	1:16.314	44	13.614	1:16.748
44	5.514	1:23.444	37	9.889	1:20.445	37	11.442	1:17.092	47	12.983	1:16.637	77	14.804	1:16.870
51	5.734	1:23.664	47	10.336	1:18.636	47	11.701	1:16.904	77	13.128	1:16.362	40	15.132	1:16.667
113	6.227	1:24.157	77	10.599	1:19.930	77	12.121	1:17.061	40	13.659	1:16.452	5	16.777	1:16.962
77	6.481	1:24.411	123	10.829	1:18.547	40	12.562	1:17.087	37	14.077	1:17.990	37	17.158	1:18.275
47	7.512	1:25.442	40	11.014	1:17.274	123	13.251	1:17.961	123	14.732	1:16.836	123	17.820	1:18.282
123	8.094	1:26.024	87	11.258	1:17.260	5	13.432	1:17.207	5	15.009	1:16.932	87	18.550	1:18.182
40	9.552	1:27.482	5	11.764	1:17.594	87	13.832	1:18.113	87	15.562	1:17.085	33	18.871	1:18.147
87	9.810	1:27.740	33	12.618	1:17.706	33	14.481	1:17.402	33	15.918	1:16.792	24	24.532	1:17.520
5	9.982	1:27.912	24	16.474	1:19.150	24	19.046	1:18.111	24	22.206	1:18.515	73	37.195	1:18.264
33	10.724	1:28.654	55	25.137	1:24.892	73	31.203	1:20.091	73	34.125	1:18.277	47	45.221	1:47.432 P
24	13.136	1:31.066	73	26.651	1:37.760	55	33.019	1:23.421	55	40.817	1:23.153	55	48.538	1:22.915
55	16.057	1:33.987	75	1:01.736	1:45.602 P									
75	31.946	1:49.876												

# Demon Tweeks Audi TT Cup Championship

## RACE 19 - LAP CHART

LAP 6 @ 15:58:54.679			LAP 7 @ 16:00:10.374			LAP 8 @ 16:01:25.927			LAP 9 @ 16:02:41.328			LAP 10 @ 16:03:57.516		
NO	BEHIND	LAP TIME	NO	BEHIND	LAP TIME	NO	BEHIND	LAP TIME	NO	BEHIND	LAP TIME	NO	BEHIND	LAP TIME
11		1:15.683	11		1:15.695	11		1:15.553	11		1:15.401	11		1:16.188
45	0.547	1:15.397	45	0.287	1:15.435	45	0.357	1:15.623	45	0.325	1:15.369	45	0.374	1:16.237
48	3.050	1:15.620	6	4.413	1:16.363	6	4.164	1:15.304	6	4.156	1:15.393	55	1 Lap	1:23.880
72	3.351	1:14.850	72	5.258	1:17.602	72	5.397	1:15.692	72	5.269	1:15.273	6	3.323	1:15.355
6	3.745	1:14.991	57	5.472	1:17.037	57	6.280	1:16.361	57	6.585	1:15.706	72	4.472	1:15.391
57	4.130	1:15.108	48	5.607	1:18.252	48	6.554	1:16.500	48	6.894	1:15.741	57	6.032	1:15.635
454	4.959	1:15.499	454	5.768	1:16.504	454	7.307	1:17.092	454	7.687	1:15.781	48	6.611	1:15.905
22	9.699	1:18.314	22	11.059	1:17.055	52	13.399	1:17.697	52	14.149	1:16.151	454	7.606	1:16.107
52	10.964	1:15.949	52	11.255	1:15.986	22	13.848	1:18.342	22	14.551	1:16.104	52	15.502	1:17.541
44	14.687	1:16.756	44	15.238	1:16.246	44	15.918	1:16.233	44	16.598	1:16.081	22	15.975	1:17.612
113	15.201	1:17.677	77	16.089	1:16.083	77	16.722	1:16.186	77	17.509	1:16.188	44	16.694	1:16.284
77	15.701	1:16.580	113	16.464	1:16.958	113	17.279	1:16.368	113	18.260	1:16.382	77	17.453	1:16.132
40	16.106	1:16.657	40	16.994	1:16.583	40	18.090	1:16.649	40	19.632	1:16.943	113	18.971	1:16.899
5	17.539	1:16.445	5	18.121	1:16.277	5	18.625	1:16.057	5	19.950	1:16.726	40	20.464	1:17.020
37	18.121	1:16.646	37	19.003	1:16.577	37	19.823	1:16.373	37	21.078	1:16.656	5	21.081	1:17.319
123	18.821	1:16.684	123	19.864	1:16.738	123	20.916	1:16.605	123	22.182	1:16.667	37	21.533	1:16.643
33	19.852	1:16.664	33	20.683	1:16.526	33	21.792	1:16.662	33	23.409	1:17.018	123	22.918	1:16.924
87	21.843	1:18.976	87	23.440	1:17.292	87	25.635	1:17.748	87	27.197	1:16.963	33	24.073	1:16.852
24	26.800	1:17.951	24	29.158	1:18.053	24	31.820	1:18.215	24	34.286	1:17.867	87	27.899	1:16.890
73	39.560	1:18.048	73	41.702	1:17.837	73	43.759	1:17.610	73	46.160	1:17.802	24	36.257	1:18.159
55	56.325	1:23.470	55	1:03.322	1:22.692	55	1:10.267	1:22.498				73	47.811	1:17.839

# Demon Tweaks Audi TT Cup Championship

## RACE 19 - LAP CHART

LAP 11 @ 16:05:12.843			LAP 12 @ 16:06:28.495		
NO	BEHIND	LAP TIME	NO	BEHIND	LAP TIME
11		1:15.327	11		1:15.652
45	0.667	1:15.620	45	1.021	1:16.006
6	3.482	1:15.486	6	3.261	1:15.431
72	4.594	1:15.449	72	4.450	1:15.508
57	6.463	1:15.758	57	6.465	1:15.654
48	7.253	1:15.969	48	7.376	1:15.775
454	8.890	1:16.611	454	9.148	1:15.910
55	1 Lap	1:25.156	52	16.518	1:16.170
52	16.000	1:15.825	22	17.078	1:16.007
22	16.723	1:16.075	44	18.283	1:16.175
44	17.760	1:16.393	77	19.159	1:16.476
77	18.335	1:16.209	55	1 Lap	1:24.510
113	20.870	1:17.226	113	22.484	1:17.266
40	21.945	1:16.808	5	23.141	1:16.477
5	22.316	1:16.562	40	23.460	1:17.167
37	22.870	1:16.664	37	23.912	1:16.694
123	24.347	1:16.756	123	25.591	1:16.896
33	25.581	1:16.835	33	26.856	1:16.927
87	29.716	1:17.144	87	30.709	1:16.645
24	39.906	1:18.976	24	42.723	1:18.469
73	50.175	1:17.691	73	52.276	1:17.753

# Demon Tweeks Audi TT Cup Championship

## RACE 19 - LAP ANALYSIS

DIFF = Difference To Personal Best Lap

P1 11 Adam BLAIR				
LAP	LAP TIME	DIFF	MPH	TIME OF DAY
1 -	1:17.930	2.736	85.50	15:52:37.096
2 -	1:15.812	0.618	87.89	15:53:52.908
3 -	1:15.539	0.345	88.20	15:55:08.447
4 -	1:15.355 (3)	0.161	88.42	15:56:23.802
5 -	<b>1:15.194 (1)</b>		<b>88.61</b>	<b>15:57:38.996</b>
6 -	1:15.683	0.489	88.04	15:58:54.679
7 -	1:15.695	0.501	88.02	16:00:10.374
8 -	1:15.553	0.359	88.19	16:01:25.927
9 -	1:15.401	0.207	88.37	16:02:41.328
10 -	1:16.188	0.994	87.45	16:03:57.516
11 -	1:15.327 (2)	0.133	88.45	16:05:12.843
12 -	1:15.652	0.458	88.07	16:06:28.495

P2 45 Carl SWIFT				
LAP	LAP TIME	DIFF	MPH	TIME OF DAY
1 -	1:19.238	4.016	84.09	15:52:38.404
2 -	1:15.595	0.373	88.14	15:53:53.999
3 -	<b>1:15.222 (1)</b>		<b>88.58</b>	<b>15:55:09.221</b>
4 -	1:15.303 (2)	0.081	88.48	15:56:24.524
5 -	1:15.305 (3)	0.083	88.48	15:57:39.829
6 -	1:15.397	0.175	88.37	15:58:55.226
7 -	1:15.435	0.213	88.33	16:00:10.661
8 -	1:15.623	0.401	88.11	16:01:26.284
9 -	1:15.369	0.147	88.40	16:02:41.653
10 -	1:16.237	1.015	87.40	16:03:57.890
11 -	1:15.620	0.398	88.11	16:05:13.510
12 -	1:16.006	0.784	87.66	16:06:29.516

P3 6 Bradley BURNS				
LAP	LAP TIME	DIFF	MPH	TIME OF DAY
1 -	1:22.520	7.935	80.74	15:52:41.686
2 -	1:16.425	1.840	87.18	15:53:58.111
3 -	<b>1:14.585 (1)</b>		<b>89.33</b>	<b>15:55:12.696</b>
4 -	1:14.790 (2)	0.205	89.09	15:56:27.486
5 -	1:15.947	1.362	87.73	15:57:43.433
6 -	1:14.991 (3)	0.406	88.85	15:58:58.424
7 -	1:16.363	1.778	87.25	16:00:14.787
8 -	1:15.304	0.719	88.48	16:01:30.091
9 -	1:15.393	0.808	88.37	16:02:45.484
10 -	1:15.355	0.770	88.42	16:04:00.839
11 -	1:15.486	0.901	88.27	16:05:16.325
12 -	1:15.431	0.846	88.33	16:06:31.756

P4 72 Matt LUFF				
LAP	LAP TIME	DIFF	MPH	TIME OF DAY
1 -	1:21.995	7.145	81.26	15:52:41.161
2 -	1:16.172	1.322	87.47	15:53:57.333
3 -	1:14.908 (2)	0.058	88.95	15:55:12.241
4 -	1:14.945 (3)	0.095	88.90	15:56:27.186
5 -	1:15.994	1.144	87.68	15:57:43.180
6 -	<b>1:14.850 (1)</b>		<b>89.02</b>	<b>15:58:58.030</b>
7 -	1:17.602	2.752	85.86	16:00:15.632
8 -	1:15.692	0.842	88.03	16:01:31.324
9 -	1:15.273	0.423	88.52	16:02:46.597
10 -	1:15.391	0.541	88.38	16:04:01.988
11 -	1:15.449	0.599	88.31	16:05:17.437
12 -	1:15.508	0.658	88.24	16:06:32.945

DIFF = Difference To Personal Best Lap

P5 57 Sam HEADING				
LAP	LAP TIME	DIFF	MPH	TIME OF DAY
1 -	1:22.317	7.670	80.94	15:52:41.483
2 -	1:17.094	2.447	86.42	15:53:58.577
3 -	<b>1:14.647 (1)</b>		<b>89.26</b>	<b>15:55:13.224</b>
4 -	1:14.829 (2)	0.182	89.04	15:56:28.053
5 -	1:15.648	1.001	88.08	15:57:43.701
6 -	1:15.108 (3)	0.461	88.71	15:58:58.809
7 -	1:17.037	2.390	86.49	16:00:15.846
8 -	1:16.361	1.714	87.25	16:01:32.207
9 -	1:15.706	1.059	88.01	16:02:47.913
10 -	1:15.635	0.988	88.09	16:04:03.548
11 -	1:15.758	1.111	87.95	16:05:19.306
12 -	1:15.654	1.007	88.07	16:06:34.960

P6 48 William STACEY				
LAP	LAP TIME	DIFF	MPH	TIME OF DAY
1 -	1:20.529	5.151	82.74	15:52:39.695
2 -	1:15.580 (3)	0.202	88.16	15:53:55.275
3 -	1:15.486 (2)	0.108	88.27	15:55:10.761
4 -	1:15.970	0.592	87.70	15:56:26.731
5 -	<b>1:15.378 (1)</b>		<b>88.39</b>	<b>15:57:42.109</b>
6 -	1:15.620	0.242	88.11	15:58:57.729
7 -	1:18.252	2.874	85.15	16:00:15.981
8 -	1:16.500	1.122	87.10	16:01:32.481
9 -	1:15.741	0.363	87.97	16:02:48.222
10 -	1:15.905	0.527	87.78	16:04:04.127
11 -	1:15.969	0.591	87.70	16:05:20.096
12 -	1:15.775	0.397	87.93	16:06:35.871

P7 454 Ryan EDGE CUMBE				
LAP	LAP TIME	DIFF	MPH	TIME OF DAY
1 -	1:20.111	4.876	83.17	15:52:39.277
2 -	1:15.713 (3)	0.478	88.00	15:53:54.990
3 -	<b>1:15.235 (1)</b>		<b>88.56</b>	<b>15:55:10.225</b>
4 -	1:16.720	1.485	86.85	15:56:26.945
5 -	1:17.194	1.959	86.31	15:57:44.139
6 -	1:15.499 (2)	0.264	88.25	15:58:59.638
7 -	1:16.504	1.269	87.09	16:00:16.142
8 -	1:17.092	1.857	86.43	16:01:33.234
9 -	1:15.781	0.546	87.92	16:02:49.015
10 -	1:16.107	0.872	87.55	16:04:05.122
11 -	1:16.611	1.376	86.97	16:05:21.733
12 -	1:15.910	0.675	87.77	16:06:37.643

P8 52 Paul LUTI				
LAP	LAP TIME	DIFF	MPH	TIME OF DAY
1 -	1:22.160	6.335	81.10	15:52:41.326
2 -	1:19.701	3.876	83.60	15:54:01.027
3 -	1:16.444	0.619	87.16	15:55:17.471
4 -	1:16.206	0.381	87.43	15:56:33.677
5 -	1:16.017	0.192	87.65	15:57:49.694
6 -	1:15.949 (2)	0.124	87.73	15:59:05.643
7 -	1:15.986 (3)	0.161	87.69	16:00:21.629
8 -	1:17.697	1.872	85.75	16:01:39.326
9 -	1:16.151	0.326	87.50	16:02:55.477
10 -	1:17.541	1.716	85.93	16:04:13.018
11 -	<b>1:15.825 (1)</b>		<b>87.87</b>	<b>16:05:28.843</b>
12 -	1:16.170	0.345	87.47	16:06:45.013



# Demon Tweaks Audi TT Cup Championship

## RACE 19 - LAP ANALYSIS

DIFF = Difference To Personal Best Lap

P9 22 Jason PELOSI				
LAP	LAP TIME	DIFF	MPH	TIME OF DAY
1 -	1:22.873	7.320	80.40	15:52:42.039
2 -	1:17.144	1.591	86.37	15:53:59.183
3 -	1:15.562 (2)	0.009	88.18	15:55:14.745
4 -	<b>1:15.553 (1)</b>		<b>88.19</b>	<b>15:56:30.298</b>
5 -	1:15.766 (3)	0.213	87.94	15:57:46.064
6 -	1:18.314	2.761	85.08	15:59:04.378
7 -	1:17.055	1.502	86.47	16:00:21.433
8 -	1:18.342	2.789	85.05	16:01:39.775
9 -	1:16.104	0.551	87.55	16:02:55.879
10 -	1:17.612	2.059	85.85	16:04:13.491
11 -	1:16.075	0.522	87.58	16:05:29.566
12 -	1:16.007	0.454	87.66	16:06:45.573

P10 44 Charles BUDD				
LAP	LAP TIME	DIFF	MPH	TIME OF DAY
1 -	1:23.444	7.363	79.85	15:52:42.610
2 -	1:19.904	3.823	83.39	15:54:02.514
3 -	1:17.034	0.953	86.49	15:55:19.548
4 -	1:16.314	0.233	87.31	15:56:35.862
5 -	1:16.748	0.667	86.81	15:57:52.610
6 -	1:16.756	0.675	86.81	15:59:09.366
7 -	1:16.246	0.165	87.39	16:00:25.612
8 -	1:16.233 (3)	0.152	87.40	16:01:41.845
9 -	<b>1:16.081 (1)</b>		<b>87.58</b>	<b>16:02:57.926</b>
10 -	1:16.284	0.203	87.34	16:04:14.210
11 -	1:16.393	0.312	87.22	16:05:30.603
12 -	1:16.175 (2)	0.094	87.47	16:06:46.778

P11 77 Steve FODEN				
LAP	LAP TIME	DIFF	MPH	TIME OF DAY
1 -	1:24.411	8.328	78.93	15:52:43.577
2 -	1:19.930	3.847	83.36	15:54:03.507
3 -	1:17.061	0.978	86.46	15:55:20.568
4 -	1:16.362	0.279	87.25	15:56:36.930
5 -	1:16.870	0.787	86.68	15:57:53.800
6 -	1:16.580	0.497	87.01	15:59:10.380
7 -	<b>1:16.083 (1)</b>		<b>87.57</b>	<b>16:00:26.463</b>
8 -	1:16.186 (3)	0.103	87.46	16:01:42.649
9 -	1:16.188	0.105	87.45	16:02:58.837
10 -	1:16.132 (2)	0.049	87.52	16:04:14.969
11 -	1:16.209	0.126	87.43	16:05:31.178
12 -	1:16.476	0.393	87.12	16:06:47.654

P12 113 Andrew ROGERSON				
LAP	LAP TIME	DIFF	MPH	TIME OF DAY
1 -	1:24.157	7.847	79.17	15:52:43.323
2 -	1:18.967	2.657	84.37	15:54:02.290
3 -	1:17.000	0.690	86.53	15:55:19.290
4 -	<b>1:16.310 (1)</b>		<b>87.31</b>	<b>15:56:35.600</b>
5 -	1:16.603	0.293	86.98	15:57:52.203
6 -	1:17.677	1.367	85.78	15:59:09.880
7 -	1:16.958	0.648	86.58	16:00:26.838
8 -	1:16.368 (2)	0.058	87.25	16:01:43.206
9 -	1:16.382 (3)	0.072	87.23	16:02:59.588
10 -	1:16.899	0.589	86.64	16:04:16.487
11 -	1:17.226	0.916	86.28	16:05:33.713
12 -	1:17.266	0.956	86.23	16:06:50.979

DIFF = Difference To Personal Best Lap

P13 5 Sam MEAGHER				
LAP	LAP TIME	DIFF	MPH	TIME OF DAY
1 -	1:27.912	11.855	75.79	15:52:47.078
2 -	1:17.594	1.537	85.87	15:54:04.672
3 -	1:17.207	1.150	86.30	15:55:21.879
4 -	1:16.932	0.875	86.61	15:56:38.811
5 -	1:16.962	0.905	86.57	15:57:55.773
6 -	1:16.445 (3)	0.388	87.16	15:59:12.218
7 -	1:16.277 (2)	0.220	87.35	16:00:28.495
8 -	<b>1:16.057 (1)</b>		<b>87.60</b>	<b>16:01:44.552</b>
9 -	1:16.726	0.669	86.84	16:03:01.278
10 -	1:17.319	1.262	86.17	16:04:18.597
11 -	1:16.562	0.505	87.03	16:05:35.159
12 -	1:16.477	0.420	87.12	16:06:51.636

P14 40 Joe WEAVER				
LAP	LAP TIME	DIFF	MPH	TIME OF DAY
1 -	1:27.482	11.030	76.16	15:52:46.648
2 -	1:17.274	0.822	86.22	15:54:03.922
3 -	1:17.087	0.635	86.43	15:55:21.009
4 -	<b>1:16.452 (1)</b>		<b>87.15</b>	<b>15:56:37.461</b>
5 -	1:16.667	0.215	86.91	15:57:54.128
6 -	1:16.657	0.205	86.92	15:59:10.785
7 -	1:16.583 (2)	0.131	87.00	16:00:27.368
8 -	1:16.649 (3)	0.197	86.93	16:01:44.017
9 -	1:16.943	0.491	86.59	16:03:00.960
10 -	1:17.020	0.568	86.51	16:04:17.980
11 -	1:16.808	0.356	86.75	16:05:34.788
12 -	1:17.167	0.715	86.34	16:06:51.955

P15 37 David ROBB				
LAP	LAP TIME	DIFF	MPH	TIME OF DAY
1 -	1:23.186	6.813	80.10	15:52:42.352
2 -	1:20.445	4.072	82.82	15:54:02.797
3 -	1:17.092	0.719	86.43	15:55:19.889
4 -	1:17.990	1.617	85.43	15:56:37.879
5 -	1:18.275	1.902	85.12	15:57:56.154
6 -	1:16.646	0.273	86.93	15:59:12.800
7 -	1:16.577 (2)	0.204	87.01	16:00:29.377
8 -	<b>1:16.373 (1)</b>		<b>87.24</b>	<b>16:01:45.750</b>
9 -	1:16.656	0.283	86.92	16:03:02.406
10 -	1:16.643 (3)	0.270	86.93	16:04:19.049
11 -	1:16.664	0.291	86.91	16:05:35.713
12 -	1:16.694	0.321	86.88	16:06:52.407

P16 123 Joe MOSS				
LAP	LAP TIME	DIFF	MPH	TIME OF DAY
1 -	1:26.024	9.419	77.45	15:52:45.190
2 -	1:18.547	1.942	84.83	15:54:03.737
3 -	1:17.961	1.356	85.46	15:55:21.698
4 -	1:16.836	0.231	86.72	15:56:38.534
5 -	1:18.282	1.677	85.11	15:57:56.816
6 -	1:16.684 (3)	0.079	86.89	15:59:13.500
7 -	1:16.738	0.133	86.83	16:00:30.238
8 -	<b>1:16.605 (1)</b>		<b>86.98</b>	<b>16:01:46.843</b>
9 -	1:16.667 (2)	0.062	86.91	16:03:03.510
10 -	1:16.924	0.319	86.62	16:04:20.434
11 -	1:16.756	0.151	86.81	16:05:37.190
12 -	1:16.896	0.291	86.65	16:06:54.086

# Demon Tweeks Audi TT Cup Championship

## RACE 19 - LAP ANALYSIS

DIFF = Difference To Personal Best Lap

<b>P17 33 Patrick BOOTH</b>				
LAP	LAP TIME	DIFF	MPH	TIME OF DAY
1 -	1:28.654	12.128	75.15	15:52:47.820
2 -	1:17.706	1.180	85.74	15:54:05.526
3 -	1:17.402	0.876	86.08	15:55:22.928
4 -	1:16.792	0.266	86.76	15:56:39.720
5 -	1:18.147	1.621	85.26	15:57:57.867
6 -	1:16.664 (3)	0.138	86.91	15:59:14.531
7 -	<b>1:16.526 (1)</b>		<b>87.07</b>	<b>16:00:31.057</b>
8 -	1:16.662 (2)	0.136	86.91	16:01:47.719
9 -	1:17.018	0.492	86.51	16:03:04.737
10 -	1:16.852	0.326	86.70	16:04:21.589
11 -	1:16.835	0.309	86.72	16:05:38.424
12 -	1:16.927	0.401	86.61	16:06:55.351

<b>P18 87 Bradley KAYLOR</b>				
LAP	LAP TIME	DIFF	MPH	TIME OF DAY
1 -	1:27.740	11.095	75.94	15:52:46.906
2 -	1:17.260	0.615	86.24	15:54:04.166
3 -	1:18.113	1.468	85.30	15:55:22.279
4 -	1:17.085	0.440	86.44	15:56:39.364
5 -	1:18.182	1.537	85.22	15:57:57.546
6 -	1:18.976	2.331	84.37	15:59:16.522
7 -	1:17.292	0.647	86.20	16:00:33.814
8 -	1:17.748	1.103	85.70	16:01:51.562
9 -	1:16.963 (3)	0.318	86.57	16:03:08.525
10 -	1:16.890 (2)	0.245	86.65	16:04:25.415
11 -	1:17.144	0.499	86.37	16:05:42.559
12 -	<b>1:16.645 (1)</b>		<b>86.93</b>	<b>16:06:59.204</b>

<b>P19 24 Paul SAVAGE</b>				
LAP	LAP TIME	DIFF	MPH	TIME OF DAY
1 -	1:31.066	13.546	73.16	15:52:50.232
2 -	1:19.150	1.630	84.18	15:54:09.382
3 -	1:18.111	0.591	85.30	15:55:27.493
4 -	1:18.515	0.995	84.86	15:56:46.008
5 -	<b>1:17.520 (1)</b>		<b>85.95</b>	<b>15:58:03.528</b>
6 -	1:17.951 (3)	0.431	85.47	15:59:21.479
7 -	1:18.053	0.533	85.36	16:00:39.532
8 -	1:18.215	0.695	85.19	16:01:57.747
9 -	1:17.867 (2)	0.347	85.57	16:03:15.614
10 -	1:18.159	0.639	85.25	16:04:33.773
11 -	1:18.976	1.456	84.37	16:05:52.749
12 -	1:18.469	0.949	84.91	16:07:11.218

<b>P20 73 Ross MAKAR</b>				
LAP	LAP TIME	DIFF	MPH	TIME OF DAY
1 -	1:22.633	5.023	80.63	15:52:41.799
2 -	1:37.760	20.150	68.15	15:54:19.559
3 -	1:20.091	2.481	83.19	15:55:39.650
4 -	1:18.277	0.667	85.12	15:56:57.927
5 -	1:18.264	0.654	85.13	15:58:16.191
6 -	1:18.048	0.438	85.37	15:59:34.239
7 -	1:17.837	0.227	85.60	16:00:52.076
8 -	<b>1:17.610 (1)</b>		<b>85.85</b>	<b>16:02:09.686</b>
9 -	1:17.802	0.192	85.64	16:03:27.488
10 -	1:17.839	0.229	85.60	16:04:45.327
11 -	1:17.691 (2)	0.081	85.76	16:06:03.018
12 -	1:17.753 (3)	0.143	85.69	16:07:20.771

DIFF = Difference To Personal Best Lap

<b>P21 55 David RICHARDSON</b>				
LAP	LAP TIME	DIFF	MPH	TIME OF DAY
1 -	1:33.987	11.489	70.89	15:52:53.153
2 -	1:24.892	2.394	78.49	15:54:18.045
3 -	1:23.421	0.923	79.87	15:55:41.466
4 -	1:23.153	0.655	80.13	15:57:04.619
5 -	1:22.915 (3)	0.417	80.36	15:58:27.534
6 -	1:23.470	0.972	79.82	15:59:51.004
7 -	1:22.692 (2)	0.194	80.57	16:01:13.696
8 -	<b>1:22.498 (1)</b>		<b>80.76</b>	<b>16:02:36.194</b>
9 -	1:23.880	1.382	79.43	16:04:00.074
10 -	1:25.156	2.658	78.24	16:05:25.230
11 -	1:24.510	2.012	78.84	16:06:49.740

<b>P22 47 Daniel BUDD</b>				
LAP	LAP TIME	DIFF	MPH	TIME OF DAY
1 -	1:25.442	8.805	77.98	15:52:44.608
2 -	1:18.636 (3)	1.999	84.73	15:54:03.244
3 -	1:16.904 (2)	0.267	86.64	15:55:20.148
4 -	<b>1:16.637 (1)</b>		<b>86.94</b>	<b>15:56:36.785</b>
5 -	1:47.432 P	30.795	62.02	15:58:24.217

<b>P23 75 Oliver DEVINE-KING</b>				
LAP	LAP TIME	DIFF	MPH	TIME OF DAY
1 -	<b>1:49.876 (1)</b>		<b>60.64</b>	<b>15:53:09.042</b>
2 -	1:45.602 P		63.09	15:54:54.644

<b>P24 51 Luke HANDLEY</b>				
LAP	LAP TIME	DIFF	MPH	TIME OF DAY
1 -	<b>1:23.664 (1)</b>		<b>79.64</b>	<b>15:52:42.830</b>

# Demon Tweeks Audi TT Cup Championship

## RACE 19 - STATISTICS

<b>Competitors Started</b>	25
<b>Planned Start</b>	2024-10-13 @ 15:50:00.000
<b>Actual Start</b>	2024-10-13 @ 15:51:19.165
<b>Finish Time</b>	2024-10-13 @ 16:06:27.615
<b>Track Length</b>	1.8508mi.
<b>Total Laps</b>	259
<b>Total Distance Covered</b>	479.3823mi.

### Session Fastest Lap History

NO	CL	NAME	LAP TIME	TIME OF DAY	LAP	VEHICLE
11		Adam BLAIR	1:17.930	15:52:37.097	1	Audi TT 2.0 TFSI
11		Adam BLAIR	1:15.812	15:53:52.909	2	Audi TT 2.0 TFSI
45		Carl SWIFT	1:15.595	15:53:54.006	2	Audi TT 2.0 TFSI
48		William STACEY	1:15.580	15:53:55.289	2	Audi TT 2.0 TFSI
11		Adam BLAIR	1:15.539	15:55:08.448	3	Audi TT 2.0 TFSI
45		Carl SWIFT	1:15.222	15:55:09.229	3	Audi TT 2.0 TFSI
72		Matt LUFF	1:14.908	15:55:12.241	3	Audi TT 2.0 TFSI
6		Bradley BURNS	1:14.585	15:55:12.704	3	Audi TT 2.0 TFSI

### Session Leader History

NO	CL	NAME	FROM LAP	LAPS LED	DISTANCE	VEHICLE
11		Adam BLAIR	1	12	22.21 miles	Audi TT 2.0 TFSI

### Flag History

TYPE	TIME OF DAY
GREEN	15:51:19.165
FINISH	16:06:27.615

### Flag Statistics

TYPE	COUNT	TOTAL LAPS	TOTAL TIME
Green	1	12	16:05.832
Red	0	0	0.000
Safety Car	0	0	0.000
FCY	0	0	0.000

# Demon Tweeks Audi TT Cup Championship

## RACE 19 - STATISTICS

CLASS :

19 Starters

### Fastest Lap History

NO	NAME	LAP TIME	TIME OF DAY	LAP	VEHICLE
11	Adam BLAIR	<b>1:17.930</b>	15:52:37.097	1	Audi TT 2.0 TFSI
11	Adam BLAIR	<b>1:15.812</b>	15:53:52.909	2	Audi TT 2.0 TFSI
45	Carl SWIFT	<b>1:15.595</b>	15:53:54.006	2	Audi TT 2.0 TFSI
48	William STACEY	<b>1:15.580</b>	15:53:55.289	2	Audi TT 2.0 TFSI
11	Adam BLAIR	<b>1:15.539</b>	15:55:08.448	3	Audi TT 2.0 TFSI
45	Carl SWIFT	<b>1:15.222</b>	15:55:09.229	3	Audi TT 2.0 TFSI
72	Matt LUFF	<b>1:14.908</b>	15:55:12.241	3	Audi TT 2.0 TFSI
6	Bradley BURNS	<b>1:14.585</b>	15:55:12.704	3	Audi TT 2.0 TFSI

### Leader History

NO	NAME	FROM LAP	LAPS LED	DISTANCE	VEHICLE
11	Adam BLAIR	1	12	22.21 miles	Audi TT 2.0 TFSI

# Demon Tweeks Audi TT Cup Championship

## RACE 19 - STATISTICS

CLASS : M

4 Starters

### Fastest Lap History

NO	NAME	LAP TIME	TIME OF DAY	LAP	VEHICLE
33	Patrick BOOTH	<b>1:28.654</b>	15:52:47.827	1	Audi TT 2.0 TFSI
33	Patrick BOOTH	<b>1:17.706</b>	15:54:05.532	2	Audi TT 2.0 TFSI
33	Patrick BOOTH	<b>1:17.402</b>	15:55:22.934	3	Audi TT 2.0 TFSI
33	Patrick BOOTH	<b>1:16.792</b>	15:56:39.720	4	Audi TT 2.0 TFSI
33	Patrick BOOTH	<b>1:16.664</b>	15:59:14.535	6	Audi TT 2.0 TFSI
33	Patrick BOOTH	<b>1:16.526</b>	16:00:31.056	7	Audi TT 2.0 TFSI

### Leader History

NO	NAME	FROM LAP	LAPS LED	DISTANCE	VEHICLE
33	Patrick BOOTH	1	12	22.21 miles	Audi TT 2.0 TFSI

# Demon Tweaks Audi TT Cup Championship

## RACE 19 - STATISTICS

CLASS : G

2 Starters

### Fastest Lap History

NO	NAME	LAP TIME	TIME OF DAY	LAP	VEHICLE
113	Andrew ROGERSON	<b>1:24.157</b>	15:52:43.329	1	Audi TT 2.0 TFSI
113	Andrew ROGERSON	<b>1:18.967</b>	15:54:02.296	2	Audi TT 2.0 TFSI
123	Joe MOSS	<b>1:18.547</b>	15:54:03.738	2	Audi TT 2.0 TFSI
113	Andrew ROGERSON	<b>1:17.000</b>	15:55:19.296	3	Audi TT 2.0 TFSI
113	Andrew ROGERSON	<b>1:16.310</b>	15:56:35.606	4	Audi TT 2.0 TFSI

### Leader History

NO	NAME	FROM LAP	LAPS LED	DISTANCE	VEHICLE
113	Andrew ROGERSON	1	12	22.21 miles	Audi TT 2.0 TFSI