



# KENT MODELS

## MAZDA MX-5 CHAMPIONSHIP

### & CLAPHAM NORTH MOT

### CLUBMAN CHAMPIONSHIP



Silverstone GP Season Opener  
Silverstone GP  
15<sup>th</sup> / 16<sup>th</sup> March 2025



**Clapham North & Kent Models MX-5 Mk1 Championships**  
**QUALIFYING - RACE 1 - CLASSIFICATION - AMENDED**

POS	NO	CL	PIC	NAME	ENTRY	TIME	ON	LAPS	GAP	DIFF	MPH
1	76		1	Ali BRAY	Mazda MX-5 Mk1	2:36.159	4	7			84.38
2	77		2	Steve FODEN	Mazda MX-5 Mk1	2:37.485	4	6	1.326	1.326	83.67
3	3		3	Richard WOOTTEN	Mazda MX-5 Mk1	2:37.846	7	8	1.687	0.361	83.48
4	500	Club	1	Jordan PIMLEY	Mazda MX-5 Mk1	2:38.212	5	8	2.053	0.366	83.29
5	19		4	Adam SPARROW	Mazda MX-5 Mk1	2:38.680	7	8	2.521	0.468	83.04
6	21	R	1	Thomas WALKER	Mazda MX-5 Mk1	2:38.784	6	7	2.625	0.104	82.99
7	29		5	Adam CRAIG	Mazda MX-5 Mk1	2:38.790	7	8	2.631	0.006	82.98
8	28	Club	2	Jake PAICE	Mazda MX-5 Mk1	2:38.951	7	7	2.792	0.161	82.90
9	14		6	Connor CLIFFORD	Mazda MX-5 Mk1	2:39.020	7	8	2.861	0.069	82.86
10	6	Club R	1	Jack WARRY	Mazda MX-5 Mk1	2:39.240	7	8	3.081	0.220	82.75
11	55*	R	2	James SEALE	Mazda MX-5 Mk1	2:39.240	7	7	3.081	0.000	82.75
12	17		7	Harry STORER	Mazda MX-5 Mk1	2:39.251	7	8	3.092	0.011	82.74
13	1*	Club M	1	Jonathan GREENSMITH	Mazda MX-5 Mk1	2:39.292	4	6	3.133	0.041	82.72
14	22	Club	3	Matt FLOWERS	Mazda MX-5 Mk1	2:39.585	7	7	3.426	0.293	82.57
15	8		8	Neil CHISNALL	Mazda MX-5 Mk1	2:39.649	5	8	3.490	0.064	82.54
16	47		9	Andrey ABALUEV	Mazda MX-5 Mk1	2:39.798	3	7	3.639	0.149	82.46
17	478		10	Steve BARTLETT	Mazda MX-5 Mk1	2:40.033	4	8	3.874	0.235	82.34
18	88		11	William CHADWICK	Mazda MX-5 Mk1	2:40.089	3	6	3.930	0.056	82.31
19	64	R	3	Donovan DYER	Mazda MX-5 Mk1	2:40.109	7	8	3.950	0.020	82.30
20	52*	R	4	Paul SIMMARD	Mazda MX-5 Mk1	2:40.139	7	7	3.980	0.030	82.28
21	114*	Club	4	Beau PARRY	Mazda MX-5 Mk1	2:40.576	4	8	4.417	0.437	82.06
22	68	M(G)	1	Paul TUCKER	Mazda MX-5 Mk1	2:40.872	7	7	4.713	0.296	81.91
23	264	Club	5	William BREAME	Mazda MX-5 Mk1	2:41.059	4	8	4.900	0.187	81.81
24	59	Club R	2	Kevin BIRD	Mazda MX-5 Mk1	2:41.153	5	7	4.994	0.094	81.77
25	245	Club	6	Jack WOODCOCK	Mazda MX-5 Mk1	2:41.458	7	7	5.299	0.305	81.61
26	9	Club	7	Jamie TURNER	Mazda MX-5 Mk1	2:41.503	5	7	5.344	0.045	81.59
27	41	Club R	3	Oscar TREPES	Mazda MX-5 Mk1	2:41.754	4	8	5.595	0.251	81.46
28	71*		12	Pete SMITH	Mazda MX-5 Mk1	2:42.041	2	5	5.882	0.287	81.32
29	45	M	1	Graham RUMSEY	Mazda MX-5 Mk1	2:42.642	4	7	6.483	0.601	81.02
30	23	M	2	Martin TOLLEY	Mazda MX-5 Mk1	2:42.838	2	2	6.679	0.196	80.92
31	2	R	5	Matthew MCLUCKIE	Mazda MX-5 Mk1	2:43.347	7	7	7.188	0.509	80.67
32	65	Club M	2	Peter WILLIAMS	Mazda MX-5 Mk1	2:43.462	7	7	7.303	0.115	80.61
33	276*	Club R(G)	1	Kenan KOSETTA	Mazda MX-5 Mk1	2:43.467	7	7	7.308	0.005	80.61
34	67*	M	3	Clive CHISNALL	Mazda MX-5 Mk1	2:43.484	6	7	7.325	0.017	80.60
35	291	Club	8	Luke SOUCH	Mazda MX-5 Mk1	2:43.492	4	7	7.333	0.008	80.60
36	33*	Club R	4	Andi ISTRATE	Mazda MX-5 Mk1	2:43.521	3	8	7.362	0.029	80.58
37	57	Club R	5	Ryan BARLEY	Mazda MX-5 Mk1	2:43.549	7	7	7.390	0.028	80.57
38	75	Club M(G)	1	Nick Le DOYEN	Mazda MX-5 Mk1	2:43.769	7	7	7.610	0.220	80.46
39	50	M	4	Tim STORER	Mazda MX-5 Mk1	2:43.861	7	7	7.702	0.092	80.42
40	73	Club	9	Adam LAWRENCE	Mazda MX-5 Mk1	2:44.138	7	7	7.979	0.277	80.28
41	577*	M	5	Chris THELWELL	Mazda MX-5 Mk1	2:44.310	6	7	8.151	0.172	80.20
42	848	Club	10	Matthew CROZIER	Mazda MX-5 Mk1	2:44.580	6	7	8.421	0.270	80.06
43	63	Club	11	Thomas GREENWOOD	Mazda MX-5 Mk1	2:45.028	4	6	8.869	0.448	79.85
44	13	Club R	6	Charlie VYE	Mazda MX-5 Mk1	2:45.176	7	7	9.017	0.148	79.78
45	4	Club R	7	Callum THORP	Mazda MX-5 Mk1	2:46.160	3	7	10.001	0.984	79.30
46	96	R	6	Matthew TILLER	Mazda MX-5 Mk1	2:46.474	6	7	10.315	0.314	79.15
47	133	MR	1	Chris WINSTANLEY	Mazda MX-5 Mk1	2:46.604	6	7	10.445	0.130	79.09
48	25	Club	12	Tom CANNON	Mazda MX-5 Mk1	2:47.332	7	7	11.173	0.728	78.75
49	78	M	6	Richard BARTLETT	Mazda MX-5 Mk1	2:47.701	7	7	11.542	0.369	78.57
50	42	Club R	8	Ben HOY	Mazda MX-5 Mk1	2:47.739	6	7	11.580	0.038	78.56
51	95*	Club R	9	Mostafa SAYED	Mazda MX-5 Mk1	2:48.040	6	7	11.881	0.301	78.42
52	821	Club M	3	Chris WATTS	Mazda MX-5 Mk1	2:50.484	4	7	14.325	2.444	77.29
53	58	Club M	4	Dale WHITEMAN	Mazda MX-5 Mk1	2:51.327	6	7	15.168	0.843	76.91
54	145*	Club MR	1	Ben SMITH	Mazda MX-5 Mk1	2:52.195	4	7	16.036	0.868	76.52
55	178*	Club MR	2	Andrew GILLIGAN	Mazda MX-5 Mk1	2:55.922	3	7	19.763	3.727	74.90
56	60	Club MR	3	Stephen DAVIS	Mazda MX-5 Mk1	3:08.099	6	6	31.940	12.177	70.05
DQ	128	Club MR		Del PAICE	Mazda MX-5 Mk1						

Cars 114 & 178 - You must fit a working transponder

Cars 71 & 95 - You need to reposition your transponder - please see Timekeepers

Car 128 - Disqualified from the results of Qualifying - Contravention of Motorsport UK NCR(s): Ch.2 App.1, Art.1.13

No. 1, 55, 67, 95, 276, 577 - 1 Lap time disallowed; exceeding track limits.

No. 33, 52 - 2 Lap times disallowed; exceeding track limits.

Weather / Track : Bright / Dry

These results are provisional until the conclusion of any judicial and technical matters.

Date: 15/03/2025 Start: 09:00 Finish: 09:20

Silverstone GP: 3.6604 miles

Clerk Of Course: Paul Levitt

Timekeeper: Sarah Evans



# Clapham North & Kent Models MX-5 Mk1 Championships

## QUALIFYING - RACE 1 - LAP ANALYSIS

DIFF = Difference To Personal Best Lap, P = In Pit Lane, D = Time Disallowed

P1 76 Ali BRAY				
LAP	LAP TIME	MPH	DIFF	TIME OF DAY
1 -	2:39.231 (3)	82.75	3.072	09:03:59.715
2 -	2:39.354	82.69	3.195	09:06:39.069
3 -	2:36.642 (2)	84.12	0.483	09:09:15.711
4 -	<b>2:36.159 (1)</b>	<b>84.38</b>		<b>09:11:51.870</b>
5 -	2:38.571 P	83.10	2.412	09:14:30.441
6 -	4:38.439	47.32	2:02.280	09:19:08.880
7 -	2:44.951 P	79.88	8.792	09:21:53.831

P2 77 Steve FODEN				
LAP	LAP TIME	MPH	DIFF	TIME OF DAY
1 -	2:40.506	82.10	3.021	09:03:32.362
2 -	2:41.256	81.71	3.771	09:06:13.618
3 -	2:38.851 (3)	82.95	1.366	09:08:52.469
4 -	<b>2:37.485 (1)</b>	<b>83.67</b>		<b>09:11:29.954</b>
5 -	2:37.840 (2)	83.48	0.355	09:14:07.794
6 -	2:54.259 P	75.62	16.774	09:17:02.053

P3 3 Richard WOOTTEN				
LAP	LAP TIME	MPH	DIFF	TIME OF DAY
1 -	2:43.240	80.72	5.394	09:03:39.333
2 -	2:39.416 (3)	82.66	1.570	09:06:18.749
3 -	2:40.035	82.34	2.189	09:08:58.784
4 -	2:42.612	81.03	4.766	09:11:41.396
5 -	2:38.568 (2)	83.10	0.722	09:14:19.964
6 -	2:46.881	78.96	9.035	09:17:06.845
7 -	<b>2:37.846 (1)</b>	<b>83.48</b>		<b>09:19:44.691</b>
8 -	2:40.553	82.07	2.707	09:22:25.244

P4 500 Jordan PIMLEY				
LAP	LAP TIME	MPH	DIFF	TIME OF DAY
1 -	2:44.617	80.05	6.405	09:03:54.801
2 -	2:40.686	82.00	2.474	09:06:35.487
3 -	2:39.545	82.59	1.333	09:09:15.032
4 -	2:38.874 (2)	82.94	0.662	09:11:53.906
5 -	<b>2:38.212 (1)</b>	<b>83.29</b>		<b>09:14:32.118</b>
6 -	2:39.695	82.51	1.483	09:17:11.813
7 -	2:39.688	82.52	1.476	09:19:51.501
8 -	2:39.193 (3)	82.77	0.981	09:22:30.694

P5 19 Adam SPARROW				
LAP	LAP TIME	MPH	DIFF	TIME OF DAY
1 -	2:47.302	78.76	8.622	09:03:38.020
2 -	2:40.065 (3)	82.32	1.385	09:06:18.085
3 -	2:41.448	81.62	2.768	09:08:59.533
4 -	2:39.129 (2)	82.81	0.449	09:11:38.662
5 -	2:42.015	81.33	3.335	09:14:20.677
6 -	2:42.444	81.12	3.764	09:17:03.121
7 -	<b>2:38.680 (1)</b>	<b>83.04</b>		<b>09:19:41.801</b>
8 -	2:49.183 P	77.89	10.503	09:22:30.984

P6 21 Thomas WALKER				
LAP	LAP TIME	MPH	DIFF	TIME OF DAY
1 -	2:44.795	79.96	6.011	09:04:15.030
2 -	2:43.931	80.38	5.147	09:06:58.961
3 -	2:42.828 (3)	80.93	4.044	09:09:41.789
4 -	2:40.185 (2)	82.26	1.401	09:12:21.974
5 -	2:45.433	79.65	6.649	09:15:07.407
6 -	<b>2:38.784 (1)</b>	<b>82.99</b>		<b>09:17:46.191</b>

DIFF = Difference To Personal Best Lap, P = In Pit Lane, D = Time Disallowed

7 - 2:53.257 76.05 14.473 09:20:39.448

P7 29 Adam CRAIG				
LAP	LAP TIME	MPH	DIFF	TIME OF DAY
1 -	2:49.219	77.87	10.429	09:03:38.864
2 -	2:39.723	82.50	0.933	09:06:18.587
3 -	2:40.450	82.13	1.660	09:08:59.037
4 -	2:39.712 (3)	82.50	0.922	09:11:38.749
5 -	2:39.770	82.47	0.980	09:14:18.519
6 -	2:47.120	78.85	8.330	09:17:05.639
7 -	<b>2:38.790 (1)</b>	<b>82.98</b>		<b>09:19:44.429</b>
8 -	2:39.381 (2)	82.68	0.591	09:22:23.810

P8 28 Jake PAICE				
LAP	LAP TIME	MPH	DIFF	TIME OF DAY
1 -	2:43.805	80.44	4.854	09:04:01.220
2 -	3:04.918	71.26	25.967	09:07:06.138
3 -	2:40.162	82.27	1.211	09:09:46.300
4 -	2:39.053 (3)	82.85	0.102	09:12:25.353
5 -	2:40.024	82.34	1.073	09:15:05.377
6 -	2:38.965 (2)	82.89	0.014	09:17:44.342
7 -	<b>2:38.951 (1)</b>	<b>82.90</b>		<b>09:20:23.293</b>

P9 14 Connor CLIFFORD				
LAP	LAP TIME	MPH	DIFF	TIME OF DAY
1 -	2:42.642	81.02	3.622	09:04:00.962
2 -	2:44.396	80.15	5.376	09:06:45.358
3 -	2:42.655	81.01	3.635	09:09:28.013
4 -	2:39.714	82.50	0.694	09:12:07.727
5 -	2:39.261 (2)	82.74	0.241	09:14:46.988
6 -	2:40.872	81.91	1.852	09:17:27.860
7 -	<b>2:39.020 (1)</b>	<b>82.86</b>		<b>09:20:06.880</b>
8 -	2:39.506 (3)	82.61	0.486	09:22:46.386

P10 6 Jack WARRY				
LAP	LAP TIME	MPH	DIFF	TIME OF DAY
1 -	2:44.755	79.98	5.515	09:03:45.410
2 -	2:41.117	81.79	1.877	09:06:26.527
3 -	2:44.878	79.92	5.638	09:09:11.405
4 -	2:40.037 (3)	82.34	0.797	09:11:51.442
5 -	2:40.220	82.24	0.980	09:14:31.662
6 -	2:41.151	81.77	1.911	09:17:12.813
7 -	<b>2:39.240 (1)</b>	<b>82.75</b>		<b>09:19:52.053</b>
8 -	2:40.024 (2)	82.34	0.784	09:22:32.077

P11 55 James SEALE				
LAP	LAP TIME	MPH	DIFF	TIME OF DAY
1 -	2:47.589	78.63	8.349	09:04:07.816
2 -	<del>2:47.165</del> D	78.83	7.925	09:06:54.981
3 -	2:41.222	81.73	1.982	09:09:36.203
4 -	2:40.148 (3)	82.28	0.908	09:12:16.351
5 -	2:40.142 (2)	82.28	0.902	09:14:56.493
6 -	2:42.568	81.06	3.328	09:17:39.061
7 -	<b>2:39.240 (1)</b>	<b>82.75</b>		<b>09:20:18.301</b>

P12 17 Harry STORER				
LAP	LAP TIME	MPH	DIFF	TIME OF DAY
1 -	2:44.279	80.21	5.028	09:03:47.787
2 -	2:41.109	81.79	1.858	09:06:28.896
3 -	2:40.848	81.92	1.597	09:09:09.744

# Clapham North & Kent Models MX-5 Mk1 Championships

## QUALIFYING - RACE 1 - LAP ANALYSIS

DIFF = Difference To Personal Best Lap, P = In Pit Lane, D = Time Disallowed

4 -	2:40.007 (3)	82.35	0.756	09:11:49.751
5 -	2:40.129	82.29	0.878	09:14:29.880
6 -	2:44.095	80.30	4.844	09:17:13.975
7 -	<b>2:39.251 (1)</b>	<b>82.74</b>		<b>09:19:53.226</b>
8 -	2:39.556 (2)	82.59	0.305	09:22:32.782

P13 1 Jonathan GREENSMITH				
LAP	LAP TIME	MPH	DIFF	TIME OF DAY

1 -	2:50.101	77.47	10.809	09:04:01.404
2 -	2:43.675 (3)	80.51	4.383	09:06:45.079
3 -	2:41.722 (2)	81.48	2.430	09:09:26.801
4 -	<b>2:39.292 (1)</b>	<b>82.72</b>		<b>09:12:06.093</b>
5 -	<del>2:39.215</del> D	82.76		09:14:45.308
6 -	3:03.465 P	71.82	24.173	09:17:48.773

P14 22 Matt FLOWERS				
LAP	LAP TIME	MPH	DIFF	TIME OF DAY

1 -	2:44.792	79.96	5.207	09:04:08.765
2 -	2:43.653	80.52	4.068	09:06:52.418
3 -	2:47.737	78.56	8.152	09:09:40.155
4 -	2:42.170 (3)	81.25	2.585	09:12:22.325
5 -	2:42.465	81.11	2.880	09:15:04.790
6 -	2:40.906 (2)	81.89	1.321	09:17:45.696
7 -	<b>2:39.585 (1)</b>	<b>82.57</b>		<b>09:20:25.281</b>

P15 8 Neil CHISNALL				
LAP	LAP TIME	MPH	DIFF	TIME OF DAY

1 -	2:43.396	80.64	3.747	09:03:33.255
2 -	2:41.125	81.78	1.476	09:06:14.380
3 -	2:46.490	79.15	6.841	09:09:00.870
4 -	2:41.591	81.55	1.942	09:11:42.461
5 -	<b>2:39.649 (1)</b>	<b>82.54</b>		<b>09:14:22.110</b>
6 -	2:40.686 (3)	82.00	1.037	09:17:02.796
7 -	2:40.851	81.92	1.202	09:19:43.647
8 -	2:40.611 (2)	82.04	0.962	09:22:24.258

P16 47 Andrey ABALUEV				
LAP	LAP TIME	MPH	DIFF	TIME OF DAY

1 -	2:48.317	78.29	8.519	09:04:37.356
2 -	2:43.251	80.72	3.453	09:07:20.607
3 -	<b>2:39.798 (1)</b>	<b>82.46</b>		<b>09:10:00.405</b>
4 -	2:39.996 (2)	82.36	0.198	09:12:40.401
5 -	2:41.396 (3)	81.64	1.598	09:15:21.797
6 -	3:04.277	71.51	24.479	09:18:26.074
7 -	2:52.390	76.44	12.592	09:21:18.464

P17 478 Steve BARTLETT				
LAP	LAP TIME	MPH	DIFF	TIME OF DAY

1 -	2:52.732	76.29	12.699	09:04:00.747
2 -	2:44.255	80.22	4.222	09:06:45.002
3 -	2:40.665	82.02	0.632	09:09:25.667
4 -	<b>2:40.033 (1)</b>	<b>82.34</b>		<b>09:12:05.700</b>
5 -	2:40.059 (2)	82.33	0.026	09:14:45.759
6 -	2:41.635	81.52	1.602	09:17:27.394
7 -	2:40.208 (3)	82.25	0.175	09:20:07.602
8 -	2:52.173 P	76.53	12.140	09:22:59.775

P18 88 William CHADWICK				
LAP	LAP TIME	MPH	DIFF	TIME OF DAY

1 -	2:50.227 P	77.41	10.138	09:05:14.122
-----	------------	-------	--------	--------------

DIFF = Difference To Personal Best Lap, P = In Pit Lane, D = Time Disallowed

2 -	3:46.552	58.16	1:06.463	09:09:00.674
3 -	<b>2:40.089 (1)</b>	<b>82.31</b>		<b>09:11:40.763</b>
4 -	2:45.282 P	79.72	5.193	09:14:26.045
5 -	5:16.469	41.64	2:36.380	09:19:42.514
6 -	2:53.381 P	76.00	13.292	09:22:35.895

P19 64 Donovan DYER				
LAP	LAP TIME	MPH	DIFF	TIME OF DAY

1 -	2:44.586	80.06	4.477	09:04:00.572
2 -	2:41.944	81.37	1.835	09:06:42.516
3 -	2:40.763 (3)	81.97	0.654	09:09:23.279
4 -	2:40.235 (2)	82.24	0.126	09:12:03.514
5 -	2:41.011	81.84	0.902	09:14:44.525
6 -	2:42.727	80.98	2.618	09:17:27.252
7 -	<b>2:40.109 (1)</b>	<b>82.30</b>		<b>09:20:07.361</b>
8 -	2:46.539	79.12	6.430	09:22:53.900

P20 52 Paul SIMMARD				
LAP	LAP TIME	MPH	DIFF	TIME OF DAY

1 -	<del>2:54.720</del> D	75.42	14.581	09:04:02.869
2 -	2:45.091 (3)	79.82	4.952	09:06:47.960
3 -	2:41.724 (2)	81.48	1.585	09:09:29.684
4 -	<del>2:42.696</del> D	80.99	2.557	09:12:12.380
5 -	2:49.408	77.78	9.269	09:15:01.788
6 -	2:45.619	79.56	5.480	09:17:47.407
7 -	<b>2:40.139 (1)</b>	<b>82.28</b>		<b>09:20:27.546</b>

P21 114 Beau PARRY				
LAP	LAP TIME	MPH	DIFF	TIME OF DAY

1 -	2:45.590	79.58	5.014	09:03:58.864
2 -	2:46.693	79.05	6.117	09:06:45.557
3 -	2:41.949	81.37	1.373	09:09:27.506
4 -	<b>2:40.576 (1)</b>	<b>82.06</b>		<b>09:12:08.082</b>
5 -	2:46.341	79.22	5.765	09:14:54.423
6 -	2:41.731 (3)	81.47	1.155	09:17:36.154
7 -	2:41.607 (2)	81.54	1.031	09:20:17.761
8 -	3:07.204 P	70.39	26.628	09:23:24.965

P22 68 Paul TUCKER				
LAP	LAP TIME	MPH	DIFF	TIME OF DAY

1 -	2:48.271	78.31	7.399	09:03:57.477
2 -	2:45.777	79.49	4.905	09:06:43.254
3 -	2:45.842	79.45	4.970	09:09:29.096
4 -	2:43.368 (2)	80.66	2.496	09:12:12.464
5 -	2:44.037	80.33	3.165	09:14:56.501
6 -	2:43.514 (3)	80.59	2.642	09:17:40.015
7 -	<b>2:40.872 (1)</b>	<b>81.91</b>		<b>09:20:20.887</b>

P23 264 William BREAME				
LAP	LAP TIME	MPH	DIFF	TIME OF DAY

1 -	2:45.408	79.66	4.349	09:03:48.471
2 -	2:44.327	80.19	3.268	09:06:32.798
3 -	2:41.972 (2)	81.35	0.913	09:09:14.770
4 -	<b>2:41.059 (1)</b>	<b>81.81</b>		<b>09:11:55.829</b>
5 -	2:42.086 (3)	81.30	1.027	09:14:37.915
6 -	2:42.276	81.20	1.217	09:17:20.191
7 -	2:42.216	81.23	1.157	09:20:02.407
8 -	2:42.484	81.10	1.425	09:22:44.891

# Clapham North & Kent Models MX-5 Mk1 Championships

## QUALIFYING - RACE 1 - LAP ANALYSIS

DIFF = Difference To Personal Best Lap, P = In Pit Lane, D = Time Disallowed

P24 59 Kevin BIRD				
LAP	LAP TIME	MPH	DIFF	TIME OF DAY
1 -	2:49.073	77.94	7.920	09:04:05.148
2 -	2:47.211	78.80	6.058	09:06:52.359
3 -	2:42.943	80.87	1.790	09:09:35.302
4 -	2:41.497 (2)	81.59	0.344	09:12:16.799
5 -	<b>2:41.153 (1)</b>	<b>81.77</b>		<b>09:14:57.952</b>
6 -	2:41.887 (3)	81.40	0.734	09:17:39.839
7 -	2:42.969	80.86	1.816	09:20:22.808

P25 128 Del PAICE				
LAP	LAP TIME	MPH	DIFF	TIME OF DAY
1 -	2:50.564	77.26	9.258	09:04:09.133
2 -	2:44.471	80.12	3.165	09:06:53.604
3 -	2:42.456 (3)	81.11	1.150	09:09:36.060
4 -	2:42.066 D	81.31	0.760	09:12:18.126
5 -	2:40.636 D	82.03		09:14:58.762
6 -	2:41.598 (2)	81.54	0.292	09:17:40.360
7 -	<b>2:41.306 (1)</b>	<b>81.69</b>		<b>09:20:21.666</b>

P26 245 Jack WOODCOCK				
LAP	LAP TIME	MPH	DIFF	TIME OF DAY
1 -	2:52.120	76.56	10.662	09:03:48.403
2 -	2:48.243	78.32	6.785	09:06:36.646
3 -	2:53.972	75.74	12.514	09:09:30.618
4 -	2:43.860 (2)	80.42	2.402	09:12:14.478
5 -	2:45.117	79.80	3.659	09:14:59.595
6 -	2:44.574 (3)	80.07	3.116	09:17:44.169
7 -	<b>2:41.458 (1)</b>	<b>81.61</b>		<b>09:20:25.627</b>

P27 9 Jamie TURNER				
LAP	LAP TIME	MPH	DIFF	TIME OF DAY
1 -	2:47.289	78.77	5.786	09:05:06.059
2 -	2:43.986	80.35	2.483	09:07:50.045
3 -	2:43.815	80.44	2.312	09:10:33.860
4 -	2:43.335 (3)	80.67	1.832	09:13:17.195
5 -	<b>2:41.503 (1)</b>	<b>81.59</b>		<b>09:15:58.698</b>
6 -	2:44.991	79.86	3.488	09:18:43.689
7 -	2:41.645 (2)	81.52	0.142	09:21:25.334

P28 41 Oscar TREPES				
LAP	LAP TIME	MPH	DIFF	TIME OF DAY
1 -	2:46.543	79.12	4.789	09:03:41.409
2 -	2:44.289	80.21	2.535	09:06:25.698
3 -	2:44.419	80.14	2.665	09:09:10.117
4 -	<b>2:41.754 (1)</b>	<b>81.46</b>		<b>09:11:51.871</b>
5 -	2:42.027 (2)	81.33	0.273	09:14:33.898
6 -	2:42.982	80.85	1.228	09:17:16.880
7 -	2:42.915 (3)	80.88	1.161	09:19:59.795
8 -	2:49.811 P	77.60	8.057	09:22:49.606

P29 71 Pete SMITH				
LAP	LAP TIME	MPH	DIFF	TIME OF DAY
1 -	4:23.508	50.00	1:41.467	09:08:38.358
2 -	<b>2:42.041 (1)</b>	<b>81.32</b>		<b>09:11:20.399</b>
3 -	2:42.940 (2)	80.87	0.899	09:14:03.339
4 -	2:48.915 P	78.01	6.874	09:16:52.254
5 -	3:51.902	56.82	1:09.861	09:20:44.157

DIFF = Difference To Personal Best Lap, P = In Pit Lane, D = Time Disallowed

P30 45 Graham RUMSEY				
LAP	LAP TIME	MPH	DIFF	TIME OF DAY
1 -	2:49.044	77.95	6.402	09:04:26.988
2 -	2:46.334	79.22	3.692	09:07:13.322
3 -	2:43.422 (2)	80.63	0.780	09:09:56.744
4 -	<b>2:42.642 (1)</b>	<b>81.02</b>		<b>09:12:39.386</b>
5 -	2:45.230	79.75	2.588	09:15:24.616
6 -	2:45.284	79.72	2.642	09:18:09.900
7 -	2:44.023 (3)	80.34	1.381	09:20:53.923

P31 23 Martin TOLLEY				
LAP	LAP TIME	MPH	DIFF	TIME OF DAY
1 -	17:16.189	12.71	14:33.351	09:18:54.101
2 -	<b>2:42.838 (1)</b>	<b>80.92</b>		<b>09:21:36.939</b>

P32 2 Matthew MCLUCKIE				
LAP	LAP TIME	MPH	DIFF	TIME OF DAY
1 -	2:51.402	76.88	8.055	09:04:22.184
2 -	2:50.909	77.10	7.562	09:07:13.093
3 -	2:45.754 (3)	79.50	2.407	09:09:58.847
4 -	2:45.916	79.42	2.569	09:12:44.763
5 -	2:45.029 (2)	79.85	1.682	09:15:29.792
6 -	2:45.796	79.48	2.449	09:18:15.588
7 -	<b>2:43.347 (1)</b>	<b>80.67</b>		<b>09:20:58.935</b>

P33 65 Peter WILLIAMS				
LAP	LAP TIME	MPH	DIFF	TIME OF DAY
1 -	2:56.870	74.50	13.408	09:04:31.967
2 -	2:51.260	76.94	7.798	09:07:23.227
3 -	2:46.730	79.03	3.268	09:10:09.957
4 -	2:47.402	78.71	3.940	09:12:57.359
5 -	2:45.350 (3)	79.69	1.888	09:15:42.709
6 -	2:44.402 (2)	80.15	0.940	09:18:27.111
7 -	<b>2:43.462 (1)</b>	<b>80.61</b>		<b>09:21:10.573</b>

P34 276 Kenan KOUSSETA				
LAP	LAP TIME	MPH	DIFF	TIME OF DAY
1 -	2:48.585	78.16	5.118	09:03:49.521
2 -	2:47.440	78.70	3.973	09:06:36.961
3 -	2:52.712	76.29	9.245	09:09:29.673
4 -	2:45.630 (3)	79.56	2.163	09:12:15.303
5 -	2:45.369 (2)	79.68	1.902	09:15:00.672
6 -	2:45.527 D	79.61	2.060	09:17:46.199
7 -	<b>2:43.467 (1)</b>	<b>80.61</b>		<b>09:20:29.666</b>

P35 67 Clive CHISNALL				
LAP	LAP TIME	MPH	DIFF	TIME OF DAY
1 -	2:49.615	77.69	6.131	09:03:55.889
2 -	2:45.623	79.56	2.139	09:06:41.512
3 -	2:44.640 (3)	80.04	1.156	09:09:26.152
4 -	2:44.250 (2)	80.23	0.766	09:12:10.402
5 -	2:44.811	79.95	1.327	09:14:55.213
6 -	<b>2:43.484 (1)</b>	<b>80.60</b>		<b>09:17:38.697</b>
7 -	2:45.628 D	79.56	2.144	09:20:24.325

P36 291 Luke SOUCH				
LAP	LAP TIME	MPH	DIFF	TIME OF DAY
1 -	2:51.119	77.00	7.627	09:04:40.283
2 -	2:45.063	79.83	1.571	09:07:25.346

# Clapham North & Kent Models MX-5 Mk1 Championships

## QUALIFYING - RACE 1 - LAP ANALYSIS

DIFF = Difference To Personal Best Lap, P = In Pit Lane, D = Time Disallowed

3 -	2:44.796	79.96	1.304	09:10:10.142
<b>4 -</b>	<b>2:43.492 (1)</b>	<b>80.60</b>		<b>09:12:53.634</b>
5 -	2:44.405	80.15	0.913	09:15:38.039
6 -	2:44.053 (3)	80.32	0.561	09:18:22.092
7 -	2:43.653 (2)	80.52	0.161	09:21:05.745

### P37 33 Andi ISTRATE

LAP	LAP TIME	MPH	DIFF	TIME OF DAY
1 -	2:48.440	78.23	4.919	09:03:47.791
2 -	2:45.792	79.48	2.271	09:06:33.583
<b>3 -</b>	<b>2:43.521 (1)</b>	<b>80.58</b>		<b>09:09:17.104</b>
4 -	2:44.627 D	80.04	1.106	09:12:01.731
5 -	2:44.699	80.01	1.178	09:14:46.430
6 -	2:43.617 D	80.54	0.096	09:17:30.047
7 -	2:44.655 (3)	80.03	1.134	09:20:14.702
8 -	2:43.854 (2)	80.42	0.333	09:22:58.556

### P38 57 Ryan BARLEY

LAP	LAP TIME	MPH	DIFF	TIME OF DAY
1 -	2:56.667	74.59	13.118	09:04:28.635
2 -	2:50.544	77.26	6.995	09:07:19.179
3 -	2:49.043	77.95	5.494	09:10:08.222
4 -	2:45.197 (3)	79.77	1.648	09:12:53.419
5 -	2:50.580	77.25	7.031	09:15:43.999
6 -	2:43.916 (2)	80.39	0.367	09:18:27.915
7 -	<b>2:43.549 (1)</b>	<b>80.57</b>		<b>09:21:11.464</b>

### P39 75 Nick Le DOYEN

LAP	LAP TIME	MPH	DIFF	TIME OF DAY
1 -	2:52.025	76.60	8.256	09:03:57.575
2 -	2:53.430	75.98	9.661	09:06:51.005
3 -	2:49.689	77.65	5.920	09:09:40.694
4 -	2:44.327 (3)	80.19	0.558	09:12:25.021
5 -	2:44.783	79.97	1.014	09:15:09.804
6 -	2:44.121 (2)	80.29	0.352	09:17:53.925
7 -	<b>2:43.769 (1)</b>	<b>80.46</b>		<b>09:20:37.694</b>

### P40 50 Tim STORER

LAP	LAP TIME	MPH	DIFF	TIME OF DAY
1 -	2:50.599	77.24	6.738	09:04:18.661
2 -	2:49.058	77.94	5.197	09:07:07.719
3 -	2:45.999	79.38	2.138	09:09:53.718
4 -	2:44.684 (2)	80.01	0.823	09:12:38.402
5 -	2:46.411	79.18	2.550	09:15:24.813
6 -	2:44.999 (3)	79.86	1.138	09:18:09.812
7 -	<b>2:43.861 (1)</b>	<b>80.42</b>		<b>09:20:53.673</b>

### P41 73 Adam LAWRENCE

LAP	LAP TIME	MPH	DIFF	TIME OF DAY
1 -	3:08.826	69.78	24.688	09:04:16.538
2 -	2:52.327	76.46	8.189	09:07:08.865
3 -	2:45.422 (3)	79.66	1.284	09:09:54.287
4 -	2:46.385	79.20	2.247	09:12:40.672
5 -	2:45.622	79.56	1.484	09:15:26.294
6 -	2:44.400 (2)	80.15	0.262	09:18:10.694
7 -	<b>2:44.138 (1)</b>	<b>80.28</b>		<b>09:20:54.832</b>

### P42 577 Chris THELWELL

LAP	LAP TIME	MPH	DIFF	TIME OF DAY
1 -	2:48.548	78.18	4.238	09:03:50.585

DIFF = Difference To Personal Best Lap, P = In Pit Lane, D = Time Disallowed

2 -	2:52.694 D	76.30	8.381	09:06:43.276
3 -	4:51.136	45.26	2:06.826	09:11:34.412
4 -	2:44.496 (3)	80.11	0.186	09:14:18.908
5 -	2:44.441 (2)	80.13	0.131	09:17:03.349
<b>6 -</b>	<b>2:44.310 (1)</b>	<b>80.20</b>		<b>09:19:47.659</b>
7 -	2:45.064	79.83	0.754	09:22:32.723

### P43 848 Matthew CROZIER

LAP	LAP TIME	MPH	DIFF	TIME OF DAY
1 -	2:52.542	76.37	7.962	09:04:10.769
2 -	2:48.497	78.20	3.917	09:06:59.266
3 -	2:45.308 (3)	79.71	0.728	09:09:44.574
4 -	2:44.965 (2)	79.88	0.385	09:12:29.539
5 -	2:46.231	79.27	1.651	09:15:15.770
<b>6 -</b>	<b>2:44.580 (1)</b>	<b>80.06</b>		<b>09:18:00.350</b>
7 -	2:47.594	78.62	3.014	09:20:47.944

### P44 63 Thomas GREENWOOD

LAP	LAP TIME	MPH	DIFF	TIME OF DAY
1 -	2:55.553	75.06	10.525	09:04:28.969
2 -	2:47.129 (3)	78.84	2.101	09:07:16.098
3 -	2:45.199 (2)	79.76	0.171	09:10:01.297
<b>4 -</b>	<b>2:45.028 (1)</b>	<b>79.85</b>		<b>09:12:46.325</b>
5 -	2:49.943	77.54	4.915	09:15:36.268
6 -	3:06.931 P	70.49	21.903	09:18:43.199

### P45 13 Charlie VYE

LAP	LAP TIME	MPH	DIFF	TIME OF DAY
1 -	2:54.818	75.38	9.642	09:03:48.789
2 -	2:49.906	77.55	4.730	09:06:38.695
3 -	3:05.664	70.97	20.488	09:09:44.359
4 -	2:47.108	78.85	1.932	09:12:31.467
5 -	2:45.835 (3)	79.46	0.659	09:15:17.302
6 -	2:45.250 (2)	79.74	0.074	09:18:02.552
7 -	<b>2:45.176 (1)</b>	<b>79.78</b>		<b>09:20:47.728</b>

### P46 4 Callum THORP

LAP	LAP TIME	MPH	DIFF	TIME OF DAY
1 -	2:58.149	73.97	11.989	09:05:34.639
2 -	2:48.950 (3)	77.99	2.790	09:08:23.589
<b>3 -</b>	<b>2:46.160 (1)</b>	<b>79.30</b>		<b>09:11:09.749</b>
4 -	2:50.592	77.24	4.432	09:14:00.341
5 -	3:27.775	63.42	41.615	09:17:28.116
6 -	2:47.559 (2)	78.64	1.399	09:20:15.675
7 -	2:56.071	74.84	9.911	09:23:11.746

### P47 96 Matthew TILLER

LAP	LAP TIME	MPH	DIFF	TIME OF DAY
1 -	2:57.258	74.34	10.784	09:04:33.681
2 -	2:56.001	74.87	9.527	09:07:29.682
3 -	2:47.193 (2)	78.81	0.719	09:10:16.875
4 -	2:54.499	75.51	8.025	09:13:11.374
5 -	2:48.493 (3)	78.20	2.019	09:15:59.867
<b>6 -</b>	<b>2:46.474 (1)</b>	<b>79.15</b>		<b>09:18:46.341</b>
7 -	2:50.268	77.39	3.794	09:21:36.609

### P48 133 Chris WINSTANLEY

LAP	LAP TIME	MPH	DIFF	TIME OF DAY
1 -	3:00.058	73.18	13.454	09:04:31.738
2 -	2:54.418	75.55	7.814	09:07:26.156

# Clapham North & Kent Models MX-5 Mk1 Championships

## QUALIFYING - RACE 1 - LAP ANALYSIS

DIFF = Difference To Personal Best Lap, P = In Pit Lane, D = Time Disallowed

3 -	2:49.290	77.84	2.686	09:10:15.446
4 -	2:49.482	77.75	2.878	09:13:04.928
5 -	2:48.705 (3)	78.11	2.101	09:15:53.633
<b>6 -</b>	<b>2:46.604 (1)</b>	<b>79.09</b>		<b>09:18:40.237</b>
7 -	2:47.360 (2)	78.73	0.756	09:21:27.597

DIFF = Difference To Personal Best Lap, P = In Pit Lane, D = Time Disallowed

3 -	2:51.817 (2)	76.69	0.490	09:10:08.821
4 -	2:58.555	73.80	7.228	09:13:07.376
5 -	2:53.565 (3)	75.92	2.238	09:16:00.941
<b>6 -</b>	<b>2:51.327 (1)</b>	<b>76.91</b>		<b>09:18:52.268</b>
7 -	2:54.755	75.40	3.428	09:21:47.023

P49 25 Tom CANNON				
LAP	LAP TIME	MPH	DIFF	TIME OF DAY

1 -	3:03.095	71.97	15.763	09:04:28.875
2 -	2:54.135	75.67	6.803	09:07:23.010
3 -	2:51.244	76.95	3.912	09:10:14.254
4 -	2:49.857 (2)	77.58	2.525	09:13:04.111
5 -	2:52.819	76.25	5.487	09:15:56.930
6 -	2:50.526 (3)	77.27	3.194	09:18:47.456
<b>7 -</b>	<b>2:47.332 (1)</b>	<b>78.75</b>		<b>09:21:34.788</b>

P55 145 Ben SMITH				
LAP	LAP TIME	MPH	DIFF	TIME OF DAY

1 -	3:06.636	70.60	14.441	09:05:09.562
2 -	2:56.387	74.70	4.192	09:08:05.949
3 -	2:53.286 (2)	76.04	1.091	09:10:59.235
<b>4 -</b>	<b>2:52.195 (1)</b>	<b>76.52</b>		<b>09:13:51.430</b>
5 -	2:58.898	73.66	6.703	09:16:50.328
6 -	2:54.110 (3)	75.68	1.915	09:19:44.438
7 -	2:57.991	74.03	5.796	09:22:42.429

P50 78 Richard BARTLETT				
LAP	LAP TIME	MPH	DIFF	TIME OF DAY

1 -	2:57.982	74.04	10.281	09:04:30.428
2 -	2:55.193	75.21	7.492	09:07:25.621
3 -	2:49.344 (3)	77.81	1.643	09:10:14.965
4 -	2:51.084	77.02	3.383	09:13:06.049
5 -	2:50.414	77.32	2.713	09:15:56.463
6 -	2:48.695 (2)	78.11	0.994	09:18:45.158
<b>7 -</b>	<b>2:47.701 (1)</b>	<b>78.57</b>		<b>09:21:32.859</b>

P56 178 Andrew GILLIGAN				
LAP	LAP TIME	MPH	DIFF	TIME OF DAY

1 -	3:10.422	69.20	14.500	09:05:13.565
2 -	2:59.946	73.23	4.024	09:08:13.511
<b>3 -</b>	<b>2:55.922 (1)</b>	<b>74.90</b>		<b>09:11:09.433</b>
4 -	2:56.723 (3)	74.56	0.801	09:14:06.156
5 -	2:56.966	74.46	1.044	09:17:03.122
6 -	2:56.495 (2)	74.66	0.573	09:19:59.618
7 -	2:57.736	74.14	1.814	09:22:57.354

P51 42 Ben HOY				
LAP	LAP TIME	MPH	DIFF	TIME OF DAY

1 -	2:56.176	74.79	8.437	09:04:45.821
2 -	2:50.737	77.18	2.998	09:07:36.558
3 -	2:49.173	77.89	1.434	09:10:25.731
4 -	2:48.709 (3)	78.10	0.970	09:13:14.440
5 -	2:50.413	77.32	2.674	09:16:04.853
<b>6 -</b>	<b>2:47.739 (1)</b>	<b>78.56</b>		<b>09:18:52.592</b>
7 -	2:48.271 (2)	78.31	0.532	09:21:40.863

P57 60 Stephen DAVIS				
LAP	LAP TIME	MPH	DIFF	TIME OF DAY

1 -	3:41.800	59.41	33.701	09:05:53.247
2 -	3:18.256	66.46	10.157	09:09:11.503
3 -	3:21.276	65.47	13.177	09:12:32.779
4 -	3:15.262 (3)	67.48	7.163	09:15:48.041
5 -	3:10.338 (2)	69.23	2.239	09:18:58.379
<b>6 -</b>	<b>3:08.099 (1)</b>	<b>70.05</b>		<b>09:22:06.478</b>

P52 95 Mostafa SAYED				
LAP	LAP TIME	MPH	DIFF	TIME OF DAY

1 -	3:06.860	70.52	18.820	09:05:07.904
2 -	2:48.985 (3)	77.98	0.945	09:07:56.889
3 -	2:48.927 (2)	78.00	0.887	09:10:45.816
4 -	2:49.838 D	77.59	1.798	09:13:35.654
5 -	2:57.936	74.05	9.896	09:16:33.590
<b>6 -</b>	<b>2:48.040 (1)</b>	<b>78.42</b>		<b>09:19:21.630</b>
7 -	2:51.426	76.87	3.386	09:22:13.056

P53 821 Chris WATTS				
LAP	LAP TIME	MPH	DIFF	TIME OF DAY

1 -	2:54.764	75.40	4.280	09:03:58.379
2 -	2:54.227	75.63	3.743	09:06:52.606
3 -	2:51.761	76.72	1.277	09:09:44.367
<b>4 -</b>	<b>2:50.484 (1)</b>	<b>77.29</b>		<b>09:12:34.851</b>
5 -	2:51.751 (3)	76.72	1.267	09:15:26.602
6 -	2:52.498	76.39	2.014	09:18:19.100
7 -	2:50.703 (2)	77.19	0.219	09:21:09.803

P54 58 Dale WHITEMAN				
LAP	LAP TIME	MPH	DIFF	TIME OF DAY

1 -	3:03.955	71.63	12.628	09:04:18.870
2 -	2:58.134	73.97	6.807	09:07:17.004

# Clapham North & Kent Models MX-5 Mk1 Championships

## QUALIFYING - RACE 1 - STATISTICS

**Competitors Started** 57  
**Planned Start** 2025-03-15 @ 09:00:00.000  
**Actual Start** 2025-03-15 @ 09:00:12.502  
**Finish Time** 2025-03-15 @ 09:20:18.151  
**Track Length** 3.6604mi.  
**Total Laps** 401  
**Total Distance Covered** 1467.8595mi.

### Session Fastest Lap History

NO	CL	NAME	LAP TIME	TIME OF DAY	LAP	VEHICLE
77		Steve FODEN	2:40.506	09:03:32.352	1	Mazda MX-5 Mk1
76		Ali BRAY	2:39.231	09:03:59.712	1	Mazda MX-5 Mk1
77		Steve FODEN	2:38.851	09:08:52.460	3	Mazda MX-5 Mk1
76		Ali BRAY	2:36.642	09:09:15.708	3	Mazda MX-5 Mk1
76		Ali BRAY	2:36.159	09:11:51.866	4	Mazda MX-5 Mk1

### Flag History

TYPE	TIME OF DAY
GREEN	09:00:12.502
FINISH	09:20:18.151

### Flag Statistics

TYPE	COUNT	TOTAL LAPS	TOTAL TIME
Green	1	8	24:48.070
Red	0	0	0.000
Safety Car	0	0	0.000
FCY	0	0	0.000



# Clapham North & Kent Models MX-5 Mk1 Championships

## QUALIFYING - RACE 1 - STATISTICS

CLASS :

12 Starters

### Fastest Lap History

NO	NAME	LAP TIME	TIME OF DAY	LAP	VEHICLE
77	Steve FODEN	<b>2:40.506</b>	09:03:32.352	1	Mazda MX-5 Mk1
76	Ali BRAY	<b>2:39.231</b>	09:03:59.712	1	Mazda MX-5 Mk1
77	Steve FODEN	<b>2:38.851</b>	09:08:52.460	3	Mazda MX-5 Mk1
76	Ali BRAY	<b>2:36.642</b>	09:09:15.708	3	Mazda MX-5 Mk1
76	Ali BRAY	<b>2:36.159</b>	09:11:51.866	4	Mazda MX-5 Mk1

# Clapham North & Kent Models MX-5 Mk1 Championships

## QUALIFYING - RACE 1 - STATISTICS

CLASS : R

6 Starters

### Fastest Lap History

NO	NAME	LAP TIME	TIME OF DAY	LAP	VEHICLE
64	Donovan DYER	<b>2:44.586</b>	09:04:00.568	1	Mazda MX-5 Mk1
64	Donovan DYER	<b>2:41.944</b>	09:06:42.513	2	Mazda MX-5 Mk1
64	Donovan DYER	<b>2:40.763</b>	09:09:23.274	3	Mazda MX-5 Mk1
64	Donovan DYER	<b>2:40.235</b>	09:12:03.506	4	Mazda MX-5 Mk1
55	James SEALE	<b>2:40.148</b>	09:12:16.348	4	Mazda MX-5 Mk1
55	James SEALE	<b>2:40.142</b>	09:14:56.489	5	Mazda MX-5 Mk1
21	Thomas WALKER	<b>2:38.784</b>	09:17:46.189	6	Mazda MX-5 Mk1

# Clapham North & Kent Models MX-5 Mk1 Championships

## QUALIFYING - RACE 1 - STATISTICS

CLASS : M

6 Starters

### Fastest Lap History

NO	NAME	LAP TIME	TIME OF DAY	LAP	VEHICLE
577	Chris THELWELL	<b>2:48.548</b>	09:03:50.584	1	Mazda MX-5 Mk1
67	Clive CHISNALL	<b>2:45.623</b>	09:06:41.502	2	Mazda MX-5 Mk1
67	Clive CHISNALL	<b>2:44.640</b>	09:09:26.147	3	Mazda MX-5 Mk1
45	Graham RUMSEY	<b>2:43.422</b>	09:09:56.742	3	Mazda MX-5 Mk1
45	Graham RUMSEY	<b>2:42.642</b>	09:12:39.382	4	Mazda MX-5 Mk1

# Clapham North & Kent Models MX-5 Mk1 Championships

## QUALIFYING - RACE 1 - STATISTICS

CLASS : MR

1 Starters

### Fastest Lap History

NO	NAME	LAP TIME	TIME OF DAY	LAP	VEHICLE
133	Chris WINSTANLEY	<b>3:00.058</b>	09:04:31.734	1	Mazda MX-5 Mk1
133	Chris WINSTANLEY	<b>2:54.418</b>	09:07:26.153	2	Mazda MX-5 Mk1
133	Chris WINSTANLEY	<b>2:49.290</b>	09:10:15.443	3	Mazda MX-5 Mk1
133	Chris WINSTANLEY	<b>2:48.705</b>	09:15:53.624	5	Mazda MX-5 Mk1
133	Chris WINSTANLEY	<b>2:46.604</b>	09:18:40.235	6	Mazda MX-5 Mk1

# Clapham North & Kent Models MX-5 Mk1 Championships

## QUALIFYING - RACE 1 - STATISTICS

CLASS : M (G)

1 Starters

### Fastest Lap History

NO	NAME	LAP TIME	TIME OF DAY	LAP	VEHICLE
68	Paul TUCKER	<b>2:48.271</b>	09:03:57.462	1	Mazda MX-5 Mk1
68	Paul TUCKER	<b>2:45.777</b>	09:06:43.240	2	Mazda MX-5 Mk1
68	Paul TUCKER	<b>2:43.368</b>	09:12:12.464	4	Mazda MX-5 Mk1
68	Paul TUCKER	<b>2:40.872</b>	09:20:20.873	7	Mazda MX-5 Mk1

# Clapham North & Kent Models MX-5 Mk1 Championships

## QUALIFYING - RACE 1 - STATISTICS

CLASS : Club M

4 Starters

### Fastest Lap History

NO	NAME	LAP TIME	TIME OF DAY	LAP	VEHICLE
821	Chris WATTS	<b>2:54.764</b>	09:03:58.366	1	Mazda MX-5 Mk1
1	Jonathan GREENSMITH	<b>2:50.101</b>	09:04:01.401	1	Mazda MX-5 Mk1
1	Jonathan GREENSMITH	<b>2:43.675</b>	09:06:45.079	2	Mazda MX-5 Mk1
1	Jonathan GREENSMITH	<b>2:41.722</b>	09:09:26.798	3	Mazda MX-5 Mk1
1	Jonathan GREENSMITH	<b>2:39.292</b>	09:12:06.090	4	Mazda MX-5 Mk1

# Clapham North & Kent Models MX-5 Mk1 Championships

## QUALIFYING - RACE 1 - STATISTICS

CLASS : Club R

9 Starters

### Fastest Lap History

NO	NAME	LAP TIME	TIME OF DAY	LAP	VEHICLE
41	Oscar TREPES	<b>2:46.543</b>	09:03:41.406	1	Mazda MX-5 Mk1
6	Jack WARRY	<b>2:44.755</b>	09:03:45.428	1	Mazda MX-5 Mk1
41	Oscar TREPES	<b>2:44.289</b>	09:06:25.695	2	Mazda MX-5 Mk1
6	Jack WARRY	<b>2:41.117</b>	09:06:26.579	2	Mazda MX-5 Mk1
6	Jack WARRY	<b>2:40.037</b>	09:11:51.492	4	Mazda MX-5 Mk1
6	Jack WARRY	<b>2:39.240</b>	09:19:52.104	7	Mazda MX-5 Mk1

# Clapham North & Kent Models MX-5 Mk1 Championships

## QUALIFYING - RACE 1 - STATISTICS

CLASS : Club

12 Starters

### Fastest Lap History

NO	NAME	LAP TIME	TIME OF DAY	LAP	VEHICLE
245	Jack WOODCOCK	2:52.120	09:03:48.406	1	Mazda MX-5 Mk1
264	William BREAME	2:45.408	09:03:48.471	1	Mazda MX-5 Mk1
500	Jordan PIMLEY	2:44.617	09:03:54.796	1	Mazda MX-5 Mk1
28	Jake PAICE	2:43.805	09:04:01.219	1	Mazda MX-5 Mk1
500	Jordan PIMLEY	2:40.686	09:06:35.483	2	Mazda MX-5 Mk1
500	Jordan PIMLEY	2:39.545	09:09:15.027	3	Mazda MX-5 Mk1
500	Jordan PIMLEY	2:38.874	09:11:53.902	4	Mazda MX-5 Mk1
500	Jordan PIMLEY	2:38.212	09:14:32.112	5	Mazda MX-5 Mk1



# Clapham North & Kent Models MX-5 Mk1 Championships

## QUALIFYING - RACE 1 - STATISTICS

CLASS : Club MR

4 Starters

### Fastest Lap History

NO	NAME	LAP TIME	TIME OF DAY	LAP	VEHICLE
128	Del PAICE	<b>2:50.564</b>	09:04:09.126	1	Mazda MX-5 Mk1
128	Del PAICE	<b>2:44.471</b>	09:06:53.596	2	Mazda MX-5 Mk1
128	Del PAICE	<b>2:42.456</b>	09:09:36.053	3	Mazda MX-5 Mk1
128	Del PAICE	<b>2:41.598</b>	09:17:40.353	6	Mazda MX-5 Mk1
128	Del PAICE	<b>2:41.306</b>	09:20:21.659	7	Mazda MX-5 Mk1

# Clapham North & Kent Models MX-5 Mk1 Championships

## QUALIFYING - RACE 1 - STATISTICS

CLASS : Club M(G)

1 Starters

### Fastest Lap History

NO	NAME	LAP TIME	TIME OF DAY	LAP	VEHICLE
75	Nick Le DOYEN	<b>2:52.025</b>	09:03:57.575	1	Mazda MX-5 MK1
75	Nick Le DOYEN	<b>2:49.689</b>	09:09:40.695	3	Mazda MX-5 MK1
75	Nick Le DOYEN	<b>2:44.327</b>	09:12:25.021	4	Mazda MX-5 MK1
75	Nick Le DOYEN	<b>2:44.121</b>	09:17:53.926	6	Mazda MX-5 MK1
75	Nick Le DOYEN	<b>2:43.769</b>	09:20:37.694	7	Mazda MX-5 MK1

# Clapham North & Kent Models MX-5 Mk1 Championships

## QUALIFYING - RACE 1 - STATISTICS

CLASS : Club R(G)

1 Starters

### Fastest Lap History

NO	NAME	LAP TIME	TIME OF DAY	LAP	VEHICLE
276	Kenan KOUSETTA	<b>2:48.585</b>	09:03:49.517	1	Mazda MX-5 Mk1
276	Kenan KOUSETTA	<b>2:47.440</b>	09:06:36.955	2	Mazda MX-5 Mk1
276	Kenan KOUSETTA	<b>2:45.630</b>	09:12:15.298	4	Mazda MX-5 Mk1
276	Kenan KOUSETTA	<b>2:45.369</b>	09:15:00.667	5	Mazda MX-5 Mk1
276	Kenan KOUSETTA	<b>2:43.467</b>	09:20:29.660	7	Mazda MX-5 Mk1

# Clapham North & Kent Models MX-5 Mk1 Championships

## RACE 1 - GRID (20 minutes) - AMENDED



ROW 29				57	<b>128</b>	2:41.306 Del PAICE	
ROW 28	56	<b>60</b>	3:08.099 Stephen DAVIS	55	<b>178</b>	2:55.922 Andrew GILLIGAN	
ROW 27		54	<b>145</b>	2:52.195 Ben SMITH	53	<b>58</b>	2:51.327 Dale WHITEMAN
ROW 26	52	<b>821</b>	2:50.484 Chris WATTS	51	<b>95</b>	2:48.040 Mostafa SAYED	
ROW 25		50	<b>42</b>	2:47.739 Ben HOY	49	<b>78</b>	2:47.701 Richard BARTLETT
ROW 24	48	<b>25</b>	2:47.332 Tom CANNON	47	<b>133</b>	2:46.604 Chris WINSTANLEY	
ROW 23		46	<b>96</b>	2:46.474 Matthew TILLER	45	<b>4</b>	2:46.160 Callum THORP
ROW 22	44	<b>13</b>	2:45.176 Charlie VYE	43	<b>63</b>	2:45.028 Thomas GREENWOOD	
ROW 21		42	<b>848</b>	2:44.580 Matthew CROZIER	41	<b>577</b>	2:44.310 Chris THELWELL
ROW 20	40	<b>73</b>	2:44.138 Adam LAWRENCE	39	<b>50</b>	2:43.861 Tim STORER	
ROW 19		38	<b>75</b>	2:43.769 Nick Le DOYEN	37	<b>57</b>	2:43.549 Ryan BARLEY
ROW 18	36	<b>33</b>	2:43.521 Andi ISTRATE	35	<b>291</b>	2:43.492 Luke SOUCH	
ROW 17		34	<b>67</b>	2:43.484 Clive CHISNALL	33	<b>276</b>	2:43.467 Kenan KOUSETTA
ROW 16	32	<b>65</b>	2:43.462 Peter WILLIAMS	31	<b>2</b>	2:43.347 Matthew MCLUCKIE	
ROW 15		30	<b>23</b>	2:42.838 Martin TOLLEY	29	<b>45</b>	2:42.642 Graham RUMSEY
ROW 14	28	<b>71</b>	2:42.041 Pete SMITH	27	<b>41</b>	2:41.754 Oscar TREPES	
ROW 13		26	<b>9</b>	2:41.503 Jamie TURNER	25	<b>245</b>	2:41.458 Jack WOODCOCK
ROW 12	24	<b>59</b>	2:41.153 Kevin BIRD	23	<b>264</b>	2:41.059 William BREAME	
ROW 11		22	<b>68</b>	2:40.872 Paul TUCKER	21	<b>114</b>	2:40.576 Beau PARRY
ROW 10	20	<b>52</b>	2:40.139 Paul SIMMARD	19	<b>64</b>	2:40.109 Donovan DYER	
ROW 9		18	<b>88</b>	2:40.089 William CHADWICK	17	<b>478</b>	2:40.033 Steve BARTLETT
ROW 8	16	<b>47</b>	2:39.798 Andrey ABALUEV	15	<b>8</b>	2:39.649 Neil CHISNALL	
ROW 7		14	<b>22</b>	2:39.585 Matt FLOWERS	13	<b>1</b>	2:39.292 Jonathan GREENSMITH
ROW 6	12	<b>17</b>	2:39.251 Harry STORER	11	<b>55</b>	2:39.240 James SEALE	
ROW 5		10	<b>6</b>	2:39.240 Jack WARRY	9	<b>14</b>	2:39.020 Connor CLIFFORD
ROW 4	8	<b>28</b>	2:38.951 Jake PAICE	7	<b>29</b>	2:38.790 Adam CRAIG	
ROW 3		6	<b>21</b>	2:38.784 Thomas WALKER	5	<b>19</b>	2:38.680 Adam SPARROW
ROW 2	4	<b>500</b>	2:38.212 Jordan PIMLEY	3	<b>3</b>	2:37.846 Richard WOOTTEN	
ROW 1		2	<b>77</b>	2:37.485 Steve FODEN	1	<b>76</b>	2:36.159 Ali BRAY

Pole

Car 128 - Disqualified from the results of qualifying - moved to back of grid

These results are provisional until the conclusion of any judicial and technical matters.

Silverstone GP: 3.6604 miles

Clerk Of Course: Paul Levitt

Timekeeper: Sarah Evans



# Clapham North & Kent Models MX-5 Mk1 Championships

## RACE 1 - CLASSIFICATION

Race Distance: 8 Laps / 29.28 miles

POS	NO	CL	PIC	NAME	ENTRY	LAPS	TIME	GAP	DIFF	MPH	BEST	ON	GRD	↑↓
1	76		1	Ali BRAY	Mazda MX-5 Mk1	8	21:10.064			83.00	2:36.968	8	1	0
2	77		2	Steve FODEN	Mazda MX-5 Mk1	8	21:10.340	0.276	0.276	82.98	2:36.442	8	2	0
3	19		3	Adam SPARROW	Mazda MX-5 Mk1	8	21:13.868	3.804	3.528	82.75	2:37.487	2	5	2
4	3		4	Richard WOOTTEN	Mazda MX-5 Mk1	8	21:13.974	3.910	0.106	82.75	2:37.587	6	3	-1
5	500	Club	1	Jordan PIMLEY	Mazda MX-5 Mk1	8	21:14.020	3.956	0.046	82.74	2:37.062	6	4	-1
6	88		5	William CHADWICK	Mazda MX-5 Mk1	8	21:27.439	17.375	13.419	81.88	2:38.596	3	18	12
7	1	Club M	1	Jonathan GREENSMITH	Mazda MX-5 Mk1	8	21:27.593	17.529	0.154	81.87	2:39.401	8	13	6
8	6	Club R	1	Jack WARRY	Mazda MX-5 Mk1	8	21:28.074	18.010	0.481	81.84	2:39.331	4	10	2
9	14		6	Connor CLIFFORD	Mazda MX-5 Mk1	8	21:38.639	28.575	10.565	81.17	2:39.172	3	9	0
10	17		7	Harry STORER	Mazda MX-5 Mk1	8	21:39.148	29.084	0.509	81.14	2:40.591	7	12	2
11	28	Club	2	Jake PAICE	Mazda MX-5 Mk1	8	21:39.232	29.168	0.084	81.14	2:39.466	3	8	-3
12	71		8	Pete SMITH	Mazda MX-5 Mk1	8	21:39.625	29.561	0.393	81.11	2:39.511	3	28	16
13	55	R	1	James SEALE	Mazda MX-5 Mk1	8	21:39.699	29.635	0.074	81.11	2:40.871	8	11	-2
14	8		9	Neil CHISNALL	Mazda MX-5 Mk1	8	21:40.707	30.643	1.008	81.04	2:39.274	8	15	1
15	52	R	2	Paul SIMMARD	Mazda MX-5 Mk1	8	21:41.238	31.174	0.531	81.01	2:39.551	7	20	5
16	114	Club	3	Beau PARRY	Mazda MX-5 Mk1	8	21:43.858	33.794	2.620	80.85	2:38.967	3	21	5
17	264	Club	4	William BREAME	Mazda MX-5 Mk1	8	21:44.948	34.884	1.090	80.78	2:39.877	3	23	6
18	29		10	Adam CRAIG	Mazda MX-5 Mk1	8	21:45.310	35.246	0.362	80.76	2:41.643	3	7	-11
19	128	Club MR	1	Del PAICE	Mazda MX-5 Mk1	8	21:47.126	37.062	1.816	80.65	2:39.982	7	57	38
20	47		11	Andrey ABALUEV	Mazda MX-5 Mk1	8	21:47.819	37.755	0.693	80.60	2:38.997	3	16	-4
21	45	M	1	Graham RUMSEY	Mazda MX-5 Mk1	8	21:49.959	39.895	2.140	80.47	2:41.025	6	29	8
22	9	Club	5	Jamie TURNER	Mazda MX-5 Mk1	8	21:52.642	42.578	2.683	80.31	2:39.775	6	26	4
23	75	Club M(G)	1	Nick Le DOYEN	Mazda MX-5 Mk1	8	22:06.342	56.278	13.700	79.48	2:42.006	2	38	15
24	41	Club R	2	Oscar TREPESS	Mazda MX-5 Mk1	8	22:06.451	56.387	0.109	79.47	2:42.515	4	27	3
25	50	M	2	Tim STORER	Mazda MX-5 Mk1	8	22:06.815	56.751	0.364	79.45	2:42.508	8	39	14
26	245	Club	6	Jack WOODCOCK	Mazda MX-5 Mk1	8	22:07.657	57.593	0.842	79.40	2:42.987	8	25	-1
27	848	Club	7	Matthew CROZIER	Mazda MX-5 Mk1	8	22:09.159	59.095	1.502	79.31	2:42.196	3	42	15
28	2	R	3	Matthew MCLUCKIE	Mazda MX-5 Mk1	8	22:09.678	59.614	0.519	79.28	2:42.987	8	31	3
29	33	Club R	3	Andi ISTRATE	Mazda MX-5 Mk1	8	22:09.915	59.851	0.237	79.26	2:41.634	7	36	7
30	291	Club	8	Luke SOUCH	Mazda MX-5 Mk1	8	22:11.564	1:01.500	1.649	79.17	2:42.625	6	35	5
31	68	M (G)	1	Paul TUCKER	Mazda MX-5 Mk1	8	22:19.141	1:09.077	7.577	78.72	2:40.955	2	22	-9
32	73	Club	9	Adam LAWRENCE	Mazda MX-5 Mk1	8	22:22.279	1:12.215	3.138	78.53	2:43.235	6	40	8
33	13	Club R	4	Charlie VYE	Mazda MX-5 Mk1	8	22:22.840	1:12.776	0.561	78.50	2:45.258	6	44	11
34	63	Club	10	Thomas GREENWOOD	Mazda MX-5 Mk1	8	22:27.733	1:17.669	4.893	78.22	2:45.380	3	43	9
35	57	Club R	5	Ryan BARLEY	Mazda MX-5 Mk1	8	22:31.951	1:21.887	4.218	77.97	2:43.753	7	37	2
36	78	M	3	Richard BARTLETT	Mazda MX-5 Mk1	8	22:32.090	1:22.026	0.139	77.96	2:44.987	7	49	13
37	96	R	4	Matthew TILLER	Mazda MX-5 Mk1	8	22:34.728	1:24.664	2.638	77.81	2:46.164	8	46	9
38	4	Club R	6	Callum THORP	Mazda MX-5 Mk1	8	22:37.090	1:27.026	2.362	77.68	2:46.046	5	45	7
39	478		12	Steve BARTLETT	Mazda MX-5 Mk1	8	22:37.934	1:27.870	0.844	77.63	2:39.908	8	17	-22
40	95	Club R	7	Mostafa SAYED	Mazda MX-5 Mk1	8	22:38.094	1:28.030	0.160	77.62	2:45.158	5	51	11
41	577	M	4	Chris THELWELL	Mazda MX-5 Mk1	8	22:38.665	1:28.601	0.571	77.59	2:45.570	8	41	0
42	133	MR	1	Chris WINSTANLEY	Mazda MX-5 Mk1	8	22:44.609	1:34.545	5.944	77.25	2:45.745	8	47	5
43	42	Club R	8	Ben HOY	Mazda MX-5 Mk1	8	23:05.224	1:55.160	20.615	76.10	2:49.765	7	50	7
44	145	Club MR	2	Ben SMITH	Mazda MX-5 Mk1	8	23:17.486	2:07.422	12.262	75.43	2:49.192	6	54	10
45	178	Club MR	3	Andrew GILLIGAN	Mazda MX-5 Mk1	8	23:32.056	2:21.992	14.570	74.65	2:52.380	8	55	10
46	58	Club M	2	Dale WHITEMAN	Mazda MX-5 Mk1	8	23:35.973	2:25.909	3.917	74.45	2:53.220	7	53	7
47	64	R	5	Donovan DYER	Mazda MX-5 Mk1	7	21:47.985	1 Lap	1 Lap	70.52	2:39.569	5	19	-28
48	60	Club MR	4	Stephen DAVIS	Mazda MX-5 Mk1	7	22:08.151	1 Lap	20.166	69.45	3:04.992	6	56	8
49	67	M	5	Clive CHISNALL	Mazda MX-5 Mk1	7	22:10.209	1 Lap	2.058	69.34	2:42.970	6	34	-15

### NOT CLASSIFIED

DNF	821	Club M		Chris WATTS	Mazda MX-5 Mk1	7	20:23.237	1 Lap		75.41	2:49.557	2	52	
DNF	59	Club R		Kevin BIRD	Mazda MX-5 Mk1	6	16:44.726	2 Laps	1 Lap	78.69	2:44.925	6	24	
DNF	22	Club		Matt FLOWERS	Mazda MX-5 Mk1	3	8:34.321	5 Laps	3 Laps	76.86	2:42.330	2	14	
DNF	21	R		Thomas WALKER	Mazda MX-5 Mk1	2	5:27.226	6 Laps	1 Lap	80.54	2:40.231	2	6	
DNF	25	Club		Tom CANNON	Mazda MX-5 Mk1	2	5:47.244	6 Laps	20.018	75.89	2:46.431	2	48	
DNF	65	Club M		Peter WILLIAMS	Mazda MX-5 Mk1	2	8:20.161	6 Laps	2:32.917	52.69			32	
DNF	276	Club R(G)		Kenan KOUSETTA	Mazda MX-5 Mk1	1	2:58.759	7 Laps	1 Lap	73.71			33	
DNF	23	M		Martin TOLLEY	Mazda MX-5 Mk1	0							30	

### FASTEST LAP

77				Steve FODEN	Mazda MX-5 Mk1	8	2:36.442			84.23 mph		135.56 kph		
500	Club			Jordan PIMLEY	Mazda MX-5 Mk1	6	2:37.062			83.90 mph		135.02 kph		
6	Club R			Jack WARRY	Mazda MX-5 Mk1	4	2:39.331			82.70 mph		133.10 kph		
1	Club M			Jonathan GREENSMITH	Mazda MX-5 Mk1	8	2:39.401			82.67 mph		133.04 kph		
52	R			Paul SIMMARD	Mazda MX-5 Mk1	7	2:39.551			82.59 mph		132.92 kph		

Weather / Track : Bright / Dry

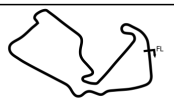
These results are provisional until the conclusion of any judicial and technical matters.

Date: 15/03/2025 Start: 11:57 Finish: 12:18

Silverstone GP: 3.6604 miles

Clerk Of Course: Paul Levitt

Timekeeper: Sarah Evans



# Clapham North & Kent Models MX-5 Mk1 Championships

## RACE 1 - CLASSIFICATION

Race Distance: 8 Laps / 29.28 miles

128	Club MR	Del PAICE	Mazda MX-5 Mk1	7	2:39.982	82.37 mph	132.56 kph
68	M (G)	Paul TUCKER	Mazda MX-5 Mk1	2	2:40.955	81.87 mph	131.76 kph
45	M	Graham RUMSEY	Mazda MX-5 Mk1	6	2:41.025	81.83 mph	131.70 kph
75	Club M(G)	Nick Le DOYEN	Mazda MX-5 MK1	2	2:42.006	81.34 mph	130.90 kph
133	MR	Chris WINSTANLEY	Mazda MX-5 Mk1	8	2:45.745	79.50 mph	127.95 kph

Car 128 - Disqualified from the results of qualifying - moved to back of grid

Weather / Track : Bright / Dry

These results are provisional until the conclusion of any judicial and technical matters.

Date: 15/03/2025 Start: 11:57 Finish: 12:18  
Silverstone GP: 3.6604 miles

Clerk Of Course: Paul Levitt

Timekeeper: Sarah Evans



# Clapham North & Kent Models MX-5 Mk1 Championships

## RACE 1 - LAP CHART

LAP 1 @ 12:00:07.846			LAP 2 @ 12:02:45.798			LAP 3 @ 12:05:24.155			LAP 4 @ 12:08:02.904			LAP 5 @ 12:10:43.748		
NO	BEHIND	LAP TIME	NO	BEHIND	LAP TIME	NO	BEHIND	LAP TIME	NO	BEHIND	LAP TIME	NO	BEHIND	LAP TIME
76		2:41.822	76		2:37.952	76		2:38.357	76		2:38.749	76		2:40.844
77	0.578	2:42.400	77	0.210	2:37.584	19	0.322	2:37.588	77	0.359	2:38.785	77	0.685	2:41.170
3	1.275	2:43.097	19	1.091	2:37.487	77	0.323	2:38.470	19	0.733	2:39.160	19	1.308	2:41.419
19	1.556	2:43.378	500	1.341	2:37.395	500	1.102	2:38.118	500	0.984	2:38.631	500	1.754	2:41.614
500	1.898	2:43.720	3	1.619	2:38.296	3	1.363	2:38.101	3	1.448	2:38.834	3	2.115	2:41.511
17	5.050	2:46.872	1	7.330	2:39.887	88	9.435	2:38.596	1	10.357	2:39.577	1	9.737	2:40.224
21	5.173	2:46.995	21	7.452	2:40.231	1	9.529	2:40.556	88	10.516	2:39.830	88	9.809	2:40.137
1	5.395	2:47.217	478	7.912	2:40.188	6	10.144	2:39.439	6	10.726	2:39.331	6	10.110	2:40.228
29	5.579	2:47.401	6	9.062	2:40.911	17	12.985	2:41.637	17	16.356	2:42.120	17	16.752	2:41.240
478	5.676	2:47.498	88	9.196	2:40.319	47	13.320	2:38.997	14	16.515	2:40.900	14	17.559	2:41.888
6	6.103	2:47.925	17	9.705	2:42.607	55	13.368	2:41.374	55	16.633	2:42.014	28	17.852	2:40.755
55	6.576	2:48.398	55	10.351	2:41.727	29	13.712	2:41.643	114	17.065	2:41.652	55	18.660	2:42.871
88	6.829	2:48.651	29	10.426	2:42.799	114	14.162	2:38.967	29	17.786	2:42.823	29	19.572	2:42.630
14	9.748	2:51.570	47	12.680	2:40.280	14	14.364	2:39.172	28	17.941	2:40.890	8	19.746	2:40.753
47	10.352	2:52.174	14	13.549	2:41.753	71	15.291	2:39.511	71	18.109	2:41.567	71	19.847	2:42.582
114	11.312	2:53.134	114	13.552	2:40.192	28	15.800	2:39.466	264	18.523	2:41.155	52	20.144	2:40.077
264	11.633	2:53.455	71	14.137	2:39.550	264	16.117	2:39.877	8	19.837	2:39.702	114	20.431	2:44.210
71	12.539	2:54.361	264	14.597	2:40.916	8	18.884	2:41.081	52	20.911	2:40.412	264	20.928	2:43.249
68	12.973	2:54.795	28	14.691	2:39.562	52	19.248	2:41.283	47	22.137	2:47.566	128	26.501	2:41.742
28	13.081	2:54.903	68	15.976	2:40.955	65	1 Lap	3:07.889 P	128	25.603	2:41.540	47	26.995	2:45.702
52	13.214	2:55.036	8	16.160	2:40.701	45	22.706	2:42.758	68	26.776	2:42.796	68	27.505	2:41.573
8	13.411	2:55.233	52	16.322	2:41.060	68	22.729	2:45.110	45	27.484	2:43.527	45	27.708	2:41.068
59	13.525	2:55.347	45	18.305	2:42.318	128	22.812	2:40.062	75	28.678	2:42.831	64	1 Lap	2:39.863
45	13.939	2:55.761	75	18.833	2:42.006	75	24.596	2:44.120	64	1 Lap	2:40.587	75	32.466	2:44.632
75	14.779	2:56.601	128	21.107	2:42.043	41	27.752	2:44.752	41	31.518	2:42.515	9	33.219	2:42.259
245	14.799	2:56.621	59	21.120	2:45.547	64	1 Lap	5:06.269	9	31.804	2:40.342	41	33.926	2:43.252
41	15.482	2:57.304	245	21.356	2:44.509	2	28.851	2:45.273	2	34.041	2:43.939	50	37.998	2:44.775
2	16.007	2:57.829	41	21.357	2:43.827	50	30.131	2:45.755	50	34.067	2:42.685	2	39.183	2:45.986
33	16.136	2:57.958	2	21.935	2:43.880	59	30.206	2:47.443	848	36.467	2:44.313	245	39.427	2:43.503
67	16.375	2:58.197	50	22.733	2:44.193	9	30.211	2:43.774	245	36.768	2:44.905	848	40.028	2:44.405
50	16.492	2:58.314	33	23.547	2:45.363	245	30.612	2:47.613	59	37.118	2:45.661	291	41.301	2:42.655
276	16.937	2:58.759	9	24.794	2:42.440	848	30.903	2:42.196	291	39.490	2:46.419	59	42.077	2:45.803
128	17.016	2:58.838	291	26.776	2:46.393	33	31.685	2:46.495	73	40.448	2:45.845	67	1 Lap	4:43.503
848	17.391	2:59.213	848	27.064	2:47.625	291	31.820	2:43.401	33	40.755	2:47.819	33	45.066	2:45.155
291	18.335	3:00.157	25	27.470	2:46.431	73	33.352	2:44.034	63	42.383	2:45.628	73	45.435	2:45.831
73	18.564	3:00.386	73	27.675	2:47.063	63	35.504	2:45.380	13	42.585	2:45.605	63	47.580	2:46.041
25	18.991	3:00.813	13	28.425	2:45.956	13	35.729	2:45.661	78	43.227	2:45.346	13	47.672	2:45.931
63	19.862	3:01.684	63	28.481	2:46.571	22	36.190	2:45.618	577	47.729	2:48.196	78	48.017	2:45.634
9	20.306	3:02.128	577	28.622	2:46.258	78	36.630	2:46.155	96	51.207	2:47.887	577	54.986	2:48.101
577	20.316	3:02.138	78	28.832	2:45.480	577	38.282	2:48.017	57	52.753	2:48.600	96	58.268	2:47.905
13	20.421	3:02.243	22	28.929	2:42.330	96	42.069	2:47.379	4	54.531	2:50.590	57	58.333	2:46.424
57	20.973	3:02.795	57	29.615	2:46.594	4	42.690	2:50.681	95	56.245	2:46.860	4	59.733	2:46.046
78	21.304	3:03.126	4	30.366	2:46.463	57	42.902	2:51.644	133	59.752	2:49.124	95	1:00.559	2:45.158
4	21.855	3:03.677	96	33.047	2:47.356	95	48.134	2:51.582	821	1:04.939	2:51.682	133	1:06.813	2:47.905
96	23.643	3:05.465	67	34.390	2:55.967	133	49.377	2:51.193	42	1:05.586	2:50.807	42	1:15.695	2:50.953
821	24.339	3:06.161	95	34.909	2:47.375	821	52.006	2:54.419	478	1:18.763	2:42.733	821	1:17.424	2:53.329
22	24.551	3:06.373	821	35.944	2:49.557	42	53.528	2:51.260	145	1:20.412	2:57.221	478	1:18.205	2:40.286
133	25.359	3:07.181	133	36.541	2:49.134	178	1:01.339	2:57.525	178	1:21.010	2:58.420	145	1:31.150	2:51.582
95	25.486	3:07.308	42	40.625	2:51.387	145	1:01.940	2:55.654	58	1:23.006	2:57.309	178	1:33.895	2:53.729
178	26.570	3:08.392	178	42.171	2:53.553	58	1:04.446	2:57.144	60	2:11.612	3:09.879	58	1:36.550	2:54.388
58	27.007	3:08.829	145	44.643	2:54.401	478	1:14.779	3:45.224				60	2:35.921	3:05.153
42	27.190	3:09.012	58	45.659	2:56.604	67	1:18.539	3:22.506 P						
145	28.194	3:10.016	60	1:10.794	3:09.255	60	1:40.482	3:08.045						
64	38.547	3:20.369 P												
60	39.491	3:21.313												
65	2:30.450	5:12.272												

# Clapham North & Kent Models MX-5 Mk1 Championships

## RACE 1 - LAP CHART

LAP 6 @ 12:13:21.881			LAP 7 @ 12:15:59.120			LAP 8 @ 12:18:36.088		
NO	BEHIND	LAP TIME	NO	BEHIND	LAP TIME	NO	BEHIND	LAP TIME
76		2:38.133	76		2:37.239	76		2:36.968
77	0.252	2:37.700	77	0.802	2:37.789	77	0.276	2:36.442
500	0.683	2:37.062	19	1.843	2:38.109	19	3.804	2:38.929
19	0.973	2:37.798	500	1.959	2:38.515	3	3.910	2:38.724
3	1.569	2:37.587	3	2.154	2:37.824	500	3.956	2:38.965
1	11.709	2:40.105	1	15.096	2:40.626	88	17.375	2:39.105
6	11.913	2:39.936	88	15.238	2:40.386	1	17.529	2:39.401
88	12.091	2:40.415	6	15.522	2:40.848	6	18.010	2:39.456
28	20.324	2:40.605	17	24.373	2:40.591	14	28.575	2:41.082
17	21.021	2:42.402	14	24.461	2:40.438	17	29.084	2:41.679
14	21.262	2:41.836	28	24.701	2:41.616	28	29.168	2:41.435
55	21.434	2:40.907	71	25.516	2:40.423	71	29.561	2:41.013
71	22.332	2:40.617	60	1 Lap	3:04.992	55	29.635	2:40.871
114	22.610	2:40.312	114	25.719	2:40.348	8	30.643	2:39.274
29	23.993	2:42.554	55	25.732	2:41.537	52	31.174	2:41.580
52	24.250	2:42.239	52	26.562	2:39.551	114	33.794	2:45.043
8	24.802	2:43.189	8	28.337	2:40.774	264	34.884	2:42.578
264	25.185	2:42.390	29	29.044	2:42.290	29	35.246	2:43.170
47	28.810	2:39.948	264	29.274	2:41.328	128	37.062	2:41.199
128	30.088	2:41.720	128	32.831	2:39.982	47	37.755	2:40.992
45	30.600	2:41.025	47	33.731	2:42.160	64	1 Lap	2:40.994
64	1 Lap	2:39.569	64	1 Lap	2:40.334	45	39.895	2:42.358
68	32.521	2:43.149	45	34.505	2:41.144	9	42.578	2:41.775
9	34.861	2:39.775	9	37.771	2:40.149	75	56.278	2:46.210
41	39.367	2:43.574	41	46.904	2:44.776	41	56.387	2:46.451
75	39.486	2:45.153	75	47.036	2:44.789	50	56.751	2:42.508
50	44.349	2:44.484	50	51.211	2:44.101	245	57.593	2:42.987
245	45.148	2:43.854	245	51.574	2:43.665	60	1 Lap	3:09.514
848	45.652	2:43.757	291	51.682	2:43.128	848	59.095	2:42.916
2	45.656	2:44.606	848	53.147	2:44.734	2	59.614	2:42.987
291	45.793	2:42.625	2	53.595	2:45.178	33	59.851	2:42.500
67	1 Lap	2:43.790	67	1 Lap	2:42.970	67	1 Lap	2:43.276
59	48.869	2:44.925	33	54.319	2:41.634	291	1:01.500	2:46.786
33	49.924	2:42.991	73	56.924	2:43.626	68	1:09.077	2:48.328
73	50.537	2:43.235	68	57.717	3:02.435	73	1:12.215	2:52.259
13	54.797	2:45.258	13	1:03.193	2:45.635	13	1:12.776	2:46.551
63	59.639	2:50.192	63	1:08.668	2:46.268	63	1:17.669	2:45.969
78	1:04.037	2:54.153	57	1:11.536	2:43.753	57	1:21.887	2:47.319
577	1:05.022	2:44.822	78	1:11.785	2:44.987	78	1:22.026	2:47.209
577	1:06.236	2:49.383	96	1:15.468	2:46.320	96	1:24.664	2:46.164
96	1:06.387	2:46.252	4	1:17.779	2:47.123	4	1:27.026	2:46.215
4	1:07.895	2:46.295	95	1:18.559	2:46.691	478	1:27.870	2:39.908
95	1:09.107	2:46.681	577	1:19.999	2:51.002	95	1:28.030	2:46.439
133	1:15.874	2:47.194	478	1:24.930	2:40.415	577	1:28.601	2:45.570
478	1:21.754	2:41.682	133	1:25.768	2:47.133	133	1:34.545	2:45.745
42	1:28.471	2:50.909	42	1:40.997	2:49.765	42	1:55.160	2:51.131
821	1:30.670	2:51.379	821	1:50.141	2:56.710	145	2:07.422	2:50.165
145	1:42.209	2:49.192	145	1:54.225	2:49.255	178	2:21.992	2:52.380
178	1:49.987	2:54.225	178	2:06.580	2:53.832	58	2:25.909	2:53.859
58	1:53.037	2:54.620	58	2:09.018	2:53.220			



# Clapham North & Kent Models MX-5 Mk1 Championships

## RACE 1 - POSITION CHART

No	Name	Lap Pos	Lap							
			1	2	3	4	5	6	7	8
76	BRAY	1	76	76	76	76	76	76	76	76
77	FODEN	2	77	77	19	77	77	77	77	77
3	WOOTTEN	3	3	19	77	19	19	500	19	19
500	PIMLEY	4	19	500	500	500	500	19	500	3
19	SPARROW	5	500	3	3	3	3	3	3	500
21	WALKER	6	17	1	88	1	1	1	1	88
29	CRAIG	7	21	21	1	88	88	6	88	1
28	PAICE	8	1	478	6	6	6	88	6	6
14	CLIFFORD	9	29	6	17	17	17	28	17	14
6	WARRY	10	478	88	47	14	14	17	14	17
55	SEALE	11	6	17	55	55	28	14	28	28
17	STORER	12	55	55	29	114	55	55	71	71
1	GREENSMITH	13	88	29	114	29	29	71	114	55
22	FLOWERS	14	14	47	14	28	8	114	55	8
8	CHISNALL	15	47	14	71	71	71	29	52	52
47	ABALUEV	16	114	114	28	264	52	52	8	114
478	BARTLETT	17	264	71	264	8	114	8	29	264
88	CHADWICK	18	71	264	8	52	264	264	264	29
64	DYER	19	68	28	52	47	128	47	128	128
52	SIMMARD	20	28	68	45	128	47	128	47	47
114	PARRY	21	52	8	68	68	68	45	45	45
68	TUCKER	22	8	52	128	45	45	68	9	9
264	BREAME	23	59	45	75	75	75	9	41	75
59	BIRD	24	45	75	41	41	9	41	75	41
245	WOODCOCK	25	75	128	2	9	41	75	50	50
9	TURNER	26	245	59	50	2	50	50	245	245
41	TREPESSE	27	41	245	59	50	2	245	291	848
71	SMITH	28	2	41	9	848	245	848	848	2
45	RUMSEY	29	33	2	245	245	848	2	2	33
23	TOLLEY	30	67	50	848	59	291	291	33	291
2	MCLUCKIE	31	50	33	33	291	59	59	73	68
65	WILLIAMS	32	276	9	291	73	33	33	68	73
276	KOUSHETTA	33	128	291	73	33	73	73	13	13
67	CHISNALL	34	848	848	63	63	63	13	63	63
291	SOUCH	35	291	25	13	13	13	63	57	57
33	ISTRATE	36	73	73	22	78	78	78	78	78
57	BARLEY	37	25	13	78	577	577	57	96	96
75	DOYEN	38	63	63	577	96	96	577	4	4
50	STORER	39	9	577	96	57	57	96	95	478
73	LAWRENCE	40	577	78	4	4	4	4	577	95
577	THELWELL	41	13	22	57	95	95	95	478	577
848	CROZIER	42	57	57	95	133	133	133	133	133
63	GREENWOOD	43	78	4	133	821	42	478	42	42
13	VYE	44	4	96	821	42	821	42	821	145
4	THORP	45	96	67	42	478	478	821	145	178

# Clapham North & Kent Models MX-5 Mk1 Championships

## RACE 1 - POSITION CHART

No	Name	Lap Pos	Lap							
			1	2	3	4	5	6	7	8
96	TILLER	46	821	95	178	145	145	145	178	58
133	WINSTANLEY	47	22	821	145	178	178	178	58	
25	CANNON	48	133	133	58	58	58	58	64	
78	BARTLETT	49	95	42	478	60	60	60	60	
42	HOY	50	178	178	67	64	64	64	67	
95	SAYED	51	58	145	60	67	67	67		
821	WATTS	52	42	58	64					
58	WHITEMAN	53	145	60						
145	SMITH	54	64	65						
178	GILLIGAN	55	60	64						
60	DAVIS	56	65							
128	PAICE	57								

# Clapham North & Kent Models MX-5 Mk1 Championships

## RACE 1 - LAP ANALYSIS

DIFF = Difference To Personal Best Lap, P = In Pit Lane, D = Time Disallowed

P1 76 Ali BRAY				
LAP	LAP TIME	MPH	DIFF	TIME OF DAY
1 -	2:41.822	81.43	4.854	12:00:07.846
2 -	2:37.952 (3)	83.42	0.984	12:02:45.798
3 -	2:38.357	83.21	1.389	12:05:24.155
4 -	2:38.749	83.01	1.781	12:08:02.904
5 -	2:40.844	81.92	3.876	12:10:43.748
6 -	2:38.133	83.33	1.165	12:13:21.881
7 -	2:37.239 (2)	83.80	0.271	12:15:59.120
8 -	<b>2:36.968 (1)</b>	<b>83.95</b>		<b>12:18:36.088</b>

P2 77 Steve FODEN				
LAP	LAP TIME	MPH	DIFF	TIME OF DAY
1 -	2:42.400	81.14	5.958	12:00:08.424
2 -	2:37.584 (2)	83.62	1.142	12:02:46.008
3 -	2:38.470	83.15	2.028	12:05:24.478
4 -	2:38.785	82.99	2.343	12:08:03.263
5 -	2:41.170	81.76	4.728	12:10:44.433
6 -	2:37.700 (3)	83.56	1.258	12:13:22.133
7 -	2:37.789	83.51	1.347	12:15:59.922
8 -	<b>2:36.442 (1)</b>	<b>84.23</b>		<b>12:18:36.364</b>

P3 19 Adam SPARROW				
LAP	LAP TIME	MPH	DIFF	TIME OF DAY
1 -	2:43.378	80.65	5.891	12:00:09.402
2 -	<b>2:37.487 (1)</b>	<b>83.67</b>		<b>12:02:46.889</b>
3 -	2:37.588 (2)	83.62	0.101	12:05:24.477
4 -	2:39.160	82.79	1.673	12:08:03.637
5 -	2:41.419	81.63	3.932	12:10:45.056
6 -	2:37.798 (3)	83.51	0.311	12:13:22.854
7 -	2:38.109	83.34	0.622	12:16:00.963
8 -	2:38.929	82.91	1.442	12:18:39.892

P4 3 Richard WOOTTEN				
LAP	LAP TIME	MPH	DIFF	TIME OF DAY
1 -	2:43.097	80.79	5.510	12:00:09.121
2 -	2:38.296	83.24	0.709	12:02:47.417
3 -	2:38.101 (3)	83.35	0.514	12:05:25.518
4 -	2:38.834	82.96	1.247	12:08:04.352
5 -	2:41.511	81.59	3.924	12:10:45.863
6 -	<b>2:37.587 (1)</b>	<b>83.62</b>		<b>12:13:23.450</b>
7 -	2:37.824 (2)	83.49	0.237	12:16:01.274
8 -	2:38.724	83.02	1.137	12:18:39.998

P5 500 Jordan PIMLEY				
LAP	LAP TIME	MPH	DIFF	TIME OF DAY
1 -	2:43.720	80.48	6.658	12:00:09.744
2 -	2:37.395 (2)	83.72	0.333	12:02:47.139
3 -	2:38.118 (3)	83.34	1.056	12:05:25.257
4 -	2:38.631	83.07	1.569	12:08:03.888
5 -	2:41.614	81.53	4.552	12:10:45.502
6 -	<b>2:37.062 (1)</b>	<b>83.90</b>		<b>12:13:22.564</b>
7 -	2:38.515	83.13	1.453	12:16:01.079
8 -	2:38.965	82.89	1.903	12:18:40.044

P6 88 William CHADWICK				
LAP	LAP TIME	MPH	DIFF	TIME OF DAY
1 -	2:48.651	78.13	10.055	12:00:14.675
2 -	2:40.319	82.19	1.723	12:02:54.994
3 -	<b>2:38.596 (1)</b>	<b>83.09</b>		<b>12:05:33.590</b>

DIFF = Difference To Personal Best Lap, P = In Pit Lane, D = Time Disallowed

4 -	2:39.830 (3)	82.44	1.234	12:08:13.420
5 -	2:40.137	82.29	1.541	12:10:53.557
6 -	2:40.415	82.14	1.819	12:13:33.972
7 -	2:40.386	82.16	1.790	12:16:14.358
8 -	2:39.105 (2)	82.82	0.509	12:18:53.463

P7 1 Jonathan GREENSMITH				
LAP	LAP TIME	MPH	DIFF	TIME OF DAY
1 -	2:47.217	78.80	7.816	12:00:13.241
2 -	2:39.887 (3)	82.41	0.486	12:02:53.128
3 -	2:40.556	82.07	1.155	12:05:33.684
4 -	2:39.577 (2)	82.57	0.176	12:08:13.261
5 -	2:40.224	82.24	0.823	12:10:53.485
6 -	2:40.105	82.30	0.704	12:13:33.590
7 -	2:40.626	82.04	1.225	12:16:14.216
8 -	<b>2:39.401 (1)</b>	<b>82.67</b>		<b>12:18:53.617</b>

P8 6 Jack WARRY				
LAP	LAP TIME	MPH	DIFF	TIME OF DAY
1 -	2:47.925	78.47	8.594	12:00:13.949
2 -	2:40.911	81.89	1.580	12:02:54.860
3 -	2:39.439 (2)	82.65	0.108	12:05:34.299
4 -	<b>2:39.331 (1)</b>	<b>82.70</b>		<b>12:08:13.630</b>
5 -	2:40.228	82.24	0.897	12:10:53.858
6 -	2:39.936	82.39	0.605	12:13:33.794
7 -	2:40.848	81.92	1.517	12:16:14.642
8 -	2:39.456 (3)	82.64	0.125	12:18:54.098

P9 14 Connor CLIFFORD				
LAP	LAP TIME	MPH	DIFF	TIME OF DAY
1 -	2:51.570	76.80	12.398	12:00:17.594
2 -	2:41.753	81.46	2.581	12:02:59.347
3 -	<b>2:39.172 (1)</b>	<b>82.78</b>		<b>12:05:38.519</b>
4 -	2:40.900 (3)	81.90	1.728	12:08:19.419
5 -	2:41.888	81.40	2.716	12:11:01.307
6 -	2:41.836	81.42	2.664	12:13:43.143
7 -	2:40.438 (2)	82.13	1.266	12:16:23.581
8 -	2:41.082	81.80	1.910	12:19:04.663

P10 17 Harry STORER				
LAP	LAP TIME	MPH	DIFF	TIME OF DAY
1 -	2:46.872	78.96	6.281	12:00:12.896
2 -	2:42.607	81.04	2.016	12:02:55.503
3 -	2:41.637 (3)	81.52	1.046	12:05:37.140
4 -	2:42.120	81.28	1.529	12:08:19.260
5 -	2:41.240 (2)	81.72	0.649	12:11:00.500
6 -	2:42.402	81.14	1.811	12:13:42.902
7 -	<b>2:40.591 (1)</b>	<b>82.05</b>		<b>12:16:23.493</b>
8 -	2:41.679	81.50	1.088	12:19:05.172

P11 28 Jake PAICE				
LAP	LAP TIME	MPH	DIFF	TIME OF DAY
1 -	2:54.903	75.34	15.437	12:00:20.927
2 -	2:39.562 (2)	82.58	0.096	12:03:00.489
3 -	<b>2:39.466 (1)</b>	<b>82.63</b>		<b>12:05:39.955</b>
4 -	2:40.890	81.90	1.424	12:08:20.845
5 -	2:40.755	81.97	1.289	12:11:01.600
6 -	2:40.605 (3)	82.05	1.139	12:13:42.205
7 -	2:41.616	81.53	2.150	12:16:23.821
8 -	2:41.435	81.62	1.969	12:19:05.256

# Clapham North & Kent Models MX-5 Mk1 Championships

## RACE 1 - LAP ANALYSIS

DIFF = Difference To Personal Best Lap, P = In Pit Lane, D = Time Disallowed

P12 71 Pete SMITH				
LAP	LAP TIME	MPH	DIFF	TIME OF DAY
1 -	2:54.361	75.57	14.850	12:00:20.385
2 -	2:39.550 (2)	82.59	0.039	12:02:59.935
3 -	<b>2:39.511 (1)</b>	<b>82.61</b>		<b>12:05:39.446</b>
4 -	2:41.567	81.56	2.056	12:08:21.013
5 -	2:42.582	81.05	3.071	12:11:03.595
6 -	2:40.617	82.04	1.106	12:13:44.213
7 -	2:40.423 (3)	82.14	0.912	12:16:24.636
8 -	2:41.013	81.84	1.502	12:19:05.649

P13 55 James SEALE				
LAP	LAP TIME	MPH	DIFF	TIME OF DAY
1 -	2:48.398	78.25	7.527	12:00:14.422
2 -	2:41.727	81.48	0.856	12:02:56.149
3 -	2:41.374 (3)	81.65	0.503	12:05:37.523
4 -	2:42.014	81.33	1.143	12:08:19.537
5 -	2:42.871	80.90	2.000	12:11:02.408
6 -	2:40.907 (2)	81.89	0.036	12:13:43.315
7 -	2:41.537	81.57	0.666	12:16:24.852
8 -	<b>2:40.871 (1)</b>	<b>81.91</b>		<b>12:19:05.723</b>

P14 8 Neil CHISNALL				
LAP	LAP TIME	MPH	DIFF	TIME OF DAY
1 -	2:55.233	75.20	15.959	12:00:21.257
2 -	2:40.701 (3)	82.00	1.427	12:03:01.958
3 -	2:41.081	81.80	1.807	12:05:43.039
4 -	2:39.702 (2)	82.51	0.428	12:08:22.741
5 -	2:40.753	81.97	1.479	12:11:03.494
6 -	2:43.189	80.75	3.915	12:13:46.683
7 -	2:40.774	81.96	1.500	12:16:27.457
8 -	<b>2:39.274 (1)</b>	<b>82.73</b>		<b>12:19:06.731</b>

P15 52 Paul SIMMARD				
LAP	LAP TIME	MPH	DIFF	TIME OF DAY
1 -	2:55.036	75.28	15.485	12:00:21.060
2 -	2:41.060	81.81	1.509	12:03:02.120
3 -	2:41.283	81.70	1.732	12:05:43.403
4 -	2:40.412 (3)	82.14	0.861	12:08:23.815
5 -	2:40.077 (2)	82.32	0.526	12:11:03.892
6 -	2:42.239	81.22	2.688	12:13:46.131
7 -	<b>2:39.551 (1)</b>	<b>82.59</b>		<b>12:16:25.682</b>
8 -	2:41.580	81.55	2.029	12:19:07.262

P16 114 Beau PARRY				
LAP	LAP TIME	MPH	DIFF	TIME OF DAY
1 -	2:53.134	76.11	14.167	12:00:19.158
2 -	2:40.192 (2)	82.26	1.225	12:02:59.350
3 -	<b>2:38.967 (1)</b>	<b>82.89</b>		<b>12:05:38.317</b>
4 -	2:41.652	81.51	2.685	12:08:19.969
5 -	2:44.210	80.24	5.243	12:11:04.179
6 -	2:40.312 (3)	82.20	1.345	12:13:44.491
7 -	2:40.348	82.18	1.381	12:16:24.839
8 -	2:45.043	79.84	6.076	12:19:09.882

P17 264 William BREAME				
LAP	LAP TIME	MPH	DIFF	TIME OF DAY
1 -	2:53.455	75.97	13.578	12:00:19.479
2 -	2:40.916 (2)	81.89	1.039	12:03:00.395
3 -	<b>2:39.877 (1)</b>	<b>82.42</b>		<b>12:05:40.272</b>

DIFF = Difference To Personal Best Lap, P = In Pit Lane, D = Time Disallowed

4 -	2:41.155 (3)	81.77	1.278	12:08:21.427
5 -	2:43.249	80.72	3.372	12:11:04.676
6 -	2:42.390	81.14	2.513	12:13:47.066
7 -	2:41.328	81.68	1.451	12:16:28.394
8 -	2:42.578	81.05	2.701	12:19:10.972

P18 29 Adam CRAIG				
LAP	LAP TIME	MPH	DIFF	TIME OF DAY
1 -	2:47.401	78.71	5.758	12:00:13.425
2 -	2:42.799	80.94	1.156	12:02:56.224
3 -	<b>2:41.643 (1)</b>	<b>81.52</b>		<b>12:05:37.867</b>
4 -	2:42.823	80.93	1.180	12:08:20.690
5 -	2:42.630	81.02	0.987	12:11:03.320
6 -	2:42.554 (3)	81.06	0.911	12:13:45.874
7 -	2:42.290 (2)	81.19	0.647	12:16:28.164
8 -	2:43.170	80.76	1.527	12:19:11.334

P19 128 Del PAICE				
LAP	LAP TIME	MPH	DIFF	TIME OF DAY
1 -	2:58.838	73.68	18.856	12:00:24.862
2 -	2:42.043	81.32	2.061	12:03:06.905
3 -	2:40.062 (2)	82.32	0.080	12:05:46.967
4 -	2:41.540	81.57	1.558	12:08:28.507
5 -	2:41.742	81.47	1.760	12:11:10.249
6 -	2:41.720	81.48	1.738	12:13:51.969
7 -	<b>2:39.982 (1)</b>	<b>82.37</b>		<b>12:16:31.951</b>
8 -	2:41.199 (3)	81.74	1.217	12:19:13.150

P20 47 Andrey ABALUEV				
LAP	LAP TIME	MPH	DIFF	TIME OF DAY
1 -	2:52.174	76.53	13.177	12:00:18.198
2 -	2:40.280 (3)	82.21	1.283	12:02:58.478
3 -	<b>2:38.997 (1)</b>	<b>82.88</b>		<b>12:05:37.475</b>
4 -	2:47.566	78.64	8.569	12:08:25.041
5 -	2:45.702	79.52	6.705	12:11:10.743
6 -	2:39.948 (2)	82.38	0.951	12:13:50.691
7 -	2:42.160	81.26	3.163	12:16:32.851
8 -	2:40.992	81.85	1.995	12:19:13.843

P21 45 Graham RUMSEY				
LAP	LAP TIME	MPH	DIFF	TIME OF DAY
1 -	2:55.761	74.97	14.736	12:00:21.785
2 -	2:42.318	81.18	1.293	12:03:04.103
3 -	2:42.758	80.96	1.733	12:05:46.861
4 -	2:43.527	80.58	2.502	12:08:30.388
5 -	2:41.068 (2)	81.81	0.043	12:11:11.456
6 -	<b>2:41.025 (1)</b>	<b>81.83</b>		<b>12:13:52.481</b>
7 -	2:41.144 (3)	81.77	0.119	12:16:33.625
8 -	2:42.358	81.16	1.333	12:19:15.983

P22 9 Jamie TURNER				
LAP	LAP TIME	MPH	DIFF	TIME OF DAY
1 -	3:02.128	72.35	22.353	12:00:28.152
2 -	2:42.440	81.12	2.665	12:03:10.592
3 -	2:43.774	80.46	3.999	12:05:54.366
4 -	2:40.342 (3)	82.18	0.567	12:08:34.708
5 -	2:42.259	81.21	2.484	12:11:16.967
6 -	<b>2:39.775 (1)</b>	<b>82.47</b>		<b>12:13:56.742</b>
7 -	2:40.149 (2)	82.28	0.374	12:16:36.891
8 -	2:41.775	81.45	2.000	12:19:18.666

# Clapham North & Kent Models MX-5 Mk1 Championships

## RACE 1 - LAP ANALYSIS

DIFF = Difference To Personal Best Lap, P = In Pit Lane, D = Time Disallowed

P23 75 Nick Le DOYEN				
LAP	LAP TIME	MPH	DIFF	TIME OF DAY
1 -	2:56.601	74.61	14.595	12:00:22.625
2 -	<b>2:42.006 (1)</b>	<b>81.34</b>		<b>12:03:04.631</b>
3 -	2:44.120 (3)	80.29	2.114	12:05:48.751
4 -	2:42.831 (2)	80.92	0.825	12:08:31.582
5 -	2:44.632	80.04	2.626	12:11:16.214
6 -	2:45.153	79.79	3.147	12:14:01.367
7 -	2:44.789	79.96	2.783	12:16:46.156
8 -	2:46.210	79.28	4.204	12:19:32.366

P24 41 Oscar TREPES				
LAP	LAP TIME	MPH	DIFF	TIME OF DAY
1 -	2:57.304	74.32	14.789	12:00:23.328
2 -	2:43.827	80.43	1.312	12:03:07.155
3 -	2:44.752	79.98	2.237	12:05:51.907
4 -	<b>2:42.515 (1)</b>	<b>81.08</b>		<b>12:08:34.422</b>
5 -	2:43.252 (2)	80.72	0.737	12:11:17.674
6 -	2:43.574 (3)	80.56	1.059	12:14:01.248
7 -	2:44.776	79.97	2.261	12:16:46.024
8 -	2:46.451	79.16	3.936	12:19:32.475

P25 50 Tim STORER				
LAP	LAP TIME	MPH	DIFF	TIME OF DAY
1 -	2:58.314	73.90	15.806	12:00:24.338
2 -	2:44.193	80.25	1.685	12:03:08.531
3 -	2:45.755	79.50	3.247	12:05:54.286
4 -	2:42.685 (2)	81.00	0.177	12:08:36.971
5 -	2:44.775	79.97	2.267	12:11:21.746
6 -	2:44.484	80.11	1.976	12:14:06.230
7 -	2:44.101 (3)	80.30	1.593	12:16:50.331
8 -	<b>2:42.508 (1)</b>	<b>81.09</b>		<b>12:19:32.839</b>

P26 245 Jack WOODCOCK				
LAP	LAP TIME	MPH	DIFF	TIME OF DAY
1 -	2:56.621	74.61	13.634	12:00:22.645
2 -	2:44.509	80.10	1.522	12:03:07.154
3 -	2:47.613	78.62	4.626	12:05:54.767
4 -	2:44.905	79.91	1.918	12:08:39.672
5 -	2:43.503 (2)	80.59	0.516	12:11:23.175
6 -	2:43.854	80.42	0.867	12:14:07.029
7 -	2:43.665 (3)	80.51	0.678	12:16:50.694
8 -	<b>2:42.987 (1)</b>	<b>80.85</b>		<b>12:19:33.681</b>

P27 848 Matthew CROZIER				
LAP	LAP TIME	MPH	DIFF	TIME OF DAY
1 -	2:59.213	73.53	17.017	12:00:25.237
2 -	2:47.625	78.61	5.429	12:03:12.862
3 -	<b>2:42.196 (1)</b>	<b>81.24</b>		<b>12:05:55.058</b>
4 -	2:44.313	80.19	2.117	12:08:39.371
5 -	2:44.405	80.15	2.209	12:11:23.776
6 -	2:43.757 (3)	80.47	1.561	12:14:07.533
7 -	2:44.734	79.99	2.538	12:16:52.267
8 -	2:42.916 (2)	80.88	0.720	12:19:35.183

P28 2 Matthew MCLUCKIE				
LAP	LAP TIME	MPH	DIFF	TIME OF DAY
1 -	2:57.829	74.10	14.842	12:00:23.853
2 -	2:43.880 (2)	80.41	0.893	12:03:07.733
3 -	2:45.273	79.73	2.286	12:05:53.006

DIFF = Difference To Personal Best Lap, P = In Pit Lane, D = Time Disallowed

4 -	2:43.939 (3)	80.38	0.952	12:08:36.945
5 -	2:45.986	79.39	2.999	12:11:22.931
6 -	2:44.606	80.05	1.619	12:14:07.537
7 -	2:45.178	79.77	2.191	12:16:52.715
8 -	<b>2:42.987 (1)</b>	<b>80.85</b>		<b>12:19:35.702</b>

P29 33 Andi ISTRATE				
LAP	LAP TIME	MPH	DIFF	TIME OF DAY
1 -	2:57.958	74.04	16.324	12:00:23.982
2 -	2:45.363	79.69	3.729	12:03:09.345
3 -	2:46.495	79.14	4.861	12:05:55.840
4 -	2:47.819	78.52	6.185	12:08:43.659
5 -	2:45.155	79.79	3.521	12:11:28.814
6 -	2:42.991 (3)	80.84	1.357	12:14:11.805
7 -	<b>2:41.634 (1)</b>	<b>81.52</b>		<b>12:16:53.439</b>
8 -	2:42.500 (2)	81.09	0.866	12:19:35.939

P30 291 Luke SOUCH				
LAP	LAP TIME	MPH	DIFF	TIME OF DAY
1 -	3:00.157	73.14	17.532	12:00:26.181
2 -	2:46.393	79.19	3.768	12:03:12.574
3 -	2:43.401	80.64	0.776	12:05:55.975
4 -	2:46.419	79.18	3.794	12:08:42.394
5 -	2:42.655 (2)	81.01	0.030	12:11:25.049
6 -	<b>2:42.625 (1)</b>	<b>81.03</b>		<b>12:14:07.674</b>
7 -	2:43.128 (3)	80.78	0.503	12:16:50.802
8 -	2:46.786	79.01	4.161	12:19:37.588

P31 68 Paul TUCKER				
LAP	LAP TIME	MPH	DIFF	TIME OF DAY
1 -	2:54.795	75.38	13.840	12:00:20.819
2 -	<b>2:40.955 (1)</b>	<b>81.87</b>		<b>12:03:01.774</b>
3 -	2:45.110	79.81	4.155	12:05:46.884
4 -	2:42.796 (3)	80.94	1.841	12:08:29.680
5 -	2:41.573 (2)	81.55	0.618	12:11:11.253
6 -	2:43.149	80.77	2.194	12:13:54.402
7 -	3:02.435	72.23	21.480	12:16:56.837
8 -	2:48.328	78.28	7.373	12:19:45.165

P32 73 Adam LAWRENCE				
LAP	LAP TIME	MPH	DIFF	TIME OF DAY
1 -	3:00.386	73.05	17.151	12:00:26.410
2 -	2:47.063	78.87	3.828	12:03:13.473
3 -	2:44.034 (3)	80.33	0.799	12:05:57.507
4 -	2:45.845	79.45	2.610	12:08:43.352
5 -	2:45.831	79.46	2.596	12:11:29.183
6 -	<b>2:43.235 (1)</b>	<b>80.72</b>		<b>12:14:12.418</b>
7 -	2:43.626 (2)	80.53	0.391	12:16:56.044
8 -	2:52.259	76.49	9.024	12:19:48.303

P33 13 Charlie VYE				
LAP	LAP TIME	MPH	DIFF	TIME OF DAY
1 -	3:02.243	72.30	16.985	12:00:28.267
2 -	2:45.956	79.40	0.698	12:03:14.223
3 -	2:45.661	79.54	0.403	12:05:59.884
4 -	2:45.605 (2)	79.57	0.347	12:08:45.489
5 -	2:45.931	79.41	0.673	12:11:31.420
6 -	<b>2:45.258 (1)</b>	<b>79.74</b>		<b>12:14:16.678</b>
7 -	2:45.635 (3)	79.55	0.377	12:17:02.313
8 -	2:46.551	79.12	1.293	12:19:48.864

# Clapham North & Kent Models MX-5 Mk1 Championships

## RACE 1 - LAP ANALYSIS

DIFF = Difference To Personal Best Lap, P = In Pit Lane, D = Time Disallowed

<b>P34 63 Thomas GREENWOOD</b>				
LAP	LAP TIME	MPH	DIFF	TIME OF DAY
1 -	3:01.684	72.53	16.304	12:00:27.708
2 -	2:46.571	79.11	1.191	12:03:14.279
3 -	<b>2:45.380 (1)</b>	<b>79.68</b>		<b>12:05:59.659</b>
4 -	2:45.628 (2)	79.56	0.248	12:08:45.287
5 -	2:46.041	79.36	0.661	12:11:31.328
6 -	2:50.192	77.42	4.812	12:14:21.520
7 -	2:46.268	79.25	0.888	12:17:07.788
8 -	2:45.969 (3)	79.39	0.589	12:19:53.757

<b>P35 57 Ryan BARLEY</b>				
LAP	LAP TIME	MPH	DIFF	TIME OF DAY
1 -	3:02.795	72.09	19.042	12:00:28.819
2 -	2:46.594	79.10	2.841	12:03:15.413
3 -	2:51.644	76.77	7.891	12:06:07.057
4 -	2:48.600	78.16	4.847	12:08:55.657
5 -	2:46.424 (3)	79.18	2.671	12:11:42.081
6 -	2:44.822 (2)	79.95	1.069	12:14:26.903
7 -	<b>2:43.753 (1)</b>	<b>80.47</b>		<b>12:17:10.656</b>
8 -	2:47.319	78.75	3.566	12:19:57.975

<b>P36 78 Richard BARTLETT</b>				
LAP	LAP TIME	MPH	DIFF	TIME OF DAY
1 -	3:03.126	71.96	18.139	12:00:29.150
2 -	2:45.480 (3)	79.63	0.493	12:03:14.630
3 -	2:46.155	79.31	1.168	12:06:00.785
4 -	2:45.346 (2)	79.69	0.359	12:08:46.131
5 -	2:45.634	79.55	0.647	12:11:31.765
6 -	2:54.153	75.66	9.166	12:14:25.918
7 -	<b>2:44.987 (1)</b>	<b>79.87</b>		<b>12:17:10.905</b>
8 -	2:47.209	78.81	2.222	12:19:58.114

<b>P37 96 Matthew TILLER</b>				
LAP	LAP TIME	MPH	DIFF	TIME OF DAY
1 -	3:05.465	71.05	19.301	12:00:31.489
2 -	2:47.356	78.74	1.192	12:03:18.845
3 -	2:47.379	78.73	1.215	12:06:06.224
4 -	2:47.887	78.49	1.723	12:08:54.111
5 -	2:47.905	78.48	1.741	12:11:42.016
6 -	2:46.252 (2)	79.26	0.088	12:14:28.268
7 -	2:46.320 (3)	79.23	0.156	12:17:14.588
8 -	<b>2:46.164 (1)</b>	<b>79.30</b>		<b>12:20:00.752</b>

<b>P38 4 Callum THORP</b>				
LAP	LAP TIME	MPH	DIFF	TIME OF DAY
1 -	3:03.677	71.74	17.631	12:00:29.701
2 -	2:46.463	79.16	0.417	12:03:16.164
3 -	2:50.681	77.20	4.635	12:06:06.845
4 -	2:50.590	77.24	4.544	12:08:57.435
5 -	<b>2:46.046 (1)</b>	<b>79.36</b>		<b>12:11:43.481</b>
6 -	2:46.295 (3)	79.24	0.249	12:14:29.776
7 -	2:47.123	78.85	1.077	12:17:16.899
8 -	2:46.215 (2)	79.28	0.169	12:20:03.114

<b>P39 478 Steve BARTLETT</b>				
LAP	LAP TIME	MPH	DIFF	TIME OF DAY
1 -	2:47.498	78.67	7.590	12:00:13.522
2 -	2:40.188 (2)	82.26	0.280	12:02:53.710
3 -	3:45.224	58.50	1:05.316	12:06:38.934

DIFF = Difference To Personal Best Lap, P = In Pit Lane, D = Time Disallowed

4 -	2:42.733	80.97	2.825	12:09:21.667
5 -	2:40.286 (3)	82.21	0.378	12:12:01.953
6 -	2:41.682	81.50	1.774	12:14:43.635
7 -	2:40.415	82.14	0.507	12:17:24.050
8 -	<b>2:39.908 (1)</b>	<b>82.40</b>		<b>12:20:03.958</b>

<b>P40 95 Mostafa SAYED</b>				
LAP	LAP TIME	MPH	DIFF	TIME OF DAY
1 -	3:07.308	70.35	22.150	12:00:33.332
2 -	2:47.375	78.73	2.217	12:03:20.707
3 -	2:51.582	76.80	6.424	12:06:12.289
4 -	2:46.860	78.97	1.702	12:08:59.149
5 -	<b>2:45.158 (1)</b>	<b>79.78</b>		<b>12:11:44.307</b>
6 -	2:46.681 (3)	79.05	1.523	12:14:30.988
7 -	2:46.691	79.05	1.533	12:17:17.679
8 -	2:46.439 (2)	79.17	1.281	12:20:04.118

<b>P41 577 Chris THELWELL</b>				
LAP	LAP TIME	MPH	DIFF	TIME OF DAY
1 -	3:02.138	72.35	16.568	12:00:28.162
2 -	2:46.258 (2)	79.26	0.688	12:03:14.420
3 -	2:48.017 (3)	78.43	2.447	12:06:02.437
4 -	2:48.196	78.34	2.626	12:08:50.633
5 -	2:48.101	78.39	2.531	12:11:38.734
6 -	2:49.383	77.79	3.813	12:14:28.117
7 -	2:51.002	77.06	5.432	12:17:19.119
8 -	<b>2:45.570 (1)</b>	<b>79.59</b>		<b>12:20:04.689</b>

<b>P42 133 Chris WINSTANLEY</b>				
LAP	LAP TIME	MPH	DIFF	TIME OF DAY
1 -	3:07.181	70.40	21.436	12:00:33.205
2 -	2:49.134	77.91	3.389	12:03:22.339
3 -	2:51.193	76.97	5.448	12:06:13.532
4 -	2:49.124	77.91	3.379	12:09:02.656
5 -	2:47.905	78.48	2.160	12:11:50.561
6 -	2:47.194 (3)	78.81	1.449	12:14:37.755
7 -	2:47.133 (2)	78.84	1.388	12:17:24.888
8 -	<b>2:45.745 (1)</b>	<b>79.50</b>		<b>12:20:10.633</b>

<b>P43 42 Ben HOY</b>				
LAP	LAP TIME	MPH	DIFF	TIME OF DAY
1 -	3:09.012	69.71	19.247	12:00:35.036
2 -	2:51.387	76.88	1.622	12:03:26.423
3 -	2:51.260	76.94	1.495	12:06:17.683
4 -	2:50.807 (2)	77.15	1.042	12:09:08.490
5 -	2:50.953	77.08	1.188	12:11:59.443
6 -	2:50.909 (3)	77.10	1.144	12:14:50.352
7 -	<b>2:49.765 (1)</b>	<b>77.62</b>		<b>12:17:40.117</b>
8 -	2:51.131	77.00	1.366	12:20:31.248

<b>P44 145 Ben SMITH</b>				
LAP	LAP TIME	MPH	DIFF	TIME OF DAY
1 -	3:10.016	69.35	20.824	12:00:36.040
2 -	2:54.401	75.56	5.209	12:03:30.441
3 -	2:55.654	75.02	6.462	12:06:26.095
4 -	2:57.221	74.35	8.029	12:09:23.316
5 -	2:51.582	76.80	2.390	12:12:14.898
6 -	<b>2:49.192 (1)</b>	<b>77.88</b>		<b>12:15:04.090</b>
7 -	2:49.255 (2)	77.85	0.063	12:17:53.345
8 -	2:50.165 (3)	77.44	0.973	12:20:43.510

# Clapham North & Kent Models MX-5 Mk1 Championships

## RACE 1 - LAP ANALYSIS

DIFF = Difference To Personal Best Lap, P = In Pit Lane, D = Time Disallowed

<b>P45 178 Andrew GILLIGAN</b>				
LAP	LAP TIME	MPH	DIFF	TIME OF DAY
1 -	3:08.392	69.94	16.012	12:00:34.416
2 -	2:53.553 (2)	75.92	1.173	12:03:27.969
3 -	2:57.525	74.23	5.145	12:06:25.494
4 -	2:58.420	73.85	6.040	12:09:23.914
5 -	2:53.729 (3)	75.85	1.349	12:12:17.643
6 -	2:54.225	75.63	1.845	12:15:11.868
7 -	2:53.832	75.80	1.452	12:18:05.700
8 -	<b>2:52.380 (1)</b>	<b>76.44</b>		<b>12:20:58.080</b>

<b>P46 58 Dale WHITEMAN</b>				
LAP	LAP TIME	MPH	DIFF	TIME OF DAY
1 -	3:08.829	69.78	15.609	12:00:34.853
2 -	2:56.604	74.61	3.384	12:03:31.457
3 -	2:57.144	74.39	3.924	12:06:28.601
4 -	2:57.309	74.32	4.089	12:09:25.910
5 -	2:54.388 (3)	75.56	1.168	12:12:20.298
6 -	2:54.620	75.46	1.400	12:15:14.918
7 -	<b>2:53.220 (1)</b>	<b>76.07</b>		<b>12:18:08.138</b>
8 -	2:53.859 (2)	75.79	0.639	12:21:01.997

<b>P47 64 Donovan DYER</b>				
LAP	LAP TIME	MPH	DIFF	TIME OF DAY
1 -	3:20.369 P	65.76	40.800	12:00:46.393
2 -	5:06.269	43.02	2:26.700	12:05:52.662
3 -	2:40.587	82.06	1.018	12:08:33.249
4 -	2:39.863 (2)	82.43	0.294	12:11:13.112
5 -	<b>2:39.569 (1)</b>	<b>82.58</b>		<b>12:13:52.681</b>
6 -	2:40.334 (3)	82.18	0.765	12:16:33.015
7 -	2:40.994	81.85	1.425	12:19:14.009

<b>P48 60 Stephen DAVIS</b>				
LAP	LAP TIME	MPH	DIFF	TIME OF DAY
1 -	3:21.313	65.45	16.321	12:00:47.337
2 -	3:09.255	69.62	4.263	12:03:56.592
3 -	3:08.045 (3)	70.07	3.053	12:07:04.637
4 -	3:09.879	69.40	4.887	12:10:14.516
5 -	3:05.153 (2)	71.17	0.161	12:13:19.669
6 -	<b>3:04.992 (1)</b>	<b>71.23</b>		<b>12:16:24.661</b>
7 -	3:09.514	69.53	4.522	12:19:34.175

<b>P49 67 Clive CHISNALL</b>				
LAP	LAP TIME	MPH	DIFF	TIME OF DAY
1 -	2:58.197	73.95	15.227	12:00:24.221
2 -	2:55.967	74.88	12.997	12:03:20.188
3 -	3:22.506 P	65.07	39.536	12:06:42.694
4 -	4:43.503	46.48	2:00.533	12:11:26.197
5 -	2:43.790 (3)	80.45	0.820	12:14:09.987
6 -	<b>2:42.970 (1)</b>	<b>80.86</b>		<b>12:16:52.957</b>
7 -	2:43.276 (2)	80.70	0.306	12:19:36.233

<b>P50 821 Chris WATTS</b>				
LAP	LAP TIME	MPH	DIFF	TIME OF DAY
1 -	3:06.161	70.78	16.604	12:00:32.185
2 -	<b>2:49.557 (1)</b>	<b>77.71</b>		<b>12:03:21.742</b>
3 -	2:54.419	75.55	4.862	12:06:16.161
4 -	2:51.682 (3)	76.75	2.125	12:09:07.843
5 -	2:53.329	76.02	3.772	12:12:01.172
6 -	2:51.379 (2)	76.89	1.822	12:14:52.551

DIFF = Difference To Personal Best Lap, P = In Pit Lane, D = Time Disallowed

7 - 2:56.710 74.57 7.153 12:17:49.261

<b>P51 59 Kevin BIRD</b>				
LAP	LAP TIME	MPH	DIFF	TIME OF DAY
1 -	2:55.347	75.15	10.422	12:00:21.371
2 -	2:45.547 (2)	79.60	0.622	12:03:06.918
3 -	2:47.443	78.70	2.518	12:05:54.361
4 -	2:45.661 (3)	79.54	0.736	12:08:40.022
5 -	2:45.803	79.47	0.878	12:11:25.825
6 -	<b>2:44.925 (1)</b>	<b>79.90</b>		<b>12:14:10.750</b>

<b>P52 22 Matt FLOWERS</b>				
LAP	LAP TIME	MPH	DIFF	TIME OF DAY
1 -	3:06.373	70.70	24.043	12:00:32.397
2 -	<b>2:42.330 (1)</b>	<b>81.17</b>		<b>12:03:14.727</b>
3 -	2:45.618 (2)	79.56	3.288	12:06:00.345

<b>P53 21 Thomas WALKER</b>				
LAP	LAP TIME	MPH	DIFF	TIME OF DAY
1 -	2:46.995	78.91	6.764	12:00:13.019
2 -	<b>2:40.231 (1)</b>	<b>82.24</b>		<b>12:02:53.250</b>

<b>P54 25 Tom CANNON</b>				
LAP	LAP TIME	MPH	DIFF	TIME OF DAY
1 -	3:00.813	72.88	14.382	12:00:26.837
2 -	<b>2:46.431 (1)</b>	<b>79.17</b>		<b>12:03:13.268</b>

<b>P55 65 Peter WILLIAMS</b>				
LAP	LAP TIME	MPH	DIFF	TIME OF DAY
1 -	5:12.272	42.19		12:02:38.296
2 -	3:07.889 P	70.13		12:05:46.185

<b>P56 276 Kenan KOUSSETTA</b>				
LAP	LAP TIME	MPH	DIFF	TIME OF DAY
1 -	2:58.759	73.71		12:00:24.783

# Clapham North & Kent Models MX-5 Mk1 Championships

## RACE 1 - STATISTICS

**Competitors Started** 56  
**Planned Start** 2025-03-15 @ 12:10:00.000  
**Actual Start** 2025-03-15 @ 11:57:26.023  
**Finish Time** 2025-03-15 @ 12:18:35.039  
**Track Length** 3.6604mi.  
**Total Laps** 412  
**Total Distance Covered** 1508.1250mi.

### Session Fastest Lap History

NO	CL	NAME	LAP TIME	TIME OF DAY	LAP	VEHICLE
76		Ali BRAY	2:37.952	12:02:45.794	2	Mazda MX-5 Mk1
77		Steve FODEN	2:37.584	12:02:45.998	2	Mazda MX-5 Mk1
19		Adam SPARROW	2:37.487	12:02:46.889	2	Mazda MX-5 Mk1
500	Club	Jordan PIMLEY	2:37.395	12:02:47.135	2	Mazda MX-5 Mk1
500	Club	Jordan PIMLEY	2:37.062	12:13:22.561	6	Mazda MX-5 Mk1
76		Ali BRAY	2:36.968	12:18:36.084	8	Mazda MX-5 Mk1
77		Steve FODEN	2:36.442	12:18:36.354	8	Mazda MX-5 Mk1

### Session Leader History

NO	CL	NAME	FROM LAP	LAPS LED	DISTANCE	VEHICLE
76		Ali BRAY	1	8	29.28 miles	Mazda MX-5 Mk1

### Flag History

TYPE	TIME OF DAY
GREEN	11:57:26.023
FINISH	12:18:35.039

### Flag Statistics

TYPE	COUNT	TOTAL LAPS	TOTAL TIME
Green	1	8	25:27.695
Red	0	0	0.000
Safety Car	0	0	0.000
FCY	0	0	0.000



# Clapham North & Kent Models MX-5 Mk1 Championships

## RACE 1 - STATISTICS

CLASS :

12 Starters

### Fastest Lap History

NO	NAME	LAP TIME	TIME OF DAY	LAP	VEHICLE
76	Ali BRAY	<b>2:37.952</b>	12:02:45.794	2	Mazda MX-5 Mk1
77	Steve FODEN	<b>2:37.584</b>	12:02:45.998	2	Mazda MX-5 Mk1
19	Adam SPARROW	<b>2:37.487</b>	12:02:46.889	2	Mazda MX-5 Mk1
76	Ali BRAY	<b>2:37.239</b>	12:15:59.116	7	Mazda MX-5 Mk1
76	Ali BRAY	<b>2:36.968</b>	12:18:36.084	8	Mazda MX-5 Mk1
77	Steve FODEN	<b>2:36.442</b>	12:18:36.354	8	Mazda MX-5 Mk1

### Leader History

NO	NAME	FROM LAP	LAPS LED	DISTANCE	VEHICLE
76	Ali BRAY	1	8	29.28 miles	Mazda MX-5 Mk1

# Clapham North & Kent Models MX-5 Mk1 Championships

## RACE 1 - STATISTICS

CLASS : R

6 Starters

### Fastest Lap History

NO	NAME	LAP TIME	TIME OF DAY	LAP	VEHICLE
21	Thomas WALKER	<b>2:40.231</b>	12:02:53.250	2	Mazda MX-5 Mk1
52	Paul SIMMARD	<b>2:40.077</b>	12:11:03.885	5	Mazda MX-5 Mk1
64	Donovan DYER	<b>2:39.863</b>	12:11:13.107	4	Mazda MX-5 Mk1
64	Donovan DYER	<b>2:39.569</b>	12:13:52.678	5	Mazda MX-5 Mk1
52	Paul SIMMARD	<b>2:39.551</b>	12:16:25.680	7	Mazda MX-5 Mk1

### Leader History

NO	NAME	FROM LAP	LAPS LED	DISTANCE	VEHICLE
21	Thomas WALKER	1	2	7.32 miles	Mazda MX-5 Mk1
55	James SEALE	3	6	21.96 miles	Mazda MX-5 Mk1

# Clapham North & Kent Models MX-5 Mk1 Championships

## RACE 1 - STATISTICS

CLASS : M

5 Starters

### Fastest Lap History

NO	NAME	LAP TIME	TIME OF DAY	LAP	VEHICLE
45	Graham RUMSEY	<b>2:42.318</b>	12:03:04.098	2	Mazda MX-5 Mk1
45	Graham RUMSEY	<b>2:41.068</b>	12:11:11.452	5	Mazda MX-5 Mk1
45	Graham RUMSEY	<b>2:41.025</b>	12:13:52.478	6	Mazda MX-5 Mk1

### Leader History

NO	NAME	FROM LAP	LAPS LED	DISTANCE	VEHICLE
45	Graham RUMSEY	1	8	29.28 miles	Mazda MX-5 Mk1

# Clapham North & Kent Models MX-5 Mk1 Championships

## RACE 1 - STATISTICS

CLASS : MR

1 Starters

### Fastest Lap History

NO	NAME	LAP TIME	TIME OF DAY	LAP	VEHICLE
133	Chris WINSTANLEY	<b>2:49.134</b>	12:03:22.337	2	Mazda MX-5 Mk1
133	Chris WINSTANLEY	<b>2:49.124</b>	12:09:02.654	4	Mazda MX-5 Mk1
133	Chris WINSTANLEY	<b>2:47.905</b>	12:11:50.558	5	Mazda MX-5 Mk1
133	Chris WINSTANLEY	<b>2:47.194</b>	12:14:37.752	6	Mazda MX-5 Mk1
133	Chris WINSTANLEY	<b>2:47.133</b>	12:17:24.885	7	Mazda MX-5 Mk1
133	Chris WINSTANLEY	<b>2:45.745</b>	12:20:10.629	8	Mazda MX-5 Mk1

### Leader History

NO	NAME	FROM LAP	LAPS LED	DISTANCE	VEHICLE
133	Chris WINSTANLEY	1	8	29.28 miles	Mazda MX-5 Mk1

# Clapham North & Kent Models MX-5 Mk1 Championships

## RACE 1 - STATISTICS

**CLASS : M (G)**

1 Starters

### Fastest Lap History

NO	NAME	LAP TIME	TIME OF DAY	LAP	VEHICLE
68	Paul TUCKER	<b>2:40.955</b>	12:03:01.761	2	Mazda MX-5 Mk1

### Leader History

NO	NAME	FROM LAP	LAPS LED	DISTANCE	VEHICLE
68	Paul TUCKER	1	8	29.28 miles	Mazda MX-5 Mk1

# Clapham North & Kent Models MX-5 Mk1 Championships

## RACE 1 - STATISTICS

**CLASS : Club M**

**4 Starters**

### Fastest Lap History

NO	NAME	LAP TIME	TIME OF DAY	LAP	VEHICLE
1	Jonathan GREENSMITH	<b>2:39.887</b>	12:02:53.125	2	Mazda MX-5 Mk1
1	Jonathan GREENSMITH	<b>2:39.577</b>	12:08:13.258	4	Mazda MX-5 Mk1
1	Jonathan GREENSMITH	<b>2:39.401</b>	12:18:53.614	8	Mazda MX-5 Mk1

### Leader History

NO	NAME	FROM LAP	LAPS LED	DISTANCE	VEHICLE
1	Jonathan GREENSMITH	1	8	29.28 miles	Mazda MX-5 Mk1

# Clapham North & Kent Models MX-5 Mk1 Championships

## RACE 1 - STATISTICS

**CLASS : Club R**

**9 Starters**

### Fastest Lap History

NO	NAME	LAP TIME	TIME OF DAY	LAP	VEHICLE
6	Jack WARRY	<b>2:40.911</b>	12:02:54.910	2	Mazda MX-5 Mk1
6	Jack WARRY	<b>2:39.439</b>	12:05:34.352	3	Mazda MX-5 Mk1
6	Jack WARRY	<b>2:39.331</b>	12:08:13.683	4	Mazda MX-5 Mk1

### Leader History

NO	NAME	FROM LAP	LAPS LED	DISTANCE	VEHICLE
6	Jack WARRY	1	8	29.28 miles	Mazda MX-5 Mk1

# Clapham North & Kent Models MX-5 Mk1 Championships

## RACE 1 - STATISTICS

**CLASS : Club**

12 Starters

### Fastest Lap History

NO	NAME	LAP TIME	TIME OF DAY	LAP	VEHICLE
500	Jordan PIMLEY	<b>2:37.395</b>	12:02:47.135	2	Mazda MX-5 Mk1
500	Jordan PIMLEY	<b>2:37.062</b>	12:13:22.561	6	Mazda MX-5 Mk1

### Leader History

NO	NAME	FROM LAP	LAPS LED	DISTANCE	VEHICLE
500	Jordan PIMLEY	1	8	29.28 miles	Mazda MX-5 Mk1



# Clapham North & Kent Models MX-5 Mk1 Championships

## RACE 1 - STATISTICS

**CLASS : Club MR**

4 Starters

### Fastest Lap History

NO	NAME	LAP TIME	TIME OF DAY	LAP	VEHICLE
128	Del PAICE	<b>2:42.043</b>	12:03:06.898	2	Mazda MX-5 Mk1
128	Del PAICE	<b>2:40.062</b>	12:05:46.967	3	Mazda MX-5 Mk1
128	Del PAICE	<b>2:39.982</b>	12:16:31.944	7	Mazda MX-5 Mk1

### Leader History

NO	NAME	FROM LAP	LAPS LED	DISTANCE	VEHICLE
128	Del PAICE	1	8	29.28 miles	Mazda MX-5 Mk1

# Clapham North & Kent Models MX-5 Mk1 Championships

## RACE 1 - STATISTICS

**CLASS : Club M(G)**

1 Starters

### Fastest Lap History

NO	NAME	LAP TIME	TIME OF DAY	LAP	VEHICLE
75	Nick Le DOYEN	<b>2:42.006</b>	12:03:04.632	2	Mazda MX-5 MK1

### Leader History

NO	NAME	FROM LAP	LAPS LED	DISTANCE	VEHICLE
75	Nick Le DOYEN	1	8	29.28 miles	Mazda MX-5 MK1

# Clapham North & Kent Models MX-5 Mk1 Championships

## RACE 1 - STATISTICS

CLASS : Club R(G)

1 Starters

### Leader History

NO	NAME	FROM LAP	LAPS LED	DISTANCE	VEHICLE
276	Kenan KOUSETTA	1	1	3.66 miles	Mazda MX-5 Mk1

**Clapham North & Kent Models MX-5 Mk1 Championships**

**RACE 6 - GRID (20 minutes) - AMENDED**



ROW 29			57	<b>23</b> Martin TOLLEY	
ROW 28	56	<b>276</b> Kenan KOUSETTA	55	<b>65</b> Peter WILLIAMS	
ROW 27		54	<b>25</b> Tom CANNON	53	<b>21</b> Thomas WALKER
ROW 26	52	<b>22</b> Matt FLOWERS	51	<b>59</b> Kevin BIRD	
ROW 25		50	<b>821</b> Chris WATTS	49	<b>478</b> Steve BARTLETT
ROW 24	48	<b>67</b> Clive CHISNALL	47	<b>60</b> Stephen DAVIS	
ROW 23		46	<b>64</b> Donovan DYER	45	<b>58</b> Dale WHITEMAN
ROW 22	44	<b>178</b> Andrew GILLIGAN	43	<b>145</b> Ben SMITH	
ROW 21		42	<b>42</b> Ben HOY	41	<b>133</b> Chris WINSTANLEY
ROW 20	40	<b>577</b> Chris THELWELL	39	<b>95</b> Mostafa SAYED	
ROW 19		38	<b>4</b> Callum THORP	37	<b>96</b> Matthew TILLER
ROW 18	36	<b>78</b> Richard BARTLETT	35	<b>57</b> Ryan BARLEY	
ROW 17		34	<b>63</b> Thomas GREENWOOD	33	<b>13</b> Charlie VYE
ROW 16	32	<b>73</b> Adam LAWRENCE	31	<b>68</b> Paul TUCKER	
ROW 15		30	<b>291</b> Luke SOUCH	29	<b>33</b> Andi ISTRATE
ROW 14	28	<b>2</b> Matthew MCLUCKIE	27	<b>848</b> Matthew CROZIER	
ROW 13		26	<b>245</b> Jack WOODCOCK	25	<b>50</b> Tim STORER
ROW 12	24	<b>41</b> Oscar TREPES	23	<b>75</b> Nick Le DOYEN	
ROW 11		22	<b>9</b> Jamie TURNER	21	<b>45</b> Graham RUMSEY
ROW 10	20	<b>47</b> Andrey ABALUEV	19	<b>128</b> Del PAICE	
ROW 9		18	<b>29</b> Adam CRAIG	17	<b>264</b> William BREAME
ROW 8	16	<b>114</b> Beau PARRY	15	<b>52</b> Paul SIMMARD	
ROW 7		14	<b>8</b> Neil CHISNALL	13	<b>55</b> James SEALE
ROW 6	12	<b>71</b> Pete SMITH	11	<b>28</b> Jake PAICE	
ROW 5		10	<b>17</b> Harry STORER	9	<b>14</b> Connor CLIFFORD
ROW 4	8	<b>6</b> Jack WARRY	7	<b>1</b> Jonathan GREENSMITH	
ROW 3		6	<b>88</b> William CHADWICK	5	<b>500</b> Jordan PIMLEY
ROW 2	4	<b>3</b> Richard WOOTTEN	3	<b>19</b> Adam SPARROW	
ROW 1		2	<b>77</b> Steve FODEN	1	<b>76</b> Ali BRAY

**Pole**

**Car 478 - 10-grid place penalty - Contravention of Motorsport UK NCR(s): Ch. 12, App. 7, Art. 1.8**

These results are provisional until the conclusion of any judicial and technical matters.

Silverstone GP: 3.6604 miles

Clerk Of Course: Paul Levitt

Timekeeper: Sarah Evans



# Clapham North & Kent Models MX-5 Mk1 Championships

## RACE 6 - CLASSIFICATION

Race Distance: 6 Laps / 21.96 miles

POS	NO	CL	PIC	NAME	ENTRY	LAPS	TIME	GAP	DIFF	MPH	BEST	ON	GRD	↑↓
1	76		1	Ali BRAY	Mazda MX-5 Mk1	6	20:41.547			63.68	2:37.514	2	1	0
2	19		2	Adam SPARROW	Mazda MX-5 Mk1	6	20:41.650	0.103	0.103	63.67	2:37.700	2	3	1
3	77		3	Steve FODEN	Mazda MX-5 Mk1	6	20:41.799	0.252	0.149	63.67	2:36.850	2	2	-1
4	3		4	Richard WOOTTEN	Mazda MX-5 Mk1	6	20:41.949	0.402	0.150	63.66	2:37.753	3	4	0
5	88		5	William CHADWICK	Mazda MX-5 Mk1	6	20:42.216	0.669	0.267	63.64	2:37.175	3	6	1
6	6	Club R	1	Jack WARRY	Mazda MX-5 Mk1	6	20:42.542	0.995	0.326	63.63	2:37.164	3	8	2
7	500	Club	1	Jordan PIMLEY	Mazda MX-5 Mk1	6	20:42.782	1.235	0.240	63.62	2:37.328	3	5	-2
8	1	Club M	1	Jonathan GREENSMITH	Mazda MX-5 Mk1	6	20:43.219	1.672	0.437	63.59	2:37.421	3	7	-1
9	17		6	Harry STORER	Mazda MX-5 Mk1	6	20:43.931	2.384	0.712	63.56	2:37.915	2	10	1
10	14		7	Connor CLIFFORD	Mazda MX-5 Mk1	6	20:44.785	3.238	0.854	63.51	2:37.674	2	9	-1
11	55	R	1	James SEALE	Mazda MX-5 Mk1	6	20:45.422	3.875	0.637	63.48	2:38.686	3	13	2
12	8		8	Neil CHISNALL	Mazda MX-5 Mk1	6	20:45.792	4.245	0.370	63.46	2:40.275	3	14	2
13	114	Club	2	Beau PARRY	Mazda MX-5 Mk1	6	20:46.190	4.643	0.398	63.44	2:39.944	3	16	3
14	47		9	Andrey ABALUEV	Mazda MX-5 Mk1	6	20:46.868	5.321	0.678	63.41	2:38.124	3	20	6
15	128	Club MR	1	Del PAICE	Mazda MX-5 Mk1	6	20:47.376	5.829	0.508	63.38	2:39.145	3	19	4
16	264	Club	3	William BREAME	Mazda MX-5 Mk1	6	20:47.679	6.132	0.303	63.37	2:40.165	3	17	1
17	52	R	2	Paul SIMMARD	Mazda MX-5 Mk1	6	20:48.986	7.439	1.307	63.30	2:40.895	3	15	-2
18	41	Club R	2	Oscar TREPESS	Mazda MX-5 Mk1	6	20:49.497	7.950	0.511	63.27	2:40.943	3	24	6
19	64	R	3	Donovan DYER	Mazda MX-5 Mk1	6	20:49.759	8.212	0.262	63.26	2:40.026	3	46	27
20	28	Club	4	Jake PAICE	Mazda MX-5 Mk1	6	20:50.229	8.682	0.470	63.24	2:41.974	3	11	-9
21	59	Club R	3	Kevin BIRD	Mazda MX-5 Mk1	6	20:51.046	9.499	0.817	63.20	2:40.614	3	51	30
22	45	M	1	Graham RUMSEY	Mazda MX-5 Mk1	6	20:51.657	10.110	0.611	63.16	2:42.680	2	21	-1
23	68	M (G)	1	Paul TUCKER	Mazda MX-5 Mk1	6	20:53.324	11.777	1.667	63.08	2:41.952	3	31	8
24	50	M	2	Tim STORER	Mazda MX-5 Mk1	6	20:54.290	12.743	0.966	63.03	2:41.818	3	25	1
25	21	R	4	Thomas WALKER	Mazda MX-5 Mk1	6	20:54.590	13.043	0.300	63.02	2:41.497	3	53	28
26	577	M	3	Chris THELWELL	Mazda MX-5 Mk1	6	20:55.755	14.208	1.165	62.96	2:43.808	3	40	14
27	33	Club R	4	Andi ISTRATE	Mazda MX-5 Mk1	6	20:55.791	14.244	0.036	62.96	2:42.342	3	29	2
28	245	Club	5	Jack WOODCOCK	Mazda MX-5 Mk1	6	20:56.511	14.964	0.720	62.92	2:44.160	3	26	-2
29	848	Club	6	Matthew CROZIER	Mazda MX-5 Mk1	6	20:58.570	17.023	2.059	62.82	2:44.043	3	27	-2
30	2	R	5	Matthew MCLUCKIE	Mazda MX-5 Mk1	6	20:59.274	17.727	0.704	62.78	2:45.454	3	28	-2
31	63	Club	7	Thomas GREENWOOD	Mazda MX-5 Mk1	6	20:59.892	18.345	0.618	62.75	2:45.248	3	34	3
32	73	Club	8	Adam LAWRENCE	Mazda MX-5 Mk1	6	21:00.926	19.379	1.034	62.70	2:43.881	3	32	0
33	75	Club M(G)	1	Nick Le DOYEN	Mazda MX-5 Mk1	6	21:01.738	20.191	0.812	62.66	2:41.999	2	23	-10
34	57	Club R	5	Ryan BARLEY	Mazda MX-5 Mk1	6	21:03.403	21.856	1.665	62.58	2:47.169	3	35	1
35	96	R	6	Matthew TILLER	Mazda MX-5 Mk1	6	21:05.331	23.784	1.928	62.48	2:47.183	2	37	2
36	67	M	4	Clive CHISNALL	Mazda MX-5 Mk1	6	21:05.788	24.241	0.457	62.46	2:44.279	3	48	12
37	291	Club	9	Luke SOUCH	Mazda MX-5 Mk1	6	21:06.466	24.919	0.678	62.43	2:44.925	3	30	-7
38	65	Club M	2	Peter WILLIAMS	Mazda MX-5 Mk1	6	21:07.480	25.933	1.014	62.38	2:46.240	3	55	17
39	4	Club R	6	Callum THORP	Mazda MX-5 Mk1	6	21:08.490	26.943	1.010	62.33	2:46.470	3	38	-1
40	25	Club	10	Tom CANNON	Mazda MX-5 Mk1	6	21:10.019	28.472	1.529	62.25	2:46.944	2	54	14
41	13	Club R	7	Charlie VYE	Mazda MX-5 Mk1	6	21:10.662	29.115	0.643	62.22	2:47.489	3	33	-8
42	95	Club R	8	Mostafa SAYED	Mazda MX-5 Mk1	6	21:13.063	31.516	2.401	62.10	2:46.217	3	39	-3
43	42	Club R	9	Ben HOY	Mazda MX-5 Mk1	6	21:13.942	32.395	0.879	62.06	2:49.137	3	42	-1
44	78	M	5	Richard BARTLETT	Mazda MX-5 Mk1	6	21:14.416	32.869	0.474	62.04	2:47.829	3	36	-8
45	276	Club R(G)	1	Kenan KOUSETTA	Mazda MX-5 Mk1	6	21:16.615	35.068	2.199	61.93	2:48.380	3	56	11
46	133	MR	1	Chris WINSTANLEY	Mazda MX-5 Mk1	6	21:18.748	37.201	2.133	61.83	2:49.420	3	41	-5
47	145	Club MR	2	Ben SMITH	Mazda MX-5 Mk1	6	21:19.851	38.304	1.103	61.77	2:54.355	2	43	-4
48	58	Club M	3	Dale WHITEMAN	Mazda MX-5 Mk1	6	21:22.718	41.171	2.867	61.63	2:55.422	2	45	-3
49	60	Club MR	3	Stephen DAVIS	Mazda MX-5 Mk1	6	21:25.587	44.040	2.869	61.50	3:06.651	2	47	-2

### NOT CLASSIFIED

DNF	478			Steve BARTLETT	Mazda MX-5 Mk1	3	8:17.614	3 Laps	3 Laps	79.44	2:41.122	3	49	
DNF	29			Adam CRAIG	Mazda MX-5 Mk1	2	5:52.278	4 Laps	1 Lap	74.81			18	
DNF	9	Club		Jamie TURNER	Mazda MX-5 Mk1	2	5:59.487	4 Laps	7.209	73.31			22	
DNF	178	Club MR		Andrew GILLIGAN	Mazda MX-5 Mk1	2	6:02.336	4 Laps	2.849	72.73	2:51.773	2	44	
DNF	71			Pete SMITH	Mazda MX-5 Mk1	0							12	
DNF	23	M		Martin TOLLEY	Mazda MX-5 Mk1	0							57	

### NOT STARTED

NS	821	Club M		Chris WATTS	Mazda MX-5 Mk1								50	
NS	22	Club		Matt FLOWERS	Mazda MX-5 Mk1								52	

### FASTEST LAP

77				Steve FODEN	Mazda MX-5 Mk1	2	2:36.850			84.01 mph			135.20 kph	
6	Club R			Jack WARRY	Mazda MX-5 Mk1	3	2:37.164			83.84 mph			134.93 kph	
500	Club			Jordan PIMLEY	Mazda MX-5 Mk1	3	2:37.328			83.75 mph			134.79 kph	

Weather / Track : Bright / Dry

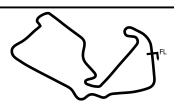
These results are provisional until the conclusion of any judicial and technical matters.

Date: 15/03/2025 Start: 17:23 Finish: 17:43

Silverstone GP: 3.6604 miles

Clerk Of Course: Paul Levitt

Timekeeper: Sarah Evans



# Clapham North & Kent Models MX-5 Mk1 Championships

## RACE 6 - CLASSIFICATION

Race Distance: 6 Laps / 21.96 miles

1	Club M	Jonathan GREENSMITH	Mazda MX-5 Mk1	3	2:37.421	83.71 mph	134.71 kph
55	R	James SEALE	Mazda MX-5 Mk1	3	2:38.686	83.04 mph	133.64 kph
128	Club MR	Del PAICE	Mazda MX-5 Mk1	3	2:39.145	82.80 mph	133.25 kph
50	M	Tim STORER	Mazda MX-5 Mk1	3	2:41.818	81.43 mph	131.05 kph
68	M (G)	Paul TUCKER	Mazda MX-5 Mk1	3	2:41.952	81.36 mph	130.94 kph
75	Club M(G)	Nick Le DOYEN	Mazda MX-5 MK1	2	2:41.999	81.34 mph	130.91 kph
276	Club R(G)	Kenan KOUSETTA	Mazda MX-5 Mk1	3	2:48.380	78.26 mph	125.95 kph
133	MR	Chris WINSTANLEY	Mazda MX-5 Mk1	3	2:49.420	77.78 mph	125.17 kph

Weather / Track : Bright / Dry

These results are provisional until the conclusion of any judicial and technical matters.

Date: 15/03/2025 Start: 17:23 Finish: 17:43

Silverstone GP: 3.6604 miles

Clerk Of Course: Paul Levitt

Timekeeper: Sarah Evans



**Clapham North & Kent Models MX-5 Mk1 Championships**

**RACE 6 - CLASSIFICATION - AMENDED**

Race Distance: 6 Laps / 21.96 miles

POS	NO	CL	PIC	NAME	ENTRY	LAPS	TIME	GAP	DIFF	MPH	BEST	ON	GRD	↑↓
1	76		1	Ali BRAY	Mazda MX-5 Mk1	6	20:41.547			63.68	2:37.514	2	1	0
2	19		2	Adam SPARROW	Mazda MX-5 Mk1	6	20:41.650	0.103	0.103	63.67	2:37.700	2	3	1
3	77		3	Steve FODEN	Mazda MX-5 Mk1	6	20:41.799	0.252	0.149	63.67	2:36.850	2	2	-1
4	3		4	Richard WOOTTEN	Mazda MX-5 Mk1	6	20:41.949	0.402	0.150	63.66	2:37.753	3	4	0
5	88		5	William CHADWICK	Mazda MX-5 Mk1	6	20:42.216	0.669	0.267	63.64	2:37.175	3	6	1
6	6	Club R	1	Jack WARRY	Mazda MX-5 Mk1	6	20:42.542	0.995	0.326	63.63	2:37.164	3	8	2
7	500	Club	1	Jordan PIMLEY	Mazda MX-5 Mk1	6	20:42.782	1.235	0.240	63.62	2:37.328	3	5	-2
8	1	Club M	1	Jonathan GREENSMITH	Mazda MX-5 Mk1	6	20:43.219	1.672	0.437	63.59	2:37.421	3	7	-1
9	17		6	Harry STORER	Mazda MX-5 Mk1	6	20:43.931	2.384	0.712	63.56	2:37.915	2	10	1
10	14		7	Connor CLIFFORD	Mazda MX-5 Mk1	6	20:44.785	3.238	0.854	63.51	2:37.674	2	9	-1
11	55	R	1	James SEALE	Mazda MX-5 Mk1	6	20:45.422	3.875	0.637	63.48	2:38.686	3	13	2
12	8		8	Neil CHISNALL	Mazda MX-5 Mk1	6	20:45.792	4.245	0.370	63.46	2:40.275	3	14	2
13	114	Club	2	Beau PARRY	Mazda MX-5 Mk1	6	20:46.190	4.643	0.398	63.44	2:39.944	3	16	3
14	47		9	Andrey ABALUEV	Mazda MX-5 Mk1	6	20:46.868	5.321	0.678	63.41	2:38.124	3	20	6
15	128	Club MR	1	Del PAICE	Mazda MX-5 Mk1	6	20:47.376	5.829	0.508	63.38	2:39.145	3	19	4
16	264	Club	3	William BREAME	Mazda MX-5 Mk1	6	20:47.679	6.132	0.303	63.37	2:40.165	3	17	1
17	52	R	2	Paul SIMMARD	Mazda MX-5 Mk1	6	20:48.986	7.439	1.307	63.30	2:40.895	3	15	-2
18	41	Club R	2	Oscar TREPESS	Mazda MX-5 Mk1	6	20:49.497	7.950	0.511	63.27	2:40.943	3	24	6
19	64	R	3	Donovan DYER	Mazda MX-5 Mk1	6	20:49.759	8.212	0.262	63.26	2:40.026	3	46	27
20	28	Club	4	Jake PAICE	Mazda MX-5 Mk1	6	20:50.229	8.682	0.470	63.24	2:41.974	3	11	-9
21	59	Club R	3	Kevin BIRD	Mazda MX-5 Mk1	6	20:51.046	9.499	0.817	63.20	2:40.614	3	51	30
22	45	M	1	Graham RUMSEY	Mazda MX-5 Mk1	6	20:51.657	10.110	0.611	63.16	2:42.680	2	21	-1
23	68	M (G)	1	Paul TUCKER	Mazda MX-5 Mk1	6	20:53.324	11.777	1.667	63.08	2:41.952	3	31	8
24	50	M	2	Tim STORER	Mazda MX-5 Mk1	6	20:54.290	12.743	0.966	63.03	2:41.818	3	25	1
25	21	R	4	Thomas WALKER	Mazda MX-5 Mk1	6	20:54.590	13.043	0.300	63.02	2:41.497	3	53	28
26	33	Club R	4	Andi ISTRATE	Mazda MX-5 Mk1	6	20:55.791	14.244	1.201	62.96	2:42.342	3	29	3
27	577*	M	3	Chris THELWELL	Mazda MX-5 Mk1	6	20:55.755			62.96	2:43.808	3	40	13
28	245	Club	5	Jack WOODCOCK	Mazda MX-5 Mk1	6	20:56.511	14.964		62.92	2:44.160	3	26	-2
29	848	Club	6	Matthew CROZIER	Mazda MX-5 Mk1	6	20:58.570	17.023	2.059	62.82	2:44.043	3	27	-2
30	2	R	5	Matthew MCLUCKIE	Mazda MX-5 Mk1	6	20:59.274	17.727	0.704	62.78	2:45.454	3	28	-2
31	63	Club	7	Thomas GREENWOOD	Mazda MX-5 Mk1	6	20:59.892	18.345	0.618	62.75	2:45.248	3	34	3
32	73	Club	8	Adam LAWRENCE	Mazda MX-5 Mk1	6	21:00.926	19.379	1.034	62.70	2:43.881	3	32	0
33	75	Club M(G)	1	Nick Le DOYEN	Mazda MX-5 Mk1	6	21:01.738	20.191	0.812	62.66	2:41.999	2	23	-10
34	57	Club R	5	Ryan BARLEY	Mazda MX-5 Mk1	6	21:03.403	21.856	1.665	62.58	2:47.169	3	35	1
35	96	R	6	Matthew TILLER	Mazda MX-5 Mk1	6	21:05.331	23.784	1.928	62.48	2:47.183	2	37	2
36	67	M	4	Clive CHISNALL	Mazda MX-5 Mk1	6	21:05.788	24.241	0.457	62.46	2:44.279	3	48	12
37	291	Club	9	Luke SOUCH	Mazda MX-5 Mk1	6	21:06.466	24.919	0.678	62.43	2:44.925	3	30	-7
38	65	Club M	2	Peter WILLIAMS	Mazda MX-5 Mk1	6	21:07.480	25.933	1.014	62.38	2:46.240	3	55	17
39	4	Club R	6	Callum THORP	Mazda MX-5 Mk1	6	21:08.490	26.943	1.010	62.33	2:46.470	3	38	-1
40	25	Club	10	Tom CANNON	Mazda MX-5 Mk1	6	21:10.019	28.472	1.529	62.25	2:46.944	2	54	14
41	13	Club R	7	Charlie VYE	Mazda MX-5 Mk1	6	21:10.662	29.115	0.643	62.22	2:47.489	3	33	-8
42	95	Club R	8	Mostafa SAYED	Mazda MX-5 Mk1	6	21:13.063	31.516	2.401	62.10	2:46.217	3	39	-3
43	42	Club R	9	Ben HOY	Mazda MX-5 Mk1	6	21:13.942	32.395	0.879	62.06	2:49.137	3	42	-1
44	78	M	5	Richard BARTLETT	Mazda MX-5 Mk1	6	21:14.416	32.869	0.474	62.04	2:47.829	3	36	-8
45	276	Club R(G)	1	Kenan KOUSETTA	Mazda MX-5 Mk1	6	21:16.615	35.068	2.199	61.93	2:48.380	3	56	11
46	133	MR	1	Chris WINSTANLEY	Mazda MX-5 Mk1	6	21:18.748	37.201	2.133	61.83	2:49.420	3	41	-5
47	145	Club MR	2	Ben SMITH	Mazda MX-5 Mk1	6	21:19.851	38.304	1.103	61.77	2:54.355	2	43	-4
48	58	Club M	3	Dale WHITEMAN	Mazda MX-5 Mk1	6	21:22.718	41.171	2.867	61.63	2:55.422	2	45	-3
49	60	Club MR	3	Stephen DAVIS	Mazda MX-5 Mk1	6	21:25.587	44.040	2.869	61.50	3:06.651	2	47	-2

NOT CLASSIFIED

DNF	478			Steve BARTLETT	Mazda MX-5 Mk1	3	8:17.614	3 Laps	3 Laps	79.44	2:41.122	3	49	
DNF	29			Adam CRAIG	Mazda MX-5 Mk1	2	5:52.278	4 Laps	1 Lap	74.81			18	
DNF	9	Club		Jamie TURNER	Mazda MX-5 Mk1	2	5:59.487	4 Laps	7.209	73.31			22	
DNF	178	Club MR		Andrew GILLIGAN	Mazda MX-5 Mk1	2	6:02.336	4 Laps	2.849	72.73	2:51.773	2	44	
DNF	71			Pete SMITH	Mazda MX-5 Mk1	0							12	
DNF	23	M		Martin TOLLEY	Mazda MX-5 Mk1	0							57	

NOT STARTED

NS	821	Club M		Chris WATTS	Mazda MX-5 Mk1								50	
NS	22	Club		Matt FLOWERS	Mazda MX-5 Mk1								52	

FASTEST LAP

77				Steve FODEN	Mazda MX-5 Mk1	2	2:36.850			84.01 mph			135.20 kph	
6		Club R		Jack WARRY	Mazda MX-5 Mk1	3	2:37.164			83.84 mph			134.93 kph	
500		Club		Jordan PIMLEY	Mazda MX-5 Mk1	3	2:37.328			83.75 mph			134.79 kph	

Weather / Track : Bright / Dry

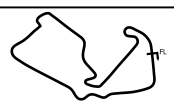
These results are provisional until the conclusion of any judicial and technical matters.

Date: 15/03/2025 Start: 17:23 Finish: 17:43

Silverstone GP: 3.6604 miles

Clerk Of Course: Paul Levitt

Timekeeper: Sarah Evans



# Clapham North & Kent Models MX-5 Mk1 Championships

## RACE 6 - CLASSIFICATION - AMENDED

Race Distance: 6 Laps / 21.96 miles

1	Club M	Jonathan GREENSMITH	Mazda MX-5 Mk1	3	2:37.421	83.71 mph	134.71 kph
55	R	James SEALE	Mazda MX-5 Mk1	3	2:38.686	83.04 mph	133.64 kph
128	Club MR	Del PAICE	Mazda MX-5 Mk1	3	2:39.145	82.80 mph	133.25 kph
50	M	Tim STORER	Mazda MX-5 Mk1	3	2:41.818	81.43 mph	131.05 kph
68	M (G)	Paul TUCKER	Mazda MX-5 Mk1	3	2:41.952	81.36 mph	130.94 kph
75	Club M(G)	Nick Le DOYEN	Mazda MX-5 MK1	2	2:41.999	81.34 mph	130.91 kph
276	Club R(G)	Kenan KOUSETTA	Mazda MX-5 Mk1	3	2:48.380	78.26 mph	125.95 kph
133	MR	Chris WINSTANLEY	Mazda MX-5 Mk1	3	2:49.420	77.78 mph	125.17 kph

**Car 577 - 1 position penalty - Contravention of Motorsport UK NCR(s): Ch. 12, App. 8, Art. 2**

Weather / Track : Bright / Dry

These results are provisional until the conclusion of any judicial and technical matters.

Date: 15/03/2025 Start: 17:23 Finish: 17:43

Silverstone GP: 3.6604 miles

Clerk Of Course: Paul Levitt

Timekeeper: Sarah Evans





# Clapham North & Kent Models MX-5 Mk1 Championships

## RACE 6 - LAP CHART

LAP 1 @ 17:25:50.694			LAP 2 @ 17:28:28.126			LAP 3 @ 17:31:07.166			LAP 4 @ 17:34:18.884			LAP 5 @ 17:39:17.413		
NO	BEHIND	LAP TIME	NO	BEHIND	LAP TIME	NO	BEHIND	LAP TIME	NO	BEHIND	LAP TIME	NO	BEHIND	LAP TIME
76		2:39.844	77		2:36.850	76		2:38.958	76		3:11.718	76		4:58.529
19	0.281	2:40.125	76	0.082	2:37.514	19	0.325	2:38.816	19	0.506	3:11.899	19	0.673	4:58.696
77	0.582	2:40.426	19	0.549	2:37.700	77	0.722	2:39.762	77	1.035	3:12.031	77	1.443	4:58.937
3	1.659	2:41.503	3	2.457	2:38.230	3	1.170	2:37.753	3	1.594	3:12.142	3	2.116	4:59.051
88	3.027	2:42.871	88	3.429	2:37.834	88	1.564	2:37.175	88	2.467	3:12.621	88	3.160	4:59.222
6	3.184	2:43.028	6	3.840	2:38.088	6	1.964	2:37.164	6	2.935	3:12.689	6	3.642	4:59.236
17	4.112	2:43.956	17	4.595	2:37.915	500	3.758	2:37.328	500	3.427	3:11.387	500	4.119	4:59.221
1	4.277	2:44.121	500	5.470	2:37.428	17	4.456	2:38.901	1	4.145	3:11.367	1	5.104	4:59.488
500	5.474	2:45.318	14	6.114	2:37.674	1	4.496	2:37.421	17	4.598	3:11.860	17	6.138	5:00.069
14	5.872	2:45.716	1	6.115	2:39.270	14	6.444	2:39.370	14	5.018	3:10.292	14	6.805	5:00.316
8	6.519	2:46.363	8	9.675	2:40.588	8	10.910	2:40.275	55	6.587	3:06.883	55	7.344	4:59.286
28	6.736	2:46.580	114	10.907	2:41.304	55	11.422	2:38.686	8	7.012	3:07.820	8	8.339	4:59.856
114	7.035	2:46.879	55	11.776	2:41.221	114	11.811	2:39.944	114	7.500	3:07.407	114	9.275	5:00.304
55	7.987	2:47.831	128	13.017	2:40.871	47	12.614	2:38.124	47	8.292	3:07.396	47	11.453	5:01.690
52	8.683	2:48.527	264	13.247	2:41.529	128	13.122	2:39.145	128	9.054	3:07.650	128	12.370	5:01.845
264	9.150	2:48.994	47	13.530	2:40.573	264	14.372	2:40.165	264	10.027	3:07.373	264	13.793	5:02.295
9	9.383	2:49.227	52	14.180	2:42.929	52	16.035	2:40.895	52	10.629	3:06.312	52	14.834	5:02.734
128	9.578	2:49.422	41	14.814	2:41.072	41	16.717	2:40.943	41	11.169	3:06.170	41	15.608	5:02.968
47	10.389	2:50.233	45	18.816	2:42.680	478	21.298	2:41.122	64	12.037	3:02.362	64	16.597	5:03.089
41	11.174	2:51.018	478	19.216	2:42.117	64	21.393	2:40.026	28	12.536	3:01.582	28	17.748	5:03.741
29	11.273	2:51.117	28	19.738	2:50.434	28	22.672	2:41.974	59	13.019	3:01.480	59	18.905	5:04.415
45	13.568	2:53.412	64	20.407	2:41.952	45	23.130	2:43.354	45	13.437	3:02.025	45	19.980	5:05.072
245	13.642	2:53.486	68	20.782	2:44.163	59	23.257	2:40.614	68	14.002	3:02.026	68	20.895	5:05.422
50	13.856	2:53.700	50	21.382	2:44.958	68	23.694	2:41.952	50	14.753	3:02.311	50	22.833	5:06.609
68	14.051	2:53.895	59	21.683	2:43.714	50	24.160	2:41.818	21	15.382	3:00.056	21	24.050	5:07.197
478	14.531	2:54.375	33	23.736	2:45.620	33	27.038	2:42.342	33	16.303	3:00.983	33	25.285	5:07.511
2	14.669	2:54.513	2	23.828	2:46.591	21	27.044	2:41.497	577	17.584	3:00.397	577	26.285	5:07.230
59	15.401	2:55.245	245	23.843	2:47.633	577	28.905	2:43.808	245	18.549	3:01.304	245	27.618	5:07.598
33	15.548	2:55.392	577	24.137	2:45.121	245	28.963	2:44.160	848	20.464	3:01.981	848	29.046	5:07.111
64	15.887	2:55.731	21	24.587	2:42.101	848	30.201	2:44.043	2	20.891	3:02.367	2	30.162	5:07.800
63	16.125	2:55.969	63	24.813	2:46.120	2	30.242	2:45.454	63	21.523	3:02.220	63	31.616	5:08.622
577	16.448	2:56.292	848	25.198	2:46.139	63	31.021	2:45.248	73	22.533	3:02.967	73	33.403	5:09.399
848	16.491	2:56.335	73	26.443	2:46.072	73	31.284	2:43.881	75	23.100	3:01.322	75	34.362	5:09.791
73	17.803	2:56.647	75	30.429	2:41.999	75	33.496	2:42.107	57	27.174	2:58.917	57	36.534	5:07.889
21	19.918	2:59.762	96	31.518	2:47.183	57	39.975	2:47.169	96	28.124	2:59.626	96	37.905	5:08.310
57	21.520	3:01.364	57	31.846	2:47.758	96	40.216	2:47.738	67	28.738	2:58.628	67	39.974	5:09.765
96	21.767	3:01.611	29	35.002	3:01.161 P	67	41.828	2:44.279	291	29.394	2:56.322	291	42.431	5:11.566
75	25.862	3:05.706	67	36.589	2:46.007	291	44.790	2:44.925	65	31.029	2:57.872	65	43.379	5:10.879
4	27.059	3:06.903	25	37.412	2:46.944	65	44.875	2:46.240	4	32.021	2:57.547	4	44.291	5:10.799
95	27.374	3:07.218	65	37.675	2:46.738	4	46.192	2:46.470	25	36.440	3:01.569	25	45.695	5:07.784
25	27.900	3:07.744	13	38.279	2:47.709	25	46.589	2:48.217	13	37.114	3:02.104	13	46.672	5:08.087
13	28.002	3:07.846	4	38.762	2:49.135	13	46.728	2:47.489	95	37.656	3:01.498	95	47.712	5:08.585
67	28.014	3:07.858	291	38.905	2:45.285	95	47.876	2:46.217	42	41.025	3:00.601	42	49.415	5:06.919
65	28.369	3:08.213	95	40.699	2:50.757	42	52.142	2:49.137	78	42.677	2:57.788	78	50.718	5:06.570
42	28.840	3:08.684	42	42.045	2:50.637	78	56.607	2:47.829	276	46.924	3:01.524	276	52.511	5:04.116
178	30.719	3:10.563	9	42.211	3:10.260 P	276	57.118	2:48.380	133	50.036	3:03.103	133	53.358	5:01.851
291	31.052	3:10.896	178	45.060	2:51.773	133	58.651	2:49.420	145	54.350	2:59.723	145	54.961	4:59.140
276	31.067	3:10.911	276	47.778	2:54.143	145	1:06.345	2:56.068	58	1:05.818	3:07.282	58	56.477	4:49.188
145	32.394	3:12.238	78	47.818	2:48.393	58	1:10.254	2:56.848	60	1:40.671	3:12.036	60	57.832	4:15.690
133	33.901	3:13.745	133	48.271	2:51.802	60	1:40.353	3:08.483						
58	34.456	3:14.300	145	49.317	2:54.355									
78	36.857	3:16.701	58	52.446	2:55.422									
60	41.691	3:21.535	60	1:10.910	3:06.651									

# Clapham North & Kent Models MX-5 Mk1 Championships

## RACE 6 - LAP CHART

**LAP 6** @ 17:43:52.397

NO	BEHIND	LAP TIME
76		4:34.984
19	0.103	4:34.414
77	0.252	4:33.793
3	0.402	4:33.270
88	0.669	4:32.493
6	0.995	4:32.337
500	1.235	4:32.100
1	1.672	4:31.552
17	2.384	4:31.230
14	3.238	4:31.417
55	3.875	4:31.515
8	4.245	4:30.890
114	4.643	4:30.352
47	5.321	4:28.852
128	5.829	4:28.443
264	6.132	4:27.323
52	7.439	4:27.589
41	7.950	4:27.326
64	8.212	4:26.599
28	8.682	4:25.918
59	9.499	4:25.578
45	10.110	4:25.114
68	11.777	4:25.866
50	12.743	4:24.894
21	13.043	4:23.977
577	14.208	4:22.907
33	14.244	4:23.943
245	14.964	4:22.330
848	17.023	4:22.961
2	17.727	4:22.549
63	18.345	4:21.713
73	19.379	4:20.960
75	20.191	4:20.813
57	21.856	4:20.306
96	23.784	4:20.863
67	24.241	4:19.251
291	24.919	4:17.472
65	25.933	4:17.538
4	26.943	4:17.636
25	28.472	4:17.761
13	29.115	4:17.427
95	31.516	4:18.788
42	32.395	4:17.964
78	32.869	4:17.135
276	35.068	4:17.541
133	37.201	4:18.827
145	38.304	4:18.327
58	41.171	4:19.678
60	44.040	4:21.192

# Clapham North & Kent Models MX-5 Mk1 Championships

## RACE 6 - POSITION CHART

No	Name	Lap Pos	Lap					
			1	2	3	4	5	6
76	BRAY	1	76	77	76	76	76	76
77	FODEN	2	19	76	19	19	19	19
19	SPARROW	3	77	19	77	77	77	77
3	WOOTTEN	4	3	3	3	3	3	3
500	PIMLEY	5	88	88	88	88	88	88
88	CHADWICK	6	6	6	6	6	6	6
1	GREENSMITH	7	17	17	500	500	500	500
6	WARRY	8	1	500	17	1	1	1
14	CLIFFORD	9	500	14	1	17	17	17
17	STORER	10	14	1	14	14	14	14
28	PAICE	11	8	8	8	55	55	55
71	SMITH	12	28	114	55	8	8	8
55	SEALE	13	114	55	114	114	114	114
8	CHISNALL	14	55	128	47	47	47	47
52	SIMMARD	15	52	264	128	128	128	128
114	PARRY	16	264	47	264	264	264	264
264	BREAME	17	9	52	52	52	52	52
29	CRAIG	18	128	41	41	41	41	41
128	PAICE	19	47	45	478	64	64	64
47	ABALUEV	20	41	478	64	28	28	28
45	RUMSEY	21	29	28	28	59	59	59
9	TURNER	22	45	64	45	45	45	45
75	DOYEN	23	245	68	59	68	68	68
41	TREPES	24	50	50	68	50	50	50
50	STORER	25	68	59	50	21	21	21
245	WOODCOCK	26	478	33	33	33	33	577
848	CROZIER	27	2	2	21	577	577	33
2	MCLUCKIE	28	59	245	577	245	245	245
33	ISTRATE	29	33	577	245	848	848	848
291	SOUCH	30	64	21	848	2	2	2
68	TUCKER	31	63	63	2	63	63	63
73	LAWRENCE	32	577	848	63	73	73	73
13	VYE	33	848	73	73	75	75	75
63	GREENWOOD	34	73	75	75	57	57	57
57	BARLEY	35	21	96	57	96	96	96
78	BARTLETT	36	57	57	96	67	67	67
96	TILLER	37	96	29	67	291	291	291
4	THORP	38	75	67	291	65	65	65
95	SAYED	39	4	25	65	4	4	4
577	THELWELL	40	95	65	4	25	25	25
133	WINSTANLEY	41	25	13	25	13	13	13
42	HOY	42	13	4	13	95	95	95
145	SMITH	43	67	291	95	42	42	42
178	GILLIGAN	44	65	95	42	78	78	78
58	WHITEMAN	45	42	42	78	276	276	276

Weather / Track : Bright / Dry

Silverstone GP: 3.6604 miles  
Date: 15/03/2025 Start: 17:23 Finish: 17:43

Results can be found at [www.tsl-timing.com](http://www.tsl-timing.com)

Page 1 of 2

Printed - 17:48 Saturday, 15 March 2025

# Clapham North & Kent Models MX-5 Mk1 Championships

## RACE 6 - POSITION CHART

No	Name	Lap Pos	Lap					
			1	2	3	4	5	6
64	DYER	46	178	9	276	133	133	133
60	DAVIS	47	291	178	133	145	145	145
67	CHISNALL	48	276	276	145	58	58	58
478	BARTLETT	49	145	78	58	60	60	60
821	WATTS	50	133	133	60			
59	BIRD	51	58	145				
22	FLOWERS	52	78	58				
21	WALKER	53	60	60				
25	CANNON	54						
65	WILLIAMS	55						
276	KOusetta	56						
23	TOLLEY	57						

# Clapham North & Kent Models MX-5 Mk1 Championships

## RACE 6 - LAP ANALYSIS

DIFF = Difference To Personal Best Lap, P = In Pit Lane, D = Time Disallowed

P1 76 Ali BRAY				
LAP	LAP TIME	MPH	DIFF	TIME OF DAY
1 -	2:39.844	82.44	2.330	17:25:50.694
2 -	<b>2:37.514 (1)</b>	<b>83.66</b>		<b>17:28:28.208</b>
3 -	2:38.958 (2)	82.90	1.444	17:31:07.166
4 -	<b>3:11.718 (3)</b>	68.73	34.204	<b>17:34:18.884</b>
5 -	4:58.529	44.14	2:21.015	17:39:17.413
6 -	4:34.984	47.92	1:57.470	17:43:52.397

P2 19 Adam SPARROW				
LAP	LAP TIME	MPH	DIFF	TIME OF DAY
1 -	2:40.125	82.29	2.425	17:25:50.975
2 -	<b>2:37.700 (1)</b>	<b>83.56</b>		<b>17:28:28.675</b>
3 -	2:38.816 (2)	82.97	1.116	17:31:07.491
4 -	<b>3:11.899 (3)</b>	68.67	34.199	<b>17:34:19.390</b>
5 -	4:58.696	44.11	2:20.996	17:39:18.086
6 -	4:34.414	48.02	1:56.714	17:43:52.500

P3 77 Steve FODEN				
LAP	LAP TIME	MPH	DIFF	TIME OF DAY
1 -	2:40.426	82.14	3.576	17:25:51.276
2 -	<b>2:36.850 (1)</b>	<b>84.01</b>		<b>17:28:28.126</b>
3 -	2:39.762 (2)	82.48	2.912	17:31:07.888
4 -	<b>3:12.031 (3)</b>	68.62	35.181	<b>17:34:19.919</b>
5 -	4:58.937	44.08	2:22.087	17:39:18.856
6 -	4:33.793	48.13	1:56.943	17:43:52.649

P4 3 Richard WOOTTEN				
LAP	LAP TIME	MPH	DIFF	TIME OF DAY
1 -	2:41.503	81.59	3.750	17:25:52.353
2 -	2:38.230 (2)	83.28	0.477	17:28:30.583
3 -	<b>2:37.753 (1)</b>	<b>83.53</b>		<b>17:31:08.336</b>
4 -	<b>3:12.142 (3)</b>	68.58	34.389	<b>17:34:20.478</b>
5 -	4:59.051	44.06	2:21.298	17:39:19.529
6 -	4:33.270	48.22	1:55.517	17:43:52.799

P5 88 William CHADWICK				
LAP	LAP TIME	MPH	DIFF	TIME OF DAY
1 -	2:42.871	80.90	5.696	17:25:53.721
2 -	2:37.834 (2)	83.49	0.659	17:28:31.555
3 -	<b>2:37.175 (1)</b>	<b>83.84</b>		<b>17:31:08.730</b>
4 -	<b>3:12.621 (3)</b>	68.41	35.446	<b>17:34:21.351</b>
5 -	4:59.222	44.04	2:22.047	17:39:20.573
6 -	4:32.493	48.36	1:55.318	17:43:53.066

P6 6 Jack WARRY				
LAP	LAP TIME	MPH	DIFF	TIME OF DAY
1 -	2:43.028	80.83	5.864	17:25:53.878
2 -	2:38.088 (2)	83.35	0.924	17:28:31.966
3 -	<b>2:37.164 (1)</b>	<b>83.84</b>		<b>17:31:09.130</b>
4 -	<b>3:12.689 (3)</b>	68.38	35.525	<b>17:34:21.819</b>
5 -	4:59.236	44.03	2:22.072	17:39:21.055
6 -	4:32.337	48.38	1:55.173	17:43:53.392

P7 500 Jordan PIMLEY				
LAP	LAP TIME	MPH	DIFF	TIME OF DAY
1 -	2:45.318	79.71	7.990	17:25:56.168
2 -	2:37.428 (2)	83.70	0.100	17:28:33.596
3 -	<b>2:37.328 (1)</b>	<b>83.75</b>		<b>17:31:10.924</b>

DIFF = Difference To Personal Best Lap, P = In Pit Lane, D = Time Disallowed

4 -	<b>3:11.387 (3)</b>	68.85	34.059	<b>17:34:22.311</b>
5 -	4:59.221	44.04	2:21.893	17:39:21.532
6 -	4:32.100	48.42	1:54.772	17:43:53.632

P8 1 Jonathan GREENSMITH				
LAP	LAP TIME	MPH	DIFF	TIME OF DAY
1 -	2:44.121	80.29	6.700	17:25:54.971
2 -	2:39.270 (2)	82.73	1.849	17:28:34.241
3 -	<b>2:37.421 (1)</b>	<b>83.71</b>		<b>17:31:11.662</b>
4 -	<b>3:11.367 (3)</b>	68.86	33.946	<b>17:34:23.029</b>
5 -	4:59.488	44.00	2:22.067	17:39:22.517
6 -	4:31.552	48.52	1:54.131	17:43:54.069

P9 17 Harry STORER				
LAP	LAP TIME	MPH	DIFF	TIME OF DAY
1 -	2:43.956	80.37	6.041	17:25:54.806
2 -	<b>2:37.915 (1)</b>	<b>83.44</b>		<b>17:28:32.721</b>
3 -	2:38.901 (2)	82.93	0.986	17:31:11.622
4 -	<b>3:11.860 (3)</b>	68.68	33.945	<b>17:34:23.482</b>
5 -	5:00.069	43.91	2:22.154	17:39:23.551
6 -	4:31.230	48.58	1:53.315	17:43:54.781

P10 14 Connor CLIFFORD				
LAP	LAP TIME	MPH	DIFF	TIME OF DAY
1 -	2:45.716	79.51	8.042	17:25:56.566
2 -	<b>2:37.674 (1)</b>	<b>83.57</b>		<b>17:28:34.240</b>
3 -	2:39.370 (2)	82.68	1.696	17:31:13.610
4 -	<b>3:10.292 (3)</b>	69.25	32.618	<b>17:34:23.902</b>
5 -	5:00.316	43.87	2:22.642	17:39:24.218
6 -	4:31.417	48.55	1:53.743	17:43:55.635

P11 55 James SEALE				
LAP	LAP TIME	MPH	DIFF	TIME OF DAY
1 -	2:47.831	78.51	9.145	17:25:58.681
2 -	2:41.221 (2)	81.73	2.535	17:28:39.902
3 -	<b>2:38.686 (1)</b>	<b>83.04</b>		<b>17:31:18.588</b>
4 -	<b>3:06.883 (3)</b>	70.51	28.197	<b>17:34:25.471</b>
5 -	4:59.286	44.03	2:20.600	17:39:24.757
6 -	4:31.515	48.53	1:52.829	17:43:56.272

P12 8 Neil CHISNALL				
LAP	LAP TIME	MPH	DIFF	TIME OF DAY
1 -	2:46.363	79.21	6.088	17:25:57.213
2 -	2:40.588 (2)	82.05	0.313	17:28:37.801
3 -	<b>2:40.275 (1)</b>	<b>82.21</b>		<b>17:31:18.076</b>
4 -	<b>3:07.820 (3)</b>	70.16	27.545	<b>17:34:25.896</b>
5 -	4:59.856	43.94	2:19.581	17:39:25.752
6 -	4:30.890	48.64	1:50.615	17:43:56.642

P13 114 Beau PARRY				
LAP	LAP TIME	MPH	DIFF	TIME OF DAY
1 -	2:46.879	78.96	6.935	17:25:57.729
2 -	2:41.304 (2)	81.69	1.360	17:28:39.033
3 -	<b>2:39.944 (1)</b>	<b>82.39</b>		<b>17:31:18.977</b>
4 -	<b>3:07.407 (3)</b>	70.31	27.463	<b>17:34:26.384</b>
5 -	5:00.304	43.88	2:20.360	17:39:26.688
6 -	4:30.352	48.74	1:50.408	17:43:57.040

# Clapham North & Kent Models MX-5 Mk1 Championships

## RACE 6 - LAP ANALYSIS

DIFF = Difference To Personal Best Lap, P = In Pit Lane, D = Time Disallowed

P14 47 Andrey ABALUEV				
LAP	LAP TIME	MPH	DIFF	TIME OF DAY
1 -	2:50.233	77.41	12.109	17:26:01.083
2 -	2:40.573 (2)	82.06	2.449	17:28:41.656
3 -	<b>2:38.124 (1)</b>	<b>83.33</b>		<b>17:31:19.780</b>
4 -	3:07.396 (3)	70.32	29.272	17:34:27.176
5 -	5:01.690	43.67	2:23.566	17:39:28.866
6 -	4:28.852	49.01	1:50.728	17:43:57.718

P15 128 Del PAICE				
LAP	LAP TIME	MPH	DIFF	TIME OF DAY
1 -	2:49.422	77.78	10.277	17:26:00.272
2 -	2:40.871 (2)	81.91	1.726	17:28:41.143
3 -	<b>2:39.145 (1)</b>	<b>82.80</b>		<b>17:31:20.288</b>
4 -	3:07.650 (3)	70.22	28.505	17:34:27.938
5 -	5:01.845	43.65	2:22.700	17:39:29.783
6 -	4:28.443	49.08	1:49.298	17:43:58.226

P16 264 William BREAME				
LAP	LAP TIME	MPH	DIFF	TIME OF DAY
1 -	2:48.994	77.97	8.829	17:25:59.844
2 -	2:41.529 (2)	81.58	1.364	17:28:41.373
3 -	<b>2:40.165 (1)</b>	<b>82.27</b>		<b>17:31:21.538</b>
4 -	3:07.373 (3)	70.32	27.208	17:34:28.911
5 -	5:02.295	43.59	2:22.130	17:39:31.206
6 -	4:27.323	49.29	1:47.158	17:43:58.529

P17 52 Paul SIMMARD				
LAP	LAP TIME	MPH	DIFF	TIME OF DAY
1 -	2:48.527	78.19	7.632	17:25:59.377
2 -	2:42.929 (2)	80.88	2.034	17:28:42.306
3 -	<b>2:40.895 (1)</b>	<b>81.90</b>		<b>17:31:23.201</b>
4 -	3:06.312 (3)	70.72	25.417	17:34:29.513
5 -	5:02.734	43.52	2:21.839	17:39:32.247
6 -	4:27.589	49.24	1:46.694	17:43:59.836

P18 41 Oscar TREPES				
LAP	LAP TIME	MPH	DIFF	TIME OF DAY
1 -	2:51.018	77.05	10.075	17:26:01.868
2 -	2:41.072 (2)	81.81	0.129	17:28:42.940
3 -	<b>2:40.943 (1)</b>	<b>81.87</b>		<b>17:31:23.883</b>
4 -	3:06.170 (3)	70.78	25.227	17:34:30.053
5 -	5:02.968	43.49	2:22.025	17:39:33.021
6 -	4:27.326	49.29	1:46.383	17:44:00.347

P19 64 Donovan DYER				
LAP	LAP TIME	MPH	DIFF	TIME OF DAY
1 -	2:55.731	74.98	15.705	17:26:06.581
2 -	2:41.952 (2)	81.36	1.926	17:28:48.533
3 -	<b>2:40.026 (1)</b>	<b>82.34</b>		<b>17:31:28.559</b>
4 -	3:02.362 (3)	72.26	22.336	17:34:30.921
5 -	5:03.089	43.47	2:23.063	17:39:34.010
6 -	4:26.599	49.42	1:46.573	17:44:00.609

P20 28 Jake PAICE				
LAP	LAP TIME	MPH	DIFF	TIME OF DAY
1 -	2:46.580	79.10	4.606	17:25:57.430
2 -	2:50.434 (2)	77.31	8.460	17:28:47.864
3 -	<b>2:41.974 (1)</b>	<b>81.35</b>		<b>17:31:29.838</b>

DIFF = Difference To Personal Best Lap, P = In Pit Lane, D = Time Disallowed

4 -	3:01.582 (3)	72.57	19.608	17:34:31.420
5 -	5:03.741	43.38	2:21.767	17:39:35.161
6 -	4:25.918	49.55	1:43.944	17:44:01.079

P21 59 Kevin BIRD				
LAP	LAP TIME	MPH	DIFF	TIME OF DAY
1 -	2:55.245	75.19	14.631	17:26:06.095
2 -	2:43.714 (2)	80.49	3.100	17:28:49.809
3 -	<b>2:40.614 (1)</b>	<b>82.04</b>		<b>17:31:30.423</b>
4 -	3:01.480 (3)	72.61	20.866	17:34:31.903
5 -	5:04.415	43.28	2:23.801	17:39:36.318
6 -	4:25.578	49.61	1:44.964	17:44:01.896

P22 45 Graham RUMSEY				
LAP	LAP TIME	MPH	DIFF	TIME OF DAY
1 -	2:53.412	75.99	10.732	17:26:04.262
2 -	<b>2:42.680 (1)</b>	<b>81.00</b>		<b>17:28:46.942</b>
3 -	2:43.354 (2)	80.67	0.674	17:31:30.296
4 -	3:02.025 (3)	72.39	19.345	17:34:32.321
5 -	5:05.072	43.19	2:22.392	17:39:37.393
6 -	4:25.114	49.70	1:42.434	17:44:02.507

P23 68 Paul TUCKER				
LAP	LAP TIME	MPH	DIFF	TIME OF DAY
1 -	2:53.895	75.77	11.943	17:26:04.745
2 -	2:44.163 (2)	80.27	2.211	17:28:48.908
3 -	<b>2:41.952 (1)</b>	<b>81.36</b>		<b>17:31:30.860</b>
4 -	3:02.026 (3)	72.39	20.074	17:34:32.886
5 -	5:05.422	43.14	2:23.470	17:39:38.308
6 -	4:25.866	49.56	1:43.914	17:44:04.174

P24 50 Tim STORER				
LAP	LAP TIME	MPH	DIFF	TIME OF DAY
1 -	2:53.700	75.86	11.882	17:26:04.550
2 -	2:44.958 (2)	79.88	3.140	17:28:49.508
3 -	<b>2:41.818 (1)</b>	<b>81.43</b>		<b>17:31:31.326</b>
4 -	3:02.311 (3)	72.28	20.493	17:34:33.637
5 -	5:06.609	42.97	2:24.791	17:39:40.246
6 -	4:24.894	49.74	1:43.076	17:44:05.140

P25 21 Thomas WALKER				
LAP	LAP TIME	MPH	DIFF	TIME OF DAY
1 -	2:59.762	73.30	18.265	17:26:10.612
2 -	2:42.101 (2)	81.29	0.604	17:28:52.713
3 -	<b>2:41.497 (1)</b>	<b>81.59</b>		<b>17:31:34.210</b>
4 -	3:00.056 (3)	73.18	18.559	17:34:34.266
5 -	5:07.197	42.89	2:25.700	17:39:41.463
6 -	4:23.977	49.92	1:42.480	17:44:05.440

P26 577 Chris THELWELL				
LAP	LAP TIME	MPH	DIFF	TIME OF DAY
1 -	2:56.292	74.74	12.484	17:26:07.142
2 -	2:45.121 (2)	79.80	1.313	17:28:52.263
3 -	<b>2:43.808 (1)</b>	<b>80.44</b>		<b>17:31:36.071</b>
4 -	3:00.397 (3)	73.04	16.589	17:34:36.468
5 -	5:07.230	42.89	2:23.422	17:39:43.698
6 -	4:22.907	50.12	1:39.099	17:44:06.605

# Clapham North & Kent Models MX-5 Mk1 Championships

## RACE 6 - LAP ANALYSIS

DIFF = Difference To Personal Best Lap, P = In Pit Lane, D = Time Disallowed

P27 33 Andi ISTRATE				
LAP	LAP TIME	MPH	DIFF	TIME OF DAY
1 -	2:55.392	75.13	13.050	17:26:06.242
2 -	2:45.620 (2)	79.56	3.278	17:28:51.862
3 -	<b>2:42.342 (1)</b>	<b>81.17</b>		<b>17:31:34.204</b>
4 -	3:00.983 (3)	72.81	18.641	17:34:35.187
5 -	5:07.511	42.85	2:25.169	17:39:42.698
6 -	4:23.943	49.92	1:41.601	17:44:06.641

P28 245 Jack WOODCOCK				
LAP	LAP TIME	MPH	DIFF	TIME OF DAY
1 -	2:53.486	75.95	9.326	17:26:04.336
2 -	2:47.633 (2)	78.61	3.473	17:28:51.969
3 -	<b>2:44.160 (1)</b>	<b>80.27</b>		<b>17:31:36.129</b>
4 -	3:01.304 (3)	72.68	17.144	17:34:37.433
5 -	5:07.598	42.84	2:23.438	17:39:45.031
6 -	4:22.330	50.23	1:38.170	17:44:07.361

P29 848 Matthew CROZIER				
LAP	LAP TIME	MPH	DIFF	TIME OF DAY
1 -	2:56.335	74.73	12.292	17:26:07.185
2 -	2:46.139 (2)	79.31	2.096	17:28:53.324
3 -	<b>2:44.043 (1)</b>	<b>80.33</b>		<b>17:31:37.367</b>
4 -	3:01.981 (3)	72.41	17.938	17:34:39.348
5 -	5:07.111	42.90	2:23.068	17:39:46.459
6 -	4:22.961	50.11	1:38.918	17:44:09.420

P30 2 Matthew MCLUCKIE				
LAP	LAP TIME	MPH	DIFF	TIME OF DAY
1 -	2:54.513	75.51	9.059	17:26:05.363
2 -	2:46.591 (2)	79.10	1.137	17:28:51.954
3 -	<b>2:45.454 (1)</b>	<b>79.64</b>		<b>17:31:37.408</b>
4 -	3:02.367 (3)	72.25	16.913	17:34:39.775
5 -	5:07.800	42.81	2:22.346	17:39:47.575
6 -	4:22.549	50.19	1:37.095	17:44:10.124

P31 63 Thomas GREENWOOD				
LAP	LAP TIME	MPH	DIFF	TIME OF DAY
1 -	2:55.969	74.88	10.721	17:26:06.819
2 -	2:46.120 (2)	79.32	0.872	17:28:52.939
3 -	<b>2:45.248 (1)</b>	<b>79.74</b>		<b>17:31:38.187</b>
4 -	3:02.220 (3)	72.31	16.972	17:34:40.407
5 -	5:08.622	42.69	2:23.374	17:39:49.029
6 -	4:21.713	50.35	1:36.465	17:44:10.742

P32 73 Adam LAWRENCE				
LAP	LAP TIME	MPH	DIFF	TIME OF DAY
1 -	2:57.647	74.17	13.766	17:26:08.497
2 -	2:46.072 (2)	79.34	2.191	17:28:54.569
3 -	<b>2:43.881 (1)</b>	<b>80.41</b>		<b>17:31:38.450</b>
4 -	3:02.967 (3)	72.02	19.086	17:34:41.417
5 -	5:09.399	42.59	2:25.518	17:39:50.816
6 -	4:20.960	50.49	1:37.079	17:44:11.776

P33 75 Nick Le DOYEN				
LAP	LAP TIME	MPH	DIFF	TIME OF DAY
1 -	3:05.706	70.96	23.707	17:26:16.556
2 -	<b>2:41.999 (1)</b>	<b>81.34</b>		<b>17:28:58.555</b>
3 -	2:42.107 (2)	81.29	0.108	17:31:40.662

DIFF = Difference To Personal Best Lap, P = In Pit Lane, D = Time Disallowed

4 -	3:01.322 (3)	72.67	19.323	17:34:41.984
5 -	5:09.791	42.53	2:27.792	17:39:51.775
6 -	4:20.813	50.52	1:38.814	17:44:12.588

P34 57 Ryan BARLEY				
LAP	LAP TIME	MPH	DIFF	TIME OF DAY
1 -	3:01.364	72.65	14.195	17:26:12.214
2 -	2:47.758 (2)	78.55	0.589	17:28:59.972
3 -	<b>2:47.169 (1)</b>	<b>78.82</b>		<b>17:31:47.141</b>
4 -	2:58.917 (3)	73.65	11.748	17:34:46.058
5 -	5:07.889	42.80	2:20.720	17:39:53.947
6 -	4:20.306	50.62	1:33.137	17:44:14.253

P35 96 Matthew TILLER				
LAP	LAP TIME	MPH	DIFF	TIME OF DAY
1 -	3:01.611	72.56	14.428	17:26:12.461
2 -	<b>2:47.183 (1)</b>	<b>78.82</b>		<b>17:28:59.644</b>
3 -	2:47.738 (2)	78.56	0.555	17:31:47.382
4 -	2:59.626 (3)	73.36	12.443	17:34:47.008
5 -	5:08.310	42.74	2:21.127	17:39:55.318
6 -	4:20.863	50.51	1:33.680	17:44:16.181

P36 67 Clive CHISNALL				
LAP	LAP TIME	MPH	DIFF	TIME OF DAY
1 -	3:07.858	70.14	23.579	17:26:18.708
2 -	2:46.007 (2)	79.38	1.728	17:29:04.715
3 -	<b>2:44.279 (1)</b>	<b>80.21</b>		<b>17:31:48.994</b>
4 -	2:58.628 (3)	73.77	14.349	17:34:47.622
5 -	5:09.765	42.54	2:25.486	17:39:57.387
6 -	4:19.251	50.83	1:34.972	17:44:16.638

P37 291 Luke SOUCH				
LAP	LAP TIME	MPH	DIFF	TIME OF DAY
1 -	3:10.896	69.03	25.971	17:26:21.746
2 -	2:45.285 (2)	79.72	0.360	17:29:07.031
3 -	<b>2:44.925 (1)</b>	<b>79.90</b>		<b>17:31:51.956</b>
4 -	2:56.322 (3)	74.73	11.397	17:34:48.278
5 -	5:11.566	42.29	2:26.641	17:39:59.844
6 -	4:17.472	51.18	1:32.547	17:44:17.316

P38 65 Peter WILLIAMS				
LAP	LAP TIME	MPH	DIFF	TIME OF DAY
1 -	3:08.213	70.01	21.973	17:26:19.063
2 -	2:46.738 (2)	79.03	0.498	17:29:05.801
3 -	<b>2:46.240 (1)</b>	<b>79.26</b>		<b>17:31:52.041</b>
4 -	2:57.872 (3)	74.08	11.632	17:34:49.913
5 -	5:10.879	42.38	2:24.639	17:40:00.792
6 -	4:17.538	51.16	1:31.298	17:44:18.330

P39 4 Callum THORP				
LAP	LAP TIME	MPH	DIFF	TIME OF DAY
1 -	3:06.903	70.50	20.433	17:26:17.753
2 -	2:49.135 (2)	77.91	2.665	17:29:06.888
3 -	<b>2:46.470 (1)</b>	<b>79.16</b>		<b>17:31:53.358</b>
4 -	2:57.547 (3)	74.22	11.077	17:34:50.905
5 -	5:10.799	42.39	2:24.329	17:40:01.704
6 -	4:17.636	51.14	1:31.166	17:44:19.340

# Clapham North & Kent Models MX-5 Mk1 Championships

## RACE 6 - LAP ANALYSIS

DIFF = Difference To Personal Best Lap, P = In Pit Lane, D = Time Disallowed

P40 25 Tom CANNON				
LAP	LAP TIME	MPH	DIFF	TIME OF DAY
1 -	3:07.744	70.18	20.800	17:26:18.594
2 -	<b>2:46.944 (1)</b>	<b>78.93</b>		<b>17:29:05.538</b>
3 -	2:48.217 (2)	78.33	1.273	17:31:53.755
4 -	<b>3:01.569 (3)</b>	72.57	14.625	<b>17:34:55.324</b>
5 -	5:07.784	42.81	2:20.840	17:40:03.108
6 -	4:17.761	51.12	1:30.817	17:44:20.869

P41 13 Charlie VYE				
LAP	LAP TIME	MPH	DIFF	TIME OF DAY
1 -	3:07.846	70.15	20.357	17:26:18.696
2 -	2:47.709 (2)	78.57	0.220	17:29:06.405
3 -	<b>2:47.489 (1)</b>	<b>78.67</b>		<b>17:31:53.894</b>
4 -	<b>3:02.104 (3)</b>	72.36	14.615	<b>17:34:55.998</b>
5 -	5:08.087	42.77	2:20.598	17:40:04.085
6 -	4:17.427	51.19	1:29.938	17:44:21.512

P42 95 Mostafa SAYED				
LAP	LAP TIME	MPH	DIFF	TIME OF DAY
1 -	3:07.218	70.38	21.001	17:26:18.068
2 -	2:50.757 (2)	77.17	4.540	17:29:08.825
3 -	<b>2:46.217 (1)</b>	<b>79.28</b>		<b>17:31:55.042</b>
4 -	<b>3:01.498 (3)</b>	72.60	15.281	<b>17:34:56.540</b>
5 -	5:08.585	42.70	2:22.368	17:40:05.125
6 -	4:18.788	50.92	1:32.571	17:44:23.913

P43 42 Ben HOY				
LAP	LAP TIME	MPH	DIFF	TIME OF DAY
1 -	3:08.684	69.84	19.547	17:26:19.534
2 -	2:50.637 (2)	77.22	1.500	17:29:10.171
3 -	<b>2:49.137 (1)</b>	<b>77.91</b>		<b>17:31:59.308</b>
4 -	<b>3:00.601 (3)</b>	72.96	11.464	<b>17:34:59.909</b>
5 -	5:06.919	42.93	2:17.782	17:40:06.828
6 -	4:17.964	51.08	1:28.827	17:44:24.792

P44 78 Richard BARTLETT				
LAP	LAP TIME	MPH	DIFF	TIME OF DAY
1 -	3:16.701	66.99	28.872	17:26:27.551
2 -	2:48.393 (2)	78.25	0.564	17:29:15.944
3 -	<b>2:47.829 (1)</b>	<b>78.51</b>		<b>17:32:03.773</b>
4 -	<b>2:57.788 (3)</b>	74.12	9.959	<b>17:35:01.561</b>
5 -	5:06.570	42.98	2:18.741	17:40:08.131
6 -	4:17.135	51.24	1:29.306	17:44:25.266

P45 276 Kenan KOUSSETA				
LAP	LAP TIME	MPH	DIFF	TIME OF DAY
1 -	3:10.911	69.02	22.531	17:26:21.761
2 -	2:54.143 (2)	75.67	5.763	17:29:15.904
3 -	<b>2:48.380 (1)</b>	<b>78.26</b>		<b>17:32:04.284</b>
4 -	<b>3:01.524 (3)</b>	72.59	13.144	<b>17:35:05.808</b>
5 -	5:04.116	43.33	2:15.736	17:40:09.924
6 -	4:17.541	51.16	1:29.161	17:44:27.465

P46 133 Chris WINSTANLEY				
LAP	LAP TIME	MPH	DIFF	TIME OF DAY
1 -	3:13.745	68.01	24.325	17:26:24.595
2 -	2:51.802 (2)	76.70	2.382	17:29:16.397
3 -	<b>2:49.420 (1)</b>	<b>77.78</b>		<b>17:32:05.817</b>

DIFF = Difference To Personal Best Lap, P = In Pit Lane, D = Time Disallowed

4 -	<b>3:03.103 (3)</b>	71.96	13.683	<b>17:35:08.920</b>
5 -	<b>5:01.851</b>	43.65	2:12.431	<b>17:40:10.771</b>
6 -	<b>4:18.827</b>	50.91	1:29.407	<b>17:44:29.598</b>

P47 145 Ben SMITH				
LAP	LAP TIME	MPH	DIFF	TIME OF DAY
1 -	3:12.238	68.54	17.883	17:26:23.088
2 -	<b>2:54.355 (1)</b>	<b>75.58</b>		<b>17:29:17.443</b>
3 -	2:56.068 (2)	74.84	1.713	17:32:13.511
4 -	<b>2:59.723 (3)</b>	73.32	5.368	<b>17:35:13.234</b>
5 -	4:59.140	44.05	2:04.785	17:40:12.374
6 -	4:18.327	51.01	1:23.972	17:44:30.701

P48 58 Dale WHITEMAN				
LAP	LAP TIME	MPH	DIFF	TIME OF DAY
1 -	3:14.300	67.82	18.878	17:26:25.150
2 -	<b>2:55.422 (1)</b>	<b>75.12</b>		<b>17:29:20.572</b>
3 -	<b>2:56.848 (2)</b>	74.51	1.426	<b>17:32:17.420</b>
4 -	<b>3:07.282 (3)</b>	70.36	11.860	<b>17:35:24.702</b>
5 -	4:49.188	45.56	1:53.766	17:40:13.890
6 -	4:19.678	50.74	1:24.256	17:44:33.568

P49 60 Stephen DAVIS				
LAP	LAP TIME	MPH	DIFF	TIME OF DAY
1 -	3:21.535	65.38	14.884	17:26:32.385
2 -	<b>3:06.651 (1)</b>	<b>70.60</b>		<b>17:29:39.036</b>
3 -	<b>3:08.483 (2)</b>	69.91	1.832	<b>17:32:47.519</b>
4 -	<b>3:12.036 (3)</b>	68.62	5.385	<b>17:35:59.555</b>
5 -	4:15.690	51.53	1:09.039	17:40:15.245
6 -	4:21.192	50.45	1:14.541	17:44:36.437

P50 478 Steve BARTLETT				
LAP	LAP TIME	MPH	DIFF	TIME OF DAY
1 -	2:54.375	75.57	13.253	17:26:05.225
2 -	2:42.117 (2)	81.28	0.995	17:28:47.342
3 -	<b>2:41.122 (1)</b>	<b>81.78</b>		<b>17:31:28.464</b>

P51 29 Adam CRAIG				
LAP	LAP TIME	MPH	DIFF	TIME OF DAY
1 -	2:51.117	77.01		17:26:01.967
2 -	3:01.161 P	72.74		17:29:03.128

P52 9 Jamie TURNER				
LAP	LAP TIME	MPH	DIFF	TIME OF DAY
1 -	2:49.227	77.87		17:26:00.077
2 -	3:10.260 P	69.26		17:29:10.337

P53 178 Andrew GILLIGAN				
LAP	LAP TIME	MPH	DIFF	TIME OF DAY
1 -	3:10.563	69.15	18.790	17:26:21.413
2 -	<b>2:51.773 (1)</b>	<b>76.71</b>		<b>17:29:13.186</b>



# Clapham North & Kent Models MX-5 Mk1 Championships

## RACE 6 - STATISTICS

**Competitors Started** 53  
**Planned Start** 2025-03-15 @ 17:25:00.000  
**Actual Start** 2025-03-15 @ 17:23:10.849  
**Finish Time** 2025-03-15 @ 17:43:37.348  
**Track Length** 3.6604mi.  
**Total Laps** 303  
**Total Distance Covered** 1109.1308mi.

### Session Fastest Lap History

NO	CL	NAME	LAP TIME	TIME OF DAY	LAP	VEHICLE
77		Steve FODEN	<b>2:36.850</b>	17:28:28.116	2	Mazda MX-5 Mk1

### Session Leader History

NO	CL	NAME	FROM LAP	LAPS LED	DISTANCE	VEHICLE
76		Ali BRAY	1	1	3.66 miles	Mazda MX-5 Mk1
77		Steve FODEN	2	1	3.66 miles	Mazda MX-5 Mk1
76		Ali BRAY	3	4	14.64 miles	Mazda MX-5 Mk1

### Flag History

TYPE	TIME OF DAY
GREEN	17:23:10.849
SAFETY	17:32:16.896
FINISH	17:43:37.348

### Flag Statistics

TYPE	COUNT	TOTAL LAPS	TOTAL TIME
Green	1	3	9:06.047
Red	0	0	0.000
Safety Car	1	2	11:20.451
FCY	0	0	0.000

# Clapham North & Kent Models MX-5 Mk1 Championships

## RACE 6 - STATISTICS

**CLASS :**

11 Starters

### Fastest Lap History

NO	NAME	LAP TIME	TIME OF DAY	LAP	VEHICLE
77	Steve FODEN	<b>2:36.850</b>	17:28:28.116	2	Mazda MX-5 Mk1

### Leader History

NO	NAME	FROM LAP	LAPS LED	DISTANCE	VEHICLE
76	Ali BRAY	1	1	3.66 miles	Mazda MX-5 Mk1
77	Steve FODEN	2	1	3.66 miles	Mazda MX-5 Mk1
76	Ali BRAY	3	4	14.64 miles	Mazda MX-5 Mk1

# Clapham North & Kent Models MX-5 Mk1 Championships

## RACE 6 - STATISTICS

CLASS : R

6 Starters

### Fastest Lap History

NO	NAME	LAP TIME	TIME OF DAY	LAP	VEHICLE
55	James SEALE	2:41.221	17:28:39.898	2	Mazda MX-5 Mk1
55	James SEALE	2:38.686	17:31:18.583	3	Mazda MX-5 Mk1

### Leader History

NO	NAME	FROM LAP	LAPS LED	DISTANCE	VEHICLE
55	James SEALE	1	6	21.96 miles	Mazda MX-5 Mk1

# Clapham North & Kent Models MX-5 Mk1 Championships

## RACE 6 - STATISTICS

**CLASS : M**

5 Starters

### Fastest Lap History

NO	NAME	LAP TIME	TIME OF DAY	LAP	VEHICLE
45	Graham RUMSEY	<b>2:42.680</b>	17:28:46.936	2	Mazda MX-5 Mk1
50	Tim STORER	<b>2:41.818</b>	17:31:31.332	3	Mazda MX-5 Mk1

### Leader History

NO	NAME	FROM LAP	LAPS LED	DISTANCE	VEHICLE
45	Graham RUMSEY	1	6	21.96 miles	Mazda MX-5 Mk1

# Clapham North & Kent Models MX-5 Mk1 Championships

## RACE 6 - STATISTICS

**CLASS : MR**

1 Starters

### Fastest Lap History

NO	NAME	LAP TIME	TIME OF DAY	LAP	VEHICLE
133	Chris WINSTANLEY	<b>2:51.802</b>	17:29:16.394	2	Mazda MX-5 Mk1
133	Chris WINSTANLEY	<b>2:49.420</b>	17:32:05.814	3	Mazda MX-5 Mk1

### Leader History

NO	NAME	FROM LAP	LAPS LED	DISTANCE	VEHICLE
133	Chris WINSTANLEY	1	6	21.96 miles	Mazda MX-5 Mk1

# Clapham North & Kent Models MX-5 Mk1 Championships

## RACE 6 - STATISTICS

**CLASS : M (G)**

1 Starters

### Fastest Lap History

NO	NAME	LAP TIME	TIME OF DAY	LAP	VEHICLE
68	Paul TUCKER	<b>2:44.163</b>	17:28:48.894	2	Mazda MX-5 Mk1
68	Paul TUCKER	<b>2:41.952</b>	17:31:30.846	3	Mazda MX-5 Mk1

### Leader History

NO	NAME	FROM LAP	LAPS LED	DISTANCE	VEHICLE
68	Paul TUCKER	1	6	21.96 miles	Mazda MX-5 Mk1

# Clapham North & Kent Models MX-5 Mk1 Championships

## RACE 6 - STATISTICS

**CLASS : Club M**

**3 Starters**

### Fastest Lap History

NO	NAME	LAP TIME	TIME OF DAY	LAP	VEHICLE
1	Jonathan GREENSMITH	<b>2:39.270</b>	17:28:34.241	2	Mazda MX-5 Mk1
1	Jonathan GREENSMITH	<b>2:37.421</b>	17:31:11.662	3	Mazda MX-5 Mk1

### Leader History

NO	NAME	FROM LAP	LAPS LED	DISTANCE	VEHICLE
1	Jonathan GREENSMITH	1	6	21.96 miles	Mazda MX-5 Mk1

# Clapham North & Kent Models MX-5 Mk1 Championships

## RACE 6 - STATISTICS

CLASS : Club R

9 Starters

### Fastest Lap History

NO	NAME	LAP TIME	TIME OF DAY	LAP	VEHICLE
6	Jack WARRY	<b>2:38.088</b>	17:28:32.014	2	Mazda MX-5 Mk1
6	Jack WARRY	<b>2:37.164</b>	17:31:09.174	3	Mazda MX-5 Mk1

### Leader History

NO	NAME	FROM LAP	LAPS LED	DISTANCE	VEHICLE
6	Jack WARRY	1	6	21.96 miles	Mazda MX-5 Mk1



# Clapham North & Kent Models MX-5 Mk1 Championships

## RACE 6 - STATISTICS

**CLASS : Club**

11 Starters

### Fastest Lap History

NO	NAME	LAP TIME	TIME OF DAY	LAP	VEHICLE
500	Jordan PIMLEY	<b>2:37.428</b>	17:28:33.591	2	Mazda MX-5 Mk1
500	Jordan PIMLEY	<b>2:37.328</b>	17:31:10.920	3	Mazda MX-5 Mk1

### Leader History

NO	NAME	FROM LAP	LAPS LED	DISTANCE	VEHICLE
500	Jordan PIMLEY	1	6	21.96 miles	Mazda MX-5 Mk1

# Clapham North & Kent Models MX-5 Mk1 Championships

## RACE 6 - STATISTICS

**CLASS : Club MR**

4 Starters

### Fastest Lap History

NO	NAME	LAP TIME	TIME OF DAY	LAP	VEHICLE
128	DeI PAICE	<b>2:40.871</b>	17:28:41.136	2	Mazda MX-5 Mk1
128	DeI PAICE	<b>2:39.145</b>	17:31:20.281	3	Mazda MX-5 Mk1

### Leader History

NO	NAME	FROM LAP	LAPS LED	DISTANCE	VEHICLE
128	DeI PAICE	1	6	21.96 miles	Mazda MX-5 Mk1

# Clapham North & Kent Models MX-5 Mk1 Championships

## RACE 6 - STATISTICS

**CLASS : Club M(G)**

1 Starters

### Fastest Lap History

NO	NAME	LAP TIME	TIME OF DAY	LAP	VEHICLE
75	Nick Le DOYEN	2:41.999	17:28:58.555	2	Mazda MX-5 MK1

### Leader History

NO	NAME	FROM LAP	LAPS LED	DISTANCE	VEHICLE
75	Nick Le DOYEN	1	6	21.96 miles	Mazda MX-5 MK1

# Clapham North & Kent Models MX-5 Mk1 Championships

## RACE 6 - STATISTICS

**CLASS : Club R(G)**

1 Starters

### Fastest Lap History

NO	NAME	LAP TIME	TIME OF DAY	LAP	VEHICLE
276	Kenan KOUSETTA	<b>2:54.143</b>	17:29:15.902	2	Mazda MX-5 Mk1
276	Kenan KOUSETTA	<b>2:48.380</b>	17:32:04.277	3	Mazda MX-5 Mk1

### Leader History

NO	NAME	FROM LAP	LAPS LED	DISTANCE	VEHICLE
276	Kenan KOUSETTA	1	6	21.96 miles	Mazda MX-5 Mk1

**Kent Models MX-5 Championship**  
**RACE 10 - GRID (20 minutes) - AMENDED**

ROW 13		25	<b>23</b> Martin TOLLEY		
ROW 12	24	<b>71</b> Pete SMITH	23	<b>29</b> Adam CRAIG	
ROW 11		22	<b>478</b> Steve BARTLETT	21	<b>133</b> Chris WINSTANLEY
ROW 10	20	<b>78</b> Richard BARTLETT	19	<b>67</b> Clive CHISNALL	
ROW 9		18	<b>96</b> Matthew TILLER	17	<b>2</b> Matthew MCLUCKIE
ROW 8	16	<b>577</b> Chris THELWELL	15	<b>21</b> Thomas WALKER	
ROW 7		14	<b>50</b> Tim STORER	13	<b>68</b> Paul TUCKER
ROW 6	12	<b>45</b> Graham RUMSEY	11	<b>64</b> Donovan DYER	
ROW 5		10	<b>47</b> Andrey ABALUEV	9	<b>8</b> Neil CHISNALL
ROW 4	8	<b>55</b> James SEALE	7	<b>14</b> Connor CLIFFORD	
ROW 3		6	<b>17</b> Harry STORER	5	<b>88</b> William CHADWICK
ROW 2	4	<b>3</b> Richard WOOTTEN	3	<b>77</b> Steve FODEN	
ROW 1		2	<b>19</b> Adam SPARROW	1	<b>76</b> Ali BRAY
<b>Pole</b>					

**Car 52 - Not championship car - removed from grid**

These results are provisional until the conclusion of any judicial and technical matters.

Silverstone GP: 3.6604 miles

Clerk Of Course: Paul Levitt

Timekeeper: Sarah Evans



# Kent Models MX-5 Championship

## RACE 10 - CLASSIFICATION

Race Distance: 8 Laps / 29.28 miles

POS	NO	CL	PIC	NAME	ENTRY	LAPS	TIME	GAP	DIFF	MPH	BEST	ON	GRD	↑↓
1	76		1	Ali BRAY	Mazda MX-5 Mk1	8	21:05.742			83.28	<b>2:36.816</b>	2	1	0
2	77		2	Steve FODEN	Mazda MX-5 Mk1	8	21:06.517	<b>0.775</b>	0.775	83.23	<b>2:35.775</b>	2	3	1
3	19		3	Adam SPARROW	Mazda MX-5 Mk1	8	21:09.381	<b>3.639</b>	2.864	83.05	<b>2:36.583</b>	2	2	-1
4	88		4	William CHADWICK	Mazda MX-5 Mk1	8	21:10.050	<b>4.308</b>	0.669	83.00	<b>2:37.108</b>	2	5	1
5	17		5	Harry STORER	Mazda MX-5 Mk1	8	21:16.347	<b>10.605</b>	6.297	82.59	<b>2:37.866</b>	4	6	1
6	8		6	Neil CHISNALL	Mazda MX-5 Mk1	8	21:16.436	<b>10.694</b>	0.089	82.59	<b>2:37.983</b>	3	9	3
7	3		7	Richard WOOTTEN	Mazda MX-5 Mk1	8	21:16.548	<b>10.806</b>	0.112	82.58	<b>2:37.037</b>	6	4	-3
8	55	R	1	James SEALE	Mazda MX-5 Mk1	8	21:26.078	<b>20.336</b>	9.530	81.97	<b>2:39.148</b>	6	8	0
9	64*	R	2	Donovan DYER	Mazda MX-5 Mk1	8	21:27.880	<b>22.138</b>	1.802	81.85	<b>2:39.317</b>	4	11	2
10	478		8	Steve BARTLETT	Mazda MX-5 Mk1	8	21:29.033	<b>23.291</b>	1.153	81.78	<b>2:38.051</b>	6	22	12
11	14		9	Connor CLIFFORD	Mazda MX-5 Mk1	8	21:31.496	<b>25.754</b>	2.463	81.62	<b>2:39.846</b>	7	7	-4
12	71		10	Pete SMITH	Mazda MX-5 Mk1	8	21:35.140	<b>29.398</b>	3.644	81.39	<b>2:39.905</b>	3	24	12
13	23	M	1	Martin TOLLEY	Mazda MX-5 Mk1	8	21:36.601	<b>30.859</b>	1.461	81.30	<b>2:39.327</b>	6	25	12
14	21	R	3	Thomas WALKER	Mazda MX-5 Mk1	8	21:37.327	<b>31.585</b>	0.726	81.26	<b>2:39.110</b>	6	15	1
15	45	M	2	Graham RUMSEY	Mazda MX-5 Mk1	8	21:38.204	<b>32.462</b>	0.877	81.20	<b>2:40.595</b>	3	12	-3
16	68	M(G)	1	Paul TUCKER	Mazda MX-5 Mk1	8	21:43.499	<b>37.757</b>	5.295	80.87	<b>2:40.922</b>	4	13	-3
17	47*		11	Andrey ABALUEV	Mazda MX-5 Mk1	8	21:52.474	<b>46.732</b>	8.975	80.32	<b>2:38.548</b>	6	10	-7
18	577	M	3	Chris THELWELL	Mazda MX-5 Mk1	8	21:54.324	<b>48.582</b>	1.850	80.21	<b>2:42.108</b>	2	16	-2
19	50	M	4	Tim STORER	Mazda MX-5 Mk1	8	22:08.248	<b>1:02.506</b>	13.924	79.36	<b>2:43.261</b>	2	14	-5
20	67	M	5	Clive CHISNALL	Mazda MX-5 Mk1	8	22:09.051	<b>1:03.309</b>	0.803	79.32	<b>2:44.124</b>	8	19	-1
21	78	M	6	Richard BARTLETT	Mazda MX-5 Mk1	8	22:20.030	<b>1:14.288</b>	10.979	78.67	<b>2:45.083</b>	8	20	-1
22	2	R	4	Matthew MCLUCKIE	Mazda MX-5 Mk1	8	22:21.168	<b>1:15.426</b>	1.138	78.60	<b>2:43.289</b>	8	17	-5
23	96	R	5	Matthew TILLER	Mazda MX-5 Mk1	8	22:21.654	<b>1:15.912</b>	0.486	78.57	<b>2:43.643</b>	8	18	-5

### NOT CLASSIFIED

DNF	29			Adam CRAIG	Mazda MX-5 Mk1	0								23
-----	----	--	--	------------	----------------	---	--	--	--	--	--	--	--	----

### NOT STARTED

NS	133	MR		Chris WINSTANLEY	Mazda MX-5 Mk1									21
----	-----	----	--	------------------	----------------	--	--	--	--	--	--	--	--	----

### FASTEST LAP

77				Steve FODEN	Mazda MX-5 Mk1	2	2:35.775			84.59 mph		136.14 kph
21	R			Thomas WALKER	Mazda MX-5 Mk1	6	2:39.110			82.82 mph		133.28 kph
23	M			Martin TOLLEY	Mazda MX-5 Mk1	6	2:39.327			82.70 mph		133.10 kph
68	M(G)			Paul TUCKER	Mazda MX-5 Mk1	4	2:40.922			81.88 mph		131.78 kph

**Car 64 - Transponder stopped working - please check before your next event**  
**Car 47 - 5 second penalty - Track limits**  
**Car 47 - 10 second penalty - Track limits**

Weather / Track : Cloudy / Dry

These results are provisional until the conclusion of any judicial and technical matters.

Date: 16/03/2025 Start: 10:44 Finish: 11:05  
Silverstone GP: 3.6604 miles

Clerk Of Course: Paul Levitt

Timekeeper: Sarah Evans



# Kent Models MX-5 Championship

## RACE 10 - LAP CHART

LAP 1 @ 10:46:57.814			LAP 2 @ 10:49:34.630			LAP 3 @ 10:52:13.654			LAP 4 @ 10:54:51.766			LAP 5 @ 10:57:31.407		
NO	BEHIND	LAP TIME	NO	BEHIND	LAP TIME	NO	BEHIND	LAP TIME	NO	BEHIND	LAP TIME	NO	BEHIND	LAP TIME
76		2:40.410	76		2:36.816	76		2:39.024	76		2:38.112	76		2:39.641
19	0.498	2:40.908	19	0.265	2:36.583	77	0.383	2:39.048	19	0.067	2:37.564	77	0.466	2:39.899
77	1.400	2:41.810	77	0.359	2:35.775	19	0.615	2:39.374	77	0.208	2:37.937	19	0.851	2:40.425
3	2.585	2:42.995	88	3.360	2:37.108	88	2.726	2:38.390	88	2.451	2:37.837	88	1.080	2:38.270
88	3.068	2:43.478	17	5.836	2:39.423	3	4.585	2:37.602	3	4.223	2:37.750	3	1.636	2:37.054
55	3.180	2:43.590	3	6.007	2:40.238	17	5.167	2:38.355	17	4.921	2:37.866	17	3.902	2:38.622
17	3.229	2:43.639	8	6.334	2:39.675	8	5.293	2:37.983	8	5.976	2:38.795	8	4.891	2:38.556
8	3.475	2:43.885	14	8.827	2:40.195	55	11.491	2:41.065	55	12.700	2:39.321	55	13.429	2:40.370
14	5.448	2:45.858	64	8.931	2:40.207	64	11.769	2:41.861	64	12.974	2:39.317	64	14.780	2:41.447
64	5.539	2:45.949	55	9.450	2:43.086	14	12.161	2:42.358	478	14.523	2:40.256	14	17.451	2:42.349
45	5.837	2:46.247	21	9.819	2:40.668	478	12.379	2:41.200	14	14.743	2:40.694	21	17.513	2:41.995
21	5.967	2:46.377	478	10.203	2:40.273	21	12.742	2:41.947	71	15.049	2:40.177	47	17.869	2:42.364
478	6.746	2:47.156	45	12.021	2:43.000	71	12.984	2:39.905	47	15.146	2:39.738	71	18.131	2:42.723
68	7.062	2:47.472	71	12.103	2:41.053	47	13.520	2:40.270	21	15.159	2:40.529	23	18.591	2:41.417
71	7.866	2:48.276	47	12.274	2:39.917	45	13.592	2:40.595	45	16.267	2:40.787	45	18.851	2:42.225
23	9.050	2:49.460	68	12.841	2:42.595	23	15.223	2:40.252	23	16.815	2:39.704	478	20.029	2:45.147
47	9.173	2:49.583	23	13.995	2:41.761	68	15.798	2:41.981	68	18.608	2:40.922	68	21.398	2:42.431
50	9.736	2:50.146	50	16.181	2:43.261	50	20.714	2:43.557	577	29.741	2:46.124	577	32.615	2:42.515
577	11.123	2:51.533	577	16.415	2:42.108	577	21.729	2:44.338	50	34.810	2:52.208	67	41.409	2:45.081
78	14.390	2:54.800	78	24.055	2:46.481	67	29.703	2:44.529	67	35.969	2:44.378	50	41.553	2:46.384
67	16.056	2:56.466	67	24.198	2:44.958	78	31.753	2:46.722	78	39.980	2:46.339	78	47.484	2:47.145
96	19.075	2:59.485	96	30.466	2:48.207	96	37.706	2:46.264	96	45.766	2:46.172	96	52.128	2:46.003
2	27.121	3:07.531	2	37.201	2:46.896	2	43.938	2:45.761	2	51.189	2:45.363	2	55.610	2:44.062

# Kent Models MX-5 Championship

## RACE 10 - LAP CHART

LAP 6 @ 11:00:08.815			LAP 7 @ 11:02:46.181			LAP 8 @ 11:05:23.146		
NO	BEHIND	LAP TIME	NO	BEHIND	LAP TIME	NO	BEHIND	LAP TIME
76		2:37.408	76		2:37.366	76		2:36.965
77	0.575	2:37.517	77	1.266	2:38.057	77	0.775	2:36.474
19	0.802	2:37.359	19	1.736	2:38.300	19	3.639	2:38.868
88	1.127	2:37.455	88	1.938	2:38.177	88	4.308	2:39.335
3	1.265	2:37.037	3	2.258	2:38.359	17	10.605	2:38.945
17	6.390	2:39.896	17	8.625	2:39.601	8	10.694	2:38.172
8	6.604	2:39.121	8	9.487	2:40.249	3	10.806	2:45.513
55	15.169	2:39.148	55	17.343	2:39.540	55	20.336	2:39.958
64	17.486	2:40.114	64	19.593	2:39.473	64	22.138	2:39.510
47	19.009	2:38.548	478	21.988	2:38.682	478	23.291	2:38.268
21	19.215	2:39.110	47	22.202	2:40.559	14	25.754	2:40.037
14	20.202	2:40.159	21	22.309	2:40.460	71	29.398	2:41.878
23	20.510	2:39.327	14	22.682	2:39.846	23	30.859	2:44.776
478	20.672	2:38.051	23	23.048	2:39.904	21	31.585	2:46.241
71	21.069	2:40.346	71	24.485	2:40.782	47	31.732	2:46.495
45	22.584	2:41.141	45	27.172	2:41.954	45	32.462	2:42.255
68	26.351	2:42.361	68	31.682	2:42.697	68	37.757	2:43.040
577	37.991	2:42.784	577	43.065	2:42.440	577	48.582	2:42.482
67	48.441	2:44.440	50	55.600	2:44.196	50	1:02.506	2:43.871
50	48.770	2:44.625	67	56.150	2:45.075	67	1:03.309	2:44.124
78	57.832	2:47.756	78	1:06.170	2:45.704	78	1:14.288	2:45.083
96	1:00.832	2:46.112	2	1:09.102	2:44.647	2	1:15.426	2:43.289
2	1:01.821	2:43.619	96	1:09.234	2:45.768	96	1:15.912	2:43.643



# Kent Models MX-5 Championship

## RACE 10 - POSITION CHART

No	Name	Lap								
		Pos	1	2	3	4	5	6	7	8
76	BRAY	1	76	76	76	76	76	76	76	76
19	SPARROW	2	19	19	77	19	77	77	77	77
77	FODEN	3	77	77	19	77	19	19	19	19
3	WOOTTEN	4	3	88	88	88	88	88	88	88
88	CHADWICK	5	88	17	3	3	3	3	3	17
17	STORER	6	55	3	17	17	17	17	17	8
14	CLIFFORD	7	17	8	8	8	8	8	8	3
55	SEALE	8	8	14	55	55	55	55	55	55
8	CHISNALL	9	14	64	64	64	64	64	64	64
47	ABALUEV	10	64	55	14	478	14	47	478	478
64	DYER	11	45	21	478	14	21	21	47	14
45	RUMSEY	12	21	478	21	71	47	14	21	71
68	TUCKER	13	478	45	71	47	71	23	14	23
50	STORER	14	68	71	47	21	23	478	23	21
21	WALKER	15	71	47	45	45	45	71	71	47
577	THELWELL	16	23	68	23	23	478	45	45	45
2	MCLUCKIE	17	47	23	68	68	68	68	68	68
96	TILLER	18	50	50	50	577	577	577	577	577
67	CHISNALL	19	577	577	577	50	67	67	50	50
78	BARTLETT	20	78	78	67	67	50	50	67	67
133	WINSTANLEY	21	67	67	78	78	78	78	78	78
478	BARTLETT	22	96	96	96	96	96	96	2	2
29	CRAIG	23	2	2	2	2	2	2	96	96
71	SMITH	24								
23	TOLLEY	25								

# Kent Models MX-5 Championship

## RACE 10 - LAP ANALYSIS

DIFF = Difference To Personal Best Lap, P = In Pit Lane, D = Time Disallowed

P1 76 Ali BRAY				
LAP	LAP TIME	MPH	DIFF	TIME OF DAY
1 -	2:40.410	82.15	3.594	10:46:57.814
2 -	<b>2:36.816 (1)</b>	<b>84.03</b>		<b>10:49:34.630</b>
3 -	2:39.024	82.86	2.208	10:52:13.654
4 -	2:38.112	83.34	1.296	10:54:51.766
5 -	2:39.641	82.54	2.825	10:57:31.407
6 -	2:37.408	83.71	0.592	11:00:08.815
7 -	2:37.366 (3)	83.73	0.550	11:02:46.181
8 -	2:36.965 (2)	83.95	0.149	11:05:23.146

P2 77 Steve FODEN				
LAP	LAP TIME	MPH	DIFF	TIME OF DAY
1 -	2:41.810	81.43	6.035	10:46:59.214
2 -	<b>2:35.775 (1)</b>	<b>84.59</b>		<b>10:49:34.989</b>
3 -	2:39.048	82.85	3.273	10:52:14.037
4 -	2:37.937	83.43	2.162	10:54:51.974
5 -	2:39.899	82.41	4.124	10:57:31.873
6 -	2:37.517 (3)	83.65	1.742	11:00:09.390
7 -	2:38.057	83.37	2.282	11:02:47.447
8 -	2:36.474 (2)	84.21	0.699	11:05:23.921

P3 19 Adam SPARROW				
LAP	LAP TIME	MPH	DIFF	TIME OF DAY
1 -	2:40.908	81.89	4.325	10:46:58.312
2 -	<b>2:36.583 (1)</b>	<b>84.15</b>		<b>10:49:34.895</b>
3 -	2:39.374	82.68	2.791	10:52:14.269
4 -	2:37.564 (3)	83.63	0.981	10:54:51.833
5 -	2:40.425	82.14	3.842	10:57:32.258
6 -	2:37.359 (2)	83.74	0.776	11:00:09.617
7 -	2:38.300	83.24	1.717	11:02:47.917
8 -	2:38.868	82.94	2.285	11:05:26.785

P4 88 William CHADWICK				
LAP	LAP TIME	MPH	DIFF	TIME OF DAY
1 -	2:43.478	80.60	6.370	10:47:00.882
2 -	<b>2:37.108 (1)</b>	<b>83.87</b>		<b>10:49:37.990</b>
3 -	2:38.390	83.19	1.282	10:52:16.380
4 -	2:37.837 (3)	83.48	0.729	10:54:54.217
5 -	2:38.270	83.26	1.162	10:57:32.487
6 -	2:37.455 (2)	83.69	0.347	11:00:09.942
7 -	2:38.177	83.31	1.069	11:02:48.119
8 -	2:39.335	82.70	2.227	11:05:27.454

P5 17 Harry STORER				
LAP	LAP TIME	MPH	DIFF	TIME OF DAY
1 -	2:43.639	80.52	5.773	10:47:01.043
2 -	2:39.423	82.65	1.557	10:49:40.466
3 -	2:38.355 (2)	83.21	0.489	10:52:18.821
4 -	<b>2:37.866 (1)</b>	<b>83.47</b>		<b>10:54:56.687</b>
5 -	2:38.622 (3)	83.07	0.756	10:57:35.309
6 -	2:39.896	82.41	2.030	11:00:15.205
7 -	2:39.601	82.56	1.735	11:02:54.806
8 -	2:38.945	82.90	1.079	11:05:33.751

P6 8 Neil CHISNALL				
LAP	LAP TIME	MPH	DIFF	TIME OF DAY
1 -	2:43.885	80.40	5.902	10:47:01.289
2 -	2:39.675	82.52	1.692	10:49:40.964
3 -	<b>2:37.983 (1)</b>	<b>83.41</b>		<b>10:52:18.947</b>

DIFF = Difference To Personal Best Lap, P = In Pit Lane, D = Time Disallowed

4 -	2:38.795	82.98	0.812	10:54:57.742
5 -	2:38.556 (3)	83.11	0.573	10:57:36.298
6 -	2:39.121	82.81	1.138	11:00:15.419
7 -	2:40.249	82.23	2.266	11:02:55.668
8 -	2:38.172 (2)	83.31	0.189	11:05:33.840

P7 3 Richard WOOTTEN				
LAP	LAP TIME	MPH	DIFF	TIME OF DAY
1 -	2:42.995	80.84	5.958	10:47:00.399
2 -	2:40.238	82.23	3.201	10:49:40.637
3 -	2:37.602 (3)	83.61	0.565	10:52:18.239
4 -	2:37.750	83.53	0.713	10:54:55.989
5 -	2:37.054 (2)	83.90	0.017	10:57:33.043
6 -	<b>2:37.037 (1)</b>	<b>83.91</b>		<b>11:00:10.080</b>
7 -	2:38.359	83.21	1.322	11:02:48.439
8 -	2:45.513	79.61	8.476	11:05:33.952

P8 55 James SEALE				
LAP	LAP TIME	MPH	DIFF	TIME OF DAY
1 -	2:43.590	80.55	4.442	10:47:00.994
2 -	2:43.086	80.80	3.938	10:49:44.080
3 -	2:41.065	81.81	1.917	10:52:25.145
4 -	2:39.321 (2)	82.71	0.173	10:55:04.466
5 -	2:40.370	82.17	1.222	10:57:44.836
6 -	<b>2:39.148 (1)</b>	<b>82.80</b>		<b>11:00:23.984</b>
7 -	2:39.540 (3)	82.59	0.392	11:03:03.524
8 -	2:39.958	82.38	0.810	11:05:43.482

P9 64 Donovan DYER				
LAP	LAP TIME	MPH	DIFF	TIME OF DAY
1 -	2:45.949	79.40	6.632	10:47:03.353
2 -	2:40.207	82.25	0.890	10:49:43.561
3 -	2:41.861	81.41	2.544	10:52:25.423
4 -	<b>2:39.317 (1)</b>	<b>82.71</b>		<b>10:55:04.740</b>
5 -	2:41.447	81.62	2.130	10:57:46.187
6 -	2:40.114	82.30	0.797	11:00:26.301
7 -	2:39.473 (2)	82.63	0.156	11:03:05.774
8 -	2:39.510 (3)	82.61	0.193	11:05:45.284

P10 478 Steve BARTLETT				
LAP	LAP TIME	MPH	DIFF	TIME OF DAY
1 -	2:47.156	78.83	9.105	10:47:04.560
2 -	2:40.273	82.22	2.222	10:49:44.833
3 -	2:41.200	81.74	3.149	10:52:26.033
4 -	2:40.256	82.22	2.205	10:55:06.289
5 -	2:45.147	79.79	7.096	10:57:51.436
6 -	<b>2:38.051 (1)</b>	<b>83.37</b>		<b>11:00:29.487</b>
7 -	2:38.682 (3)	83.04	0.631	11:03:08.169
8 -	2:38.268 (2)	83.26	0.217	11:05:46.437

P11 14 Connor CLIFFORD				
LAP	LAP TIME	MPH	DIFF	TIME OF DAY
1 -	2:45.858	79.45	6.012	10:47:03.262
2 -	2:40.195	82.26	0.349	10:49:43.457
3 -	2:42.358	81.16	2.512	10:52:25.815
4 -	2:40.694	82.00	0.848	10:55:06.509
5 -	2:42.349	81.16	2.503	10:57:48.858
6 -	2:40.159 (3)	82.27	0.313	11:00:29.017
7 -	<b>2:39.846 (1)</b>	<b>82.44</b>		<b>11:03:08.863</b>
8 -	2:40.037 (2)	82.34	0.191	11:05:48.900

# Kent Models MX-5 Championship

## RACE 10 - LAP ANALYSIS

DIFF = Difference To Personal Best Lap, P = In Pit Lane, D = Time Disallowed

P12 71 Pete SMITH				
LAP	LAP TIME	MPH	DIFF	TIME OF DAY
1 -	2:48.276	78.31	8.371	10:47:05.680
2 -	2:41.053	81.82	1.148	10:49:46.733
3 -	<b>2:39.905 (1)</b>	<b>82.41</b>		<b>10:52:26.638</b>
4 -	2:40.177 (2)	82.27	0.272	10:55:06.815
5 -	2:42.723	80.98	2.818	10:57:49.538
6 -	2:40.346 (3)	82.18	0.441	11:00:29.884
7 -	2:40.782	81.96	0.877	11:03:10.666
8 -	2:41.878	81.40	1.973	11:05:52.544

P13 23 Martin TOLLEY				
LAP	LAP TIME	MPH	DIFF	TIME OF DAY
1 -	2:49.460	77.76	10.133	10:47:06.864
2 -	2:41.761	81.46	2.434	10:49:48.625
3 -	2:40.252	82.23	0.925	10:52:28.877
4 -	2:39.704 (2)	82.51	0.377	10:55:08.581
5 -	2:41.417	81.63	2.090	10:57:49.998
6 -	<b>2:39.327 (1)</b>	<b>82.70</b>		<b>11:00:29.325</b>
7 -	2:39.904 (3)	82.41	0.577	11:03:09.229
8 -	2:44.776	79.97	5.449	11:05:54.005

P14 21 Thomas WALKER				
LAP	LAP TIME	MPH	DIFF	TIME OF DAY
1 -	2:46.377	79.20	7.267	10:47:03.781
2 -	2:40.668	82.01	1.558	10:49:44.449
3 -	2:41.947	81.37	2.837	10:52:26.396
4 -	2:40.529 (3)	82.08	1.419	10:55:06.925
5 -	2:41.995	81.34	2.885	10:57:48.920
6 -	<b>2:39.110 (1)</b>	<b>82.82</b>		<b>11:00:28.030</b>
7 -	2:40.460 (2)	82.12	1.350	11:03:08.490
8 -	2:46.241	79.26	7.131	11:05:54.731

P15 45 Graham RUMSEY				
LAP	LAP TIME	MPH	DIFF	TIME OF DAY
1 -	2:46.247	79.26	5.652	10:47:03.651
2 -	2:43.000	80.84	2.405	10:49:46.651
3 -	<b>2:40.595 (1)</b>	<b>82.05</b>		<b>10:52:27.246</b>
4 -	2:40.787 (2)	81.95	0.192	10:55:08.033
5 -	2:42.225	81.23	1.630	10:57:50.258
6 -	2:41.141 (3)	81.77	0.546	11:00:31.399
7 -	2:41.954	81.36	1.359	11:03:13.353
8 -	2:42.255	81.21	1.660	11:05:55.608

P16 68 Paul TUCKER				
LAP	LAP TIME	MPH	DIFF	TIME OF DAY
1 -	2:47.472	78.68	6.550	10:47:04.876
2 -	2:42.595	81.04	1.673	10:49:47.471
3 -	2:41.981 (2)	81.35	1.059	10:52:29.452
4 -	<b>2:40.922 (1)</b>	<b>81.88</b>		<b>10:55:10.374</b>
5 -	2:42.431	81.12	1.509	10:57:52.805
6 -	2:42.361 (3)	81.16	1.439	11:00:35.166
7 -	2:42.697	80.99	1.775	11:03:17.863
8 -	2:43.040	80.82	2.118	11:06:00.903

P17 47 Andrey ABALUEV				
LAP	LAP TIME	MPH	DIFF	TIME OF DAY
1 -	2:49.583	77.70	11.035	10:47:06.987
2 -	2:39.917 (3)	82.40	1.369	10:49:46.904
3 -	2:40.270	82.22	1.722	10:52:27.174

DIFF = Difference To Personal Best Lap, P = In Pit Lane, D = Time Disallowed

4 -	2:39.738 (2)	82.49	1.190	10:55:06.912
5 -	2:42.364	81.16	3.816	10:57:49.276
6 -	<b>2:38.548 (1)</b>	<b>83.11</b>		<b>11:00:27.824</b>
7 -	2:40.559	82.07	2.011	11:03:08.383
8 -	2:46.495	79.14	7.947	11:05:54.878

P18 577 Chris THELWELL				
LAP	LAP TIME	MPH	DIFF	TIME OF DAY
1 -	2:51.533	76.82	9.425	10:47:08.937
2 -	<b>2:42.108 (1)</b>	<b>81.29</b>		<b>10:49:51.045</b>
3 -	2:44.338	80.18	2.230	10:52:35.383
4 -	2:46.124	79.32	4.016	10:55:21.507
5 -	2:42.515	81.08	0.407	10:58:04.022
6 -	2:42.784	80.95	0.676	11:00:46.806
7 -	2:42.440 (2)	81.12	0.332	11:03:29.246
8 -	2:42.482 (3)	81.10	0.374	11:06:11.728

P19 50 Tim STORER				
LAP	LAP TIME	MPH	DIFF	TIME OF DAY
1 -	2:50.146	77.44	6.885	10:47:07.550
2 -	<b>2:43.261 (1)</b>	<b>80.71</b>		<b>10:49:50.811</b>
3 -	2:43.557 (2)	80.57	0.296	10:52:34.368
4 -	2:52.208	76.52	8.947	10:55:26.576
5 -	2:46.384	79.20	3.123	10:58:12.960
6 -	2:44.625	80.04	1.364	11:00:57.585
7 -	2:44.196	80.25	0.935	11:03:41.781
8 -	2:43.871 (3)	80.41	0.610	11:06:25.652

P20 67 Clive CHISNALL				
LAP	LAP TIME	MPH	DIFF	TIME OF DAY
1 -	2:56.466	74.67	12.342	10:47:13.870
2 -	2:44.958	79.88	0.834	10:49:58.828
3 -	2:44.529	80.09	0.405	10:52:43.357
4 -	2:44.378 (2)	80.16	0.254	10:55:27.735
5 -	2:45.081	79.82	0.957	10:58:12.816
6 -	2:44.440 (3)	80.13	0.316	11:00:57.256
7 -	2:45.075	79.82	0.951	11:03:42.331
8 -	<b>2:44.124 (1)</b>	<b>80.29</b>		<b>11:06:26.455</b>

P21 78 Richard BARTLETT				
LAP	LAP TIME	MPH	DIFF	TIME OF DAY
1 -	2:54.800	75.38	9.717	10:47:12.204
2 -	2:46.481	79.15	1.398	10:49:58.685
3 -	2:46.722	79.04	1.639	10:52:45.407
4 -	2:46.339 (3)	79.22	1.256	10:55:31.746
5 -	2:47.145	78.84	2.062	10:58:18.891
6 -	2:47.756	78.55	2.673	11:01:06.647
7 -	2:45.704 (2)	79.52	0.621	11:03:52.351
8 -	<b>2:45.083 (1)</b>	<b>79.82</b>		<b>11:06:37.434</b>

P22 2 Matthew MCLUCKIE				
LAP	LAP TIME	MPH	DIFF	TIME OF DAY
1 -	3:07.531	70.26	24.242	10:47:24.935
2 -	2:46.896	78.95	3.607	10:50:11.831
3 -	2:45.761	79.49	2.472	10:52:57.592
4 -	2:45.363	79.69	2.074	10:55:42.955
5 -	2:44.062 (3)	80.32	0.773	10:58:27.017
6 -	2:43.619 (2)	80.53	0.330	11:01:10.636
7 -	2:44.647	80.03	1.358	11:03:55.283
8 -	<b>2:43.289 (1)</b>	<b>80.70</b>		<b>11:06:38.572</b>

# Kent Models MX-5 Championship

## RACE 10 - LAP ANALYSIS

DIFF = Difference To Personal Best Lap, P = In Pit Lane, D = Time Disallowed

<b>P23 96 Matthew TILLER</b>				
LAP	LAP TIME	MPH	DIFF	TIME OF DAY
1 -	2:59.485	73.41	15.842	10:47:16.889
2 -	2:48.207	78.34	4.564	10:50:05.096
3 -	2:46.264	79.25	2.621	10:52:51.360
4 -	2:46.172	79.30	2.529	10:55:37.532
5 -	2:46.003 <b>(3)</b>	79.38	2.360	10:58:23.535
6 -	2:46.112	79.33	2.469	11:01:09.647
7 -	2:45.768 <b>(2)</b>	79.49	2.125	11:03:55.415
<b>8 -</b>	<b>2:43.643 (1)</b>	<b>80.52</b>		<b>11:06:39.058</b>

# Kent Models MX-5 Championship

## RACE 10 - STATISTICS

**Competitors Started** 23  
**Planned Start** 2025-03-16 @ 10:45:00.000  
**Actual Start** 2025-03-16 @ 10:44:17.403  
**Finish Time** 2025-03-16 @ 11:05:22.712  
**Track Length** 3.6604mi.  
**Total Laps** 184  
**Total Distance Covered** 673.5315mi.

### Session Fastest Lap History

NO	CL	NAME	LAP TIME	TIME OF DAY	LAP	VEHICLE
76		Ali BRAY	2:36.816	10:49:34.626	2	Mazda MX-5 Mk1
19		Adam SPARROW	2:36.583	10:49:34.894	2	Mazda MX-5 Mk1
77		Steve FODEN	2:35.775	10:49:34.989	2	Mazda MX-5 Mk1

### Session Leader History

NO	CL	NAME	FROM LAP	LAPS LED	DISTANCE	VEHICLE
76		Ali BRAY	1	8	29.28 miles	Mazda MX-5 Mk1

### Flag History

TYPE	TIME OF DAY
GREEN	10:44:17.403
FINISH	11:05:22.712

### Flag Statistics

TYPE	COUNT	TOTAL LAPS	TOTAL TIME
Green	1	8	22:49.593
Red	0	0	0.000
Safety Car	0	0	0.000
FCY	0	0	0.000

# Kent Models MX-5 Championship

## RACE 10 - STATISTICS

**CLASS :**

11 Starters

### Fastest Lap History

NO	NAME	LAP TIME	TIME OF DAY	LAP	VEHICLE
76	Ali BRAY	<b>2:36.816</b>	10:49:34.626	2	Mazda MX-5 Mk1
19	Adam SPARROW	<b>2:36.583</b>	10:49:34.894	2	Mazda MX-5 Mk1
77	Steve FODEN	<b>2:35.775</b>	10:49:34.989	2	Mazda MX-5 Mk1

### Leader History

NO	NAME	FROM LAP	LAPS LED	DISTANCE	VEHICLE
76	Ali BRAY	1	8	29.28 miles	Mazda MX-5 Mk1

# Kent Models MX-5 Championship

## RACE 10 - STATISTICS

CLASS : R

5 Starters

### Fastest Lap History

NO	NAME	LAP TIME	TIME OF DAY	LAP	VEHICLE
64	Donovan DYER	<b>2:40.207</b>	10:49:43.561	2	Mazda MX-5 Mk1
55	James SEALE	<b>2:39.321</b>	10:55:04.462	4	Mazda MX-5 Mk1
64	Donovan DYER	<b>2:39.317</b>	10:55:04.740	4	Mazda MX-5 Mk1
55	James SEALE	<b>2:39.148</b>	11:00:23.978	6	Mazda MX-5 Mk1
21	Thomas WALKER	<b>2:39.110</b>	11:00:28.028	6	Mazda MX-5 Mk1

### Leader History

NO	NAME	FROM LAP	LAPS LED	DISTANCE	VEHICLE
55	James SEALE	1	1	3.66 miles	Mazda MX-5 Mk1
64	Donovan DYER	2	1	3.66 miles	Mazda MX-5 Mk1
55	James SEALE	3	6	21.96 miles	Mazda MX-5 Mk1

# Kent Models MX-5 Championship

## RACE 10 - STATISTICS

CLASS : M

6 Starters

### Fastest Lap History

NO	NAME	LAP TIME	TIME OF DAY	LAP	VEHICLE
45	Graham RUMSEY	<b>2:43.000</b>	10:49:46.649	2	Mazda MX-5 Mk1
23	Martin TOLLEY	<b>2:41.761</b>	10:49:48.624	2	Mazda MX-5 Mk1
45	Graham RUMSEY	<b>2:40.595</b>	10:52:27.246	3	Mazda MX-5 Mk1
23	Martin TOLLEY	<b>2:40.252</b>	10:52:28.876	3	Mazda MX-5 Mk1
23	Martin TOLLEY	<b>2:39.704</b>	10:55:08.579	4	Mazda MX-5 Mk1
23	Martin TOLLEY	<b>2:39.327</b>	11:00:29.324	6	Mazda MX-5 Mk1

### Leader History

NO	NAME	FROM LAP	LAPS LED	DISTANCE	VEHICLE
45	Graham RUMSEY	1	4	14.64 miles	Mazda MX-5 Mk1
23	Martin TOLLEY	5	4	14.64 miles	Mazda MX-5 Mk1



# Kent Models MX-5 Championship

## RACE 10 - STATISTICS

CLASS : M (G)

1 Starters

### Fastest Lap History

NO	NAME	LAP TIME	TIME OF DAY	LAP	VEHICLE
68	Paul TUCKER	<b>2:42.595</b>	10:49:47.457	2	Mazda MX-5 Mk1
68	Paul TUCKER	<b>2:41.981</b>	10:52:29.438	3	Mazda MX-5 Mk1
68	Paul TUCKER	<b>2:40.922</b>	10:55:10.359	4	Mazda MX-5 Mk1

### Leader History

NO	NAME	FROM LAP	LAPS LED	DISTANCE	VEHICLE
68	Paul TUCKER	1	8	29.28 miles	Mazda MX-5 Mk1