



BRSCC PRO SPORTS SPRINT



Silverstone GP Season Opener
Silverstone GP
15th / 16th March 2025



SPORTS TIMING

TIMING SOLUTIONS LTD

Timing & Results Provided by Timing Solutions Ltd

www.tsl-timing.com

BRSCC Pro-Sports Sprint
QUALIFYING - RACE 5 - CLASSIFICATION

POS	NO	CL	PIC	NAME	ENTRY	TIME	ON	LAPS	GAP	DIFF	MPH
1	55*	A	1	John SEALE	Lamborghini Super Trofeo	2:07.843	5	9			103.07
2	8	A	2	Steve GAMBRELL	Porsche 911.2 Cup	2:08.440	7	8	0.597	0.597	102.59
3	96	C	1	Aaron COOKE	Ginetta G55	2:11.909	6	9	4.066	3.469	99.90
4	47*	C	2	Luke WOODHOUSE	2021 Golf gti Clubsport	2:13.128	7	7	5.285	1.219	98.98
5	40	C	3	Jasver SAPRA	BMW M3	2:16.635	3	6	8.792	3.507	96.44
6	18	C	4	Simon MAUGER	Vauxhall VX 220	2:16.899	7	7	9.056	0.264	96.25
7	118	B	1	David MAY	Ginetta	2:17.753	9	9	9.910	0.854	95.66
8	72	A	3	Haydn PAYNE	Ariel Atom Cup	2:25.808	6	8	17.965	8.055	90.37
9	664	E	1	Connor BLACKBURN	Fiesta ST240	2:29.660	7	7	21.817	3.852	88.05
10	188	E	2	Maggie WEBSTER	Fiesta ST240	2:30.345	6	8	22.502	0.685	87.65
11	15	E	3	Marco RICCI	Fiesta ST240	2:30.834	8	8	22.991	0.489	87.36
12	174*	E	4	Christopher BLACKBURN	Fiesta ST240	2:32.207	8	8	24.364	1.373	86.57
13	28*	E	5	Benjamin DOUGHTY	Fiesta ST240	2:33.212	6	7	25.369	1.005	86.01
14	73	D	1	Nick SANDERSON	Seat Supercopa	2:33.743	7	7	25.900	0.531	85.71
15	76*	F	1	Brian CHANDLER	Mazda MX5 MK4	2:34.086	2	7	26.243	0.343	85.52

Cars 47 & 76 - You must fit a working transponder
No. 28, 174 - 1 Lap time disallowed; exceeding track limits.
No. 55, 76 - 2 Lap times disallowed; exceeding track limits.

Weather / Track : Bright / Dry

Date: 15/03/2025 Start: 11:11 Finish: 11:31
Silverstone GP: 3.6604 miles

These results are provisional until the conclusion of any judicial and technical matters.

Clerk Of Course: Dave Weston

Timekeeper: Sarah Evans



BRSCC Pro-Sports Sprint

QUALIFYING - RACE 5 - LAP ANALYSIS

DIFF = Difference To Personal Best Lap, P = In Pit Lane, D = Time Disallowed

P1 55 John SEALE				
LAP	LAP TIME	MPH	DIFF	TIME OF DAY
1 -	2:33.062	86.09	25.219	11:14:41.733
2 -	2:11.589	100.14	3.746	11:16:53.322
3 -	2:40.093 D	101.29	2.250	11:19:03.415
4 -	2:08.169 (2)	102.81	0.326	11:21:11.584
5 -	2:07.843 (1)	103.07		11:23:19.427
6 -	2:16.152	96.78	8.309	11:25:35.579
7 -	2:11.385 (3)	100.29	3.542	11:27:46.964
8 -	2:38.249	83.27	30.406	11:30:25.213
9 -	2:07.450 D	103.39		11:32:32.663

P2 8 Steve GAMBRELL				
LAP	LAP TIME	MPH	DIFF	TIME OF DAY
1 -	2:48.685	78.12	40.245	11:15:20.750
2 -	2:15.861	96.99	7.421	11:17:36.611
3 -	2:12.500	99.45	4.060	11:19:49.111
4 -	2:10.628	100.88	2.188	11:21:59.739
5 -	2:09.636 (3)	101.65	1.196	11:24:09.375
6 -	2:09.030 (2)	102.12	0.590	11:26:18.405
7 -	2:08.440 (1)	102.59		11:28:26.845
8 -	2:18.996 P	94.80	10.556	11:30:45.841

P3 96 Aaron COOKE				
LAP	LAP TIME	MPH	DIFF	TIME OF DAY
1 -	2:30.946	87.30	19.037	11:14:57.411
2 -	2:17.743	95.66	5.834	11:17:15.154
3 -	2:14.116	98.25	2.207	11:19:29.270
4 -	2:12.325 (2)	99.58	0.416	11:21:41.595
5 -	2:12.549 (3)	99.41	0.640	11:23:54.144
6 -	2:11.909 (1)	99.90		11:26:06.053
7 -	2:13.247	98.89	1.338	11:28:19.300
8 -	2:15.777	97.05	3.868	11:30:35.077
9 -	2:43.385 P	80.65	31.476	11:33:18.462

P4 47 Luke WOODHOUSE				
LAP	LAP TIME	MPH	DIFF	TIME OF DAY
1 -	5:18.363	41.39	3:05.235	11:17:47.420
2 -	2:16.530	96.51	3.402	11:20:03.950
3 -	2:13.466 (3)	98.73	0.338	11:22:17.416
4 -	2:13.246 (2)	98.89	0.118	11:24:30.662
5 -	2:24.191	91.39	11.063	11:26:54.853
6 -	2:15.738	97.08	2.610	11:29:10.591
7 -	2:13.128 (1)	98.98		11:31:23.719

P5 40 Jasver SAPRA				
LAP	LAP TIME	MPH	DIFF	TIME OF DAY
1 -	2:36.909	83.98	20.274	11:14:49.478
2 -	2:19.351 (3)	94.56	2.716	11:17:08.829
3 -	2:16.635 (1)	96.44		11:19:25.464
4 -	2:20.436 P	93.83	3.801	11:21:45.900
5 -	4:07.003	53.35	1:50.368	11:25:52.903
6 -	2:17.207 (2)	96.04	0.572	11:28:10.110

P6 18 Simon MAUGER				
LAP	LAP TIME	MPH	DIFF	TIME OF DAY
1 -	2:32.141	86.61	15.242	11:14:46.998
2 -	2:21.066 (3)	93.41	4.167	11:17:08.064
3 -	2:21.395	93.19	4.496	11:19:29.459
4 -	2:19.360 (2)	94.55	2.461	11:21:48.819

DIFF = Difference To Personal Best Lap, P = In Pit Lane, D = Time Disallowed

5 -	2:24.128 P	91.43	7.229	11:24:12.947
6 -	6:34.192	33.42	4:17.293	11:30:47.139
7 -	2:16.899 (1)	96.25		11:33:04.038

P7 118 David MAY				
LAP	LAP TIME	MPH	DIFF	TIME OF DAY
1 -	2:39.006	82.87	21.253	11:15:01.088
2 -	2:23.150	92.05	5.397	11:17:24.238
3 -	2:21.496	93.13	3.743	11:19:45.734
4 -	2:20.019	94.11	2.266	11:22:05.753
5 -	2:19.387	94.54	1.634	11:24:25.140
6 -	2:19.134	94.71	1.381	11:26:44.274
7 -	2:19.063 (3)	94.76	1.310	11:29:03.337
8 -	2:17.835 (2)	95.60	0.082	11:31:21.172
9 -	2:17.753 (1)	95.66		11:33:38.925

P8 72 Haydn PAYNE				
LAP	LAP TIME	MPH	DIFF	TIME OF DAY
1 -	2:41.041	81.82	15.233	11:14:55.578
2 -	2:28.220	88.90	2.412	11:17:23.798
3 -	2:26.810 (3)	89.76	1.002	11:19:50.608
4 -	2:27.846	89.13	2.038	11:22:18.454
5 -	2:26.381 (2)	90.02	0.573	11:24:44.835
6 -	2:25.808 (1)	90.37		11:27:10.643
7 -	2:27.056	89.61	1.248	11:29:37.699
8 -	2:27.104	89.58	1.296	11:32:04.803

P9 664 Connor BLACKBURN				
LAP	LAP TIME	MPH	DIFF	TIME OF DAY
1 -	2:48.742	78.09	19.082	11:15:11.913
2 -	2:47.469 P	78.68	17.809	11:17:59.382
3 -	5:06.633	42.97	2:36.973	11:23:06.015
4 -	2:36.544	84.17	6.884	11:25:42.559
5 -	2:29.927 (2)	87.89	0.267	11:28:12.486
6 -	2:32.460 (3)	86.43	2.800	11:30:44.946
7 -	2:29.660 (1)	88.05		11:33:14.606

P10 188 Maggie WEBSTER				
LAP	LAP TIME	MPH	DIFF	TIME OF DAY
1 -	3:00.019	73.20	29.674	11:15:22.167
2 -	2:40.274	82.22	9.929	11:18:02.441
3 -	2:34.372	85.36	4.027	11:20:36.813
4 -	2:32.346 (2)	86.49	2.001	11:23:09.159
5 -	2:32.433	86.44	2.088	11:25:41.592
6 -	2:30.345 (1)	87.65		11:28:11.937
7 -	2:48.236	78.32	17.891	11:31:00.173
8 -	2:32.346 (2)	86.49	2.001	11:33:32.519

P11 15 Marco RICCI				
LAP	LAP TIME	MPH	DIFF	TIME OF DAY
1 -	3:09.568	69.51	38.734	11:15:26.150
2 -	2:39.554	82.59	8.720	11:18:05.704
3 -	2:34.677	85.19	3.843	11:20:40.381
4 -	2:34.952	85.04	4.118	11:23:15.333
5 -	2:33.434 (3)	85.88	2.600	11:25:48.767
6 -	2:31.383 (2)	87.04	0.549	11:28:20.150
7 -	2:33.897	85.62	3.063	11:30:54.047
8 -	2:30.834 (1)	87.36		11:33:24.881

BRSCC Pro-Sports Sprint

QUALIFYING - RACE 5 - LAP ANALYSIS

DIFF = Difference To Personal Best Lap, P = In Pit Lane, D = Time Disallowed

P12 174 Christopher BLACKBURN				
LAP	LAP TIME	MPH	DIFF	TIME OF DAY
1 -	2:54.550	75.49	22.343	11:15:15.231
2 -	2:43.610	80.54	11.403	11:17:58.841
3 -	2:39.572 D	82.58	7.365	11:20:38.413
4 -	2:37.575	83.62	5.368	11:23:15.988
5 -	2:34.075	85.52	1.868	11:25:50.063
6 -	2:33.583 (3)	85.80	1.376	11:28:23.646
7 -	2:33.544 (2)	85.82	1.337	11:30:57.190
8 -	2:32.207 (1)	86.57		11:33:29.397

P13 28 Benjamin DOUGHTY				
LAP	LAP TIME	MPH	DIFF	TIME OF DAY
1 -	3:08.804	69.79	35.592	11:15:34.605
2 -	3:00.185 P	73.13	26.973	11:18:34.790
3 -	4:34.638	47.98	2:01.426	11:23:09.429
4 -	2:41.492 (3)	81.60	8.280	11:25:50.921
5 -	2:34.512 (2)	85.28	1.300	11:28:25.433
6 -	2:33.212 (1)	86.01		11:30:58.645
7 -	2:31.841 D	86.78		11:33:30.486

P14 73 Nick SANDERSON				
LAP	LAP TIME	MPH	DIFF	TIME OF DAY
1 -	3:15.775	67.31	42.032	11:15:20.789
2 -	3:31.717 P	62.24	57.974	11:18:52.506
3 -	3:59.742	54.96	1:25.999	11:22:52.248
4 -	2:41.236	81.72	7.493	11:25:33.484
5 -	2:37.794 (2)	83.51	4.051	11:28:11.278
6 -	2:38.810 (3)	82.97	5.067	11:30:50.088
7 -	2:33.743 (1)	85.71		11:33:23.831

P15 76 Brian CHANDLER				
LAP	LAP TIME	MPH	DIFF	TIME OF DAY
1 -	2:38.165	83.31	4.079	11:14:57.626
2 -	2:34.086 (1)	85.52		11:17:31.712
3 -	2:35.481 D	84.75	1.395	11:20:07.193
4 -	2:35.204 D	84.90	1.115	11:22:42.394
5 -	2:35.809 (3)	84.57	1.723	11:25:18.203
6 -	2:34.820 (2)	85.11	0.734	11:27:53.023
7 -	2:42.182 P	81.25	8.096	11:30:35.205

BRSCC Pro-Sports Sprint

QUALIFYING - RACE 5 - STATISTICS

Competitors Started 15
Planned Start 2025-03-15 @ 11:35:00.000
Actual Start 2025-03-15 @ 11:11:21.621
Finish Time 2025-03-15 @ 11:31:22.998
Track Length 3.6604mi.
Total Laps 115
Total Distance Covered 420.9572mi.

Session Fastest Lap History

NO	CL	NAME	LAP TIME	TIME OF DAY	LAP	VEHICLE
55	A	John SEALE	2:33.062	11:14:41.733	1	Lamborghini Super Trofeo
18	C	Simon MAUGER	2:32.141	11:14:46.998	1	Vauxhall VX 220
96	C	Aaron COOKE	2:30.946	11:14:57.409	1	Ginetta G55
55	A	John SEALE	2:11.589	11:16:53.324	2	Lamborghini Super Trofeo
55	A	John SEALE	2:08.169	11:21:11.584	4	Lamborghini Super Trofeo
55	A	John SEALE	2:07.843	11:23:19.428	5	Lamborghini Super Trofeo

Flag History

TYPE	TIME OF DAY
GREEN	11:11:21.621
FINISH	11:31:22.998

Flag Statistics

TYPE	COUNT	TOTAL LAPS	TOTAL TIME
Green	1	9	23:52.470
Red	0	0	0.000
Safety Car	0	0	0.000
FCY	0	0	0.000

BRSCC Pro-Sports Sprint

QUALIFYING - RACE 5 - STATISTICS

CLASS : E

5 Starters

Fastest Lap History

NO	NAME	LAP TIME	TIME OF DAY	LAP	VEHICLE
664	Connor BLACKBURN	2:48.742	11:15:11.908	1	Fiesta ST240
174	Christopher BLACKBURN	2:43.610	11:17:58.843	2	Fiesta ST240
188	Maggie WEBSTER	2:40.274	11:18:02.438	2	Fiesta ST240
15	Marco RICCI	2:39.554	11:18:05.707	2	Fiesta ST240
188	Maggie WEBSTER	2:34.372	11:20:36.810	3	Fiesta ST240
188	Maggie WEBSTER	2:32.346	11:23:09.155	4	Fiesta ST240
188	Maggie WEBSTER	2:30.345	11:28:11.932	6	Fiesta ST240
664	Connor BLACKBURN	2:29.927	11:28:12.481	5	Fiesta ST240
664	Connor BLACKBURN	2:29.660	11:33:14.602	7	Fiesta ST240

BRSCC Pro-Sports Sprint

QUALIFYING - RACE 5 - STATISTICS

CLASS : C

4 Starters

Fastest Lap History

NO	NAME	LAP TIME	TIME OF DAY	LAP	VEHICLE
18	Simon MAUGER	2:32.141	11:14:46.998	1	Vauxhall VX 220
96	Aaron COOKE	2:30.946	11:14:57.409	1	Ginetta G55
18	Simon MAUGER	2:21.066	11:17:08.064	2	Vauxhall VX 220
40	Jasver SAPRA	2:19.351	11:17:08.830	2	BMW M3
96	Aaron COOKE	2:17.743	11:17:15.153	2	Ginetta G55
40	Jasver SAPRA	2:16.635	11:19:25.464	3	BMW M3
96	Aaron COOKE	2:14.116	11:19:29.269	3	Ginetta G55
96	Aaron COOKE	2:12.325	11:21:41.593	4	Ginetta G55
96	Aaron COOKE	2:11.909	11:26:06.052	6	Ginetta G55

BRSCC Pro-Sports Sprint

QUALIFYING - RACE 5 - STATISTICS

CLASS : A

3 Starters

Fastest Lap History

NO	NAME	LAP TIME	TIME OF DAY	LAP	VEHICLE
55	John SEALE	2:33.062	11:14:41.733	1	Lamborghini Super Trofeo
55	John SEALE	2:11.589	11:16:53.324	2	Lamborghini Super Trofeo
55	John SEALE	2:08.169	11:21:11.584	4	Lamborghini Super Trofeo
55	John SEALE	2:07.843	11:23:19.428	5	Lamborghini Super Trofeo

BRSCC Pro-Sports Sprint

QUALIFYING - RACE 5 - STATISTICS

CLASS : D

1 Starters

Fastest Lap History

NO	NAME	LAP TIME	TIME OF DAY	LAP	VEHICLE
73	Nick SANDERSON	3:15.775	11:15:20.789	1	Seat Supercopa
73	Nick SANDERSON	2:41.236	11:25:33.495	4	Seat Supercopa
73	Nick SANDERSON	2:37.794	11:28:11.290	5	Seat Supercopa
73	Nick SANDERSON	2:33.743	11:33:23.842	7	Seat Supercopa

BRSCC Pro-Sports Sprint

QUALIFYING - RACE 5 - STATISTICS

CLASS : F

1 Starters

Fastest Lap History

NO	NAME	LAP TIME	TIME OF DAY	LAP	VEHICLE
76	Brian CHANDLER	2:38.165	11:14:57.626	1	Mazda MX5 MK4
76	Brian CHANDLER	2:34.086	11:17:31.712	2	Mazda MX5 MK4

BRSCC Pro-Sports Sprint

QUALIFYING - RACE 5 - STATISTICS


CLASS : B

1 Starters

Fastest Lap History

NO	NAME	LAP TIME	TIME OF DAY	LAP	VEHICLE
118	David MAY	2:39.006	11:15:01.084	1	Ginetta
118	David MAY	2:23.150	11:17:24.235	2	Ginetta
118	David MAY	2:21.496	11:19:45.730	3	Ginetta
118	David MAY	2:20.019	11:22:05.750	4	Ginetta
118	David MAY	2:19.387	11:24:25.136	5	Ginetta
118	David MAY	2:19.134	11:26:44.272	6	Ginetta
118	David MAY	2:19.063	11:29:03.334	7	Ginetta
118	David MAY	2:17.835	11:31:21.169	8	Ginetta
118	David MAY	2:17.753	11:33:38.922	9	Ginetta

BRSCC Pro-Sports Sprint
RACE 5 - GRID (20 minutes)

ROW 8	15	2:34.086 76 Brian CHANDLER	
ROW 7	13	2:33.212 28 Benjamin DOUGHTY	14
			2:33.743 73 Nick SANDERSON
ROW 6	11	2:30.834 15 Marco RICCI	12
			2:32.207 174 Christopher BLACKBURN
ROW 5	9	2:29.660 664 Connor BLACKBURN	10
			2:30.345 188 Maggie WEBSTER
ROW 4	7	2:17.753 118 David MAY	8
			2:25.808 72 Haydn PAYNE
ROW 3	5	2:16.635 40 Jasver SAPRA	6
			2:16.899 18 Simon MAUGER
ROW 2	3	2:11.909 96 Aaron COOKE	4
			2:13.128 47 Luke WOODHOUSE
ROW 1	1	2:07.843 55 John SEALE	2
			2:08.440 8 Steve GAMBRELL
Pole			
			

These results are provisional until the conclusion of any judicial and technical matters.

Silverstone GP: 3.6604 miles

Clerk Of Course: Dave Weston

Timekeeper: Sarah Evans



BRSCC Pro-Sports Sprint

RACE 5 - CLASSIFICATION

Race Distance: 10 Laps / 36.60 miles

POS	NO	CL	PIC	NAME	ENTRY	LAPS	TIME	GAP	DIFF	MPH	BEST	ON	GRD	↑↓
1	8	A	1	Steve GAMBRELL	Porsche 911.2 Cup	10	21:24.704			102.57	2:06.620	4	2	1
2	55	A	2	John SEALE	Lamborghini Super Trofeo	10	22:01.666	36.962	36.962	99.70	2:08.064	2	1	-1
3	96	C	1	Aaron COOKE	Ginetta G55	10	22:28.927	1:04.223	27.261	97.69	2:13.562	7	3	0
4	47	C	2	Luke WOODHOUSE	2021 Golf gti Clubsport	10	22:36.655	1:11.951	7.728	97.13	2:14.569	4	4	0
5	18	C	3	Simon MAUGER	TCR Cupra Leon Gen 1	10	22:56.019	1:31.315	19.364	95.76	2:15.109	9	6	1
6	118	C	4	David MAY	Ginetta	10	23:05.465	1:40.761	9.446	95.11	2:16.955	6	7	1
7	72	B	1	Haydn PAYNE	Ariel Atom Cup	9	22:00.021	1 Lap	1 Lap	89.84	2:25.658	5	8	1
8	664	E	1	Connor BLACKBURN	Fiesta ST240	9	22:40.186	1 Lap	40.165	87.19	2:30.122	9	9	1
9	188*	E	2	Maggie WEBSTER	Fiesta ST240	9	22:43.723	1 Lap	3.537	86.96	2:30.005	7	10	1
10	174	E	3	Christopher BLACKBURN	Fiesta ST240	9	22:56.547	1 Lap	12.824	86.15	2:31.542	9	12	2
11	76	F	1	Brian CHANDLER	Mazda MX5 MK4	9	23:11.051	1 Lap	14.504	85.25	2:32.828	4	15	4

NOT CLASSIFIED

DNF	40	C		Jasver SAPRA	BMW M3	7	15:51.843	3 Laps	2 Laps	96.91	2:14.495	5	5	
DNF	15	E		Marco RICCI	Fiesta ST240	7	17:44.698	3 Laps	1:52.855	86.63	2:30.167	7	11	
DNF	28	E		Benjamin DOUGHTY	Fiesta ST240	5	14:43.940	5 Laps	2 Laps	74.54	2:33.096	3	13	
DNF	73	D		Nick SANDERSON	Seat Supercopa	0							14	

FASTEST LAP

8	A			Steve GAMBRELL	Porsche 911.2 Cup	4	2:06.620			104.07 mph		167.49 kph		
96	C			Aaron COOKE	Ginetta G55	7	2:13.562			98.66 mph		158.78 kph		
72	B			Haydn PAYNE	Ariel Atom Cup	5	2:25.658			90.47 mph		145.59 kph		
188	E			Maggie WEBSTER	Fiesta ST240	7	2:30.005			87.84 mph		141.37 kph		
76	F			Brian CHANDLER	Mazda MX5 MK4	4	2:32.828			86.22 mph		138.76 kph		

Car 188 - 5 second penalty - Track limits

Weather / Track : Bright / Dry

These results are provisional until the conclusion of any judicial and technical matters.

Date: 15/03/2025 Start: 16:46 Finish: 17:07

Silverstone GP: 3.6604 miles

Clerk Of Course: Dave Weston

Timekeeper: Sarah Evans



BRSCC Pro-Sports Sprint

RACE 5 - LAP CHART

LAP 1 @ 16:48:47.232			LAP 2 @ 16:50:54.021			LAP 3 @ 16:53:00.855			LAP 4 @ 16:55:07.475			LAP 5 @ 16:57:14.375		
NO	BEHIND	LAP TIME	NO	BEHIND	LAP TIME	NO	BEHIND	LAP TIME	NO	BEHIND	LAP TIME	NO	BEHIND	LAP TIME
8		2:12.674	8		2:06.789	8		2:06.834	8		2:06.620	8		2:06.900
55	0.288	2:12.962	55	1.563	2:08.064	55	3.327	2:08.598	55	9.182	2:12.475	28	1 Lap	3:01.434
47	5.234	2:17.908	96	13.520	2:14.640	96	21.147	2:14.461	47	29.937	2:14.569	55	15.224	2:12.942
96	5.669	2:18.343	47	13.972	2:15.527	47	21.988	2:14.850	96	30.445	2:15.918	96	38.245	2:14.700
40	5.777	2:18.451	40	14.307	2:15.319	40	22.305	2:14.832	40	31.115	2:15.430	40	38.710	2:14.495
118	9.709	2:22.383	118	22.046	2:19.126	118	34.225	2:19.013	118	46.912	2:19.307	47	39.437	2:16.400
18	11.974	2:24.648	18	25.745	2:20.560	18	36.298	2:17.387	18	47.174	2:17.496	18	57.810	2:17.536
72	15.471	2:28.145	72	35.430	2:26.748	72	54.899	2:26.303	72	1:15.349	2:27.070	118	58.528	2:18.516
188	20.341	2:33.015	188	44.312	2:30.760	188	1:08.525	2:31.047	188	1:32.509	2:30.604	72	1:34.107	2:25.658
664	20.478	2:33.152	664	44.787	2:31.098	664	1:08.774	2:30.821	664	1:33.127	2:30.973	188	1:56.456	2:30.847
15	22.997	2:35.671	15	49.842	2:33.634	15	1:14.817	2:31.809	15	1:40.165	2:31.968	664	1:56.588	2:30.361
76	23.774	2:36.448	174	51.565	2:33.917	174	1:17.377	2:32.646	174	1:42.528	2:31.771	15	2:03.818	2:30.553
174	24.437	2:37.111	76	52.165	2:35.180	28	1:18.505	2:33.096	76	1:45.039	2:32.828			
28	24.879	2:37.553	28	52.243	2:34.153	76	1:18.831	2:33.500						

BRSCC Pro-Sports Sprint

RACE 5 - LAP CHART

LAP 6 @ 16:59:21.610			LAP 7 @ 17:01:32.999			LAP 8 @ 17:03:40.992			LAP 9 @ 17:05:49.612			LAP 10 @ 17:07:59.262		
NO	BEHIND	LAP TIME	NO	BEHIND	LAP TIME	NO	BEHIND	LAP TIME	NO	BEHIND	LAP TIME	NO	BEHIND	LAP TIME
8		2:07.235	8		2:11.389	8		2:07.993	8		2:08.620	8		2:09.650
174	1 Lap	2:31.734	188	1 Lap	2:30.790	188	1 Lap	2:30.005	72	1 Lap	2:27.372	72	1 Lap	2:26.583
76	1 Lap	2:33.815	664	1 Lap	2:32.270	55	31.041	2:13.832	55	34.526	2:12.105	55	36.962	2:12.086
55	20.151	2:12.162	15	1 Lap	2:30.896	664	1 Lap	2:30.385	188	1 Lap	2:31.001	96	1:04.223	2:15.290
96	44.956	2:13.946	174	1 Lap	2:31.658	15	1 Lap	2:30.167	664	1 Lap	2:31.004	47	1:11.951	2:14.965
40	47.788	2:16.313	55	25.202	2:16.440	174	1 Lap	2:33.112	96	58.583	2:14.254	188	1 Lap	2:30.654
47	48.323	2:16.121	76	1 Lap	2:35.205	96	52.949	2:13.813	47	1:06.636	2:14.907	664	1 Lap	2:30.122
18	1:07.172	2:16.597	96	47.129	2:13.562	76	1 Lap	2:35.054	174	1 Lap	2:33.056	18	1:31.315	2:15.521
118	1:08.248	2:16.955	40	53.402	2:17.003	47	1:00.349	2:14.743	76	1 Lap	2:34.477	174	1 Lap	2:31.542
72	1:52.682	2:25.810	47	53.599	2:16.665	18	1:18.955	2:15.735	18	1:25.444	2:15.109	118	1:40.761	2:17.704
28	1 Lap	3:57.704 P	18	1:11.213	2:15.430	118	1:23.837	2:18.011	118	1:32.707	2:17.490	76	1 Lap	2:34.544
			118	1:13.819	2:16.960									
			72	2:07.625	2:26.332									

BRSCC Pro-Sports Sprint

RACE 5 - POSITION CHART

No	Name	Lap												
		Pos	1	2	3	4	5	6	7	8	9	10		
55	SEALE	1	8	8	8	8	8	8	8	8	8	8	8	8
8	GAMBRELL	2	55	55	55	55	55	55	55	55	55	55	55	55
96	COOKE	3	47	96	96	47	96	96	96	96	96	96	96	96
47	WOODHOUSE	4	96	47	47	96	40	40	40	47	47	47	47	47
40	SAPRA	5	40	40	40	40	47	47	47	18	18	18	18	18
18	MAUGER	6	118	118	118	118	18	18	18	118	118	118	118	118
118	MAY	7	18	18	18	18	118	118	118	72	72	72	72	72
72	PAYNE	8	72	72	72	72	72	72	72	188	188	188	188	188
664	BLACKBURN	9	188	188	188	188	188	188	188	664	664	664	664	664
188	WEBSTER	10	664	664	664	664	664	664	664	174	174	174	174	174
15	RICCI	11	15	15	15	15	15	15	15	76	76	76	76	76
174	BLACKBURN	12	76	174	174	174	174	174	174	174	174	174	174	174
28	DOUGHTY	13	174	76	28	76	76	76	76	76	76	76	76	76
73	SANDERSON	14	28	28	76	28	28	28	28	28	28	28	28	28
76	CHANDLER	15												

BRSCC Pro-Sports Sprint

RACE 5 - LAP ANALYSIS

DIFF = Difference To Personal Best Lap, P = In Pit Lane, D = Time Disallowed

P1 8 Steve GAMBRELL				
LAP	LAP TIME	MPH	DIFF	TIME OF DAY
1 -	2:12.674	99.32	6.054	16:48:47.232
2 -	2:06.789 (2)	103.93	0.169	16:50:54.021
3 -	2:06.834 (3)	103.89	0.214	16:53:00.855
4 -	2:06.620 (1)	104.07		16:55:07.475
5 -	2:06.900	103.84	0.280	16:57:14.375
6 -	2:07.235	103.57	0.615	16:59:21.610
7 -	2:11.389	100.29	4.769	17:01:32.999
8 -	2:07.993	102.95	1.373	17:03:40.992
9 -	2:08.620	102.45	2.000	17:05:49.612
10 -	2:09.650	101.64	3.030	17:07:59.262

P2 55 John SEALE				
LAP	LAP TIME	MPH	DIFF	TIME OF DAY
1 -	2:12.962	99.10	4.898	16:48:47.520
2 -	2:08.064 (1)	102.90		16:50:55.584
3 -	2:08.598 (2)	102.47	0.534	16:53:04.182
4 -	2:12.475	99.47	4.411	16:55:16.657
5 -	2:12.942	99.12	4.878	16:57:29.599
6 -	2:12.162	99.70	4.098	16:59:41.761
7 -	2:16.440	96.58	8.376	17:01:58.201
8 -	2:13.832	98.46	5.768	17:04:12.033
9 -	2:12.105	99.75	4.041	17:06:24.138
10 -	2:12.086 (3)	99.76	4.022	17:08:36.224

P3 96 Aaron COOKE				
LAP	LAP TIME	MPH	DIFF	TIME OF DAY
1 -	2:18.343	95.25	4.781	16:48:52.901
2 -	2:14.640	97.87	1.078	16:51:07.541
3 -	2:14.461	98.00	0.899	16:53:22.002
4 -	2:15.918	96.95	2.356	16:55:37.920
5 -	2:14.700	97.83	1.138	16:57:52.620
6 -	2:13.946 (3)	98.38	0.384	17:00:06.566
7 -	2:13.562 (1)	98.66		17:02:20.128
8 -	2:13.813 (2)	98.47	0.251	17:04:33.941
9 -	2:14.254	98.15	0.692	17:06:48.195
10 -	2:15.290	97.40	1.728	17:09:03.485

P4 47 Luke WOODHOUSE				
LAP	LAP TIME	MPH	DIFF	TIME OF DAY
1 -	2:17.908	95.55	3.339	16:48:52.466
2 -	2:15.527	97.23	0.958	16:51:07.993
3 -	2:14.850 (3)	97.72	0.281	16:53:22.843
4 -	2:14.569 (1)	97.92		16:55:37.412
5 -	2:16.400	96.61	1.831	16:57:53.812
6 -	2:16.121	96.80	1.552	17:00:09.933
7 -	2:16.665	96.42	2.096	17:02:26.598
8 -	2:14.743 (2)	97.79	0.174	17:04:41.341
9 -	2:14.907	97.68	0.338	17:06:56.248
10 -	2:14.965	97.63	0.396	17:09:11.213

P5 18 Simon MAUGER				
LAP	LAP TIME	MPH	DIFF	TIME OF DAY
1 -	2:24.648	91.10	9.539	16:48:59.206
2 -	2:20.560	93.75	5.451	16:51:19.766
3 -	2:17.387	95.91	2.278	16:53:37.153
4 -	2:17.496	95.84	2.387	16:55:54.649
5 -	2:17.536	95.81	2.427	16:58:12.185
6 -	2:16.597	96.47	1.488	17:00:28.782
7 -	2:15.430 (2)	97.30	0.321	17:02:44.212

DIFF = Difference To Personal Best Lap, P = In Pit Lane, D = Time Disallowed				
8 -	2:15.735	97.08	0.626	17:04:59.947
9 -	2:15.109 (1)	97.53		17:07:15.056
10 -	2:15.521 (3)	97.23	0.412	17:09:30.577

P6 118 David MAY				
LAP	LAP TIME	MPH	DIFF	TIME OF DAY
1 -	2:22.383	92.55	5.428	16:48:56.941
2 -	2:19.126	94.71	2.171	16:51:16.067
3 -	2:19.013	94.79	2.058	16:53:35.080
4 -	2:19.307	94.59	2.352	16:55:54.387
5 -	2:18.516	95.13	1.561	16:58:12.903
6 -	2:16.955 (1)	96.21		17:00:29.858
7 -	2:16.960 (2)	96.21	0.005	17:02:46.818
8 -	2:18.011	95.48	1.056	17:05:04.829
9 -	2:17.490 (3)	95.84	0.535	17:07:22.319
10 -	2:17.704	95.69	0.749	17:09:40.023

P7 72 Haydn PAYNE				
LAP	LAP TIME	MPH	DIFF	TIME OF DAY
1 -	2:28.145	88.95	2.487	16:49:02.703
2 -	2:26.748	89.79	1.090	16:51:29.451
3 -	2:26.303 (3)	90.07	0.645	16:53:55.754
4 -	2:27.070	89.60	1.412	16:56:22.824
5 -	2:25.658 (1)	90.47		16:58:48.482
6 -	2:25.810 (2)	90.37	0.152	17:01:14.292
7 -	2:26.332	90.05	0.674	17:03:40.624
8 -	2:27.372	89.41	1.714	17:06:07.996
9 -	2:26.583	89.89	0.925	17:08:34.579

P8 664 Connor BLACKBURN				
LAP	LAP TIME	MPH	DIFF	TIME OF DAY
1 -	2:33.152	86.04	3.030	16:49:07.710
2 -	2:31.098	87.21	0.976	16:51:38.808
3 -	2:30.821	87.37	0.699	16:54:09.629
4 -	2:30.973	87.28	0.851	16:56:40.602
5 -	2:30.361 (2)	87.64	0.239	16:59:10.963
6 -	2:32.270	86.54	2.148	17:01:43.233
7 -	2:30.385 (3)	87.62	0.263	17:04:13.618
8 -	2:31.004	87.26	0.882	17:06:44.622
9 -	2:30.122 (1)	87.78		17:09:14.744

P9 188 Maggie WEBSTER				
LAP	LAP TIME	MPH	DIFF	TIME OF DAY
1 -	2:33.015	86.12	3.010	16:49:07.573
2 -	2:30.760	87.40	0.755	16:51:38.333
3 -	2:31.047	87.24	1.042	16:54:09.380
4 -	2:30.604 (2)	87.49	0.599	16:56:39.984
5 -	2:30.847	87.35	0.842	16:59:10.831
6 -	2:30.790	87.39	0.785	17:01:41.621
7 -	2:30.005 (1)	87.84		17:04:11.626
8 -	2:31.001	87.26	0.996	17:06:42.627
9 -	2:30.654 (3)	87.47	0.649	17:09:13.281

P10 174 Christopher BLACKBURN				
LAP	LAP TIME	MPH	DIFF	TIME OF DAY
1 -	2:37.111	83.87	5.569	16:49:11.669
2 -	2:33.917	85.61	2.375	16:51:45.586
3 -	2:32.646	86.32	1.104	16:54:18.232
4 -	2:31.771	86.82	0.229	16:56:50.003
5 -	2:31.734 (3)	86.84	0.192	16:59:21.737
6 -	2:31.658 (2)	86.89	0.116	17:01:53.395

BRSCC Pro-Sports Sprint

RACE 5 - LAP ANALYSIS

DIFF = Difference To Personal Best Lap, P = In Pit Lane, D = Time Disallowed

7 -	2:33.112	86.06	1.570	17:04:26.507
8 -	2:33.056	86.09	1.514	17:06:59.563
9 -	2:31.542 (1)	86.95		17:09:31.105

P11 76 Brian CHANDLER

LAP	LAP TIME	MPH	DIFF	TIME OF DAY
1 -	2:36.448	84.23	3.620	16:49:11.006
2 -	2:35.180	84.91	2.352	16:51:46.186
3 -	2:33.500 (2)	85.84	0.672	16:54:19.686
4 -	2:32.828 (1)	86.22		16:56:52.514
5 -	2:33.815 (3)	85.67	0.987	16:59:26.329
6 -	2:35.205	84.90	2.377	17:02:01.534
7 -	2:35.054	84.98	2.226	17:04:36.588
8 -	2:34.477	85.30	1.649	17:07:11.065
9 -	2:34.544	85.26	1.716	17:09:45.609

P12 40 Jasver SAPRA

LAP	LAP TIME	MPH	DIFF	TIME OF DAY
1 -	2:18.451	95.17	3.956	16:48:53.009
2 -	2:15.319 (3)	97.38	0.824	16:51:08.328
3 -	2:14.832 (2)	97.73	0.337	16:53:23.160
4 -	2:15.430	97.30	0.935	16:55:38.590
5 -	2:14.495 (1)	97.97		16:57:53.085
6 -	2:16.313	96.67	1.818	17:00:09.398
7 -	2:17.003	96.18	2.508	17:02:26.401

P13 15 Marco RICCI

LAP	LAP TIME	MPH	DIFF	TIME OF DAY
1 -	2:35.671	84.65	5.504	16:49:10.229
2 -	2:33.634	85.77	3.467	16:51:43.863
3 -	2:31.809	86.80	1.642	16:54:15.672
4 -	2:31.968	86.71	1.801	16:56:47.640
5 -	2:30.553 (2)	87.52	0.386	16:59:18.193
6 -	2:30.896 (3)	87.33	0.729	17:01:49.089
7 -	2:30.167 (1)	87.75		17:04:19.256

P14 28 Benjamin DOUGHTY

LAP	LAP TIME	MPH	DIFF	TIME OF DAY
1 -	2:37.553	83.64	4.457	16:49:12.111
2 -	2:34.153 (2)	85.48	1.057	16:51:46.264
3 -	2:33.096 (1)	86.07		16:54:19.360
4 -	3:01.434 (3)	72.63	28.338	16:57:20.794
5 -	3:57.704 P	55.43	1:24.608	17:01:18.498

BRSCC Pro-Sports Sprint

RACE 5 - STATISTICS

Competitors Started 14
Planned Start 2025-03-15 @ 16:50:00.000
Actual Start 2025-03-15 @ 16:46:34.557
Finish Time 2025-03-15 @ 17:07:58.146
Track Length 3.6604mi.
Total Laps 124
Total Distance Covered 453.9017mi.

Session Fastest Lap History

NO	CL	NAME	LAP TIME	TIME OF DAY	LAP	VEHICLE
8	A	Steve GAMBRELL	2:06.789	16:50:54.028	2	Porsche 911.2 Cup
8	A	Steve GAMBRELL	2:06.620	16:55:07.483	4	Porsche 911.2 Cup

Session Leader History

NO	CL	NAME	FROM LAP	LAPS LED	DISTANCE	VEHICLE
8	A	Steve GAMBRELL	1	10	36.60 miles	Porsche 911.2 Cup

Flag History

TYPE	TIME OF DAY
GREEN	16:46:34.557
FINISH	17:07:58.146

Flag Statistics

TYPE	COUNT	TOTAL LAPS	TOTAL TIME
Green	1	10	24:03.991
Red	0	0	0.000
Safety Car	0	0	0.000
FCY	0	0	0.000

BRSCC Pro-Sports Sprint

RACE 5 - STATISTICS

CLASS : E

5 Starters

Fastest Lap History

NO	NAME	LAP TIME	TIME OF DAY	LAP	VEHICLE
188	Maggie WEBSTER	2:30.760	16:51:38.330	2	Fiesta ST240
188	Maggie WEBSTER	2:30.604	16:56:39.980	4	Fiesta ST240
664	Connor BLACKBURN	2:30.361	16:59:10.959	5	Fiesta ST240
188	Maggie WEBSTER	2:30.005	17:04:11.622	7	Fiesta ST240

Leader History

NO	NAME	FROM LAP	LAPS LED	DISTANCE	VEHICLE
188	Maggie WEBSTER	1	9	32.94 miles	Fiesta ST240

BRSCC Pro-Sports Sprint

RACE 5 - STATISTICS

CLASS : C

5 Starters

Fastest Lap History

NO	NAME	LAP TIME	TIME OF DAY	LAP	VEHICLE
96	Aaron COOKE	2:14.640	16:51:07.540	2	Ginetta G55
96	Aaron COOKE	2:14.461	16:53:22.000	3	Ginetta G55
96	Aaron COOKE	2:13.946	17:00:06.565	6	Ginetta G55
96	Aaron COOKE	2:13.562	17:02:20.128	7	Ginetta G55

Leader History

NO	NAME	FROM LAP	LAPS LED	DISTANCE	VEHICLE
47	Luke WOODHOUSE	1	1	3.66 miles	2021 Golf gti Clubsport
96	Aaron COOKE	2	2	7.32 miles	Ginetta G55
47	Luke WOODHOUSE	4	1	3.66 miles	2021 Golf gti Clubsport
96	Aaron COOKE	5	6	21.96 miles	Ginetta G55

BRSCC Pro-Sports Sprint

RACE 5 - STATISTICS

CLASS : A

2 Starters

Fastest Lap History

NO	NAME	LAP TIME	TIME OF DAY	LAP	VEHICLE
8	Steve GAMBRELL	2:06.789	16:50:54.028	2	Porsche 911.2 Cup
8	Steve GAMBRELL	2:06.620	16:55:07.483	4	Porsche 911.2 Cup

Leader History

NO	NAME	FROM LAP	LAPS LED	DISTANCE	VEHICLE
8	Steve GAMBRELL	1	10	36.60 miles	Porsche 911.2 Cup

BRSCC Pro-Sports Sprint

RACE 5 - STATISTICS

CLASS : F

1 Starters

Fastest Lap History

NO	NAME	LAP TIME	TIME OF DAY	LAP	VEHICLE
76	Brian CHANDLER	2:35.180	16:51:46.175	2	Mazda MX5 MK4
76	Brian CHANDLER	2:33.500	16:54:19.672	3	Mazda MX5 MK4
76	Brian CHANDLER	2:32.828	16:56:52.500	4	Mazda MX5 MK4

Leader History

NO	NAME	FROM LAP	LAPS LED	DISTANCE	VEHICLE
76	Brian CHANDLER	1	9	32.94 miles	Mazda MX5 MK4

BRSCC Pro-Sports Sprint

RACE 5 - STATISTICS

CLASS : B

1 Starters


Fastest Lap History

NO	NAME	LAP TIME	TIME OF DAY	LAP	VEHICLE
72	Haydn PAYNE	2:26.748	16:51:29.456	2	Ariel Atom Cup
72	Haydn PAYNE	2:26.303	16:53:55.760	3	Ariel Atom Cup
72	Haydn PAYNE	2:25.658	16:58:48.486	5	Ariel Atom Cup

Leader History

NO	NAME	FROM LAP	LAPS LED	DISTANCE	VEHICLE
72	Haydn PAYNE	1	9	32.94 miles	Ariel Atom Cup

BRSCC Pro-Sports Sprint
RACE 9 - GRID (20 minutes)

ROW 8	15	73 Nick SANDERSON	16	175 Dave TYSON
ROW 7	13	15 Marco RICCI	14	28 Benjamin DOUGHTY
ROW 6	11	76 Brian CHANDLER	12	40 Jasver SAPRA
ROW 5	9	188 Maggie WEBSTER	10	174 Christopher BLACKBURN
ROW 4	7	72 Haydn PAYNE	8	664 Connor BLACKBURN
ROW 3	5	18 Simon MAUGER	6	118 David MAY
ROW 2	3	96 Aaron COOKE	4	47 Luke WOODHOUSE
ROW 1	1	8 Steve GAMBRELL	2	55 John SEALE
Pole				
				

These results are provisional until the conclusion of any judicial and technical matters.

Silverstone GP: 3.6604 miles

Clerk Of Course: Dave Weston

Timekeeper: Sarah Evans



BRSCC Pro-Sports Sprint

RACE 9 - CLASSIFICATION

Race Distance: 10 Laps / 36.60 miles

POS	NO	CL	PIC	NAME	ENTRY	LAPS	TIME	GAP	DIFF	MPH	BEST	ON	GRD	↑↓
1	8	A	1	Steve GAMBRELL	Porsche 911.2 Cup	10	21:31.767			102.01	2:07.145	3	1	0
2	55	A	2	John SEALE	Lamborghini Super Trofeo	10	21:32.261	0.494	0.494	101.97	2:07.045	10	2	0
3	18	C	1	Simon MAUGER	TCR Cupra Leon Gen 1	10	22:36.572	1:04.805	1:04.311	97.14	2:14.241	9	5	2
4	118	C	2	David MAY	Ginetta	10	22:37.344	1:05.577	0.772	97.08	2:13.907	9	6	2
5	175*	D	1	Dave TYSON	Peugeot 308 Racing Cup	9	22:07.387	1 Lap	1 Lap	89.34	2:23.926	5	16	11
6	188	E	1	Maggie WEBSTER	Fiesta ST240	9	22:30.346	1 Lap	22.959	87.82	2:28.288	8	9	3
7	664	E	2	Connor BLACKBURN	Fiesta ST240	9	22:30.534	1 Lap	0.188	87.81	2:28.745	8	8	1
8	15	E	3	Marco RICCI	Fiesta ST240	9	22:46.837	1 Lap	16.303	86.76	2:30.042	4	13	5
9	174	E	4	Christopher BLACKBURN	Fiesta ST240	9	22:48.181	1 Lap	1.344	86.68	2:30.024	6	10	1

NOT CLASSIFIED

DNF	28	E		Benjamin DOUGHTY	Fiesta ST240	7	17:34.953	3 Laps	2 Laps	87.43	2:28.699	6	14	
DNF	96	C		Aaron COOKE	Ginetta G55	6	14:01.700	4 Laps	1 Lap	93.93	2:13.740	3	3	
DNF	47	C		Luke WOODHOUSE	2021 Golf gti Clubsport	5	11:31.916	5 Laps	1 Lap	95.22	2:14.674	2	4	
DNF	72	B		Haydn PAYNE	Ariel Atom Cup	5	12:13.732	5 Laps	41.816	89.79	2:26.205	3	7	
DNF	40	C		Jasver SAPRA	BMW M3	4	9:09.627	6 Laps	1 Lap	95.90	2:15.454	3	12	
DNF	76	F		Brian CHANDLER	Mazda MX5 MK4	0								11

NOT STARTED

NS	73	D		Nick SANDERSON	Seat Supercopa									15
----	----	---	--	----------------	----------------	--	--	--	--	--	--	--	--	----

FASTEST LAP

55	A			John SEALE	Lamborghini Super Trofeo	10	2:07.045			103.72 mph				166.92 kph
96	C			Aaron COOKE	Ginetta G55	3	2:13.740			98.53 mph				158.57 kph
175	D			Dave TYSON	Peugeot 308 Racing Cup	5	2:23.926			91.55 mph				147.35 kph
72	B			Haydn PAYNE	Ariel Atom Cup	3	2:26.205			90.13 mph				145.05 kph
188	E			Maggie WEBSTER	Fiesta ST240	8	2:28.288			88.86 mph				143.01 kph

Car 175 - You must fit a working transponder

Weather / Track : Bright / Dry

These results are provisional until the conclusion of any judicial and technical matters.

Date: 16/03/2025 Start: 10:08 Finish: 10:30

Silverstone GP: 3.6604 miles

Clerk Of Course: Dave Weston

Timekeeper: Sarah Evans



Results can be found at www.tsl-timing.com

Printed - 10:34 Sunday, 16 March 2025

BRSCC Pro-Sports Sprint

RACE 9 - LAP CHART

LAP 1 @ 10:10:57.220			LAP 2 @ 10:13:06.700			LAP 3 @ 10:15:14.276			LAP 4 @ 10:17:21.466			LAP 5 @ 10:19:29.082		
NO	BEHIND	LAP TIME	NO	BEHIND	LAP TIME	NO	BEHIND	LAP TIME	NO	BEHIND	LAP TIME	NO	BEHIND	LAP TIME
55		2:15.297	55		2:09.480	55		2:07.576	55		2:07.190	55		2:07.616
8	0.575	2:15.872	8	0.861	2:09.766	8	0.430	2:07.145	8	0.597	2:07.357	8	0.475	2:07.494
47	2.018	2:17.315	47	7.212	2:14.674	96	14.259	2:13.740	18	25.284	2:16.226	18	32.414	2:14.746
96	2.518	2:17.815	96	8.095	2:15.057	47	16.038	2:16.402	96	25.686	2:18.617	96	32.895	2:14.825
18	3.633	2:18.930	18	9.444	2:15.291	18	16.248	2:14.380	47	27.996	2:19.148	118	37.256	2:16.649
118	4.297	2:19.594	118	11.215	2:16.398	118	19.296	2:15.657	118	28.223	2:16.117	47	44.757	2:24.377 P
40	5.947	2:21.244	40	13.119	2:16.652	40	20.997	2:15.454	40	30.084	2:16.277	72	1:26.573	2:26.617
72	11.627	2:26.924	72	29.231	2:27.084	72	47.860	2:26.205	72	1:07.572	2:26.902	175	1:27.399	2:23.926
664	16.173	2:31.470	175	36.564	2:24.950	175	53.996	2:25.007	175	1:11.089	2:24.283	664	1:44.606	2:30.744
188	17.690	2:32.987	664	36.582	2:29.889	664	58.020	2:29.014	188	1:21.077	2:29.252	188	1:44.611	2:31.150
28	20.133	2:35.430	188	37.874	2:29.664	188	59.015	2:28.717	664	1:21.478	2:30.648	28	1:46.818	2:29.032
175	21.094	2:36.391	28	40.770	2:30.117	28	1:03.251	2:30.057	28	1:25.402	2:29.341	15	1:53.580	2:30.644
174	22.467	2:37.764	15	44.705	2:31.212	15	1:07.700	2:30.571	15	1:30.552	2:30.042	174	1:56.443	2:30.241
15	22.973	2:38.270	174	45.227	2:32.240	174	1:09.703	2:32.052	174	1:33.818	2:31.305			

BRSCC Pro-Sports Sprint

RACE 9 - LAP CHART

LAP 6 @ 10:21:37.853			LAP 7 @ 10:23:47.484			LAP 8 @ 10:25:58.506			LAP 9 @ 10:28:06.522			LAP 10 @ 10:30:13.690		
NO	BEHIND	LAP TIME	NO	BEHIND	LAP TIME	NO	BEHIND	LAP TIME	NO	BEHIND	LAP TIME	NO	BEHIND	LAP TIME
55		2:08.771	55		2:09.631	8		2:10.619	8		2:08.016	8		2:07.168
8	0.466	2:08.762	8	0.403	2:09.568	55	0.317	2:11.339	55	0.617	2:08.316	55	0.494	2:07.045
18	40.061	2:16.418	15	1 Lap	2:32.648	664	1 Lap	2:30.332	175	1 Lap	2:30.071	175	1 Lap	2:27.902
118	43.614	2:15.129	174	1 Lap	2:30.024	188	1 Lap	2:31.103	664	1 Lap	2:28.745	188	1 Lap	2:28.494
96	1:05.770	2:41.646 P	18	46.815	2:16.385	28	1 Lap	2:32.277	188	1 Lap	2:28.288	664	1 Lap	2:29.309
175	1:45.974	2:27.346	118	48.829	2:14.846	15	1 Lap	2:30.497	15	1 Lap	2:32.146	18	1:04.805	2:14.299
664	2:06.218	2:30.383	175	2:03.853	2:27.510	174	1 Lap	2:30.901	174	1 Lap	2:31.821	118	1:05.577	2:14.243
188	2:06.531	2:30.691				18	51.449	2:15.656	18	57.674	2:14.241	15	1 Lap	2:30.807
28	2:06.746	2:28.699				118	52.611	2:14.804	118	58.502	2:13.907	174	1 Lap	2:31.833

BRSCC Pro-Sports Sprint

RACE 9 - POSITION CHART

No	Name	Lap Pos										
			1	2	3	4	5	6	7	8	9	10
8	GAMBRELL	1	55	55	55	55	55	55	55	8	8	8
55	SEALE	2	8	8	8	8	8	8	8	55	55	55
96	COOKE	3	47	47	96	18	18	18	18	18	18	18
47	WOODHOUSE	4	96	96	47	96	96	118	118	118	118	118
18	MAUGER	5	18	18	18	47	118	96	175	175	175	
118	MAY	6	118	118	118	118	47	175	664	664	188	
72	PAYNE	7	40	40	40	40	72	664	188	188	664	
664	BLACKBURN	8	72	72	72	72	175	188	28	15	15	
188	WEBSTER	9	664	175	175	175	664	28	15	174	174	
174	BLACKBURN	10	188	664	664	188	188	15	174			
76	CHANDLER	11	28	188	188	664	28	174				
40	SAPRA	12	175	28	28	28	15					
15	RICCI	13	174	15	15	15	174					
28	DOUGHTY	14	15	174	174	174						
73	SANDERSON	15										
175	TYSON	16										

BRSCC Pro-Sports Sprint

RACE 9 - LAP ANALYSIS

DIFF = Difference To Personal Best Lap, P = In Pit Lane, D = Time Disallowed

P1 8 Steve GAMBRELL				
LAP	LAP TIME	MPH	DIFF	TIME OF DAY
1 -	2:15.872	96.98	8.727	10:10:57.795
2 -	2:09.766	101.55	2.621	10:13:07.561
3 -	2:07.145 (1)	103.64		10:15:14.706
4 -	2:07.357 (3)	103.47	0.212	10:17:22.063
5 -	2:07.494	103.36	0.349	10:19:29.557
6 -	2:08.762	102.34	1.617	10:21:38.319
7 -	2:09.568	101.70	2.423	10:23:47.887
8 -	2:10.619	100.88	3.474	10:25:58.506
9 -	2:08.016	102.93	0.871	10:28:06.522
10 -	2:07.168 (2)	103.62	0.023	10:30:13.690

P2 55 John SEALE				
LAP	LAP TIME	MPH	DIFF	TIME OF DAY
1 -	2:15.297	97.39	8.252	10:10:57.220
2 -	2:09.480	101.77	2.435	10:13:06.700
3 -	2:07.576 (3)	103.29	0.531	10:15:14.276
4 -	2:07.190 (2)	103.60	0.145	10:17:21.466
5 -	2:07.616	103.26	0.571	10:19:29.082
6 -	2:08.771	102.33	1.726	10:21:37.853
7 -	2:09.631	101.65	2.586	10:23:47.484
8 -	2:11.339	100.33	4.294	10:25:58.823
9 -	2:08.316	102.69	1.271	10:28:07.139
10 -	2:07.045 (1)	103.72		10:30:14.184

P3 18 Simon MAUGER				
LAP	LAP TIME	MPH	DIFF	TIME OF DAY
1 -	2:18.930	94.85	4.689	10:11:00.853
2 -	2:15.291	97.40	1.050	10:13:16.144
3 -	2:14.380 (3)	98.06	0.139	10:15:30.524
4 -	2:16.226	96.73	1.985	10:17:46.750
5 -	2:14.746	97.79	0.505	10:20:01.496
6 -	2:16.418	96.59	2.177	10:22:17.914
7 -	2:16.385	96.62	2.144	10:24:34.299
8 -	2:15.656	97.14	1.415	10:26:49.955
9 -	2:14.241 (1)	98.16		10:29:04.196
10 -	2:14.299 (2)	98.12	0.058	10:31:18.495

P4 118 David MAY				
LAP	LAP TIME	MPH	DIFF	TIME OF DAY
1 -	2:19.594	94.40	5.687	10:11:01.517
2 -	2:16.398	96.61	2.491	10:13:17.915
3 -	2:15.657	97.14	1.750	10:15:33.572
4 -	2:16.117	96.81	2.210	10:17:49.689
5 -	2:16.649	96.43	2.742	10:20:06.338
6 -	2:15.129	97.52	1.222	10:22:21.467
7 -	2:14.846	97.72	0.939	10:24:36.313
8 -	2:14.804 (3)	97.75	0.897	10:26:51.117
9 -	2:13.907 (1)	98.41		10:29:05.024
10 -	2:14.243 (2)	98.16	0.336	10:31:19.267

P5 175 Dave TYSON				
LAP	LAP TIME	MPH	DIFF	TIME OF DAY
1 -	2:36.391	84.26	12.465	10:11:18.314
2 -	2:24.950 (3)	90.91	1.024	10:13:43.264
3 -	2:25.007	90.87	1.081	10:16:08.272
4 -	2:24.283 (2)	91.33	0.357	10:18:32.555
5 -	2:23.926 (1)	91.55		10:20:56.481
6 -	2:27.346	89.43	3.420	10:23:23.827
7 -	2:27.510	89.33	3.584	10:25:51.337

DIFF = Difference To Personal Best Lap, P = In Pit Lane, D = Time Disallowed

8 -	2:30.071	87.81	6.145	10:28:21.408
9 -	2:27.902	89.09	3.976	10:30:49.310

P6 188 Maggie WEBSTER				
LAP	LAP TIME	MPH	DIFF	TIME OF DAY
1 -	2:32.987	86.13	4.699	10:11:14.910
2 -	2:29.664	88.04	1.376	10:13:44.574
3 -	2:28.717 (3)	88.60	0.429	10:16:13.291
4 -	2:29.252	88.29	0.964	10:18:42.543
5 -	2:31.150	87.18	2.862	10:21:13.693
6 -	2:30.691	87.44	2.403	10:23:44.384
7 -	2:31.103	87.21	2.815	10:26:15.487
8 -	2:28.288 (1)	88.86		10:28:43.775
9 -	2:28.494 (2)	88.74	0.206	10:31:12.269

P7 664 Connor BLACKBURN				
LAP	LAP TIME	MPH	DIFF	TIME OF DAY
1 -	2:31.470	86.99	2.725	10:11:13.393
2 -	2:29.889	87.91	1.144	10:13:43.282
3 -	2:29.014 (2)	88.43	0.269	10:16:12.296
4 -	2:30.648	87.47	1.903	10:18:42.944
5 -	2:30.744	87.41	1.999	10:21:13.688
6 -	2:30.383	87.62	1.638	10:23:44.071
7 -	2:30.332	87.65	1.587	10:26:14.403
8 -	2:28.745 (1)	88.59		10:28:43.148
9 -	2:29.309 (3)	88.25	0.564	10:31:12.457

P8 15 Marco RICCI				
LAP	LAP TIME	MPH	DIFF	TIME OF DAY
1 -	2:38.270	83.26	8.228	10:11:20.193
2 -	2:31.212	87.14	1.170	10:13:51.405
3 -	2:30.571 (3)	87.51	0.529	10:16:21.976
4 -	2:30.042 (1)	87.82		10:18:52.018
5 -	2:30.644	87.47	0.602	10:21:22.662
6 -	2:32.648	86.32	2.606	10:23:55.310
7 -	2:30.497 (2)	87.56	0.455	10:26:25.807
8 -	2:32.146	86.61	2.104	10:28:57.953
9 -	2:30.807	87.38	0.765	10:31:28.760

P9 174 Christopher BLACKBURN				
LAP	LAP TIME	MPH	DIFF	TIME OF DAY
1 -	2:37.764	83.52	7.740	10:11:19.687
2 -	2:32.240	86.55	2.216	10:13:51.927
3 -	2:32.052	86.66	2.028	10:16:23.979
4 -	2:31.305	87.09	1.281	10:18:55.284
5 -	2:30.241 (2)	87.71	0.217	10:21:25.525
6 -	2:30.024 (1)	87.83		10:23:55.549
7 -	2:30.901 (3)	87.32	0.877	10:26:26.450
8 -	2:31.821	86.79	1.797	10:28:58.271
9 -	2:31.833	86.79	1.809	10:31:30.104

P10 28 Benjamin DOUGHTY				
LAP	LAP TIME	MPH	DIFF	TIME OF DAY
1 -	2:35.430	84.78	6.731	10:11:17.353
2 -	2:30.117	87.78	1.418	10:13:47.470
3 -	2:30.057	87.81	1.358	10:16:17.527
4 -	2:29.341 (3)	88.23	0.642	10:18:46.868
5 -	2:29.032 (2)	88.42	0.333	10:21:15.900
6 -	2:28.699 (1)	88.62		10:23:44.599
7 -	2:32.277	86.53	3.578	10:26:16.876

BRSCC Pro-Sports Sprint

RACE 9 - LAP ANALYSIS

DIFF = Difference To Personal Best Lap, P = In Pit Lane, D = Time Disallowed

P11 96 Aaron COOKE				
LAP	LAP TIME	MPH	DIFF	TIME OF DAY
1 -	2:17.815	95.61	4.075	10:10:59.738
2 -	2:15.057 (3)	97.57	1.317	10:13:14.795
3 -	2:13.740 (1)	98.53		10:15:28.535
4 -	2:18.617	95.06	4.877	10:17:47.152
5 -	2:14.825 (2)	97.73	1.085	10:20:01.977
6 -	2:41.646 P	81.52	27.906	10:22:43.623

P12 47 Luke WOODHOUSE				
LAP	LAP TIME	MPH	DIFF	TIME OF DAY
1 -	2:17.315	95.96	2.641	10:10:59.238
2 -	2:14.674 (1)	97.84		10:13:13.912
3 -	2:16.402 (2)	96.60	1.728	10:15:30.314
4 -	2:19.148 (3)	94.70	4.474	10:17:49.462
5 -	2:24.377 P	91.27	9.703	10:20:13.839

P13 72 Haydn PAYNE				
LAP	LAP TIME	MPH	DIFF	TIME OF DAY
1 -	2:26.924	89.69	0.719	10:11:08.847
2 -	2:27.084	89.59	0.879	10:13:35.931
3 -	2:26.205 (1)	90.13		10:16:02.136
4 -	2:26.902 (3)	89.70	0.697	10:18:29.038
5 -	2:26.617 (2)	89.87	0.412	10:20:55.655

P14 40 Jasver SAPRA				
LAP	LAP TIME	MPH	DIFF	TIME OF DAY
1 -	2:21.244	93.29	5.790	10:11:03.167
2 -	2:16.652 (3)	96.43	1.198	10:13:19.819
3 -	2:15.454 (1)	97.28		10:15:35.273
4 -	2:16.277 (2)	96.69	0.823	10:17:51.550

BRSCC Pro-Sports Sprint

RACE 9 - STATISTICS

Competitors Started 14
Planned Start 2025-03-16 @ 10:10:00.000
Actual Start 2025-03-16 @ 10:08:41.922
Finish Time 2025-03-16 @ 10:30:12.887
Track Length 3.6604mi.
Total Laps 112
Total Distance Covered 409.9757mi.

Session Fastest Lap History

NO	CL	NAME	LAP TIME	TIME OF DAY	LAP	VEHICLE
55	A	John SEALE	2:09.480	10:13:06.700	2	Lamborghini Super Trofeo
55	A	John SEALE	2:07.576	10:15:14.276	3	Lamborghini Super Trofeo
8	A	Steve GAMBRELL	2:07.145	10:15:14.714	3	Porsche 911.2 Cup
55	A	John SEALE	2:07.045	10:30:14.186	10	Lamborghini Super Trofeo

Session Leader History

NO	CL	NAME	FROM LAP	LAPS LED	DISTANCE	VEHICLE
55	A	John SEALE	1	7	25.62 miles	Lamborghini Super Trofeo
8	A	Steve GAMBRELL	8	3	10.98 miles	Porsche 911.2 Cup

Flag History

TYPE	TIME OF DAY
GREEN	10:08:41.922
FINISH	10:30:12.887

Flag Statistics

TYPE	COUNT	TOTAL LAPS	TOTAL TIME
Green	1	10	23:30.662
Red	0	0	0.000
Safety Car	0	0	0.000
FCY	0	0	0.000

BRSCC Pro-Sports Sprint

RACE 9 - STATISTICS

CLASS : E

5 Starters

Fastest Lap History

NO	NAME	LAP TIME	TIME OF DAY	LAP	VEHICLE
664	Connor BLACKBURN	2:29.889	10:13:43.282	2	Fiesta ST240
188	Maggie WEBSTER	2:29.664	10:13:44.571	2	Fiesta ST240
664	Connor BLACKBURN	2:29.014	10:16:12.292	3	Fiesta ST240
188	Maggie WEBSTER	2:28.717	10:16:13.287	3	Fiesta ST240
28	Benjamin DOUGHTY	2:28.699	10:23:44.598	6	Fiesta ST240
188	Maggie WEBSTER	2:28.288	10:28:43.771	8	Fiesta ST240

Leader History

NO	NAME	FROM LAP	LAPS LED	DISTANCE	VEHICLE
664	Connor BLACKBURN	1	3	10.98 miles	Fiesta ST240
188	Maggie WEBSTER	4	1	3.66 miles	Fiesta ST240
664	Connor BLACKBURN	5	4	14.64 miles	Fiesta ST240
188	Maggie WEBSTER	9	1	3.66 miles	Fiesta ST240

BRSCC Pro-Sports Sprint

RACE 9 - STATISTICS

CLASS : C

5 Starters

Fastest Lap History

NO	NAME	LAP TIME	TIME OF DAY	LAP	VEHICLE
47	Luke WOODHOUSE	2:14.674	10:13:13.904	2	2021 Golf gti Clubsport
96	Aaron COOKE	2:13.740	10:15:28.534	3	Ginetta G55

Leader History

NO	NAME	FROM LAP	LAPS LED	DISTANCE	VEHICLE
47	Luke WOODHOUSE	1	2	7.32 miles	2021 Golf gti Clubsport
96	Aaron COOKE	3	1	3.66 miles	Ginetta G55
18	Simon MAUGER	4	7	25.62 miles	TCR Cupra Leon Gen 1

BRSCC Pro-Sports Sprint

RACE 9 - STATISTICS

CLASS : A

2 Starters

Fastest Lap History

NO	NAME	LAP TIME	TIME OF DAY	LAP	VEHICLE
55	John SEALE	2:09.480	10:13:06.700	2	Lamborghini Super Trofeo
55	John SEALE	2:07.576	10:15:14.276	3	Lamborghini Super Trofeo
8	Steve GAMBRELL	2:07.145	10:15:14.714	3	Porsche 911.2 Cup
55	John SEALE	2:07.045	10:30:14.186	10	Lamborghini Super Trofeo

Leader History

NO	NAME	FROM LAP	LAPS LED	DISTANCE	VEHICLE
55	John SEALE	1	7	25.62 miles	Lamborghini Super Trofeo
8	Steve GAMBRELL	8	3	10.98 miles	Porsche 911.2 Cup

BRSCC Pro-Sports Sprint

RACE 9 - STATISTICS

CLASS : D

1 Starters

Fastest Lap History

NO	NAME	LAP TIME	TIME OF DAY	LAP	VEHICLE
175	Dave TYSON	2:24.950	10:13:43.264	2	Peugeot 308 Racing Cup
175	Dave TYSON	2:24.283	10:18:32.555	4	Peugeot 308 Racing Cup
175	Dave TYSON	2:23.926	10:20:56.481	5	Peugeot 308 Racing Cup

Leader History

NO	NAME	FROM LAP	LAPS LED	DISTANCE	VEHICLE
175	Dave TYSON	1	9	32.94 miles	Peugeot 308 Racing Cup

BRSCC Pro-Sports Sprint

RACE 9 - STATISTICS

CLASS : B

1 Starters


Fastest Lap History

NO	NAME	LAP TIME	TIME OF DAY	LAP	VEHICLE
72	Haydn PAYNE	2:27.084	10:13:35.935	2	Ariel Atom Cup
72	Haydn PAYNE	2:26.205	10:16:02.141	3	Ariel Atom Cup

Leader History

NO	NAME	FROM LAP	LAPS LED	DISTANCE	VEHICLE
72	Haydn PAYNE	1	5	18.30 miles	Ariel Atom Cup

BRSCC Pro-Sports Sprint
RACE 13 - GRID (20 minutes)

ROW 8	15	76 Brian CHANDLER	16	73 Nick SANDERSON
ROW 7	13	72 Haydn PAYNE	14	40 Jasver SAPRA
ROW 6	11	96 Aaron COOKE	12	47 Luke WOODHOUSE
ROW 5	9	174 Christopher BLACKBURN	10	28 Benjamin DOUGHTY
ROW 4	7	664 Connor BLACKBURN	8	15 Marco RICCI
ROW 3	5	175 Dave TYSON	6	188 Maggie WEBSTER
ROW 2	3	18 Simon MAUGER	4	118 David MAY
ROW 1	1	8 Steve GAMBRELL	2	55 John SEALE
Pole				
				

These results are provisional until the conclusion of any judicial and technical matters.

Silverstone GP: 3.6604 miles

Clerk Of Course: Dave Weston

Timekeeper: Sarah Evans



BRSCC Pro-Sports Sprint
RACE 13 - CLASSIFICATION
Race Distance: 10 Laps / 36.60 miles

POS	NO	CL	PIC	NAME	ENTRY	LAPS	TIME	GAP	DIFF	MPH	BEST	ON	GRD	↑↓
1	8	A	1	Steve GAMBRELL	Porsche 911.2 Cup	10	21:23.608			102.66	2:07.069	5	1	0
2	96	C	1	Aaron COOKE	Ginetta G55	10	22:26.574	1:02.966	1:02.966	97.86	2:13.374	4	11	9
3	18	C	2	Simon MAUGER	TCR Cupra Leon Gen 1	10	22:29.390	1:05.782	2.816	97.65	2:13.806	8	3	0
4	118	C	3	David MAY	Ginetta	10	22:34.304	1:10.696	4.914	97.30	2:14.482	6	4	0
5	47*	C	4	Luke WOODHOUSE	2021 Golf gti Clubsport	10	22:36.444	1:12.836	2.140	97.14	2:13.784	8	12	7
6	175	D	1	Dave TYSON	Peugeot 308 Racing Cup	9	21:46.841	1 Lap	1 Lap	90.75	2:24.070	6	5	-1
7	72	B	1	Haydn PAYNE	Ariel Atom Cup	9	21:59.301	1 Lap	12.460	89.89	2:25.270	5	13	6
8	664	E	1	Connor BLACKBURN	Fiesta ST240	9	22:31.253	1 Lap	31.952	87.77	2:28.983	8	7	-1
9	188	E	2	Maggie WEBSTER	Fiesta ST240	9	22:31.512	1 Lap	0.259	87.75	2:29.073	7	6	-3
10	15	E	3	Marco RICCI	Fiesta ST240	9	22:34.170	1 Lap	2.658	87.58	2:28.874	6	8	-2
11	28*	E	4	Benjamin DOUGHTY	Fiesta ST240	9	22:37.045	1 Lap	2.875	87.39	2:28.721	6	10	-1
12	174	E	5	Christopher BLACKBURN	Fiesta ST240	9	22:42.062	1 Lap	5.017	87.07	2:29.352	5	9	-3

NOT STARTED

NS	55	A		John SEALE	Lamborghini Super Trofeo									2
NS	40	C		Jasver SAPRA	BMW M3									14
NS	76	F		Brian CHANDLER	Mazda MX5 MK4									15
NS	73	D		Nick SANDERSON	Seat Supercopa									16

FASTEST LAP

8	A			Steve GAMBRELL	Porsche 911.2 Cup	5	2:07.069			103.70 mph		166.89 kph
96	C			Aaron COOKE	Ginetta G55	4	2:13.374			98.80 mph		159.00 kph
175	D			Dave TYSON	Peugeot 308 Racing Cup	6	2:24.070			91.46 mph		147.20 kph
72	B			Haydn PAYNE	Ariel Atom Cup	5	2:25.270			90.71 mph		145.98 kph
28	E			Benjamin DOUGHTY	Fiesta ST240	6	2:28.721			88.60 mph		142.59 kph

Car 47 - 5 second penalty - Track limits
Car 28 - 5 second penalty - Track limits

Weather / Track : Bright / Dry

Date: 16/03/2025 Start: 14:03 Finish: 14:24
Silverstone GP: 3.6604 miles

These results are provisional until the conclusion of any judicial and technical matters.

Clerk Of Course: Dave Weston

Timekeeper: Sarah Evans



BRSCC Pro-Sports Sprint

RACE 13 - LAP CHART

LAP 1 @ 14:05:37.562			LAP 2 @ 14:07:46.386			LAP 3 @ 14:09:55.768			LAP 4 @ 14:12:03.810			LAP 5 @ 14:14:10.879		
NO	BEHIND	LAP TIME	NO	BEHIND	LAP TIME	NO	BEHIND	LAP TIME	NO	BEHIND	LAP TIME	NO	BEHIND	LAP TIME
8		2:10.350	8		2:08.824	8		2:09.382	8		2:08.042	8		2:07.069
118	5.706	2:16.056	96	12.267	2:14.639	96	16.509	2:13.624	96	21.841	2:13.374	96	28.939	2:14.167
96	6.452	2:16.802	118	13.141	2:16.259	18	19.805	2:15.486	18	26.682	2:14.919	18	34.374	2:14.761
18	6.967	2:17.317	18	13.701	2:15.558	118	20.732	2:16.973	47	27.928	2:15.205	47	34.982	2:14.123
47	7.887	2:18.237	47	14.159	2:15.096	47	20.765	2:15.988	118	29.343	2:16.653	118	37.040	2:14.766
175	16.568	2:26.918	175	32.772	2:25.028	175	48.627	2:25.237	175	1:05.727	2:25.142	175	1:23.572	2:24.914
72	19.586	2:29.936	72	36.771	2:26.009	72	53.344	2:25.955	72	1:11.721	2:26.419	72	1:29.922	2:25.270
188	22.169	2:32.519	188	43.490	2:30.145	664	1:05.046	2:30.463	188	1:27.340	2:30.048	664	1:50.120	2:29.409
664	23.074	2:33.424	664	43.965	2:29.715	188	1:05.334	2:31.226	664	1:27.780	2:30.776	188	1:50.369	2:30.098
15	23.888	2:34.238	15	45.731	2:30.667	15	1:06.064	2:29.715	15	1:28.502	2:30.480	28	1:51.308	2:29.437
28	25.475	2:35.825	28	47.879	2:31.228	28	1:07.939	2:29.442	28	1:28.940	2:29.043	15	1:51.816	2:30.383
174	25.776	2:36.126	174	50.004	2:33.052	174	1:12.292	2:31.670	174	1:35.413	2:31.163	174	1:57.696	2:29.352

BRSCC Pro-Sports Sprint

RACE 13 - LAP CHART

LAP 6 @ 14:16:18.072			LAP 7 @ 14:18:26.275			LAP 8 @ 14:20:34.079			LAP 9 @ 14:22:42.536			LAP 10 @ 14:24:50.820		
NO	BEHIND	LAP TIME	NO	BEHIND	LAP TIME	NO	BEHIND	LAP TIME	NO	BEHIND	LAP TIME	NO	BEHIND	LAP TIME
8		2:07.193	8		2:08.203	8		2:07.804	8		2:08.457	8		2:08.284
96	35.881	2:14.135	188	1 Lap	2:29.432	72	1 Lap	2:27.123	175	1 Lap	2:25.847	175	1 Lap	2:25.215
18	41.163	2:13.982	664	1 Lap	2:29.692	188	1 Lap	2:29.073	72	1 Lap	2:26.569	72	1 Lap	2:25.859
47	41.782	2:13.993	28	1 Lap	2:28.721	664	1 Lap	2:29.268	664	1 Lap	2:28.983	96	1:02.966	2:15.437
118	44.329	2:14.482	15	1 Lap	2:28.874	28	1 Lap	2:29.566	188	1 Lap	2:29.644	18	1:05.782	2:15.622
175	1:40.449	2:24.070	174	1 Lap	2:30.102	15	1 Lap	2:29.820	28	1 Lap	2:29.734	664	1 Lap	2:29.523
72	1:48.890	2:26.161	96	43.313	2:15.635	174	1 Lap	2:29.800	15	1 Lap	2:29.491	47	1:07.836	2:16.547
			18	46.826	2:13.866	96	49.869	2:14.360	96	55.813	2:14.401	188	1 Lap	2:29.327
			47	47.401	2:13.822	18	52.828	2:13.806	174	1 Lap	2:30.807	28	1 Lap	2:29.049
			118	50.749	2:14.623	47	53.381	2:13.784	18	58.444	2:14.073	15	1 Lap	2:30.502
			175	1:56.716	2:24.470	118	57.860	2:14.915	47	59.573	2:14.649	118	1:10.696	2:14.548
									118	1:04.432	2:15.029	174	1 Lap	2:29.990

BRSCC Pro-Sports Sprint

RACE 13 - POSITION CHART

No	Name	Lap												
		Pos	1	2	3	4	5	6	7	8	9	10		
8	GAMBRELL	1	8	8	8	8	8	8	8	8	8	8	8	8
55	SEALE	2	118	96	96	96	96	96	96	96	96	96	96	96
18	MAUGER	3	96	118	18	18	18	18	18	18	18	18	18	18
118	MAY	4	18	18	118	47	47	47	47	47	47	47	47	47
175	TYSON	5	47	47	47	118	118	118	118	118	118	118	118	118
188	WEBSTER	6	175	175	175	175	175	175	175	175	175	175	175	175
664	BLACKBURN	7	72	72	72	72	72	72	72	72	72	72	72	72
15	RICCI	8	188	188	664	188	664	188	188	664	664	664	664	664
174	BLACKBURN	9	664	664	188	664	188	664	664	188	188	188	188	188
28	DOUGHTY	10	15	15	15	15	28	28	28	28	28	28	28	28
96	COOKE	11	28	28	28	28	15	15	15	15	15	15	15	15
47	WOODHOUSE	12	174	174	174	174	174	174	174	174	174	174	174	174
72	PAYNE	13												
40	SAPRA	14												
76	CHANDLER	15												
73	SANDERSON	16												

BRSCC Pro-Sports Sprint

RACE 13 - LAP ANALYSIS

DIFF = Difference To Personal Best Lap, P = In Pit Lane, D = Time Disallowed

P1 8 Steve GAMBRELL				
LAP	LAP TIME	MPH	DIFF	TIME OF DAY
1 -	2:10.350	101.09	3.281	14:05:37.562
2 -	2:08.824	102.29	1.755	14:07:46.386
3 -	2:09.382	101.85	2.313	14:09:55.768
4 -	2:08.042	102.91	0.973	14:12:03.810
5 -	2:07.069 (1)	103.70		14:14:10.879
6 -	2:07.193 (2)	103.60	0.124	14:16:18.072
7 -	2:08.203	102.78	1.134	14:18:26.275
8 -	2:07.804 (3)	103.10	0.735	14:20:34.079
9 -	2:08.457	102.58	1.388	14:22:42.536
10 -	2:08.284	102.72	1.215	14:24:50.820

P2 96 Aaron COOKE				
LAP	LAP TIME	MPH	DIFF	TIME OF DAY
1 -	2:16.802	96.32	3.428	14:05:44.014
2 -	2:14.639	97.87	1.265	14:07:58.653
3 -	2:13.624 (2)	98.61	0.250	14:10:12.277
4 -	2:13.374 (1)	98.80		14:12:25.651
5 -	2:14.167	98.21	0.793	14:14:39.818
6 -	2:14.135 (3)	98.24	0.761	14:16:53.953
7 -	2:15.635	97.15	2.261	14:19:09.588
8 -	2:14.360	98.07	0.986	14:21:23.948
9 -	2:14.401	98.04	1.027	14:23:38.349
10 -	2:15.437	97.29	2.063	14:25:53.786

P3 18 Simon MAUGER				
LAP	LAP TIME	MPH	DIFF	TIME OF DAY
1 -	2:17.317	95.96	3.511	14:05:44.529
2 -	2:15.558	97.21	1.752	14:08:00.087
3 -	2:15.486	97.26	1.680	14:10:15.573
4 -	2:14.919	97.67	1.113	14:12:30.492
5 -	2:14.761	97.78	0.955	14:14:45.253
6 -	2:13.982 (3)	98.35	0.176	14:16:59.235
7 -	2:13.866 (2)	98.44	0.060	14:19:13.101
8 -	2:13.806 (1)	98.48		14:21:26.907
9 -	2:14.073	98.28	0.267	14:23:40.980
10 -	2:15.622	97.16	1.816	14:25:56.602

P4 118 David MAY				
LAP	LAP TIME	MPH	DIFF	TIME OF DAY
1 -	2:16.056	96.85	1.574	14:05:43.268
2 -	2:16.259	96.71	1.777	14:07:59.527
3 -	2:16.973	96.20	2.491	14:10:16.500
4 -	2:16.653	96.43	2.171	14:12:33.153
5 -	2:14.766	97.78	0.284	14:14:47.919
6 -	2:14.482 (1)	97.98		14:17:02.401
7 -	2:14.623 (3)	97.88	0.141	14:19:17.024
8 -	2:14.915	97.67	0.433	14:21:31.939
9 -	2:15.029	97.59	0.547	14:23:46.968
10 -	2:14.548 (2)	97.94	0.066	14:26:01.516

P5 47 Luke WOODHOUSE				
LAP	LAP TIME	MPH	DIFF	TIME OF DAY
1 -	2:18.237	95.32	4.453	14:05:45.449
2 -	2:15.096	97.54	1.312	14:08:00.545
3 -	2:15.988	96.90	2.204	14:10:16.533
4 -	2:15.205	97.46	1.421	14:12:31.738
5 -	2:14.123	98.25	0.339	14:14:45.861
6 -	2:13.993 (3)	98.34	0.209	14:16:59.854
7 -	2:13.822 (2)	98.47	0.038	14:19:13.676

DIFF = Difference To Personal Best Lap, P = In Pit Lane, D = Time Disallowed

8 -	2:13.784 (1)	98.50		14:21:27.460
9 -	2:14.649	97.86	0.865	14:23:42.109
10 -	2:16.547	96.50	2.763	14:25:58.656

P6 175 Dave TYSON				
LAP	LAP TIME	MPH	DIFF	TIME OF DAY
1 -	2:26.918	89.69	2.848	14:05:54.130
2 -	2:25.028	90.86	0.958	14:08:19.158
3 -	2:25.237	90.73	1.167	14:10:44.395
4 -	2:25.142	90.79	1.072	14:13:09.537
5 -	2:24.914 (3)	90.93	0.844	14:15:34.451
6 -	2:24.070 (1)	91.46		14:17:58.521
7 -	2:24.470 (2)	91.21	0.400	14:20:22.991
8 -	2:25.847	90.35	1.777	14:22:48.838
9 -	2:25.215	90.74	1.145	14:25:14.053

P7 72 Haydn PAYNE				
LAP	LAP TIME	MPH	DIFF	TIME OF DAY
1 -	2:29.936	87.88	4.666	14:05:57.148
2 -	2:26.009	90.25	0.739	14:08:23.157
3 -	2:25.955 (3)	90.28	0.685	14:10:49.112
4 -	2:26.419	90.00	1.149	14:13:15.531
5 -	2:25.270 (1)	90.71		14:15:40.801
6 -	2:26.161	90.15	0.891	14:18:06.962
7 -	2:27.123	89.56	1.853	14:20:34.085
8 -	2:26.569	89.90	1.299	14:23:00.654
9 -	2:25.859 (2)	90.34	0.589	14:25:26.513

P8 664 Connor BLACKBURN				
LAP	LAP TIME	MPH	DIFF	TIME OF DAY
1 -	2:33.424	85.89	4.441	14:06:00.636
2 -	2:29.715	88.01	0.732	14:08:30.351
3 -	2:30.463	87.58	1.480	14:11:00.814
4 -	2:30.776	87.39	1.793	14:13:31.590
5 -	2:29.409 (3)	88.19	0.426	14:16:00.999
6 -	2:29.692	88.03	0.709	14:18:30.691
7 -	2:29.268 (2)	88.28	0.285	14:20:59.959
8 -	2:28.983 (1)	88.45		14:23:28.942
9 -	2:29.523	88.13	0.540	14:25:58.465

P9 188 Maggie WEBSTER				
LAP	LAP TIME	MPH	DIFF	TIME OF DAY
1 -	2:32.519	86.40	3.446	14:05:59.731
2 -	2:30.145	87.76	1.072	14:08:29.876
3 -	2:31.226	87.13	2.153	14:11:01.102
4 -	2:30.048	87.82	0.975	14:13:31.150
5 -	2:30.098	87.79	1.025	14:16:01.248
6 -	2:29.432 (3)	88.18	0.359	14:18:30.680
7 -	2:29.073 (1)	88.39		14:20:59.753
8 -	2:29.644	88.06	0.571	14:23:29.397
9 -	2:29.327 (2)	88.24	0.254	14:25:58.724

P10 15 Marco RICCI				
LAP	LAP TIME	MPH	DIFF	TIME OF DAY
1 -	2:34.238	85.43	5.364	14:06:01.450
2 -	2:30.667	87.46	1.793	14:08:32.117
3 -	2:29.715 (3)	88.01	0.841	14:11:01.832
4 -	2:30.480	87.57	1.606	14:13:32.312
5 -	2:30.383	87.62	1.509	14:16:02.695
6 -	2:28.874 (1)	88.51		14:18:31.569
7 -	2:29.820	87.95	0.946	14:21:01.389

BRSCC Pro-Sports Sprint

RACE 13 - LAP ANALYSIS

DIFF = Difference To Personal Best Lap, P = In Pit Lane, D = Time Disallowed

8 - 2:29.491 (2) 88.15 0.617 14:23:30.880
 9 - 2:30.502 87.55 1.628 14:26:01.382

P11 28 Benjamin DOUGHTY				
LAP	LAP TIME	MPH	DIFF	TIME OF DAY
1 -	2:35.825	84.56	7.104	14:06:03.037
2 -	2:31.228	87.13	2.507	14:08:34.265
3 -	2:29.442	88.17	0.721	14:11:03.707
4 -	2:29.043 (2)	88.41	0.322	14:13:32.750
5 -	2:29.437	88.18	0.716	14:16:02.187
6 -	2:28.721 (1)	88.60		14:18:30.908
7 -	2:29.566	88.10	0.845	14:21:00.474
8 -	2:29.734	88.00	1.013	14:23:30.208
9 -	2:29.049 (3)	88.41	0.328	14:25:59.257

P12 174 Christopher BLACKBURN				
LAP	LAP TIME	MPH	DIFF	TIME OF DAY
1 -	2:36.126	84.40	6.774	14:06:03.338
2 -	2:33.052	86.10	3.700	14:08:36.390
3 -	2:31.670	86.88	2.318	14:11:08.060
4 -	2:31.163	87.17	1.811	14:13:39.223
5 -	2:29.352 (1)	88.23		14:16:08.575
6 -	2:30.102	87.79	0.750	14:18:38.677
7 -	2:29.800 (2)	87.96	0.448	14:21:08.477
8 -	2:30.807	87.38	1.455	14:23:39.284
9 -	2:29.990 (3)	87.85	0.638	14:26:09.274

BRSCC Pro-Sports Sprint

RACE 13 - STATISTICS

Competitors Started 12
Planned Start 2025-03-16 @ 14:15:00.000
Actual Start 2025-03-16 @ 14:03:27.211
Finish Time 2025-03-16 @ 14:24:49.920
Track Length 3.6604mi.
Total Laps 113
Total Distance Covered 413.6362mi.

Session Fastest Lap History

NO	CL	NAME	LAP TIME	TIME OF DAY	LAP	VEHICLE
8	A	Steve GAMBRELL	2:08.824	14:07:46.394	2	Porsche 911.2 Cup
8	A	Steve GAMBRELL	2:08.042	14:12:03.818	4	Porsche 911.2 Cup
8	A	Steve GAMBRELL	2:07.069	14:14:10.887	5	Porsche 911.2 Cup

Session Leader History

NO	CL	NAME	FROM LAP	LAPS LED	DISTANCE	VEHICLE
8	A	Steve GAMBRELL	1	10	36.60 miles	Porsche 911.2 Cup

Flag History

TYPE	TIME OF DAY
GREEN	14:03:27.211
FINISH	14:24:49.920

Flag Statistics

TYPE	COUNT	TOTAL LAPS	TOTAL TIME
Green	1	10	22:51.617
Red	0	0	0.000
Safety Car	0	0	0.000
FCY	0	0	0.000

BRSCC Pro-Sports Sprint

RACE 13 - STATISTICS

CLASS : E

5 Starters

Fastest Lap History

NO	NAME	LAP TIME	TIME OF DAY	LAP	VEHICLE
188	Maggie WEBSTER	2:30.145	14:08:29.872	2	Fiesta ST240
664	Connor BLACKBURN	2:29.715	14:08:30.347	2	Fiesta ST240
28	Benjamin DOUGHTY	2:29.442	14:11:03.704	3	Fiesta ST240
28	Benjamin DOUGHTY	2:29.043	14:13:32.748	4	Fiesta ST240
28	Benjamin DOUGHTY	2:28.721	14:18:30.905	6	Fiesta ST240

Leader History

NO	NAME	FROM LAP	LAPS LED	DISTANCE	VEHICLE
188	Maggie WEBSTER	1	2	7.32 miles	Fiesta ST240
664	Connor BLACKBURN	3	1	3.66 miles	Fiesta ST240
188	Maggie WEBSTER	4	1	3.66 miles	Fiesta ST240
664	Connor BLACKBURN	5	1	3.66 miles	Fiesta ST240
188	Maggie WEBSTER	6	2	7.32 miles	Fiesta ST240
664	Connor BLACKBURN	8	2	7.32 miles	Fiesta ST240

BRSCC Pro-Sports Sprint

RACE 13 - STATISTICS

CLASS : C

4 Starters

Fastest Lap History

NO	NAME	LAP TIME	TIME OF DAY	LAP	VEHICLE
96	Aaron COOKE	2:14.639	14:07:58.652	2	Ginetta G55
96	Aaron COOKE	2:13.624	14:10:12.276	3	Ginetta G55
96	Aaron COOKE	2:13.374	14:12:25.650	4	Ginetta G55

Leader History

NO	NAME	FROM LAP	LAPS LED	DISTANCE	VEHICLE
118	David MAY	1	1	3.66 miles	Ginetta
96	Aaron COOKE	2	9	32.94 miles	Ginetta G55

BRSCC Pro-Sports Sprint

RACE 13 - STATISTICS

CLASS : A

1 Starters

Fastest Lap History

NO	NAME	LAP TIME	TIME OF DAY	LAP	VEHICLE
8	Steve GAMBRELL	2:08.824	14:07:46.394	2	Porsche 911.2 Cup
8	Steve GAMBRELL	2:08.042	14:12:03.818	4	Porsche 911.2 Cup
8	Steve GAMBRELL	2:07.069	14:14:10.887	5	Porsche 911.2 Cup

Leader History

NO	NAME	FROM LAP	LAPS LED	DISTANCE	VEHICLE
8	Steve GAMBRELL	1	10	36.60 miles	Porsche 911.2 Cup

BRSCC Pro-Sports Sprint

RACE 13 - STATISTICS

CLASS : D

1 Starters

Fastest Lap History

NO	NAME	LAP TIME	TIME OF DAY	LAP	VEHICLE
175	Dave TYSON	2:25.028	14:08:19.178	2	Peugeot 308 Racing Cup
175	Dave TYSON	2:24.914	14:15:34.469	5	Peugeot 308 Racing Cup
175	Dave TYSON	2:24.070	14:17:58.540	6	Peugeot 308 Racing Cup

Leader History

NO	NAME	FROM LAP	LAPS LED	DISTANCE	VEHICLE
175	Dave TYSON	1	9	32.94 miles	Peugeot 308 Racing Cup

BRSCC Pro-Sports Sprint

RACE 13 - STATISTICS

CLASS : B

1 Starters

Fastest Lap History

NO	NAME	LAP TIME	TIME OF DAY	LAP	VEHICLE
72	Haydn PAYNE	2:26.009	14:08:23.162	2	Ariel Atom Cup
72	Haydn PAYNE	2:25.955	14:10:49.117	3	Ariel Atom Cup
72	Haydn PAYNE	2:25.270	14:15:40.806	5	Ariel Atom Cup

Leader History

NO	NAME	FROM LAP	LAPS LED	DISTANCE	VEHICLE
72	Haydn PAYNE	1	9	32.94 miles	Ariel Atom Cup