



TCR UK TOURING CAR CHAMPIONSHIP



BRSCC Finals Race Weekend
Silverstone International
12th / 13th October 2024



Timing & Results Provided by Timing Solutions Ltd

www.tsl-timing.com

TCR UK Championship

QUALIFYING - RACES 8 & 22 - 2ND FASTEST CLASSIFICATION

POS	NO	CL	PIC	NAME	ENTRY	TIME	ON	LAPS	GAP	DIFF	MPH
1	16		1	Callum NEWSHAM	Hyundai i30 N TCR - JH Racing	1:06.957	12	14			99.51
2	117*		2	Adam SHEPHERD	Cupra Leon Competición TCR - Area Motorsport with S	1:07.264	7	10	0.307	0.307	99.06
3	17		3	Brad HUTCHISON	Cupra Leon Competición TCR - Bond It with MPH Raci	1:07.456	10	11	0.499	0.192	98.77
4	45		4	Alistair CAMP	Hyundai i30 N TCR - JH Racing	1:07.478	12	15	0.521	0.022	98.74
5	1		5	Carl BOARDLEY	Cupra Leon Competición TCR - CBM With Hart GT	1:07.737	9	15	0.780	0.259	98.36
6	111*		6	Ryan BENSLEY	Lynk & Co 03 TCR - Motion Motorsport	1:07.793	10	15	0.836	0.056	98.28
7	285		7	Darron LEWIS	Hyundai i30 N TCR - DLR with JH Racing	1:08.078	13	13	1.121	0.285	97.87
8	115		8	Luke SARGEANT	Audi RS3 LMS TCR Gen 2 - RS Vehicle Sales	1:08.172	6	11	1.215	0.094	97.74
9	100*		9	Steven LAIDLAW	Cupra Leon VZ TCR - Area Motorsport	1:08.419	12	13	1.462	0.247	97.38
10	31		10	Matthew WILSON	Cupra Leon Competición TCR - JW Bird Motorsport	1:08.482	11	15	1.525	0.063	97.29
11	15*		11	Andrew DYER	Hyundai i30 N TCR -	1:08.651	10	14	1.694	0.169	97.05
12	101*		12	Sam LAIDLAW	Cupra Leon VZ TCR - Capture Motorsport	1:08.739	8	12	1.782	0.088	96.93
13	22	GEN 1	1	Rick KERRY	Cupra TCR - EDF Motorsport	1:10.066	9	15	3.109	1.327	95.09
14	81*		13	Stewart LINES	Hyundai i30 N TCR - Maximum Motorsport with Captur	1:10.179	10	13	3.222	0.113	94.94
15	77	GEN 1	2	Mark SMITH	Cupra TCR - Richmond Fire Motorsport	1:12.451	9	12	5.494	2.272	91.96
16	12	GEN 1	3	Cedrich BLOCH	Audi RS3 LMS TCR DSG - Simon Green Motorsport w	1:12.779	12	14	5.822	0.328	91.55

Comments:

No. 15, 81, 100, 111, 117 - 1 Lap time disallowed; exceeding track limits.


No. 101 - 2 Lap times disallowed; exceeding track limits.

Weather / Track : Cloudy / Dry

Date: 12/10/2024 Start: 10:47 Finish: 11:07

These results are provisional until the conclusion of any judicial and technical matters.

Silverstone International: 1.8508 miles

Clerk Of Course: Andy Holley	Stewards:	Timekeeper: Sarah Evans	
------------------------------	-----------	-------------------------	---

Results can be found at www.tsl-timing.com

Printed - 11:23 Saturday, 12 October 2024



TCR UK Championship

QUALIFYING - RACES 8 & 22 - CLASSIFICATION

POS	NO	CL	PIC	NAME	ENTRY	TIME	ON	LAPS	GAP	DIFF	MPH
1	16		1	Callum NEWSHAM	Hyundai i30 N TCR - JH Racing	1:06.536	5	14			100.14
2	117*		2	Adam SHEPHERD	Cupra Leon Competición TCR - Area Motorsport with S	1:06.740	6	10	0.204	0.204	99.83
3	45		3	Alistair CAMP	Hyundai i30 N TCR - JH Racing	1:07.207	14	15	0.671	0.467	99.14
4	17		4	Brad HUTCHISON	Cupra Leon Competición TCR - Bond It with MPH Racir	1:07.418	5	11	0.882	0.211	98.83
5	111*		5	Ryan BENSLEY	Lynk & Co 03 TCR - Motion Motorsport	1:07.575	9	15	1.039	0.157	98.60
6	1		6	Carl BOARDLEY	Cupra Leon Competición TCR - CBM With Hart GT	1:07.666	13	15	1.130	0.091	98.47
7	285		7	Darron LEWIS	Hyundai i30 N TCR - DLR with JH Racing	1:07.926	12	13	1.390	0.260	98.09
8	115		8	Luke SARGEANT	Audi RS3 LMS TCR Gen 2 - RS Vehicle Sales	1:07.996	7	11	1.460	0.070	97.99
9	100*		9	Steven LAIDLAW	Cupra Leon VZ TCR - Area Motorsport	1:08.272	11	13	1.736	0.276	97.59
10	31		10	Matthew WILSON	Cupra Leon Competición TCR - JW Bird Motorsport	1:08.436	14	15	1.900	0.164	97.36
11	15*		11	Andrew DYER	Hyundai i30 N TCR -	1:08.579	8	14	2.043	0.143	97.16
12	101*		12	Sam LAIDLAW	Cupra Leon VZ TCR - Capture Motorsport	1:08.710	10	12	2.174	0.131	96.97
13	22	GEN 1	1	Rick KERRY	Cupra TCR - EDF Motorsport	1:10.001	10	15	3.465	1.291	95.18
14	81*		13	Stewart LINES	Hyundai i30 N TCR - Maximum Motorsport with Capture	1:10.076	9	13	3.540	0.075	95.08
15	77	GEN 1	2	Mark SMITH	Cupra TCR - Richmond Fire Motorsport	1:11.429	11	12	4.893	1.353	93.28
16	12	GEN 1	3	Cedrich BLOCH	Audi RS3 LMS TCR DSG - Simon Green Motorsport wii	1:12.778	14	14	6.242	1.349	91.55

Comments:

No. 15, 81, 100, 111, 117 - 1 Lap time disallowed; exceeding track limits.

No. 101 - 2 Lap times disallowed; exceeding track limits.

Weather / Track : Cloudy / Dry

These results are provisional until the conclusion of any judicial and technical matters.

Date: 12/10/2024 Start: 10:47 Finish: 11:07

Silverstone International: 1.8508 miles

Clerk Of Course: Andy Holley

Stewards:

Timekeeper: Sarah Evans



Results can be found at www.tsl-timing.com

Printed - 11:14 Saturday, 12 October 2024



TCR UK Championship

QUALIFYING - RACES 8 & 22 - LAP ANALYSIS

DIFF = Difference To Personal Best Lap

P1 16 Callum NEWSHAM				
LAP	LAP TIME	DIFF	MPH	TIME OF DAY
1 -				10:49:13.041
2 -	1:21.951 P	15.415	81.30	10:50:34.992
3 -	2:45.560	1:39.024	40.24	10:53:20.552
4 -	1:07.511	0.975	98.69	10:54:28.063
5 -	1:06.536 (1)		100.14	10:55:34.599
6 -	1:09.390	2.854	96.02	10:56:43.989
7 -	1:07.408	0.872	98.84	10:57:51.397
8 -	1:07.214 P	0.678	99.13	10:58:58.611
9 -	3:35.744	2:29.208	30.88	11:02:34.355
10 -	1:11.659	5.123	92.98	11:03:46.014
11 -	1:07.488	0.952	98.73	11:04:53.502
12 -	1:06.957 (2)	0.421	99.51	11:06:00.459
13 -	1:08.211	1.675	97.68	11:07:08.670
14 -	1:07.076 (3)	0.540	99.33	11:08:15.746

P2 117 Adam SHEPHERD				
LAP	LAP TIME	DIFF	MPH	TIME OF DAY
1 -				10:49:18.822
2 -	1:21.628 (3)	14.888	81.62	10:50:40.450
3 -	4:12.730 D	5.990	91.61	10:51:53.180
4 -	1:11.907 P	5.167	92.66	10:53:05.087
5 -	3:25.172	2:18.432	32.47	10:56:30.259
6 -	1:06.740 (1)		99.83	10:57:36.999
7 -	1:07.264 (2)	0.524	99.06	10:58:44.263
8 -	1:06.140 P		100.74	10:59:50.403
9 -	6:13.306	5:06.566	17.84	11:06:03.709
10 -	1:08.946 P	2.206	96.64	11:07:12.655

P3 45 Alistair CAMP				
LAP	LAP TIME	DIFF	MPH	TIME OF DAY
1 -				10:49:12.617
2 -	1:19.016	11.809	84.32	10:50:31.633
3 -	1:16.445	9.238	87.16	10:51:48.078
4 -	1:09.960	2.753	95.24	10:52:58.038
5 -	1:09.501	2.294	95.87	10:54:07.539
6 -	1:08.084	0.877	97.86	10:55:15.623
7 -	1:08.038	0.831	97.93	10:56:23.661
8 -	1:07.752	0.545	98.34	10:57:31.413
9 -	1:10.532 P	3.325	94.47	10:58:41.945
10 -	3:32.556	2:25.349	31.34	11:02:14.501
11 -	1:09.100	1.893	96.42	11:03:23.601
12 -	1:07.478 (2)	0.271	98.74	11:04:31.079
13 -	1:07.543 (3)	0.336	98.65	11:05:38.622
14 -	1:07.207 (1)		99.14	11:06:45.829
15 -	1:08.012	0.805	97.97	11:07:53.841

P4 17 Brad HUTCHISON				
LAP	LAP TIME	DIFF	MPH	TIME OF DAY
1 -				10:49:15.579
2 -	1:20.072 P	12.654	83.21	10:50:35.651
3 -	4:01.829	2:54.411	27.55	10:54:37.480
4 -	1:09.268	1.850	96.19	10:55:46.748
5 -	1:07.418 (1)		98.83	10:56:54.166
6 -	1:13.985	6.567	90.06	10:58:08.151
7 -	1:07.746	0.328	98.35	10:59:15.897
8 -	1:07.522	0.104	98.68	11:00:23.419
9 -	1:07.492 (3)	0.074	98.72	11:01:30.911
10 -	1:07.456 (2)	0.038	98.77	11:02:38.367
11 -	1:10.041 P	2.623	95.13	11:03:48.408

DIFF = Difference To Personal Best Lap

P5 111 Ryan BENSLEY				
LAP	LAP TIME	DIFF	MPH	TIME OF DAY
1 -				10:49:36.176
2 -	1:21.036	13.461	82.22	10:50:57.212
3 -	1:16.566 P	8.991	87.02	10:52:13.778
4 -	3:35.324	2:27.749	30.94	10:55:49.102
5 -	1:08.336	0.761	97.50	10:56:57.438
6 -	1:07.846	0.271	98.21	10:58:05.284
7 -	1:09.310 D	1.735	96.13	10:59:14.594
8 -	1:09.887	2.312	95.34	11:00:24.481
9 -	1:07.575 (1)		98.60	11:01:32.056
10 -	1:07.793 (2)	0.218	98.28	11:02:39.849
11 -	1:07.817 (3)	0.242	98.25	11:03:47.666
12 -	1:08.735	1.160	96.94	11:04:56.401
13 -	1:08.387	0.812	97.43	11:06:04.788
14 -	1:07.826	0.251	98.24	11:07:12.614
15 -	1:09.232	1.657	96.24	11:08:21.846

P6 1 Carl BOARDLEY				
LAP	LAP TIME	DIFF	MPH	TIME OF DAY
1 -				10:49:08.231
2 -	1:22.259	14.593	81.00	10:50:30.490
3 -	1:17.447	9.781	86.03	10:51:47.937
4 -	1:13.148	5.482	91.09	10:53:01.085
5 -	1:09.791 P	2.125	95.47	10:54:10.876
6 -	3:23.326	2:15.660	32.77	10:57:34.202
7 -	1:11.818	4.152	92.77	10:58:46.020
8 -	1:10.092	2.426	95.06	10:59:56.112
9 -	1:07.737 (2)	0.071	98.36	11:01:03.849
10 -	1:07.750 (3)	0.084	98.35	11:02:11.599
11 -	1:09.195	1.529	96.29	11:03:20.794
12 -	1:07.819	0.153	98.25	11:04:28.613
13 -	1:07.666 (1)		98.47	11:05:36.279
14 -	1:15.070	7.404	88.76	11:06:51.349
15 -	1:07.780	0.114	98.30	11:07:59.129

P7 285 Darron LEWIS				
LAP	LAP TIME	DIFF	MPH	TIME OF DAY
1 -				10:49:43.094
2 -	1:17.685	9.759	85.77	10:51:00.779
3 -	1:13.081	5.155	91.17	10:52:13.860
4 -	1:19.003 P	11.077	84.34	10:53:32.863
5 -	2:53.335	1:45.409	38.44	10:56:26.198
6 -	1:08.812	0.886	96.83	10:57:35.010
7 -	1:08.886	0.960	96.72	10:58:43.896
8 -	1:09.549	1.623	95.80	10:59:53.445
9 -	1:09.215 P	1.289	96.26	11:01:02.660
10 -	3:20.434	2:12.508	33.24	11:04:23.094
11 -	1:08.733 (3)	0.807	96.94	11:05:31.827
12 -	1:07.926 (1)		98.09	11:06:39.753
13 -	1:08.078 (2)	0.152	97.87	11:07:47.831

P8 115 Luke SARGEANT				
LAP	LAP TIME	DIFF	MPH	TIME OF DAY
1 -				10:49:48.338
2 -	1:16.640	8.644	86.94	10:51:04.978
3 -	1:13.535 P	5.539	90.61	10:52:18.513
4 -	4:17.451	3:09.455	25.88	10:56:35.964
5 -	1:09.253	1.257	96.21	10:57:45.217
6 -	1:08.172 (2)	0.176	97.74	10:58:53.389
7 -	1:07.996 (1)		97.99	11:00:01.385
8 -	1:08.214 (3)	0.218	97.68	11:01:09.599

TCR UK Championship

QUALIFYING - RACES 8 & 22 - LAP ANALYSIS

DIFF = Difference To Personal Best Lap

9 -	1:08.287	0.291	97.57	11:02:17.886
10 -	1:10.944	2.948	93.92	11:03:28.830
11 -	1:09.556 P	1.560	95.79	11:04:38.386

P9 100 Steven LAIDLAW				
LAP	LAP TIME	DIFF	MPH	TIME OF DAY
1 -				10:49:11.616
2 -	1:49.166 P	40.894	61.03	10:51:00.782
3 -	3:09.656	2:01.384	35.13	10:54:10.438
4 -	1:20.607	12.335	82.66	10:55:31.045
5 -	1:16.226 P	7.954	87.41	10:56:47.271
6 -	2:48.407	1:40.135	39.56	10:59:35.678
7 -	1:11.959	3.687	92.59	11:00:47.637
8 -	1:10.523	2.251	94.48	11:01:58.160
9 -	1:09.662 (3)	1.390	95.65	11:03:07.822
10 -	1:09.870	1.598	95.36	11:04:17.692
11 -	1:08.272 (1)		97.59	11:05:25.964
12 -	1:08.419 (2)	0.147	97.38	11:06:34.383
13 -	1:09.424 D	1.152	95.97	11:07:43.807

P10 31 Matthew WILSON				
LAP	LAP TIME	DIFF	MPH	TIME OF DAY
1 -				10:49:08.976
2 -	1:22.269	13.833	80.99	10:50:31.245
3 -	1:17.966	9.530	85.46	10:51:49.211
4 -	1:13.678 P	5.242	90.43	10:53:02.889
5 -	3:30.016	2:21.580	31.72	10:56:32.905
6 -	1:09.382	0.946	96.03	10:57:42.287
7 -	1:09.089	0.653	96.44	10:58:51.376
8 -	1:08.503 (3)	0.067	97.26	10:59:59.879
9 -	1:08.870	0.434	96.75	11:01:08.749
10 -	1:10.479	2.043	94.54	11:02:19.228
11 -	1:08.482 (2)	0.046	97.29	11:03:27.710
12 -	1:09.838	1.402	95.40	11:04:37.548
13 -	1:09.016	0.580	96.54	11:05:46.564
14 -	1:08.436 (1)		97.36	11:06:55.000
15 -	1:11.849	3.413	92.73	11:08:06.849

P11 15 Andrew DYER				
LAP	LAP TIME	DIFF	MPH	TIME OF DAY
1 -				10:49:29.697
2 -	1:26.601	18.022	76.94	10:50:56.298
3 -	1:15.737 P	7.158	87.97	10:52:12.035
4 -	4:20.262	3:11.683	25.60	10:56:32.297
5 -	1:11.983 D	3.404	92.56	10:57:44.280
6 -	1:10.206	1.627	94.90	10:58:54.486
7 -	1:09.561	0.982	95.78	11:00:04.047
8 -	1:08.579 (1)		97.16	11:01:12.626
9 -	1:08.730 (3)	0.151	96.94	11:02:21.356
10 -	1:08.651 (2)	0.072	97.05	11:03:30.007
11 -	1:11.961	3.382	92.59	11:04:41.968
12 -	1:09.115	0.536	96.40	11:05:51.083
13 -	1:12.704	4.125	91.64	11:07:03.787
14 -	1:09.584	1.005	95.75	11:08:13.371

P12 101 Sam LAIDLAW				
LAP	LAP TIME	DIFF	MPH	TIME OF DAY
1 -				10:49:12.455
2 -	1:27.144	18.434	76.46	10:50:39.599
3 -	1:17.713 P	9.003	85.74	10:51:57.312
4 -	3:26.742	2:18.032	32.22	10:55:24.054
5 -	1:17.175	8.465	86.33	10:56:41.229

DIFF = Difference To Personal Best Lap

6 -	1:10.279 D	1.569	94.81	10:57:51.508
7 -	1:09.819	1.109	95.43	10:59:01.327
8 -	1:08.739 (2)	0.029	96.93	11:00:10.066
9 -	1:08.885 (3)	0.175	96.72	11:01:18.951
10 -	1:08.710 (1)		96.97	11:02:27.661
11 -	1:09.834 D	1.124	95.41	11:03:37.495
12 -	1:07.831 P		98.23	11:04:45.326

P13 22 Rick KERRY				
LAP	LAP TIME	DIFF	MPH	TIME OF DAY
1 -				10:49:09.628
2 -	1:22.909	12.908	80.36	10:50:32.537
3 -	1:17.059	7.058	86.46	10:51:49.596
4 -	1:13.664	3.663	90.45	10:53:03.260
5 -	1:12.647	2.646	91.72	10:54:15.907
6 -	1:11.155 (3)	1.154	93.64	10:55:27.062
7 -	1:18.316	8.315	85.08	10:56:45.378
8 -	1:11.923	1.922	92.64	10:57:57.301
9 -	1:10.066 (2)	0.065	95.09	10:59:07.367
10 -	1:10.001 (1)		95.18	11:00:17.368
11 -	1:18.353	8.352	85.04	11:01:35.721
12 -	1:11.830	1.829	92.76	11:02:47.551
13 -	1:12.580 P	2.579	91.80	11:04:00.131
14 -	2:37.438	1:27.437	42.32	11:06:37.569
15 -	1:12.997	2.996	91.28	11:07:50.566

P14 81 Stewart LINES				
LAP	LAP TIME	DIFF	MPH	TIME OF DAY
1 -				10:49:42.292
2 -	1:22.097	12.021	81.16	10:51:04.389
3 -	1:19.721 P	9.645	83.58	10:52:24.110
4 -	4:39.160	3:29.084	23.86	10:57:03.270
5 -	1:11.794	1.718	92.81	10:58:15.064
6 -	1:11.075 D	0.999	93.74	10:59:26.139
7 -	1:10.553	0.477	94.44	11:00:36.692
8 -	1:10.430	0.354	94.60	11:01:47.122
9 -	1:10.076 (1)		95.08	11:02:57.198
10 -	1:10.179 (2)	0.103	94.94	11:04:07.377
11 -	1:10.965	0.889	93.89	11:05:18.342
12 -	1:10.366 (3)	0.290	94.69	11:06:28.708
13 -	1:46.722	36.646	62.43	11:08:15.430

P15 77 Mark SMITH				
LAP	LAP TIME	DIFF	MPH	TIME OF DAY
1 -				10:50:32.322
2 -	1:30.184	18.755	73.88	10:52:02.506
3 -	1:27.536 P	16.107	76.11	10:53:30.042
4 -	4:20.364	3:08.935	25.59	10:57:50.406
5 -	1:20.830	9.401	82.43	10:59:11.236
6 -	1:15.519	4.090	88.23	11:00:26.755
7 -	1:13.898	2.469	90.16	11:01:40.653
8 -	1:13.183	1.754	91.04	11:02:53.836
9 -	1:12.451 (2)	1.022	91.96	11:04:06.287
10 -	1:12.721 (3)	1.292	91.62	11:05:19.008
11 -	1:11.429 (1)		93.28	11:06:30.437
12 -	1:12.843	1.414	91.47	11:07:43.280

P16 12 Cedrich BLOCH				
LAP	LAP TIME	DIFF	MPH	TIME OF DAY
1 -				10:49:48.037
2 -	1:24.892	12.114	78.49	10:51:12.929
3 -	1:18.847	6.069	84.50	10:52:31.776

TCR UK Championship

QUALIFYING - RACES 8 & 22 - LAP ANALYSIS

DIFF = Difference To Personal Best Lap

4 -	1:16.067	3.289	87.59	10:53:47.843
5 -	1:19.027 P	6.249	84.31	10:55:06.870
6 -	2:54.230	1:41.452	38.24	10:58:01.100
7 -	1:22.391	9.613	80.87	10:59:23.491
8 -	1:15.809	3.031	87.89	11:00:39.300
9 -	1:14.558	1.780	89.36	11:01:53.858
10 -	1:13.601 (3)	0.823	90.53	11:03:07.459
11 -	1:18.212	5.434	85.19	11:04:25.671
12 -	1:12.779 (2)	0.001	91.55	11:05:38.450
13 -	1:14.239	1.461	89.75	11:06:52.689
14 -	1:12.778 (1)		91.55	11:08:05.467

TCR UK Championship

QUALIFYING - RACES 8 & 22 - STATISTICS

Competitors Started 16
Planned Start 2024-10-12 @ 11:05:00.000
Actual Start 2024-10-12 @ 10:47:31.032
Finish Time 2024-10-12 @ 11:07:31.251
Track Length 1.8508mi.
Total Laps 212
Total Distance Covered 392.3901mi.

Session Fastest Lap History

NO	CL	NAME	LAP TIME	TIME OF DAY	LAP	VEHICLE
1		Carl BOARDLEY	1:22.259	10:50:30.502	2	Cupra Leon Competición TCR
45		Alistair CAMP	1:19.016	10:50:31.639	2	Hyundai i30 N TCR
285		Darron LEWIS	1:17.685	10:51:00.788	2	Hyundai i30 N TCR
115		Luke SARGEANT	1:16.640	10:51:04.983	2	Audi RS3 LMS TCR Gen 2
45		Alistair CAMP	1:16.445	10:51:48.086	3	Hyundai i30 N TCR
285		Darron LEWIS	1:13.081	10:52:13.869	3	Hyundai i30 N TCR
45		Alistair CAMP	1:09.960	10:52:58.047	4	Hyundai i30 N TCR
45		Alistair CAMP	1:09.501	10:54:07.547	5	Hyundai i30 N TCR
16		Callum NEWSHAM	1:07.511	10:54:28.117	4	Hyundai i30 N TCR
16		Callum NEWSHAM	1:06.536	10:55:34.653	5	Hyundai i30 N TCR

Flag History

TYPE	TIME OF DAY
GREEN	10:47:31.032
FINISH	11:07:31.251

Flag Statistics

TYPE	COUNT	TOTAL LAPS	TOTAL TIME
Green	1	15	20:54.521
Red	0	0	0.000
Safety Car	0	0	0.000
FCY	0	0	0.000

TCR UK Championship

QUALIFYING - RACES 8 & 22 - STATISTICS

CLASS :

13 Starters

Fastest Lap History

NO	NAME	LAP TIME	TIME OF DAY	LAP	VEHICLE
1	Carl BOARDLEY	1:22.259	10:50:30.502	2	Cupra Leon Competición TCR
45	Alistair CAMP	1:19.016	10:50:31.639	2	Hyundai i30 N TCR
285	Darron LEWIS	1:17.685	10:51:00.788	2	Hyundai i30 N TCR
115	Luke SARGEANT	1:16.640	10:51:04.983	2	Audi RS3 LMS TCR Gen 2
45	Alistair CAMP	1:16.445	10:51:48.086	3	Hyundai i30 N TCR
285	Darron LEWIS	1:13.081	10:52:13.869	3	Hyundai i30 N TCR
45	Alistair CAMP	1:09.960	10:52:58.047	4	Hyundai i30 N TCR
45	Alistair CAMP	1:09.501	10:54:07.547	5	Hyundai i30 N TCR
16	Callum NEWSHAM	1:07.511	10:54:28.117	4	Hyundai i30 N TCR
16	Callum NEWSHAM	1:06.536	10:55:34.653	5	Hyundai i30 N TCR

TCR UK Championship

QUALIFYING - RACES 8 & 22 - STATISTICS

CLASS : GEN 1

3 Starters

Fastest Lap History

NO	NAME	LAP TIME	TIME OF DAY	LAP	VEHICLE
22	Rick KERRY	1:22.909	10:50:32.451	2	Cupra TCR
22	Rick KERRY	1:17.059	10:51:49.608	3	Cupra TCR
22	Rick KERRY	1:13.664	10:53:03.271	4	Cupra TCR
22	Rick KERRY	1:12.647	10:54:15.918	5	Cupra TCR
22	Rick KERRY	1:11.155	10:55:27.074	6	Cupra TCR
22	Rick KERRY	1:10.066	10:59:07.378	9	Cupra TCR
22	Rick KERRY	1:10.001	11:00:17.379	10	Cupra TCR


TCR UK Championship
RACE 8 - GRID (20 minutes) - AMENDED

ROW 8	16	1:08.710	101 Sam LAIDLAW	15	1:08.272	100 Steven LAIDLAW
ROW 7	14	1:12.778	12 Cedrich BLOCH	13	1:11.429	77 Mark SMITH
ROW 6	12	1:10.076	81 Stewart LINES	11	1:10.001	22 Rick KERRY
ROW 5	10	1:08.579	15 Andrew DYER	9	1:08.436	31 Matthew WILSON
ROW 4	8	1:07.996	115 Luke SARGEANT	7	1:07.926	285 Darron LEWIS
ROW 3	6	1:07.666	1 Carl BOARDLEY	5	1:07.575	111 Ryan BENSLEY
ROW 2	4	1:07.418	17 Brad HUTCHISON	3	1:07.207	45 Alistair CAMP
ROW 1	2	1:06.740	117 Adam SHEPHERD	1	1:06.536	16 Callum NEWSHAM
Pole						

Comments:In accordance with Championship Regulation 5.4.9, cars 100 & 101 to start the first race from the back of the grid (no time penalty). 115 to start as per qualifying classification

These results are provisional until the conclusion of any judicial and technical matters.

Silverstone International: 1.8508 miles

Clerk Of Course: Andy Holley	Stewards:	Timekeeper: Sarah Evans	
------------------------------	-----------	-------------------------	---

Results can be found at www.tsl-timing.com

Printed - 13:37 Saturday, 12 October 2024



TCR UK Championship
RACE 22 - GRID (20 minutes)

ROW 8	16	1:12.779	12 Cedrich BLOCH	15	1:12.451	77 Mark SMITH
ROW 7	14	1:10.179	81 Stewart LINES	13	1:10.066	22 Rick KERRY
ROW 6	12	1:08.739	101 Sam LAIDLAW	11	1:08.651	15 Andrew DYER
ROW 5	10	1:08.482	31 Matthew WILSON	9	1:08.419	100 Steven LAIDLAW
ROW 4	8	1:08.172	115 Luke SARGEANT	7	1:08.078	285 Darron LEWIS
ROW 3	6	1:07.793	111 Ryan BENSLEY	5	1:07.737	1 Carl BOARDLEY
ROW 2	4	1:07.478	45 Alistair CAMP	3	1:07.456	17 Brad HUTCHISON
ROW 1	2	1:07.264	117 Adam SHEPHERD	1	1:06.957	16 Callum NEWSHAM
Pole						

These results are provisional until the conclusion of any judicial and technical matters.

Silverstone International: 1.8508 miles

Clerk Of Course: Andy Holley

Stewards:

Timekeeper: Sarah Evans



Results can be found at www.tsl-timing.com

Printed - 15:10 Sunday, 13 October 2024



TCR UK Championship

RACE 8 - CLASSIFICATION

Race Distance: 18 Laps / 33.31 miles

POS	NO	CL	PIC	NAME	ENTRY	LAPS	TIME	GAP	DIFF	MPH	BEST	ON	GRD	↑↓
1	16		1	Callum NEWSHAM	Hyundai i30 N TCR - JH Racing	18	20:18.963			98.39	1:07.041	4	1	0
2	117		2	Adam SHEPHERD	Cupra Leon Competición TCR - Area Motorsport with Shephe	18	20:19.553	0.590	0.590	98.34	1:06.838	7	2	0
3	17		3	Brad HUTCHISON	Cupra Leon Competición TCR - Bond It with MPH Racing	18	20:35.062	16.099	15.509	97.11	1:07.960	5	4	1
4	1		4	Carl BOARDLEY	Cupra Leon Competición TCR - CBM With Hart GT	18	20:37.972	19.009	2.910	96.88	1:07.987	8	6	2
5	111		5	Ryan BENSLEY	Lynk & Co 03 TCR - Motion Motorsport	18	20:38.256	19.293	0.284	96.86	1:07.450	6	5	0
6	45		6	Alistair CAMP	Hyundai i30 N TCR - JH Racing	18	20:42.987	24.024	4.731	96.49	1:07.355	13	3	-3
7	285		7	Darron LEWIS	Hyundai i30 N TCR - DLR with JH Racing	18	20:43.608	24.645	0.621	96.44	1:07.745	6	7	0
8	115		8	Luke SARGEANT	Audi RS3 LMS TCR Gen 2 - RS Vehicle Sales	18	20:48.638	29.675	5.030	96.05	1:08.160	7	8	0
9	101		9	Sam LAIDLAW	Cupra Leon VZ TCR - Area Motorsport	18	20:51.013	32.050	2.375	95.87	1:08.310	16	16	7
10	31		10	Matthew WILSON	Cupra Leon Competición TCR - JW Bird Motorsport	18	20:52.612	33.649	1.599	95.75	1:08.431	9	9	-1
11	15		11	Andrew DYER	Hyundai i30 N TCR - ARK Motorsports	18	21:03.466	44.503	10.854	94.92	1:08.525	11	10	-1
12	81		12	Stewart LINES	Hyundai i30 N TCR - Maximum Motorsport	18	21:09.616	50.653	6.150	94.46	1:08.566	7	12	0
13	12	GEN 1	1	Cedrich BLOCH	Audi RS3 LMS TCR DSG - Simon Green Motorsport with Spr	17	20:27.666	1 Lap	1 Lap	92.26	1:10.438	7	14	1
14	77	GEN 1	2	Mark SMITH	Cupra TCR - Richmond Fire Motorsport	17	21:18.971	1 Lap	51.305	88.56	1:11.709	15	13	-1

NOT CLASSIFIED

DNF	22	GEN 1		Rick KERRY	Cupra TCR - EDF Motorsport	16	20:21.332	2 Laps	1 Lap	87.29	1:10.463	10	11	
DNF	100			Steven LAIDLAW	Cupra Leon VZ TCR - Area Motorsport	11	12:44.073	7 Laps	5 Laps	95.92	1:07.949	8	15	

FASTEST LAP


117				Adam SHEPHERD	Cupra Leon Competición TCR - Area Motorsport with Shephe	7	1:06.838			99.69 mph			160.43 kph	
12	GEN 1			Cedrich BLOCH	Audi RS3 LMS TCR DSG - Simon Green Motorsport with Spr	7	1:10.438			94.59 mph			152.23 kph	

Weather / Track : Cloudy / Dry

These results are provisional until the conclusion of any judicial and technical matters.

Date: 12/10/2024 Start: 17:37 Finish: 17:57

Silverstone International: 1.8508 miles

Clerk Of Course: Andy Holley	Stewards:	Timekeeper: Sarah Evans	
------------------------------	-----------	-------------------------	---

Results can be found at www.tsl-timing.com

Printed - 18:01 Saturday, 12 October 2024



TCR UK Championship

RACE 8 - LAP CHART

LAP 1 @ 17:38:32.812			LAP 2 @ 17:39:42.403			LAP 3 @ 17:40:49.557			LAP 4 @ 17:41:56.852			LAP 5 @ 17:43:04.060		
NO	BEHIND	LAP TIME	NO	BEHIND	LAP TIME	NO	BEHIND	LAP TIME	NO	BEHIND	LAP TIME	NO	BEHIND	LAP TIME
117		1:11.255	117		1:09.591	117		1:07.154	117		1:07.295	117		1:07.208
16	1.282	1:12.537	16	0.680	1:08.989	16	0.727	1:07.201	16	0.473	1:07.041	16	0.351	1:07.086
17	2.333	1:13.588	17	1.060	1:08.318	17	2.037	1:08.131	17	2.795	1:08.053	17	3.547	1:07.960
1	4.018	1:15.273	1	4.291	1:09.864	1	5.806	1:08.669	1	6.649	1:08.138	1	7.631	1:08.190
285	5.919	1:17.174	111	6.132	1:09.639	111	8.794	1:09.816	111	9.544	1:08.045	111	9.857	1:07.521
111	6.084	1:17.339	285	6.788	1:10.460	285	9.655	1:10.021	285	10.881	1:08.521	285	12.071	1:08.398
45	6.994	1:18.249	100	8.195	1:10.166	100	10.126	1:09.085	100	11.425	1:08.594	100	12.617	1:08.400
115	7.286	1:18.541	115	8.453	1:10.758	115	10.594	1:09.295	115	12.102	1:08.803	115	13.608	1:08.714
100	7.620	1:18.875	45	8.806	1:11.403	31	11.604	1:09.273	31	13.118	1:08.809	45	14.966	1:08.777
31	8.221	1:19.476	31	9.485	1:10.855	45	12.143	1:10.491	45	13.397	1:08.549	31	15.762	1:09.852
22	8.809	1:20.064	22	10.887	1:11.669	101	13.967	1:09.979	101	15.476	1:08.804	101	16.669	1:08.401
81	9.678	1:20.933	101	11.142	1:10.829	22	15.654	1:11.921	22	19.265	1:10.906	15	22.646	1:10.399
101	9.904	1:21.159	15	13.694	1:12.832	15	16.202	1:09.662	15	19.455	1:10.548	81	23.671	1:10.161
15	10.453	1:21.708	81	14.194	1:14.107	81	17.879	1:10.839	81	20.718	1:10.134	22	24.451	1:12.394
77	11.905	1:23.160	77	16.292	1:13.978	12	23.169	1:13.287	12	27.140	1:11.266	12	30.997	1:11.065
12	13.172	1:24.427	12	17.036	1:13.455	77	30.549	1:21.411	77	37.783	1:14.529	77	45.565	1:14.990

TCR UK Championship

RACE 8 - LAP CHART

LAP 6 @ 17:44:11.220			LAP 7 @ 17:45:18.058			LAP 8 @ 17:46:25.292			LAP 9 @ 17:47:32.648			LAP 10 @ 17:48:39.893		
NO	BEHIND	LAP TIME	NO	BEHIND	LAP TIME	NO	BEHIND	LAP TIME	NO	BEHIND	LAP TIME	NO	BEHIND	LAP TIME
117		1:07.160	117		1:06.838	117		1:07.234	117		1:07.356	117		1:07.245
16	0.386	1:07.195	16	0.895	1:07.347	16	1.084	1:07.423	16	1.001	1:07.273	16	1.123	1:07.367
17	4.405	1:08.018	17	6.054	1:08.487	17	7.036	1:08.216	77	1 Lap	1:15.763	17	8.893	1:08.291
1	8.709	1:08.238	1	9.971	1:08.100	1	10.724	1:07.987	17	7.847	1:08.167	77	1 Lap	1:14.780
111	10.147	1:07.450	111	10.899	1:07.590	111	11.513	1:07.848	1	11.444	1:08.076	1	12.376	1:08.177
285	12.656	1:07.745	285	13.802	1:07.984	285	14.645	1:08.077	111	12.171	1:08.014	111	12.828	1:07.902
100	13.646	1:08.189	100	14.759	1:07.951	100	15.474	1:07.949	285	15.136	1:07.847	285	16.432	1:08.541
115	14.713	1:08.265	115	16.035	1:08.160	115	17.502	1:08.701	100	16.185	1:08.067	100	17.548	1:08.608
45	15.399	1:07.593	45	16.329	1:07.768	45	17.761	1:08.666	45	19.928	1:09.523	45	20.734	1:08.051
31	17.625	1:09.023	31	19.450	1:08.663	101	21.537	1:08.850	115	20.165	1:10.019	115	21.702	1:08.782
101	18.025	1:08.516	101	19.921	1:08.734	31	22.317	1:10.101	101	22.724	1:08.543	101	23.950	1:08.471
15	24.423	1:08.937	15	26.482	1:08.897	15	28.962	1:09.714	31	23.392	1:08.431	31	24.677	1:08.530
81	25.879	1:09.368	81	27.607	1:08.566	81	29.559	1:09.186	15	30.785	1:09.179	15	32.546	1:09.006
22	27.990	1:10.699	22	31.701	1:10.549	22	35.336	1:10.869	81	31.436	1:09.233	81	33.113	1:08.922
12	34.521	1:10.684	12	38.121	1:10.438	12	41.732	1:10.845	22	38.799	1:10.819	22	42.017	1:10.463
77	53.256	1:14.851	77	1:01.311	1:14.893				12	45.168	1:10.792	12	49.005	1:11.082

TCR UK Championship

RACE 8 - LAP CHART

LAP 11 @ 17:49:47.265			LAP 12 @ 17:50:54.599			LAP 13 @ 17:52:01.960			LAP 14 @ 17:53:09.256			LAP 15 @ 17:54:16.335		
NO	BEHIND	LAP TIME	NO	BEHIND	LAP TIME	NO	BEHIND	LAP TIME	NO	BEHIND	LAP TIME	NO	BEHIND	LAP TIME
117		1:07.372	117		1:07.334	117		1:07.361	117		1:07.296	117		1:07.079
16	1.075	1:07.324	16	0.950	1:07.209	16	0.883	1:07.294	16	1.003	1:07.416	16	1.240	1:07.316
17	9.662	1:08.141	17	10.955	1:08.627	17	12.243	1:08.649	17	13.548	1:08.601	17	14.825	1:08.356
1	13.456	1:08.452	1	14.464	1:08.342	1	15.296	1:08.193	1	16.257	1:08.257	1	17.454	1:08.276
111	13.793	1:08.337	111	14.642	1:08.183	111	15.615	1:08.334	111	16.633	1:08.314	111	17.742	1:08.188
285	17.690	1:08.630	285	18.804	1:08.448	285	19.736	1:08.293	285	21.101	1:08.661	285	22.869	1:08.847
100	18.365	1:08.189	45	21.933	1:08.103	45	21.927	1:07.355	45	23.103	1:08.472	45	23.876	1:07.852
77	1 Lap	1:16.302	115	23.646	1:08.300	115	24.819	1:08.534	115	26.019	1:08.496	115	27.578	1:08.638
45	21.164	1:07.802	101	26.154	1:08.460	101	27.158	1:08.365	101	29.016	1:09.154	101	30.728	1:08.791
115	22.680	1:08.350	31	27.350	1:08.793	31	28.629	1:08.640	31	30.402	1:09.069	31	31.939	1:08.616
101	25.028	1:08.450	77	1 Lap	1:18.796	77	1 Lap	1:12.275	15	39.483	1:09.855	15	41.408	1:09.004
31	25.891	1:08.586	15	35.533	1:09.168	15	36.924	1:08.752	81	41.022	1:10.241	81	44.282	1:10.339
15	33.699	1:08.525	81	36.324	1:09.198	81	38.077	1:09.114	77	1 Lap	1:15.164	77	1 Lap	1:12.205
81	34.460	1:08.719	22	51.317	1:11.020	22	55.135	1:11.179	22	1:00.666	1:12.827			
22	47.631	1:12.986	12	56.127	1:11.315	12	59.922	1:11.156	12	1:03.886	1:11.260			
12	52.146	1:10.513												

TCR UK Championship

RACE 8 - LAP CHART

LAP 16 @ 17:55:23.904			LAP 17 @ 17:56:31.534			LAP 18 @ 17:57:40.520		
NO	BEHIND	LAP TIME	NO	BEHIND	LAP TIME	NO	BEHIND	LAP TIME
117		1:07.569	117		1:07.630	16		1:08.100
16	1.321	1:07.650	16	0.886	1:07.195	117	0.590	1:09.576
12	1 Lap	1:13.952	12	1 Lap	1:10.829	22	2 Laps	1:51.509 P
17	15.744	1:08.488	17	16.757	1:08.643	12	1 Lap	1:11.300
1	18.226	1:08.341	1	18.874	1:08.278	17	16.099	1:08.328
111	18.718	1:08.545	111	19.201	1:08.113	1	19.009	1:09.121
285	23.988	1:08.688	285	24.441	1:08.083	111	19.293	1:09.078
45	24.311	1:08.004	45	25.026	1:08.345	45	24.024	1:07.984
22	1 Lap	1:41.458	115	29.846	1:08.835	285	24.645	1:09.190
115	28.641	1:08.632	101	32.320	1:08.481	115	29.675	1:08.815
101	31.469	1:08.310	31	33.945	1:08.674	101	32.050	1:08.716
31	32.901	1:08.531	15	44.300	1:09.090	31	33.649	1:08.690
15	42.840	1:09.001	81	48.590	1:09.808	15	44.503	1:09.189
81	46.412	1:09.699	77	1 Lap	1:12.055	81	50.653	1:11.049
77	1 Lap	1:11.709				77	1 Lap	1:12.110

TCR UK Championship

RACE 8 - LAP ANALYSIS

DIFF = Difference To Personal Best Lap

P1 16 Callum NEWSHAM				
LAP	LAP TIME	DIFF	MPH	TIME OF DAY
1 -	1:12.537	5.496	91.85	17:38:34.094
2 -	1:08.989	1.948	96.58	17:39:43.083
3 -	1:07.201	0.160	99.15	17:40:50.284
4 -	1:07.041 (1)		99.39	17:41:57.325
5 -	1:07.086 (2)	0.045	99.32	17:43:04.411
6 -	1:07.195 (3)	0.154	99.16	17:44:11.606
7 -	1:07.347	0.306	98.93	17:45:18.953
8 -	1:07.423	0.382	98.82	17:46:26.376
9 -	1:07.273	0.232	99.04	17:47:33.649
10 -	1:07.367	0.326	98.90	17:48:41.016
11 -	1:07.324	0.283	98.97	17:49:48.340
12 -	1:07.209	0.168	99.14	17:50:55.549
13 -	1:07.294	0.253	99.01	17:52:02.843
14 -	1:07.416	0.375	98.83	17:53:10.259
15 -	1:07.316	0.275	98.98	17:54:17.575
16 -	1:07.650	0.609	98.49	17:55:25.225
17 -	1:07.195 (3)	0.154	99.16	17:56:32.420
18 -	1:08.100	1.059	97.84	17:57:40.520

P2 117 Adam SHEPHERD				
LAP	LAP TIME	DIFF	MPH	TIME OF DAY
1 -	1:11.255	4.417	93.51	17:38:32.812
2 -	1:09.591	2.753	95.74	17:39:42.403
3 -	1:07.154 (3)	0.316	99.22	17:40:49.557
4 -	1:07.295	0.457	99.01	17:41:56.852
5 -	1:07.208	0.370	99.14	17:43:04.060
6 -	1:07.160	0.322	99.21	17:44:11.220
7 -	1:06.838 (1)		99.69	17:45:18.058
8 -	1:07.234	0.396	99.10	17:46:25.292
9 -	1:07.356	0.518	98.92	17:47:32.648
10 -	1:07.245	0.407	99.08	17:48:39.893
11 -	1:07.372	0.534	98.90	17:49:47.265
12 -	1:07.334	0.496	98.95	17:50:54.599
13 -	1:07.361	0.523	98.91	17:52:01.960
14 -	1:07.296	0.458	99.01	17:53:09.256
15 -	1:07.079 (2)	0.241	99.33	17:54:16.335
16 -	1:07.569	0.731	98.61	17:55:23.904
17 -	1:07.630	0.792	98.52	17:56:31.534
18 -	1:09.576	2.738	95.76	17:57:41.110

P3 17 Brad HUTCHISON				
LAP	LAP TIME	DIFF	MPH	TIME OF DAY
1 -	1:13.588	5.628	90.54	17:38:35.145
2 -	1:08.318	0.358	97.53	17:39:43.463
3 -	1:08.131	0.171	97.80	17:40:51.594
4 -	1:08.053 (3)	0.093	97.91	17:41:59.647
5 -	1:07.960 (1)		98.04	17:43:07.607
6 -	1:08.018 (2)	0.058	97.96	17:44:15.625
7 -	1:08.487	0.527	97.29	17:45:24.112
8 -	1:08.216	0.256	97.67	17:46:32.328
9 -	1:08.167	0.207	97.74	17:47:40.495
10 -	1:08.291	0.331	97.57	17:48:48.786
11 -	1:08.141	0.181	97.78	17:49:56.927
12 -	1:08.627	0.667	97.09	17:51:05.554
13 -	1:08.649	0.689	97.06	17:52:14.203
14 -	1:08.601	0.641	97.13	17:53:22.804
15 -	1:08.356	0.396	97.47	17:54:31.160
16 -	1:08.488	0.528	97.29	17:55:39.648
17 -	1:08.643	0.683	97.07	17:56:48.291
18 -	1:08.328	0.368	97.51	17:57:56.619

DIFF = Difference To Personal Best Lap

P4 1 Carl BOARDLEY				
LAP	LAP TIME	DIFF	MPH	TIME OF DAY
1 -	1:15.273	7.286	88.51	17:38:36.830
2 -	1:09.864	1.877	95.37	17:39:46.694
3 -	1:08.669	0.682	97.03	17:40:55.363
4 -	1:08.138	0.151	97.79	17:42:03.501
5 -	1:08.190	0.203	97.71	17:43:11.691
6 -	1:08.238	0.251	97.64	17:44:19.929
7 -	1:08.100 (3)	0.113	97.84	17:45:28.029
8 -	1:07.987 (1)		98.00	17:46:36.016
9 -	1:08.076 (2)	0.089	97.87	17:47:44.092
10 -	1:08.177	0.190	97.73	17:48:52.269
11 -	1:08.452	0.465	97.34	17:50:00.721
12 -	1:08.342	0.355	97.49	17:51:09.063
13 -	1:08.193	0.206	97.71	17:52:17.256
14 -	1:08.257	0.270	97.61	17:53:25.513
15 -	1:08.276	0.289	97.59	17:54:33.789
16 -	1:08.341	0.354	97.49	17:55:42.130
17 -	1:08.278	0.291	97.58	17:56:50.408
18 -	1:09.121	1.134	96.39	17:57:59.529

P5 111 Ryan BENSLEY				
LAP	LAP TIME	DIFF	MPH	TIME OF DAY
1 -	1:17.339	9.889	86.15	17:38:38.896
2 -	1:09.639	2.189	95.68	17:39:48.535
3 -	1:09.816	2.366	95.43	17:40:58.351
4 -	1:08.045	0.595	97.92	17:42:06.396
5 -	1:07.521 (2)	0.071	98.68	17:43:13.917
6 -	1:07.450 (1)		98.78	17:44:21.367
7 -	1:07.590 (3)	0.140	98.58	17:45:28.957
8 -	1:07.848	0.398	98.20	17:46:36.805
9 -	1:08.014	0.564	97.96	17:47:44.819
10 -	1:07.902	0.452	98.13	17:48:52.721
11 -	1:08.337	0.887	97.50	17:50:01.058
12 -	1:08.183	0.733	97.72	17:51:09.241
13 -	1:08.334	0.884	97.50	17:52:17.575
14 -	1:08.314	0.864	97.53	17:53:25.889
15 -	1:08.188	0.738	97.71	17:54:34.077
16 -	1:08.545	1.095	97.20	17:55:42.622
17 -	1:08.113	0.663	97.82	17:56:50.735
18 -	1:09.078	1.628	96.45	17:57:59.813

P6 45 Alistair CAMP				
LAP	LAP TIME	DIFF	MPH	TIME OF DAY
1 -	1:18.249	10.894	85.15	17:38:39.806
2 -	1:11.403	4.048	93.31	17:39:51.209
3 -	1:10.491	3.136	94.52	17:41:01.700
4 -	1:08.549	1.194	97.20	17:42:10.249
5 -	1:08.777	1.422	96.88	17:43:19.026
6 -	1:07.593 (2)	0.238	98.57	17:44:26.619
7 -	1:07.768 (3)	0.413	98.32	17:45:34.387
8 -	1:08.666	1.311	97.03	17:46:43.053
9 -	1:09.523	2.168	95.84	17:47:52.576
10 -	1:08.051	0.696	97.91	17:49:00.627
11 -	1:07.802	0.447	98.27	17:50:08.429
12 -	1:08.103	0.748	97.84	17:51:16.532
13 -	1:07.355 (1)		98.92	17:52:23.887
14 -	1:08.472	1.117	97.31	17:53:32.359
15 -	1:07.852	0.497	98.20	17:54:40.211
16 -	1:08.004	0.649	97.98	17:55:48.215
17 -	1:08.345	0.990	97.49	17:56:56.560
18 -	1:07.984	0.629	98.01	17:58:04.544

TCR UK Championship

RACE 8 - LAP ANALYSIS

DIFF = Difference To Personal Best Lap

P7 285 Darron LEWIS				
LAP	LAP TIME	DIFF	MPH	TIME OF DAY
1 -	1:17.174	9.429	86.33	17:38:38.731
2 -	1:10.460	2.715	94.56	17:39:49.191
3 -	1:10.021	2.276	95.16	17:40:59.212
4 -	1:08.521	0.776	97.24	17:42:07.733
5 -	1:08.398	0.653	97.41	17:43:16.131
6 -	1:07.745 (1)		98.35	17:44:23.876
7 -	1:07.984 (3)	0.239	98.01	17:45:31.860
8 -	1:08.077	0.332	97.87	17:46:39.937
9 -	1:07.847 (2)	0.102	98.20	17:47:47.784
10 -	1:08.541	0.796	97.21	17:48:56.325
11 -	1:08.630	0.885	97.08	17:50:04.955
12 -	1:08.448	0.703	97.34	17:51:13.403
13 -	1:08.293	0.548	97.56	17:52:21.696
14 -	1:08.661	0.916	97.04	17:53:30.357
15 -	1:08.847	1.102	96.78	17:54:39.204
16 -	1:08.688	0.943	97.00	17:55:47.892
17 -	1:08.083	0.338	97.86	17:56:55.975
18 -	1:09.190	1.445	96.30	17:58:05.165

P8 115 Luke SARGEANT				
LAP	LAP TIME	DIFF	MPH	TIME OF DAY
1 -	1:18.541	10.381	84.83	17:38:40.098
2 -	1:10.758	2.598	94.16	17:39:50.856
3 -	1:09.295	1.135	96.15	17:41:00.151
4 -	1:08.803	0.643	96.84	17:42:08.954
5 -	1:08.714	0.554	96.97	17:43:17.668
6 -	1:08.265 (2)	0.105	97.60	17:44:25.933
7 -	1:08.160 (1)		97.75	17:45:34.093
8 -	1:08.701	0.541	96.98	17:46:42.794
9 -	1:10.019	1.859	95.16	17:47:52.813
10 -	1:08.782	0.622	96.87	17:49:01.595
11 -	1:08.350	0.190	97.48	17:50:09.945
12 -	1:08.300 (3)	0.140	97.55	17:51:18.245
13 -	1:08.534	0.374	97.22	17:52:26.779
14 -	1:08.496	0.336	97.27	17:53:35.275
15 -	1:08.638	0.478	97.07	17:54:43.913
16 -	1:08.632	0.472	97.08	17:55:52.545
17 -	1:08.835	0.675	96.80	17:57:01.380
18 -	1:08.815	0.655	96.82	17:58:10.195

P9 101 Sam LAIDLAW				
LAP	LAP TIME	DIFF	MPH	TIME OF DAY
1 -	1:21.159	12.849	82.10	17:38:42.716
2 -	1:10.829	2.519	94.07	17:39:53.545
3 -	1:09.979	1.669	95.21	17:41:03.524
4 -	1:08.804	0.494	96.84	17:42:12.328
5 -	1:08.401 (3)	0.091	97.41	17:43:20.729
6 -	1:08.516	0.206	97.25	17:44:29.245
7 -	1:08.734	0.424	96.94	17:45:37.979
8 -	1:08.850	0.540	96.77	17:46:46.829
9 -	1:08.543	0.233	97.21	17:47:55.372
10 -	1:08.471	0.161	97.31	17:49:03.843
11 -	1:08.450	0.140	97.34	17:50:12.293
12 -	1:08.460	0.150	97.33	17:51:20.753
13 -	1:08.365 (2)	0.055	97.46	17:52:29.118
14 -	1:09.154	0.844	96.35	17:53:38.272
15 -	1:08.791	0.481	96.86	17:54:47.063
16 -	1:08.310 (1)		97.54	17:55:55.373
17 -	1:08.481	0.171	97.30	17:57:03.854
18 -	1:08.716	0.406	96.96	17:58:12.570

DIFF = Difference To Personal Best Lap

P10 31 Matthew WILSON				
LAP	LAP TIME	DIFF	MPH	TIME OF DAY
1 -	1:19.476	11.045	83.83	17:38:41.033
2 -	1:10.855	2.424	94.04	17:39:51.888
3 -	1:09.273	0.842	96.18	17:41:01.161
4 -	1:08.809	0.378	96.83	17:42:09.970
5 -	1:09.852	1.421	95.39	17:43:19.822
6 -	1:09.023	0.592	96.53	17:44:28.845
7 -	1:08.663	0.232	97.04	17:45:37.508
8 -	1:10.101	1.670	95.05	17:46:47.609
9 -	1:08.431 (1)		97.37	17:47:56.040
10 -	1:08.530 (2)	0.099	97.23	17:49:04.570
11 -	1:08.586	0.155	97.15	17:50:13.156
12 -	1:08.793	0.362	96.85	17:51:21.949
13 -	1:08.640	0.209	97.07	17:52:30.589
14 -	1:09.069	0.638	96.47	17:53:39.658
15 -	1:08.616	0.185	97.10	17:54:48.274
16 -	1:08.531 (3)	0.100	97.22	17:55:56.805
17 -	1:08.674	0.243	97.02	17:57:05.479
18 -	1:08.690	0.259	97.00	17:58:14.169

P11 15 Andrew DYER				
LAP	LAP TIME	DIFF	MPH	TIME OF DAY
1 -	1:21.708	13.183	81.54	17:38:43.265
2 -	1:12.832	4.307	91.48	17:39:56.097
3 -	1:09.662	1.137	95.65	17:41:05.759
4 -	1:10.548	2.023	94.44	17:42:16.307
5 -	1:10.399	1.874	94.64	17:43:26.706
6 -	1:08.937	0.412	96.65	17:44:35.643
7 -	1:08.897 (3)	0.372	96.71	17:45:44.540
8 -	1:09.714	1.189	95.57	17:46:54.254
9 -	1:09.179	0.654	96.31	17:48:03.433
10 -	1:09.006	0.481	96.56	17:49:12.439
11 -	1:08.525 (1)		97.23	17:50:20.964
12 -	1:09.168	0.643	96.33	17:51:30.132
13 -	1:08.752 (2)	0.227	96.91	17:52:38.884
14 -	1:09.855	1.330	95.38	17:53:48.739
15 -	1:09.004	0.479	96.56	17:54:57.743
16 -	1:09.001	0.476	96.56	17:56:06.744
17 -	1:09.090	0.565	96.44	17:57:15.834
18 -	1:09.189	0.664	96.30	17:58:25.023

P12 81 Stewart LINES				
LAP	LAP TIME	DIFF	MPH	TIME OF DAY
1 -	1:20.933	12.367	82.32	17:38:42.490
2 -	1:14.107	5.541	89.91	17:39:56.597
3 -	1:10.839	2.273	94.06	17:41:07.436
4 -	1:10.134	1.568	95.00	17:42:17.570
5 -	1:10.161	1.595	94.97	17:43:27.731
6 -	1:09.368	0.802	96.05	17:44:37.099
7 -	1:08.566 (1)		97.17	17:45:45.665
8 -	1:09.186	0.620	96.30	17:46:54.851
9 -	1:09.233	0.667	96.24	17:48:04.084
10 -	1:08.922 (3)	0.356	96.67	17:49:13.006
11 -	1:08.719 (2)	0.153	96.96	17:50:21.725
12 -	1:09.198	0.632	96.29	17:51:30.923
13 -	1:09.114	0.548	96.40	17:52:40.037
14 -	1:10.241	1.675	94.86	17:53:50.278
15 -	1:10.339	1.773	94.73	17:55:00.617
16 -	1:09.699	1.133	95.60	17:56:10.316
17 -	1:09.808	1.242	95.45	17:57:20.124
18 -	1:11.049	2.483	93.78	17:58:31.173

TCR UK Championship

RACE 8 - LAP ANALYSIS

DIFF = Difference To Personal Best Lap

P13 12 Cedrich BLOCH				
LAP	LAP TIME	DIFF	MPH	TIME OF DAY
1 -	1:24.427	13.989	78.92	17:38:45.984
2 -	1:13.455	3.017	90.71	17:39:59.439
3 -	1:13.287	2.849	90.91	17:41:12.726
4 -	1:11.266	0.828	93.49	17:42:23.992
5 -	1:11.065	0.627	93.76	17:43:35.057
6 -	1:10.684 (3)	0.246	94.26	17:44:45.741
7 -	1:10.438 (1)		94.59	17:45:56.179
8 -	1:10.845	0.407	94.05	17:47:07.024
9 -	1:10.792	0.354	94.12	17:48:17.816
10 -	1:11.082	0.644	93.74	17:49:28.898
11 -	1:10.513 (2)	0.075	94.49	17:50:39.411
12 -	1:11.315	0.877	93.43	17:51:50.726
13 -	1:11.156	0.718	93.64	17:53:01.882
14 -	1:11.260	0.822	93.50	17:54:13.142
15 -	1:13.952	3.514	90.10	17:55:27.094
16 -	1:10.829	0.391	94.07	17:56:37.923
17 -	1:11.300	0.862	93.45	17:57:49.223

DIFF = Difference To Personal Best Lap

2 -	1:10.166	2.217	94.96	17:39:50.598
3 -	1:09.085	1.136	96.44	17:40:59.683
4 -	1:08.594	0.645	97.14	17:42:08.277
5 -	1:08.400	0.451	97.41	17:43:16.677
6 -	1:08.189	0.240	97.71	17:44:24.866
7 -	1:07.951 (2)	0.002	98.05	17:45:32.817
8 -	1:07.949 (1)		98.06	17:46:40.766
9 -	1:08.067 (3)	0.118	97.89	17:47:48.833
10 -	1:08.608	0.659	97.12	17:48:57.441
11 -	1:08.189	0.240	97.71	17:50:05.630

P14 77 Mark SMITH				
LAP	LAP TIME	DIFF	MPH	TIME OF DAY
1 -	1:23.160	11.451	80.12	17:38:44.717
2 -	1:13.978	2.269	90.07	17:39:58.695
3 -	1:21.411	9.702	81.84	17:41:20.106
4 -	1:14.529	2.820	89.40	17:42:34.635
5 -	1:14.990	3.281	88.85	17:43:49.625
6 -	1:14.851	3.142	89.01	17:45:04.476
7 -	1:14.893	3.184	88.96	17:46:19.369
8 -	1:15.763	4.054	87.94	17:47:35.132
9 -	1:14.780	3.071	89.10	17:48:49.912
10 -	1:16.302	4.593	87.32	17:50:06.214
11 -	1:18.796	7.087	84.56	17:51:25.010
12 -	1:12.275	0.566	92.19	17:52:37.285
13 -	1:15.164	3.455	88.64	17:53:52.449
14 -	1:12.205	0.496	92.28	17:55:04.654
15 -	1:11.709 (1)		92.92	17:56:16.363
16 -	1:12.055 (2)	0.346	92.47	17:57:28.418
17 -	1:12.110 (3)	0.401	92.40	17:58:40.528

P15 22 Rick KERRY				
LAP	LAP TIME	DIFF	MPH	TIME OF DAY
1 -	1:20.064	9.601	83.22	17:38:41.621
2 -	1:11.669	1.206	92.97	17:39:53.290
3 -	1:11.921	1.458	92.64	17:41:05.211
4 -	1:10.906	0.443	93.97	17:42:16.117
5 -	1:12.394	1.931	92.04	17:43:28.511
6 -	1:10.699 (3)	0.236	94.24	17:44:39.210
7 -	1:10.549 (2)	0.086	94.44	17:45:49.759
8 -	1:10.869	0.406	94.02	17:47:00.628
9 -	1:10.819	0.356	94.08	17:48:11.447
10 -	1:10.463 (1)		94.56	17:49:21.910
11 -	1:12.986	2.523	91.29	17:50:34.896
12 -	1:11.020	0.557	93.82	17:51:45.916
13 -	1:11.179	0.716	93.61	17:52:57.095
14 -	1:12.827	2.364	91.49	17:54:09.922
15 -	1:41.458	30.995	65.67	17:55:51.380
16 -	1:51.509 P	41.046	59.75	17:57:42.889

P16 100 Steven LAIDLAW				
LAP	LAP TIME	DIFF	MPH	TIME OF DAY
1 -	1:18.875	10.926	84.47	17:38:40.432

TCR UK Championship

RACE 8 - STATISTICS

Competitors Started 16
Planned Start 2024-10-12 @ 17:40:00.000
Actual Start 2024-10-12 @ 17:37:21.556
Finish Time 2024-10-12 @ 17:57:28.419
Track Length 1.8508mi.
Total Laps 277
Total Distance Covered 512.6984mi.

Session Fastest Lap History

NO	CL	NAME	LAP TIME	TIME OF DAY	LAP	VEHICLE
117		Adam SHEPHERD	1:11.255	17:38:32.820	1	Cupra Leon Competición TCR
117		Adam SHEPHERD	1:09.591	17:39:42.411	2	Cupra Leon Competición TCR
16		Callum NEWSHAM	1:08.989	17:39:43.137	2	Hyundai i30 N TCR
17		Brad HUTCHISON	1:08.318	17:39:43.468	2	Cupra Leon Competición TCR
117		Adam SHEPHERD	1:07.154	17:40:49.565	3	Cupra Leon Competición TCR
16		Callum NEWSHAM	1:07.041	17:41:57.379	4	Hyundai i30 N TCR
117		Adam SHEPHERD	1:06.838	17:45:18.066	7	Cupra Leon Competición TCR

Session Leader History

NO	CL	NAME	FROM LAP	LAPS LED	DISTANCE	VEHICLE
117		Adam SHEPHERD	1	17	31.46 miles	Cupra Leon Competición TCR
16		Callum NEWSHAM	18	1	1.85 miles	Hyundai i30 N TCR

Flag History

TYPE	TIME OF DAY
GREEN	17:37:21.556
FINISH	17:57:28.419

Flag Statistics

TYPE	COUNT	TOTAL LAPS	TOTAL TIME
Green	1	18	21:52.418
Red	0	0	0.000
Safety Car	0	0	0.000
FCY	0	0	0.000

TCR UK Championship

RACE 8 - STATISTICS

CLASS :

13 Starters

Fastest Lap History

NO	NAME	LAP TIME	TIME OF DAY	LAP	VEHICLE
117	Adam SHEPHERD	1:11.255	17:38:32.820	1	Cupra Leon Competición TCR
117	Adam SHEPHERD	1:09.591	17:39:42.411	2	Cupra Leon Competición TCR
16	Callum NEWSHAM	1:08.989	17:39:43.137	2	Hyundai i30 N TCR
17	Brad HUTCHISON	1:08.318	17:39:43.468	2	Cupra Leon Competición TCR
117	Adam SHEPHERD	1:07.154	17:40:49.565	3	Cupra Leon Competición TCR
16	Callum NEWSHAM	1:07.041	17:41:57.379	4	Hyundai i30 N TCR
117	Adam SHEPHERD	1:06.838	17:45:18.066	7	Cupra Leon Competición TCR

Leader History

NO	NAME	FROM LAP	LAPS LED	DISTANCE	VEHICLE
117	Adam SHEPHERD	1	17	31.46 miles	Cupra Leon Competición TCR
16	Callum NEWSHAM	18	1	1.85 miles	Hyundai i30 N TCR

TCR UK Championship

RACE 8 - STATISTICS

CLASS : GEN 1

3 Starters

Fastest Lap History


NO	NAME	LAP TIME	TIME OF DAY	LAP	VEHICLE
22	Rick KERRY	1:20.064	17:38:41.632	1	Cupra TCR
22	Rick KERRY	1:11.669	17:39:53.302	2	Cupra TCR
22	Rick KERRY	1:10.906	17:42:16.129	4	Cupra TCR
22	Rick KERRY	1:10.699	17:44:39.222	6	Cupra TCR
12	Cedrich BLOCH	1:10.684	17:44:45.748	6	Audi RS3 LMS TCR DSG
22	Rick KERRY	1:10.549	17:45:49.770	7	Cupra TCR
12	Cedrich BLOCH	1:10.438	17:45:56.186	7	Audi RS3 LMS TCR DSG

Leader History

NO	NAME	FROM LAP	LAPS LED	DISTANCE	VEHICLE
22	Rick KERRY	1	14	25.91 miles	Cupra TCR
12	Cedrich BLOCH	15	3	5.55 miles	Audi RS3 LMS TCR DSG


TCR UK Championship
RACE 15 - GRID (20 minutes)

ROW 8	16 100 Steven LAIDLAW	15 22 Rick KERRY
ROW 7	14 77 Mark SMITH	13 12 Cedrich BLOCH
ROW 6	12 81 Stewart LINES	11 15 Andrew DYER
ROW 5	10 16 Callum NEWSHAM	9 117 Adam SHEPHERD
ROW 4	8 17 Brad HUTCHISON	7 1 Carl BOARDLEY
ROW 3	6 111 Ryan BENSLEY	5 45 Alistair CAMP
ROW 2	4 285 Darron LEWIS	3 115 Luke SARGEANT
ROW 1	2 101 Sam LAIDLAW	1 31 Matthew WILSON
	Pole	



These results are provisional until the conclusion of any judicial and technical matters.

Silverstone International: 1.8508 miles

Clerk Of Course: Andy Holley	Stewards:	Timekeeper: Sarah Evans	
------------------------------	-----------	-------------------------	---

Results can be found at www.tsl-timing.com

Printed - 10:56 Sunday, 13 October 2024



TCR UK Championship
RACE 15 - CLASSIFICATION
 Race Distance: 16 Laps / 29.61 miles

POS	NO	CL	PIC	NAME	ENTRY	LAPS	TIME	GAP	DIFF	MPH	BEST	ON	GRD	↑↓
1	16		1	Callum NEWSHAM	Hyundai i30 N TCR - JH Racing	16	20:16.562			87.63	1:06.811	12	10	9
2	17		2	Brad HUTCHISON	Cupra Leon Competición TCR - Bond It with MPH Racing	16	20:29.073	12.511	12.511	86.74	1:07.817	8	8	6
3	115		3	Luke SARGEANT	Audi RS3 LMS TCR Gen 2 - RS Vehicle Sales	16	20:32.875	16.313	3.802	86.47	1:08.092	13	3	0
4	1		4	Carl BOARDLEY	Cupra Leon Competición TCR - CBM With Hart GT	16	20:33.082	16.520	0.207	86.45	1:07.721	6	7	3
5	285		5	Darron LEWIS	Hyundai i30 N TCR - DLR with JH Racing	16	20:33.816	17.254	0.734	86.40	1:07.811	11	4	-1
6	100		6	Steven LAIDLAW	Cupra Leon VZ TCR - Area Motorsport	16	20:35.400	18.838	1.584	86.29	1:07.764	13	16	10
7	45		7	Alistair CAMP	Hyundai i30 N TCR - JH Racing	16	20:35.609	19.047	0.209	86.28	1:07.714	6	5	-2
8	101		8	Sam LAIDLAW	Cupra Leon VZ TCR - Area Motorsport	16	20:36.869	20.307	1.260	86.19	1:07.953	14	2	-6
9	31		9	Matthew WILSON	Cupra Leon Competición TCR - JW Bird Motorsport	16	20:37.476	20.914	0.607	86.15	1:08.033	13	1	-8
10	81		10	Stewart LINES	Hyundai i30 N TCR - Maximum Motorsport	16	20:45.933	29.371	8.457	85.56	1:08.720	13	12	2
11	22	GEN 1	1	Rick KERRY	Cupra TCR - EDF Motorsport	16	20:55.174	38.612	9.241	84.93	1:09.048	8	15	4
12	12	GEN 1	2	Cedrich BLOCH	Audi RS3 LMS TCR DSG - Simon Green Motorsport	16	21:08.586	52.024	13.412	84.03	1:09.926	16	13	1
13	77	GEN 1	3	Mark SMITH	Cupra TCR - Richmond Fire Motorsport	16	21:17.793	1:01.231	9.207	83.43	1:10.679	10	14	1

NOT CLASSIFIED

DNF	117			Adam SHEPHERD	Cupra Leon Competición TCR - Area Motorsport with Shephe	10	13:56.921	6 Laps	6 Laps	79.61	1:07.533	6	9	
DNF	111			Ryan BENSLEY	Lynk & Co 03 TCR - Motion Motorsport	8	11:24.776	8 Laps	2 Laps	77.84	1:08.345	8	6	
DNF	15			Andrew DYER	Hyundai i30 N TCR - ARK Motorsports	1	1:20.737	15 Laps	7 Laps	82.52	1:20.737	1	11	

FASTEST LAP

16				Callum NEWSHAM	Hyundai i30 N TCR - JH Racing	12	1:06.811			99.73 mph			160.50 kph	
22	GEN 1			Rick KERRY	Cupra TCR - EDF Motorsport	8	1:09.048			96.50 mph			155.30 kph	

Weather / Track : Bright / Dry

These results are provisional until the conclusion of any judicial and technical matters.

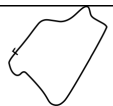
Date: 13/10/2024 Start: 13:29 Finish: 13:49

Silverstone International: 1.8508 miles

Clerk Of Course: Andy Holley

Stewards:

Timekeeper: Sarah Evans



Results can be found at www.tsl-timing.com

Printed - 13:56 Sunday, 13 October 2024



TCR UK Championship

RACE 15 - LAP CHART

LAP 1 @ 13:30:23.543			LAP 2 @ 13:31:34.097			LAP 3 @ 13:33:45.398			LAP 4 @ 13:35:56.534			LAP 5 @ 13:37:06.193		
NO	BEHIND	LAP TIME	NO	BEHIND	LAP TIME	NO	BEHIND	LAP TIME	NO	BEHIND	LAP TIME	NO	BEHIND	LAP TIME
31		1:15.040	111		1:10.037	111		2:11.301	111		2:11.136	117		1:08.975
111	0.517	1:15.557	16	0.718	1:09.951	16	1.091	2:11.674	16	0.487	2:10.532	16	0.196	1:09.368
115	1.055	1:16.095	117	1.078	1:09.838	117	2.020	2:12.243	117	0.684	2:09.800	111	0.515	1:10.174
16	1.321	1:16.361	115	1.750	1:11.249	115	2.728	2:12.279	115	1.320	2:09.728	115	0.823	1:09.162
117	1.794	1:16.834	31	2.374	1:12.928	31	3.767	2:12.694	31	2.175	2:09.544	285	2.044	1:09.195
285	3.230	1:18.270	285	2.931	1:10.255	285	4.798	2:13.168	285	2.508	2:08.846	17	2.476	1:09.055
17	3.444	1:18.484	17	3.313	1:10.423	17	5.909	2:13.897	17	3.080	2:08.307	1	3.422	1:09.206
1	4.067	1:19.107	1	3.607	1:10.094	1	7.501	2:15.195	1	3.875	2:07.510	100	3.673	1:09.092
100	4.693	1:19.733	100	4.360	1:10.221	100	8.260	2:15.201	100	4.240	2:07.116	31	4.386	1:11.870
45	4.943	1:19.983	45	7.235	1:12.846	45	9.064	2:13.130	45	5.469	2:07.541	45	4.597	1:08.787
101	5.205	1:20.245	101	8.515	1:13.864	101	10.554	2:13.340	101	6.064	2:06.646	101	6.053	1:09.648
22	5.372	1:20.412	81	10.175	1:13.869	81	11.488	2:12.614	81	6.990	2:06.638	81	7.233	1:09.902
15	5.697	1:20.737	22	10.667	1:15.849	22	12.124	2:12.758	22	7.988	2:07.000	22	8.930	1:10.601
81	6.860	1:21.900	77	12.789	1:15.528	77	13.295	2:11.807	77	9.050	2:06.891	77	13.179	1:13.788
77	7.815	1:22.855	12	17.007	1:15.001	12	15.401	2:09.695	12	9.651	2:05.386	12	14.388	1:14.396
12	12.560	1:27.600												

TCR UK Championship

RACE 15 - LAP CHART

LAP 6 @ 13:38:13.726			LAP 7 @ 13:39:21.395			LAP 8 @ 13:40:28.496			LAP 9 @ 13:41:35.592			LAP 10 @ 13:42:42.931		
NO	BEHIND	LAP TIME	NO	BEHIND	LAP TIME	NO	BEHIND	LAP TIME	NO	BEHIND	LAP TIME	NO	BEHIND	LAP TIME
117		1:07.533	16		1:07.377	16		1:07.101	16		1:07.096	16		1:07.339
16	0.292	1:07.629	117	0.785	1:08.454	117	3.544	1:09.860	17	6.210	1:08.164	17	6.924	1:08.053
111	2.772	1:09.790	111	3.539	1:08.436	111	4.783	1:08.345	115	7.670	1:08.812	115	8.865	1:08.534
285	3.088	1:08.577	17	4.426	1:08.842	17	5.142	1:07.817	1	8.883	1:09.473	1	9.965	1:08.421
115	3.220	1:09.930	115	4.885	1:09.334	115	5.954	1:08.170	117	8.897	1:12.449	285	10.687	1:08.979
17	3.253	1:08.310	285	5.170	1:09.751	1	6.506	1:08.251	285	9.047	1:09.079	100	11.142	1:09.289
1	3.610	1:07.721	1	5.356	1:09.415	285	7.064	1:08.995	100	9.192	1:08.712	45	11.331	1:09.171
100	4.194	1:08.054	100	5.660	1:09.135	100	7.576	1:09.017	45	9.499	1:08.842	101	11.626	1:08.141
45	4.778	1:07.714	45	5.871	1:08.762	45	7.753	1:08.983	101	10.824	1:08.034	31	13.723	1:08.787
31	6.519	1:09.666	31	8.028	1:09.178	101	9.886	1:08.731	31	12.275	1:08.665	81	16.423	1:09.080
101	6.909	1:08.389	101	8.256	1:09.016	31	10.706	1:09.779	81	14.682	1:09.204	22	20.858	1:11.089
81	9.041	1:09.341	81	10.375	1:09.003	81	12.574	1:09.300	22	17.108	1:09.417	117	22.493	1:20.935 P
22	11.153	1:09.756	22	12.840	1:09.356	22	14.787	1:09.048	12	28.491	1:10.269	12	31.394	1:10.242
12	18.594	1:11.739	12	21.945	1:11.020	12	25.318	1:10.474	77	32.422	1:11.523	77	35.762	1:10.679
77	19.234	1:13.588	77	23.442	1:11.877	77	27.995	1:11.654						

TCR UK Championship

RACE 15 - LAP CHART

LAP 11 @ 13:43:50.029			LAP 12 @ 13:44:56.840			LAP 13 @ 13:46:03.772			LAP 14 @ 13:47:10.882			LAP 15 @ 13:48:18.030		
NO	BEHIND	LAP TIME	NO	BEHIND	LAP TIME	NO	BEHIND	LAP TIME	NO	BEHIND	LAP TIME	NO	BEHIND	LAP TIME
16		1:07.098	16		1:06.811	16		1:06.932	16		1:07.110	16		1:07.148
17	7.851	1:08.025	17	8.894	1:07.854	17	10.012	1:08.050	17	10.934	1:08.032	17	11.723	1:07.937
115	9.908	1:08.141	115	11.282	1:08.185	115	12.442	1:08.092	115	13.628	1:08.296	115	14.803	1:08.323
1	11.110	1:08.243	1	12.070	1:07.771	1	13.392	1:08.254	1	14.185	1:07.903	1	15.077	1:08.040
285	11.400	1:07.811	285	12.703	1:08.114	285	13.831	1:08.060	285	14.722	1:08.001	285	15.979	1:08.405
100	12.098	1:08.054	100	13.312	1:08.025	100	14.144	1:07.764	100	15.490	1:08.456	100	17.179	1:08.837
45	12.270	1:08.037	45	13.571	1:08.112	45	14.539	1:07.900	45	15.636	1:08.207	45	17.493	1:09.005
101	13.177	1:08.649	101	15.343	1:08.977	101	16.588	1:08.177	101	17.431	1:07.953	101	18.980	1:08.697
31	15.034	1:08.409	31	16.490	1:08.267	31	17.591	1:08.033	31	18.872	1:08.391	31	19.870	1:08.146
81	18.504	1:09.179	81	20.419	1:08.726	81	22.207	1:08.720	81	24.533	1:09.436	81	26.504	1:09.119
22	24.092	1:10.332	22	27.999	1:10.718	22	31.151	1:10.084	22	33.581	1:09.540	22	35.951	1:09.518
12	35.379	1:11.083	12	38.939	1:10.371	12	42.439	1:10.432	12	45.956	1:10.627	12	49.133	1:10.325
77	39.911	1:11.247	77	45.125	1:12.025	77	49.510	1:11.317	77	53.253	1:10.853	77	57.094	1:10.989

TCR UK Championship

RACE 15 - LAP CHART

LAP 16 @ 13:49:25.065

NO	BEHIND	LAP TIME
16		1:07.035
17	12.511	1:07.823
115	16.313	1:08.545
1	16.520	1:08.478
285	17.254	1:08.310
100	18.838	1:08.694
45	19.047	1:08.589
101	20.307	1:08.362
31	20.914	1:08.079
81	29.371	1:09.902
22	38.612	1:09.696
12	52.024	1:09.926
77	1:01.231	1:11.172

TCR UK Championship

RACE 15 - LAP ANALYSIS

DIFF = Difference To Personal Best Lap

P1 16 Callum NEWSHAM				
LAP	LAP TIME	DIFF	MPH	TIME OF DAY
1 -	1:16.361	9.550	87.25	13:30:24.864
2 -	1:09.951	3.140	95.25	13:31:34.815
3 -	2:11.674	1:04.863	50.60	13:33:46.489
4 -	2:10.532	1:03.721	51.04	13:35:57.021
5 -	1:09.368	2.557	96.05	13:37:06.389
6 -	1:07.629	0.818	98.52	13:38:14.018
7 -	1:07.377	0.566	98.89	13:39:21.395
8 -	1:07.101	0.290	99.30	13:40:28.496
9 -	1:07.096	0.285	99.30	13:41:35.592
10 -	1:07.339	0.528	98.95	13:42:42.931
11 -	1:07.098	0.287	99.30	13:43:50.029
12 -	1:06.811 (1)		99.73	13:44:56.840
13 -	1:06.932 (2)	0.121	99.55	13:46:03.772
14 -	1:07.110	0.299	99.28	13:47:10.882
15 -	1:07.148	0.337	99.23	13:48:18.030
16 -	1:07.035 (3)	0.224	99.39	13:49:25.065

P2 17 Brad HUTCHISON				
LAP	LAP TIME	DIFF	MPH	TIME OF DAY
1 -	1:18.484	10.667	84.89	13:30:26.987
2 -	1:10.423	2.606	94.61	13:31:37.410
3 -	2:13.897	1:06.080	49.76	13:33:51.307
4 -	2:08.307	1:00.490	51.93	13:35:59.614
5 -	1:09.055	1.238	96.49	13:37:08.669
6 -	1:08.310	0.493	97.54	13:38:16.979
7 -	1:08.842	1.025	96.79	13:39:25.821
8 -	1:07.817 (1)		98.25	13:40:33.638
9 -	1:08.164	0.347	97.75	13:41:41.802
10 -	1:08.053	0.236	97.91	13:42:49.855
11 -	1:08.025	0.208	97.95	13:43:57.880
12 -	1:07.854 (3)	0.037	98.19	13:45:05.734
13 -	1:08.050	0.233	97.91	13:46:13.784
14 -	1:08.032	0.215	97.94	13:47:21.816
15 -	1:07.937	0.120	98.07	13:48:29.753
16 -	1:07.823 (2)	0.006	98.24	13:49:37.576

P3 115 Luke SARGEANT				
LAP	LAP TIME	DIFF	MPH	TIME OF DAY
1 -	1:16.095	8.003	87.56	13:30:24.598
2 -	1:11.249	3.157	93.52	13:31:35.847
3 -	2:12.279	1:04.187	50.37	13:33:48.126
4 -	2:09.728	1:01.636	51.36	13:35:57.854
5 -	1:09.162	1.070	96.34	13:37:07.016
6 -	1:09.930	1.838	95.28	13:38:16.946
7 -	1:09.334	1.242	96.10	13:39:26.280
8 -	1:08.170 (3)	0.078	97.74	13:40:34.450
9 -	1:08.812	0.720	96.83	13:41:43.262
10 -	1:08.534	0.442	97.22	13:42:51.796
11 -	1:08.141 (2)	0.049	97.78	13:43:59.937
12 -	1:08.185	0.093	97.72	13:45:08.122
13 -	1:08.092 (1)		97.85	13:46:16.214
14 -	1:08.296	0.204	97.56	13:47:24.510
15 -	1:08.323	0.231	97.52	13:48:32.833
16 -	1:08.545	0.453	97.20	13:49:41.378

P4 1 Carl BOARDLEY				
LAP	LAP TIME	DIFF	MPH	TIME OF DAY
1 -	1:19.107	11.386	84.23	13:30:27.610
2 -	1:10.094	2.373	95.06	13:31:37.704
3 -	2:15.195	1:07.474	49.28	13:33:52.899

DIFF = Difference To Personal Best Lap

4 -	2:07.510	59.789	52.25	13:36:00.409
5 -	1:09.206	1.485	96.28	13:37:09.615
6 -	1:07.721 (1)		98.39	13:38:17.336
7 -	1:09.415	1.694	95.99	13:39:26.751
8 -	1:08.251	0.530	97.62	13:40:35.002
9 -	1:09.473	1.752	95.91	13:41:44.475
10 -	1:08.421	0.700	97.38	13:42:52.896
11 -	1:08.243	0.522	97.63	13:44:01.139
12 -	1:07.771 (2)	0.050	98.31	13:45:08.910
13 -	1:08.254	0.533	97.62	13:46:17.164
14 -	1:07.903 (3)	0.182	98.12	13:47:25.067
15 -	1:08.040	0.319	97.93	13:48:33.107
16 -	1:08.478	0.757	97.30	13:49:41.585

P5 285 Darron LEWIS				
LAP	LAP TIME	DIFF	MPH	TIME OF DAY
1 -	1:18.270	10.459	85.13	13:30:26.773
2 -	1:10.255	2.444	94.84	13:31:37.028
3 -	2:13.168	1:05.357	50.03	13:33:50.196
4 -	2:08.846	1:01.035	51.71	13:35:59.042
5 -	1:09.195	1.384	96.29	13:37:08.237
6 -	1:08.577	0.766	97.16	13:38:16.814
7 -	1:09.751	1.940	95.52	13:39:26.565
8 -	1:08.995	1.184	96.57	13:40:35.560
9 -	1:09.079	1.268	96.45	13:41:44.639
10 -	1:08.979	1.168	96.59	13:42:53.618
11 -	1:07.811 (1)		98.26	13:44:01.429
12 -	1:08.114	0.303	97.82	13:45:09.543
13 -	1:08.060 (3)	0.249	97.90	13:46:17.603
14 -	1:08.001 (2)	0.190	97.98	13:47:25.604
15 -	1:08.405	0.594	97.40	13:48:34.009
16 -	1:08.310	0.499	97.54	13:49:42.319

P6 100 Steven LAIDLAW				
LAP	LAP TIME	DIFF	MPH	TIME OF DAY
1 -	1:19.733	11.969	83.56	13:30:28.236
2 -	1:10.221	2.457	94.88	13:31:38.457
3 -	2:15.201	1:07.437	49.28	13:33:53.658
4 -	2:07.116	59.352	52.41	13:36:00.774
5 -	1:09.092	1.328	96.43	13:37:09.866
6 -	1:08.054 (3)	0.290	97.91	13:38:17.920
7 -	1:09.135	1.371	96.37	13:39:27.055
8 -	1:09.017	1.253	96.54	13:40:36.072
9 -	1:08.712	0.948	96.97	13:41:44.784
10 -	1:09.289	1.525	96.16	13:42:54.073
11 -	1:08.054 (3)	0.290	97.91	13:44:02.127
12 -	1:08.025 (2)	0.261	97.95	13:45:10.152
13 -	1:07.764 (1)		98.32	13:46:17.916
14 -	1:08.456	0.692	97.33	13:47:26.372
15 -	1:08.837	1.073	96.79	13:48:35.209
16 -	1:08.694	0.930	96.99	13:49:43.903

P7 45 Alistair CAMP				
LAP	LAP TIME	DIFF	MPH	TIME OF DAY
1 -	1:19.983	12.269	83.30	13:30:28.486
2 -	1:12.846	5.132	91.47	13:31:41.332
3 -	2:13.130	1:05.416	50.05	13:33:54.462
4 -	2:07.541	59.827	52.24	13:36:02.003
5 -	1:08.787	1.073	96.86	13:37:10.790
6 -	1:07.714 (1)		98.40	13:38:18.504
7 -	1:08.762	1.048	96.90	13:39:27.266
8 -	1:08.983	1.269	96.59	13:40:36.249
9 -	1:08.842	1.128	96.79	13:41:45.091

TCR UK Championship

RACE 15 - LAP ANALYSIS

DIFF = Difference To Personal Best Lap

10 -	1:09.171	1.457	96.32	13:42:54.262
11 -	1:08.037 (3)	0.323	97.93	13:44:02.299
12 -	1:08.112	0.398	97.82	13:45:10.411
13 -	1:07.900 (2)	0.186	98.13	13:46:18.311
14 -	1:08.207	0.493	97.69	13:47:26.518
15 -	1:09.005	1.291	96.56	13:48:35.523
16 -	1:08.589	0.875	97.14	13:49:44.112

P8 101 Sam LAIDLAW

LAP	LAP TIME	DIFF	MPH	TIME OF DAY
1 -	1:20.245	12.292	83.03	13:30:28.748
2 -	1:13.864	5.911	90.20	13:31:42.612
3 -	2:13.340	1:05.387	49.97	13:33:55.952
4 -	2:06.646	58.693	52.61	13:36:02.598
5 -	1:09.648	1.695	95.67	13:37:12.246
6 -	1:08.389	0.436	97.43	13:38:20.635
7 -	1:09.016	1.063	96.54	13:39:29.651
8 -	1:08.731	0.778	96.94	13:40:38.382
9 -	1:08.034 (2)	0.081	97.93	13:41:46.416
10 -	1:08.141 (3)	0.188	97.78	13:42:54.557
11 -	1:08.649	0.696	97.06	13:44:03.206
12 -	1:08.977	1.024	96.60	13:45:12.183
13 -	1:08.177	0.224	97.73	13:46:20.360
14 -	1:07.953 (1)		98.05	13:47:28.313
15 -	1:08.697	0.744	96.99	13:48:37.010
16 -	1:08.362	0.409	97.46	13:49:45.372

P9 31 Matthew WILSON

LAP	LAP TIME	DIFF	MPH	TIME OF DAY
1 -	1:15.040	7.007	88.79	13:30:23.543
2 -	1:12.928	4.895	91.36	13:31:36.471
3 -	2:12.694	1:04.661	50.21	13:33:49.165
4 -	2:09.544	1:01.511	51.43	13:35:58.709
5 -	1:11.870	3.837	92.71	13:37:10.579
6 -	1:09.666	1.633	95.64	13:38:20.245
7 -	1:09.178	1.145	96.32	13:39:29.423
8 -	1:09.779	1.746	95.49	13:40:39.202
9 -	1:08.665	0.632	97.03	13:41:47.867
10 -	1:08.787	0.754	96.86	13:42:56.654
11 -	1:08.409	0.376	97.40	13:44:05.063
12 -	1:08.267	0.234	97.60	13:45:13.330
13 -	1:08.033 (1)		97.94	13:46:21.363
14 -	1:08.391	0.358	97.42	13:47:29.754
15 -	1:08.146 (3)	0.113	97.77	13:48:37.900
16 -	1:08.079 (2)	0.046	97.87	13:49:45.979

P10 81 Stewart LINES

LAP	LAP TIME	DIFF	MPH	TIME OF DAY
1 -	1:21.900	13.180	81.35	13:30:30.403
2 -	1:13.869	5.149	90.20	13:31:44.272
3 -	2:12.614	1:03.894	50.24	13:33:56.886
4 -	2:06.638	57.918	52.61	13:36:03.524
5 -	1:09.902	1.182	95.32	13:37:13.426
6 -	1:09.341	0.621	96.09	13:38:22.767
7 -	1:09.003 (3)	0.283	96.56	13:39:31.770
8 -	1:09.300	0.580	96.15	13:40:41.070
9 -	1:09.204	0.484	96.28	13:41:50.274
10 -	1:09.080	0.360	96.45	13:42:59.354
11 -	1:09.179	0.459	96.31	13:44:08.533
12 -	1:08.726 (2)	0.006	96.95	13:45:17.259
13 -	1:08.720 (1)		96.96	13:46:25.979
14 -	1:09.436	0.716	95.96	13:47:35.415
15 -	1:09.119	0.399	96.40	13:48:44.534

DIFF = Difference To Personal Best Lap

16 -	1:09.902	1.182	95.32	13:49:54.436
------	----------	-------	-------	--------------

P11 22 Rick KERRY

LAP	LAP TIME	DIFF	MPH	TIME OF DAY
1 -	1:20.412	11.364	82.86	13:30:28.915
2 -	1:15.849	6.801	87.84	13:31:44.764
3 -	2:12.758	1:03.710	50.19	13:33:57.522
4 -	2:07.000	57.952	52.46	13:36:04.522
5 -	1:10.601	1.553	94.37	13:37:15.123
6 -	1:09.756	0.708	95.52	13:38:24.879
7 -	1:09.356 (2)	0.308	96.07	13:39:34.235
8 -	1:09.048 (1)		96.50	13:40:43.283
9 -	1:09.417 (3)	0.369	95.98	13:41:52.700
10 -	1:11.089	2.041	93.73	13:43:03.789
11 -	1:10.332	1.284	94.73	13:44:14.121
12 -	1:10.718	1.670	94.22	13:45:24.839
13 -	1:10.084	1.036	95.07	13:46:34.923
14 -	1:09.540	0.492	95.81	13:47:44.463
15 -	1:09.518	0.470	95.84	13:48:53.981
16 -	1:09.696	0.648	95.60	13:50:03.677

P12 12 Cedrich BLOCH

LAP	LAP TIME	DIFF	MPH	TIME OF DAY
1 -	1:27.600	17.674	76.06	13:30:36.103
2 -	1:15.001	5.075	88.84	13:31:51.104
3 -	2:09.695	59.769	51.37	13:34:00.799
4 -	2:05.386	55.460	53.14	13:36:06.185
5 -	1:14.396	4.470	89.56	13:37:20.581
6 -	1:11.739	1.813	92.88	13:38:32.320
7 -	1:11.020	1.094	93.82	13:39:43.340
8 -	1:10.474	0.548	94.54	13:40:53.814
9 -	1:10.269 (3)	0.343	94.82	13:42:04.083
10 -	1:10.242 (2)	0.316	94.86	13:43:14.325
11 -	1:11.083	1.157	93.73	13:44:25.408
12 -	1:10.371	0.445	94.68	13:45:35.779
13 -	1:10.432	0.506	94.60	13:46:46.211
14 -	1:10.627	0.701	94.34	13:47:56.838
15 -	1:10.325	0.399	94.74	13:49:07.163
16 -	1:09.926 (1)		95.28	13:50:17.089

P13 77 Mark SMITH

LAP	LAP TIME	DIFF	MPH	TIME OF DAY
1 -	1:22.855	12.176	80.41	13:30:31.358
2 -	1:15.528	4.849	88.22	13:31:46.886
3 -	2:11.807	1:01.128	50.55	13:33:58.693
4 -	2:06.891	56.212	52.51	13:36:05.584
5 -	1:13.788	3.109	90.30	13:37:19.372
6 -	1:13.588	2.909	90.54	13:38:32.960
7 -	1:11.877	1.198	92.70	13:39:44.837
8 -	1:11.654	0.975	92.99	13:40:56.491
9 -	1:11.523	0.844	93.16	13:42:08.014
10 -	1:10.679 (1)		94.27	13:43:18.693
11 -	1:11.247	0.568	93.52	13:44:29.940
12 -	1:12.025	1.346	92.51	13:45:41.965
13 -	1:11.317	0.638	93.43	13:46:53.282
14 -	1:10.853 (2)	0.174	94.04	13:48:04.135
15 -	1:10.989 (3)	0.310	93.86	13:49:15.124
16 -	1:11.172	0.493	93.62	13:50:26.296

P14 117 Adam SHEPHERD

LAP	LAP TIME	DIFF	MPH	TIME OF DAY
1 -	1:16.834	9.301	86.72	13:30:25.337

TCR UK Championship

RACE 15 - LAP ANALYSIS

DIFF = Difference To Personal Best Lap

2 -	1:09.838	2.305	95.40	13:31:35.175
3 -	2:12.243	1:04.710	50.38	13:33:47.418
4 -	2:09.800	1:02.267	51.33	13:35:57.218
5 -	1:08.975 (3)	1.442	96.60	13:37:06.193
6 -	1:07.533 (1)		98.66	13:38:13.726
7 -	1:08.454 (2)	0.921	97.33	13:39:22.180
8 -	1:09.860	2.327	95.37	13:40:32.040
9 -	1:12.449	4.916	91.97	13:41:44.489
10 -	1:20.935 P	13.402	82.32	13:43:05.424

P15 111 Ryan BENSLEY

LAP	LAP TIME	DIFF	MPH	TIME OF DAY
1 -	1:15.557	7.212	88.18	13:30:24.060
2 -	1:10.037	1.692	95.13	13:31:34.097
3 -	2:11.301	1:02.956	50.74	13:33:45.398
4 -	2:11.136	1:02.791	50.81	13:35:56.534
5 -	1:10.174	1.829	94.95	13:37:06.708
6 -	1:09.790 (3)	1.445	95.47	13:38:16.498
7 -	1:08.436 (2)	0.091	97.36	13:39:24.934
8 -	1:08.345 (1)		97.49	13:40:33.279

P16 15 Andrew DYER

LAP	LAP TIME	DIFF	MPH	TIME OF DAY
1 -	1:20.737 (1)		82.52	13:30:29.240

TCR UK Championship

RACE 15 - STATISTICS

Competitors Started	16
Planned Start	2024-10-13 @ 13:35:00.000
Actual Start	2024-10-13 @ 13:29:08.502
Finish Time	2024-10-13 @ 13:49:25.064
Track Length	1.8508mi.
Total Laps	227
Total Distance Covered	420.1536mi.

Session Fastest Lap History

NO	CL	NAME	LAP TIME	TIME OF DAY	LAP	VEHICLE
31		Matthew WILSON	1:15.040	13:30:23.554	1	Cupra Leon Competición TCR
111		Ryan BENSLEY	1:10.037	13:31:34.113	2	Lynk & Co 03 TCR
16		Callum NEWSHAM	1:09.951	13:31:34.887	2	Hyundai i30 N TCR
117		Adam SHEPHERD	1:09.838	13:31:35.181	2	Cupra Leon Competición TCR
117		Adam SHEPHERD	1:08.975	13:37:06.201	5	Cupra Leon Competición TCR
45		Alistair CAMP	1:08.787	13:37:10.799	5	Hyundai i30 N TCR
117		Adam SHEPHERD	1:07.533	13:38:13.735	6	Cupra Leon Competición TCR
16		Callum NEWSHAM	1:07.377	13:39:21.449	7	Hyundai i30 N TCR
16		Callum NEWSHAM	1:07.101	13:40:28.550	8	Hyundai i30 N TCR
16		Callum NEWSHAM	1:07.096	13:41:35.646	9	Hyundai i30 N TCR
16		Callum NEWSHAM	1:06.811	13:44:56.894	12	Hyundai i30 N TCR

Session Leader History

NO	CL	NAME	FROM LAP	LAPS LED	DISTANCE	VEHICLE
31		Matthew WILSON	1	1	1.85 miles	Cupra Leon Competición TCR
111		Ryan BENSLEY	2	3	5.55 miles	Lynk & Co 03 TCR
117		Adam SHEPHERD	5	2	3.70 miles	Cupra Leon Competición TCR
16		Callum NEWSHAM	7	10	18.50 miles	Hyundai i30 N TCR

Flag History

TYPE	TIME OF DAY
GREEN	13:29:08.502
SAFETY	13:31:28.278
GREEN	13:35:55.127
FINISH	13:49:25.064

Flag Statistics

TYPE	COUNT	TOTAL LAPS	TOTAL TIME
Green	2	14	16:56.928
Red	0	0	0.000
Safety Car	1	2	4:26.848
FCY	0	0	0.000

TCR UK Championship

RACE 15 - STATISTICS

CLASS :

13 Starters

Fastest Lap History

NO	NAME	LAP TIME	TIME OF DAY	LAP	VEHICLE
31	Matthew WILSON	1:15.040	13:30:23.554	1	Cupra Leon Competición TCR
111	Ryan BENSLEY	1:10.037	13:31:34.113	2	Lynk & Co 03 TCR
16	Callum NEWSHAM	1:09.951	13:31:34.887	2	Hyundai i30 N TCR
117	Adam SHEPHERD	1:09.838	13:31:35.181	2	Cupra Leon Competición TCR
117	Adam SHEPHERD	1:08.975	13:37:06.201	5	Cupra Leon Competición TCR
45	Alistair CAMP	1:08.787	13:37:10.799	5	Hyundai i30 N TCR
117	Adam SHEPHERD	1:07.533	13:38:13.735	6	Cupra Leon Competición TCR
16	Callum NEWSHAM	1:07.377	13:39:21.449	7	Hyundai i30 N TCR
16	Callum NEWSHAM	1:07.101	13:40:28.550	8	Hyundai i30 N TCR
16	Callum NEWSHAM	1:07.096	13:41:35.646	9	Hyundai i30 N TCR
16	Callum NEWSHAM	1:06.811	13:44:56.894	12	Hyundai i30 N TCR

Leader History

NO	NAME	FROM LAP	LAPS LED	DISTANCE	VEHICLE
31	Matthew WILSON	1	1	1.85 miles	Cupra Leon Competición TCR
111	Ryan BENSLEY	2	3	5.55 miles	Lynk & Co 03 TCR
117	Adam SHEPHERD	5	2	3.70 miles	Cupra Leon Competición TCR
16	Callum NEWSHAM	7	10	18.50 miles	Hyundai i30 N TCR

TCR UK Championship

RACE 15 - STATISTICS

CLASS : GEN 1

3 Starters

Fastest Lap History

NO	NAME	LAP TIME	TIME OF DAY	LAP	VEHICLE
22	Rick KERRY	1:20.412	13:30:28.927	1	Cupra TCR
22	Rick KERRY	1:15.849	13:31:44.764	2	Cupra TCR
77	Mark SMITH	1:15.528	13:31:46.886	2	Cupra TCR
12	Cedrich BLOCH	1:15.001	13:31:51.104	2	Audi RS3 LMS TCR DSG
22	Rick KERRY	1:10.601	13:37:15.135	5	Cupra TCR
22	Rick KERRY	1:09.756	13:38:24.890	6	Cupra TCR
22	Rick KERRY	1:09.356	13:39:34.246	7	Cupra TCR
22	Rick KERRY	1:09.048	13:40:43.294	8	Cupra TCR

Leader History

NO	NAME	FROM LAP	LAPS LED	DISTANCE	VEHICLE
22	Rick KERRY	1	16	29.61 miles	Cupra TCR

TCR UK Championship
RACE 22 - CLASSIFICATION
Race Distance: 18 Laps / 33.31 miles

POS	NO	CL	PIC	NAME	ENTRY	LAPS	TIME	GAP	DIFF	MPH	BEST	ON	GRD	↑↓
1	17		1	Brad HUTCHISON	Cupra Leon Competición TCR - Bond It with MPH Racing	18	20:33.275			97.25	1:07.673	5	3	2
2	100		2	Steven LAIDLAW	Cupra Leon VZ TCR - Area Motorsport	18	20:35.606	2.331	2.331	97.06	1:07.644	8	9	7
3	115		3	Luke SARGEANT	Audi RS3 LMS TCR Gen 2 - RS Vehicle Sales	18	20:38.870	5.595	3.264	96.81	1:07.915	5	8	5
4	1		4	Carl BOARDLEY	Cupra Leon Competición TCR - CBM With Hart GT	18	20:45.328	12.053	6.458	96.31	1:08.143	6	5	1
5	45*		5	Alistair CAMP	Hyundai i30 N TCR - JH Racing	18	20:45.743	12.468	0.415	96.27	1:07.588	6	4	-1
6	101		6	Sam LAIDLAW	Cupra Leon VZ TCR - Area Motorsport	18	20:46.119	12.844	0.376	96.24	1:07.661	7	12	6
7	31		7	Matthew WILSON	Cupra Leon Competición TCR - JW Bird Motorsport	18	21:03.014	29.739	16.895	94.96	1:08.505	18	10	3
8	77	GEN 1	1	Mark SMITH	Cupra TCR - Richmond Fire Motorsport	18	21:32.238	58.963	29.224	92.81	1:10.272	6	15	7
9	12	GEN 1	2	Cedrich BLOCH	Audi RS3 LMS TCR DSG - Simon Green Motorsport	18	21:34.635	1:01.360	2.397	92.64	1:10.479	6	16	7

NOT CLASSIFIED

DNF	117			Adam SHEPHERD	Cupra Leon Competición TCR - Area Motorsport with Shephe	11	12:39.800	7 Laps	7 Laps	96.46	1:07.467	6	2	
DNF	81			Stewart LINES	Hyundai i30 N TCR - Maximum Motorsport	9	10:52.172	9 Laps	2 Laps	91.95	1:10.103	5	14	
DNF	285			Darron LEWIS	Hyundai i30 N TCR - DLR with JH Racing	7	8:19.437	11 Laps	2 Laps	93.39	1:07.893	6	7	
DNF	16			Callum NEWSHAM	Hyundai i30 N TCR - JH Racing	1	2:09.359	17 Laps	6 Laps	51.50			1	
DNF	15			Andrew DYER	Hyundai i30 N TCR - ARK Motorsports	0							11	

NOT STARTED

NS	111			Ryan BENSLEY	Lynk & Co 03 TCR - Motion Motorsport									6
NS	22	GEN 1		Rick KERRY	Cupra TCR - EDF Motorsport									13

FASTEST LAP

	117			Adam SHEPHERD	Cupra Leon Competición TCR - Area Motorsport with Shephe	6	1:07.467			98.76 mph				158.94 kph
	77	GEN 1		Mark SMITH	Cupra TCR - Richmond Fire Motorsport	6	1:10.272			94.82 mph				152.59 kph

Comments: Car 45 - 10 second penalty - Starting procedure infraction

Weather / Track : Cloudy / Dry

These results are provisional until the conclusion of any judicial and technical matters.

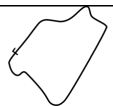
Date: 13/10/2024 Start: 17:19 Finish: 17:40

Silverstone International: 1.8508 miles

Clerk Of Course: Andy Holley

Stewards:

Timekeeper: Sarah Evans



Results can be found at www.tsl-timing.com

Printed - 17:43 Sunday, 13 October 2024



TCR UK Championship

RACE 22 - LAP CHART

LAP 1 @ 17:20:47.221			LAP 2 @ 17:21:55.762			LAP 3 @ 17:23:03.477			LAP 4 @ 17:24:11.346			LAP 5 @ 17:25:18.844		
NO	BEHIND	LAP TIME	NO	BEHIND	LAP TIME	NO	BEHIND	LAP TIME	NO	BEHIND	LAP TIME	NO	BEHIND	LAP TIME
117		1:12.156	117		1:08.541	117		1:07.715	117		1:07.869	117		1:07.498
17	2.969	1:15.125	17	2.902	1:08.474	17	3.309	1:08.122	17	3.322	1:07.882	17	3.497	1:07.673
100	3.341	1:15.497	100	4.284	1:09.484	100	5.470	1:08.901	100	6.128	1:08.527	100	6.464	1:07.834
45	3.796	1:15.952	45	4.838	1:09.583	45	5.984	1:08.861	45	6.345	1:08.230	45	7.053	1:08.206
1	5.071	1:17.227	1	6.947	1:10.417	115	8.189	1:08.446	115	8.342	1:08.022	115	8.759	1:07.915
115	5.313	1:17.469	115	7.458	1:10.686	285	9.140	1:09.199	285	9.305	1:08.034	285	9.722	1:07.915
285	5.497	1:17.653	285	7.656	1:10.700	1	9.508	1:10.276	1	10.502	1:08.863	1	11.286	1:08.282
31	6.095	1:18.251	31	8.204	1:10.650	31	10.900	1:10.411	31	12.586	1:09.555	101	15.740	1:09.652
81	6.630	1:18.786	81	8.490	1:10.401	81	11.609	1:10.834	101	13.586	1:09.303	81	16.528	1:10.103
101	10.855	1:23.011	101	11.379	1:09.065	101	12.152	1:08.488	81	13.923	1:10.183	31	16.865	1:11.777
77	11.314	1:23.470	77	16.719	1:13.946	77	21.726	1:12.722	77	25.134	1:11.277	77	28.434	1:10.798
12	11.523	1:23.679	12	17.407	1:14.425	12	22.785	1:13.093	12	26.541	1:11.625	12	30.045	1:11.002
16	57.203	2:09.359 P												

TCR UK Championship

RACE 22 - LAP CHART

LAP 6 @ 17:26:26.311			LAP 7 @ 17:27:34.274			LAP 8 @ 17:28:43.480			LAP 9 @ 17:29:52.256			LAP 10 @ 17:31:01.506		
NO	BEHIND	LAP TIME	NO	BEHIND	LAP TIME	NO	BEHIND	LAP TIME	NO	BEHIND	LAP TIME	NO	BEHIND	LAP TIME
117		1:07.467	117		1:07.963	117		1:09.206	117		1:08.776	17		1:08.081
17	3.874	1:07.844	17	3.687	1:07.776	17	2.195	1:07.714	17	1.169	1:07.750	117	1.157	1:10.407
100	6.884	1:07.887	100	6.998	1:08.077	100	5.436	1:07.644	100	4.425	1:07.765	100	3.239	1:08.064
45	7.174	1:07.588	45	7.293	1:08.082	45	5.762	1:07.675	45	4.901	1:07.915	45	3.837	1:08.186
115	9.266	1:07.974	115	9.485	1:08.182	115	8.217	1:07.938	115	7.688	1:08.247	115	6.667	1:08.229
285	10.148	1:07.893	1	12.177	1:08.178	1	11.301	1:08.330	1	10.870	1:08.345	1	10.337	1:08.717
1	11.962	1:08.143	101	16.246	1:07.661	101	15.106	1:08.066	101	14.591	1:08.261	101	13.656	1:08.315
101	16.548	1:08.275	285	20.228	1:18.043 P	31	23.220	1:09.154	31	24.073	1:09.629	31	23.862	1:09.039
81	20.053	1:10.992	31	23.272	1:10.973	81	25.709	1:10.683	81	34.981	1:18.048 P	77	39.201	1:10.465
31	20.262	1:10.864	81	24.232	1:12.142	77	36.302	1:10.878	77	37.986	1:10.460	12	40.965	1:10.665
77	31.239	1:10.272	77	34.630	1:11.354	12	37.149	1:10.601	12	39.550	1:11.177			
12	33.057	1:10.479	12	35.754	1:10.660									

TCR UK Championship

RACE 22 - LAP CHART

LAP 11 @ 17:32:09.489			LAP 12 @ 17:33:17.783			LAP 13 @ 17:34:25.945			LAP 14 @ 17:35:34.134			LAP 15 @ 17:36:42.209		
NO	BEHIND	LAP TIME	NO	BEHIND	LAP TIME	NO	BEHIND	LAP TIME	NO	BEHIND	LAP TIME	NO	BEHIND	LAP TIME
17		1:07.983	17		1:08.294	17		1:08.162	17		1:08.189	17		1:08.075
100	3.376	1:08.120	100	3.021	1:07.939	100	2.661	1:07.802	100	2.461	1:07.989	100	2.840	1:08.454
45	3.792	1:07.938	45	3.284	1:07.786	45	2.897	1:07.775	45	2.831	1:08.123	45	3.078	1:08.322
117	5.376	1:12.202 P	115	6.680	1:08.205	115	6.646	1:08.128	115	6.664	1:08.207	115	6.934	1:08.345
115	6.769	1:08.085	1	11.038	1:08.464	1	11.360	1:08.484	1	11.741	1:08.570	1	12.380	1:08.714
1	10.868	1:08.514	101	13.956	1:08.261	101	13.877	1:08.083	101	13.815	1:08.127	101	14.521	1:08.781
101	13.989	1:08.316	31	26.095	1:09.280	31	26.960	1:09.027	31	28.391	1:09.620	31	29.267	1:08.951
31	25.109	1:09.230	77	44.108	1:10.398	77	46.660	1:10.714	77	49.323	1:10.852	77	52.366	1:11.118
77	42.004	1:10.786	12	45.799	1:10.555	12	48.432	1:10.795	12	50.972	1:10.729	12	53.550	1:10.653
12	43.538	1:10.556												

TCR UK Championship

RACE 22 - LAP CHART

LAP 16 @ 17:37:50.866			LAP 17 @ 17:38:59.474			LAP 18 @ 17:40:08.340		
NO	BEHIND	LAP TIME	NO	BEHIND	LAP TIME	NO	BEHIND	LAP TIME
17		1:08.657	17		1:08.608	17		1:08.866
100	2.213	1:08.030	100	2.731	1:09.126	100	2.331	1:08.466
45	2.648	1:08.227	45	2.961	1:08.921	45	2.468	1:08.373
115	6.531	1:08.254	115	6.087	1:08.164	115	5.595	1:08.374
1	12.350	1:08.627	1	12.491	1:08.749	1	12.053	1:08.428
101	14.078	1:08.214	101	13.446	1:07.976	101	12.844	1:08.264
31	29.597	1:08.987	31	30.100	1:09.111	31	29.739	1:08.505
77	54.948	1:11.239	77	57.144	1:10.804	77	58.963	1:10.685
12	57.010	1:12.117	12	59.613	1:11.211	12	1:01.360	1:10.613

TCR UK Championship

RACE 22 - LAP ANALYSIS

DIFF = Difference To Personal Best Lap

P1 17 Brad HUTCHISON				
LAP	LAP TIME	DIFF	MPH	TIME OF DAY
1 -	1:15.125	7.452	88.69	17:20:50.190
2 -	1:08.474	0.801	97.31	17:21:58.664
3 -	1:08.122	0.449	97.81	17:23:06.786
4 -	1:07.882	0.209	98.15	17:24:14.668
5 -	1:07.673 (1)		98.46	17:25:22.341
6 -	1:07.844	0.171	98.21	17:26:30.185
7 -	1:07.776	0.103	98.31	17:27:37.961
8 -	1:07.714 (2)	0.041	98.40	17:28:45.675
9 -	1:07.750 (3)	0.077	98.35	17:29:53.425
10 -	1:08.081	0.408	97.87	17:31:01.506
11 -	1:07.983	0.310	98.01	17:32:09.489
12 -	1:08.294	0.621	97.56	17:33:17.783
13 -	1:08.162	0.489	97.75	17:34:25.945
14 -	1:08.189	0.516	97.71	17:35:34.134
15 -	1:08.075	0.402	97.88	17:36:42.209
16 -	1:08.657	0.984	97.05	17:37:50.866
17 -	1:08.608	0.935	97.12	17:38:59.474
18 -	1:08.866	1.193	96.75	17:40:08.340

P2 100 Steven LAIDLAW				
LAP	LAP TIME	DIFF	MPH	TIME OF DAY
1 -	1:15.497	7.853	88.25	17:20:50.562
2 -	1:09.484	1.840	95.89	17:22:00.046
3 -	1:08.901	1.257	96.70	17:23:08.947
4 -	1:08.527	0.883	97.23	17:24:17.474
5 -	1:07.834	0.190	98.22	17:25:25.308
6 -	1:07.887	0.243	98.15	17:26:33.195
7 -	1:08.077	0.433	97.87	17:27:41.272
8 -	1:07.644 (1)		98.50	17:28:48.916
9 -	1:07.765 (2)	0.121	98.32	17:29:56.681
10 -	1:08.064	0.420	97.89	17:31:04.745
11 -	1:08.120	0.476	97.81	17:32:12.865
12 -	1:07.939	0.295	98.07	17:33:20.804
13 -	1:07.802 (3)	0.158	98.27	17:34:28.606
14 -	1:07.989	0.345	98.00	17:35:36.595
15 -	1:08.454	0.810	97.33	17:36:45.049
16 -	1:08.030	0.386	97.94	17:37:53.079
17 -	1:09.126	1.482	96.39	17:39:02.205
18 -	1:08.466	0.822	97.32	17:40:10.671

P3 115 Luke SARGEANT				
LAP	LAP TIME	DIFF	MPH	TIME OF DAY
1 -	1:17.469	9.554	86.01	17:20:52.534
2 -	1:10.686	2.771	94.26	17:22:03.220
3 -	1:08.446	0.531	97.35	17:23:11.666
4 -	1:08.022	0.107	97.95	17:24:19.688
5 -	1:07.915 (1)		98.11	17:25:27.603
6 -	1:07.974 (3)	0.059	98.02	17:26:35.577
7 -	1:08.182	0.267	97.72	17:27:43.759
8 -	1:07.938 (2)	0.023	98.07	17:28:51.697
9 -	1:08.247	0.332	97.63	17:29:59.944
10 -	1:08.229	0.314	97.65	17:31:08.173
11 -	1:08.085	0.170	97.86	17:32:16.258
12 -	1:08.205	0.290	97.69	17:33:24.463
13 -	1:08.128	0.213	97.80	17:34:32.591
14 -	1:08.207	0.292	97.69	17:35:40.798
15 -	1:08.345	0.430	97.49	17:36:49.143
16 -	1:08.254	0.339	97.62	17:37:57.397
17 -	1:08.164	0.249	97.75	17:39:05.561
18 -	1:08.374	0.459	97.45	17:40:13.935

DIFF = Difference To Personal Best Lap

P4 1 Carl BOARDLEY				
LAP	LAP TIME	DIFF	MPH	TIME OF DAY
1 -	1:17.227	9.084	86.28	17:20:52.292
2 -	1:10.417	2.274	94.62	17:22:02.709
3 -	1:10.276	2.133	94.81	17:23:12.985
4 -	1:08.863	0.720	96.76	17:24:21.848
5 -	1:08.282 (3)	0.139	97.58	17:25:30.130
6 -	1:08.143 (1)		97.78	17:26:38.273
7 -	1:08.178 (2)	0.035	97.73	17:27:46.451
8 -	1:08.330	0.187	97.51	17:28:54.781
9 -	1:08.345	0.202	97.49	17:30:03.126
10 -	1:08.717	0.574	96.96	17:31:11.843
11 -	1:08.514	0.371	97.25	17:32:20.357
12 -	1:08.464	0.321	97.32	17:33:28.821
13 -	1:08.484	0.341	97.29	17:34:37.305
14 -	1:08.570	0.427	97.17	17:35:45.875
15 -	1:08.714	0.571	96.97	17:36:54.589
16 -	1:08.627	0.484	97.09	17:38:03.216
17 -	1:08.749	0.606	96.92	17:39:11.965
18 -	1:08.428	0.285	97.37	17:40:20.393

P5 45 Alistair CAMP				
LAP	LAP TIME	DIFF	MPH	TIME OF DAY
1 -	1:15.952	8.364	87.72	17:20:51.017
2 -	1:09.583	1.995	95.75	17:22:00.600
3 -	1:08.861	1.273	96.76	17:23:09.461
4 -	1:08.230	0.642	97.65	17:24:17.691
5 -	1:08.206	0.618	97.69	17:25:25.897
6 -	1:07.588 (1)		98.58	17:26:33.485
7 -	1:08.082	0.494	97.87	17:27:41.567
8 -	1:07.675 (2)	0.087	98.45	17:28:49.242
9 -	1:07.915	0.327	98.11	17:29:57.157
10 -	1:08.186	0.598	97.72	17:31:05.343
11 -	1:07.938	0.350	98.07	17:32:13.281
12 -	1:07.786	0.198	98.29	17:33:21.067
13 -	1:07.775 (3)	0.187	98.31	17:34:28.842
14 -	1:08.123	0.535	97.81	17:35:36.965
15 -	1:08.322	0.734	97.52	17:36:45.287
16 -	1:08.227	0.639	97.66	17:37:53.514
17 -	1:08.921	1.333	96.67	17:39:02.435
18 -	1:08.373	0.785	97.45	17:40:10.808

P6 101 Sam LAIDLAW				
LAP	LAP TIME	DIFF	MPH	TIME OF DAY
1 -	1:23.011	15.350	80.26	17:20:58.076
2 -	1:09.065	1.404	96.47	17:22:07.141
3 -	1:08.488	0.827	97.29	17:23:15.629
4 -	1:09.303	1.642	96.14	17:24:24.932
5 -	1:09.652	1.991	95.66	17:25:34.584
6 -	1:08.275	0.614	97.59	17:26:42.859
7 -	1:07.661 (1)		98.47	17:27:50.520
8 -	1:08.066 (3)	0.405	97.89	17:28:58.586
9 -	1:08.261	0.600	97.61	17:30:06.847
10 -	1:08.315	0.654	97.53	17:31:15.162
11 -	1:08.316	0.655	97.53	17:32:23.478
12 -	1:08.261	0.600	97.61	17:33:31.739
13 -	1:08.083	0.422	97.86	17:34:39.822
14 -	1:08.127	0.466	97.80	17:35:47.949
15 -	1:08.781	1.120	96.87	17:36:56.730
16 -	1:08.214	0.553	97.68	17:38:04.944
17 -	1:07.976 (2)	0.315	98.02	17:39:12.920
18 -	1:08.264	0.603	97.60	17:40:21.184

TCR UK Championship

RACE 22 - LAP ANALYSIS

DIFF = Difference To Personal Best Lap

P7 31 Matthew WILSON				
LAP	LAP TIME	DIFF	MPH	TIME OF DAY
1 -	1:18.251	9.746	85.15	17:20:53.316
2 -	1:10.650	2.145	94.31	17:22:03.966
3 -	1:10.411	1.906	94.63	17:23:14.377
4 -	1:09.555	1.050	95.79	17:24:23.932
5 -	1:11.777	3.272	92.83	17:25:35.709
6 -	1:10.864	2.359	94.02	17:26:46.573
7 -	1:10.973	2.468	93.88	17:27:57.546
8 -	1:09.154	0.649	96.35	17:29:06.700
9 -	1:09.629	1.124	95.69	17:30:16.329
10 -	1:09.039	0.534	96.51	17:31:25.368
11 -	1:09.230	0.725	96.24	17:32:34.598
12 -	1:09.280	0.775	96.17	17:33:43.878
13 -	1:09.027	0.522	96.53	17:34:52.905
14 -	1:09.620	1.115	95.70	17:36:02.525
15 -	1:08.951 (2)	0.446	96.63	17:37:11.476
16 -	1:08.987 (3)	0.482	96.58	17:38:20.463
17 -	1:09.111	0.606	96.41	17:39:29.574
18 -	1:08.505 (1)		97.26	17:40:38.079

P8 77 Mark SMITH				
LAP	LAP TIME	DIFF	MPH	TIME OF DAY
1 -	1:23.470	13.198	79.82	17:20:58.535
2 -	1:13.946	3.674	90.10	17:22:12.481
3 -	1:12.722	2.450	91.62	17:23:25.203
4 -	1:11.277	1.005	93.48	17:24:36.480
5 -	1:10.798	0.526	94.11	17:25:47.278
6 -	1:10.272 (1)		94.82	17:26:57.550
7 -	1:11.354	1.082	93.38	17:28:08.904
8 -	1:10.878	0.606	94.00	17:29:19.782
9 -	1:10.460 (3)	0.188	94.56	17:30:30.242
10 -	1:10.465	0.193	94.56	17:31:40.707
11 -	1:10.786	0.514	94.13	17:32:51.493
12 -	1:10.398 (2)	0.126	94.65	17:34:01.891
13 -	1:10.714	0.442	94.22	17:35:12.605
14 -	1:10.852	0.580	94.04	17:36:23.457
15 -	1:11.118	0.846	93.69	17:37:34.575
16 -	1:11.239	0.967	93.53	17:38:45.814
17 -	1:10.804	0.532	94.10	17:39:56.618
18 -	1:10.685	0.413	94.26	17:41:07.303

P9 12 Cedrich BLOCH				
LAP	LAP TIME	DIFF	MPH	TIME OF DAY
1 -	1:23.679	13.200	79.62	17:20:58.744
2 -	1:14.425	3.946	89.52	17:22:13.169
3 -	1:13.093	2.614	91.16	17:23:26.262
4 -	1:11.625	1.146	93.02	17:24:37.887
5 -	1:11.002	0.523	93.84	17:25:48.889
6 -	1:10.479 (1)		94.54	17:26:59.368
7 -	1:10.660	0.181	94.29	17:28:10.028
8 -	1:10.601	0.122	94.37	17:29:20.629
9 -	1:11.177	0.698	93.61	17:30:31.806
10 -	1:10.665	0.186	94.29	17:31:42.471
11 -	1:10.556 (3)	0.077	94.43	17:32:53.027
12 -	1:10.555 (2)	0.076	94.44	17:34:03.582
13 -	1:10.795	0.316	94.12	17:35:14.377
14 -	1:10.729	0.250	94.20	17:36:25.106
15 -	1:10.653	0.174	94.30	17:37:35.759
16 -	1:12.117	1.638	92.39	17:38:47.876
17 -	1:11.211	0.732	93.57	17:39:59.087
18 -	1:10.613	0.134	94.36	17:41:09.700

DIFF = Difference To Personal Best Lap

P10 117 Adam SHEPHERD				
LAP	LAP TIME	DIFF	MPH	TIME OF DAY
1 -	1:12.156	4.689	92.34	17:20:47.221
2 -	1:08.541	1.074	97.21	17:21:55.762
3 -	1:07.715 (3)	0.248	98.40	17:23:03.477
4 -	1:07.869	0.402	98.17	17:24:11.346
5 -	1:07.498 (2)	0.031	98.71	17:25:18.844
6 -	1:07.467 (1)		98.76	17:26:26.311
7 -	1:07.963	0.496	98.04	17:27:34.274
8 -	1:09.206	1.739	96.28	17:28:43.480
9 -	1:08.776	1.309	96.88	17:29:52.256
10 -	1:10.407	2.940	94.63	17:31:02.663
11 -	1:12.202 P	4.735	92.28	17:32:14.865

P11 81 Stewart LINES				
LAP	LAP TIME	DIFF	MPH	TIME OF DAY
1 -	1:18.786	8.683	84.57	17:20:53.851
2 -	1:10.401 (3)	0.298	94.64	17:22:04.252
3 -	1:10.834	0.731	94.06	17:23:15.086
4 -	1:10.183 (2)	0.080	94.94	17:24:25.269
5 -	1:10.103 (1)		95.04	17:25:35.372
6 -	1:10.992	0.889	93.85	17:26:46.364
7 -	1:12.142	2.039	92.36	17:27:58.506
8 -	1:10.683	0.580	94.26	17:29:09.189
9 -	1:18.048 P	7.945	85.37	17:30:27.237

P12 285 Darron LEWIS				
LAP	LAP TIME	DIFF	MPH	TIME OF DAY
1 -	1:17.653	9.760	85.80	17:20:52.718
2 -	1:10.700	2.807	94.24	17:22:03.418
3 -	1:09.199	1.306	96.29	17:23:12.617
4 -	1:08.034 (3)	0.141	97.93	17:24:20.651
5 -	1:07.915 (2)	0.022	98.11	17:25:28.566
6 -	1:07.893 (1)		98.14	17:26:36.459
7 -	1:18.043 P	10.150	85.37	17:27:54.502

P13 16 Callum NEWSHAM				
LAP	LAP TIME	DIFF	MPH	TIME OF DAY
1 -	2:09.359 P		51.50	17:21:44.424

TCR UK Championship

RACE 22 - STATISTICS

Competitors Started 13
Planned Start 2024-10-13 @ 17:35:00.000
Actual Start 2024-10-13 @ 17:19:35.064
Finish Time 2024-10-13 @ 17:40:07.514
Track Length 1.8508mi.
Total Laps 190
Total Distance Covered 351.6704mi.

Session Fastest Lap History

NO	CL	NAME	LAP TIME	TIME OF DAY	LAP	VEHICLE
117		Adam SHEPHERD	1:12.156	17:20:47.229	1	Cupra Leon Competición TCR
117		Adam SHEPHERD	1:08.541	17:21:55.771	2	Cupra Leon Competición TCR
17		Brad HUTCHISON	1:08.474	17:21:58.670	2	Cupra Leon Competición TCR
117		Adam SHEPHERD	1:07.715	17:23:03.485	3	Cupra Leon Competición TCR
117		Adam SHEPHERD	1:07.498	17:25:18.852	5	Cupra Leon Competición TCR
117		Adam SHEPHERD	1:07.467	17:26:26.320	6	Cupra Leon Competición TCR

Session Leader History

NO	CL	NAME	FROM LAP	LAPS LED	DISTANCE	VEHICLE
117		Adam SHEPHERD	1	9	16.65 miles	Cupra Leon Competición TCR
17		Brad HUTCHISON	10	9	16.65 miles	Cupra Leon Competición TCR

Flag History

TYPE	TIME OF DAY
GREEN	17:19:35.064
FINISH	17:40:07.514

Flag Statistics

TYPE	COUNT	TOTAL LAPS	TOTAL TIME
Green	1	18	21:51.153
Red	0	0	0.000
Safety Car	0	0	0.000
FCY	0	0	0.000

TCR UK Championship

RACE 22 - STATISTICS

CLASS :

11 Starters

Fastest Lap History

NO	NAME	LAP TIME	TIME OF DAY	LAP	VEHICLE
117	Adam SHEPHERD	1:12.156	17:20:47.229	1	Cupra Leon Competición TCR
117	Adam SHEPHERD	1:08.541	17:21:55.771	2	Cupra Leon Competición TCR
17	Brad HUTCHISON	1:08.474	17:21:58.670	2	Cupra Leon Competición TCR
117	Adam SHEPHERD	1:07.715	17:23:03.485	3	Cupra Leon Competición TCR
117	Adam SHEPHERD	1:07.498	17:25:18.852	5	Cupra Leon Competición TCR
117	Adam SHEPHERD	1:07.467	17:26:26.320	6	Cupra Leon Competición TCR

Leader History

NO	NAME	FROM LAP	LAPS LED	DISTANCE	VEHICLE
117	Adam SHEPHERD	1	9	16.65 miles	Cupra Leon Competición TCR
17	Brad HUTCHISON	10	9	16.65 miles	Cupra Leon Competición TCR

TCR UK Championship

RACE 22 - STATISTICS

CLASS : GEN 1

2 Starters

Fastest Lap History

NO	NAME	LAP TIME	TIME OF DAY	LAP	VEHICLE
77	Mark SMITH	1:23.470	17:20:58.529	1	Cupra TCR
77	Mark SMITH	1:13.946	17:22:12.473	2	Cupra TCR
77	Mark SMITH	1:12.722	17:23:25.198	3	Cupra TCR
77	Mark SMITH	1:11.277	17:24:36.473	4	Cupra TCR
77	Mark SMITH	1:10.798	17:25:47.270	5	Cupra TCR
77	Mark SMITH	1:10.272	17:26:57.543	6	Cupra TCR

Leader History

NO	NAME	FROM LAP	LAPS LED	DISTANCE	VEHICLE
77	Mark SMITH	1	18	33.31 miles	Cupra TCR