



# CLASSIC MINI RACING



Oulton Park NW Season Opener  
Oulton Park International  
11<sup>th</sup> April 2026



SPORTS TIMING

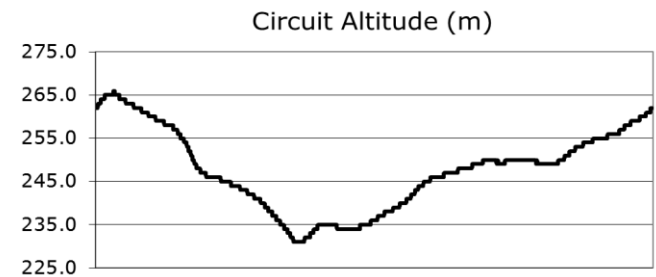
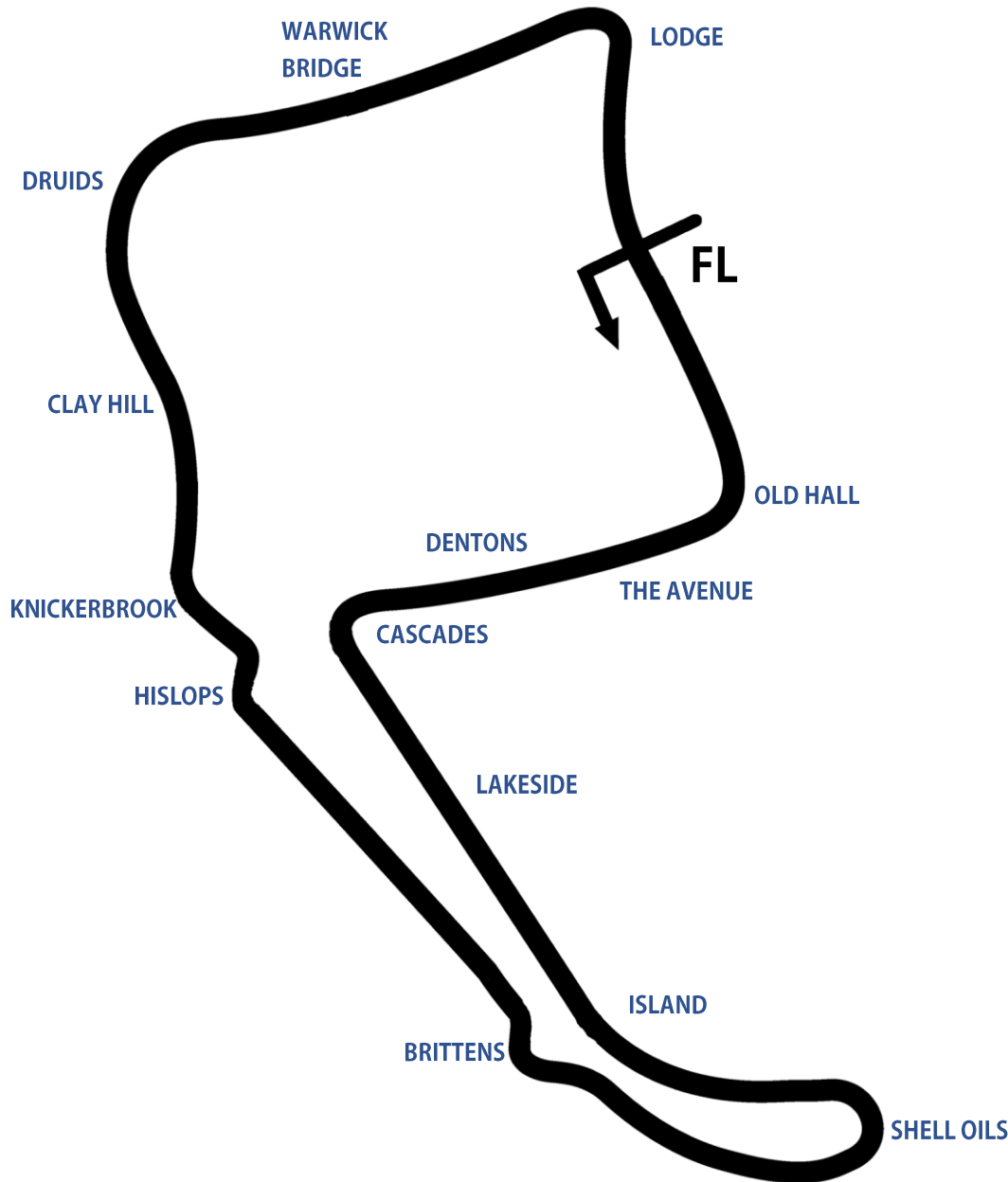
TIMING SOLUTIONS LTD

Timing & Results Provided by Timing Solutions Ltd

[www.tsl-timing.com](http://www.tsl-timing.com)

# Oulton Park International Circuit

Little Budworth, Tarporley, Cheshire, UK



Length	2.6920 miles   4.332 km   4332.4m		
FL		53.17997 N	2.61294 W
Pit Entry	4314m	53.18011 N	2.61306 W
Pit Exit	180m after FL	53.17836 N	2.61232 W
Pit Entry - Pit Exit	199m, 14.3s @ 50kph, 11.9s @ 60kph		



**brscc**

DRIVEN BY RACING

# Classic Mini Racing

## QUALIFYING - RACE 2 - CLASSIFICATION

POS	NO	CL	PIC	NAME	ENTRY	TIME	ON	LAPS	GAP	DIFF	MPH
1	10*	CMR	1	David KIRKPATRICK	Classic Mini 1275	2:23.368	5	5			67.59
2	12*	CMR (G)	1	Kelvin FLETCHER	Classic Mini 1275	2:24.457	5	5	1.089	1.089	67.08
3	16	CMR (G)	2	Chris MORGAN	Classic Mini 1275	2:24.999	5	5	1.631	0.542	66.83
4	11	CMR	2	Neven KIRKPATRICK	Classic Mini 1275	2:25.368	5	5	2.000	0.369	66.66
5	46	CMR	3	David BURNS	Classic Mini 1275	2:28.073	5	5	4.705	2.705	65.44
6	42	CMR	4	Will BURNHAM	Classic Mini 1275	2:29.177	5	5	5.809	1.104	64.96
7	7	CMR	5	Steven RIDEOUT	Classic Mini 1275	2:29.483	5	5	6.115	0.306	64.83
8	90	CMR (G)	3	Paul OGBORN	Classic Mini 1275	2:32.386	5	5	9.018	2.903	63.59
9	22	CMR (G)	4	Brayden FLETCHER	Classic Mini 1275	2:32.507	1	4	9.139	0.121	63.54
10	14	CMR	6	Tristan BEARD	Classic Mini 1275	2:33.427	5	5	10.059	0.920	63.16
11	777	CMR	7	Dave REES	Classic Mini 1275	2:33.666	2	3	10.298	0.239	63.06
12	38	CMR	8	James BRYAN	Classic Mini 1275	2:34.796	5	5	11.428	1.130	62.60
13	97*	CMR	9	Nick TOWNEND	Classic Mini 1275	2:35.303	3	4	11.935	0.507	62.40
14	40	CMR	10	Chris DIDCOTT	Classic Mini 1275	2:36.172	5	5	12.804	0.869	62.05
15	9	CMR	11	Graham SHEPPARD	Classic Mini 1275	2:36.843	5	5	13.475	0.671	61.78

\*Car Number 97- requires a working transponder - - NCR Ch.12 App.6 Art.2.2 refers.

No. 10, 12 - 1 Lap time disallowed; exceeding track limits.

Weather / Track : Cloudy / Damp

These results are provisional until the conclusion of any judicial and technical matters.

Date: 11/04/2026 Start: 08:55 Finish: 09:10

Oulton Park International: 2.6920 miles

Clerk Of Course: Dave Weston

Timekeeper: Peter Knight



Results can be found at [www.tsl-timing.com](http://www.tsl-timing.com)

Printed - 09:14 Saturday, 11 April 2026



# Classic Mini Racing

## QUALIFYING - RACE 2 - LAP ANALYSIS

DIFF = Difference To Personal Best Lap, P = In Pit Lane, D = Time Disallowed

<b>P1 10 David KIRKPATRICK</b>				
LAP	LAP TIME	MPH	DIFF	TIME OF DAY
1 -	2:32.639	63.49	9.271	09:01:25.384
2 -	2:26.438 <b>D</b>	66.18	3.070	09:03:51.822
3 -	2:26.148 <b>(3)</b>	66.31	2.780	09:06:17.970
4 -	2:24.369 <b>(2)</b>	67.12	1.001	09:08:42.339
5 -	<b>2:23.368 (1)</b>	<b>67.59</b>		<b>09:11:05.707</b>

<b>P2 12 Kelvin FLETCHER</b>				
LAP	LAP TIME	MPH	DIFF	TIME OF DAY
1 -	2:34.075 <b>D</b>	64.14	6.618	09:01:25.990
2 -	2:31.147	64.11	6.690	09:03:57.137
3 -	2:28.656 <b>(3)</b>	65.19	4.199	09:06:25.793
4 -	2:26.773 <b>(2)</b>	66.02	2.316	09:08:52.566
5 -	<b>2:24.457 (1)</b>	<b>67.08</b>		<b>09:11:17.023</b>

<b>P3 16 Chris MORGAN</b>				
LAP	LAP TIME	MPH	DIFF	TIME OF DAY
1 -	2:30.033	64.59	5.034	09:01:31.587
2 -	2:27.554 <b>(2)</b>	65.67	2.555	09:03:59.141
3 -	2:27.892 <b>(3)</b>	65.52	2.893	09:06:27.033
4 -	2:36.082	62.09	11.083	09:09:03.115
5 -	<b>2:24.999 (1)</b>	<b>66.83</b>		<b>09:11:28.114</b>

<b>P4 11 Neven KIRKPATRICK</b>				
LAP	LAP TIME	MPH	DIFF	TIME OF DAY
1 -	2:29.977	64.61	4.609	09:01:00.788
2 -	2:28.511	65.25	3.143	09:03:29.299
3 -	2:27.916 <b>(3)</b>	65.51	2.548	09:05:57.215
4 -	2:26.932 <b>(2)</b>	65.95	1.564	09:08:24.147
5 -	<b>2:25.368 (1)</b>	<b>66.66</b>		<b>09:10:49.515</b>

<b>P5 46 David BURNS</b>				
LAP	LAP TIME	MPH	DIFF	TIME OF DAY
1 -	2:34.914	62.55	6.841	09:01:25.404
2 -	2:31.060 <b>(3)</b>	64.15	2.987	09:03:56.464
3 -	2:29.825 <b>D</b>	64.68	1.752	09:06:26.289
4 -	2:28.249 <b>(2)</b>	65.37	0.176	09:08:54.538
5 -	<b>2:28.073 (1)</b>	<b>65.44</b>		<b>09:11:22.611</b>

<b>P6 42 Will BURNHAM</b>				
LAP	LAP TIME	MPH	DIFF	TIME OF DAY
1 -	2:39.513	60.75	10.336	09:01:35.620
2 -	2:33.856 <b>(3)</b>	62.98	4.679	09:04:09.476
3 -	2:30.350 <b>(2)</b>	64.45	1.173	09:06:39.826
4 -	2:35.493	62.32	6.316	09:09:15.319
5 -	<b>2:29.177 (1)</b>	<b>64.96</b>		<b>09:11:44.496</b>

<b>P7 7 Steven RIDEOUT</b>				
LAP	LAP TIME	MPH	DIFF	TIME OF DAY
1 -	2:32.182	63.68	2.699	09:01:28.160
2 -	2:29.836 <b>(3)</b>	64.67	0.353	09:03:57.996
3 -	2:49.830	57.06	20.347	09:06:47.826
4 -	2:29.758 <b>(2)</b>	64.71	0.275	09:09:17.584
5 -	<b>2:29.483 (1)</b>	<b>64.83</b>		<b>09:11:47.067</b>

# Classic Mini Racing

## QUALIFYING - RACE 2 - LAP ANALYSIS

DIFF = Difference To Personal Best Lap, P = In Pit Lane, D = Time Disallowed

<b>P8 90 Paul OGBORN</b>				
LAP	LAP TIME	MPH	DIFF	TIME OF DAY
1 -	2:40.933	60.21	8.547	09:01:25.312
2 -	2:37.632	61.48	5.246	09:04:02.944
3 -	2:34.429 (3)	62.75	2.043	09:06:37.373
4 -	2:33.952 (2)	62.95	1.566	09:09:11.325
5 -	<b>2:32.386 (1)</b>	<b>63.59</b>		<b>09:11:43.711</b>

<b>P9 22 Brayden FLETCHER</b>				
LAP	LAP TIME	MPH	DIFF	TIME OF DAY
1 -	<b>2:32.507 (1)</b>	<b>63.54</b>		<b>09:01:26.433</b>
2 -	2:35.608 (3)	62.28	3.101	09:04:02.041
3 -	2:33.132 (2)	63.28	0.625	09:06:35.173
4 -	4:16.178	37.83	1:43.671	09:10:51.351

<b>P10 14 Tristan BEARD</b>				
LAP	LAP TIME	MPH	DIFF	TIME OF DAY
1 -	2:43.764	59.17	10.337	09:01:33.714
2 -	2:38.649 (2)	61.08	5.222	09:04:12.363
3 -	2:39.219	60.86	5.792	09:06:51.582
4 -	2:38.797 (3)	61.02	5.370	09:09:30.379
5 -	<b>2:33.427 (1)</b>	<b>63.16</b>		<b>09:12:03.806</b>

<b>P11 777 Dave REES</b>				
LAP	LAP TIME	MPH	DIFF	TIME OF DAY
1 -	2:35.309 (3)	62.40	1.643	09:01:43.755
2 -	<b>2:33.666 (1)</b>	<b>63.06</b>		<b>09:04:17.421</b>
3 -	2:34.480 (2)	62.73	0.814	09:06:51.901

<b>P12 38 James BRYAN</b>				
LAP	LAP TIME	MPH	DIFF	TIME OF DAY
1 -	2:39.970	60.58	5.174	09:01:40.095
2 -	2:40.982	60.20	6.186	09:04:21.077
3 -	2:38.856 (3)	61.00	4.060	09:06:59.933
4 -	2:36.915 (2)	61.76	2.119	09:09:36.848
5 -	<b>2:34.796 (1)</b>	<b>62.60</b>		<b>09:12:11.644</b>

<b>P13 97 Nick TOWNEND</b>				
LAP	LAP TIME	MPH	DIFF	TIME OF DAY
1 -	2:40.594	60.34	5.291	09:01:41.320
2 -	2:37.644 (2)	61.47	2.341	09:04:18.964
3 -	<b>2:35.303 (1)</b>	<b>62.40</b>		<b>09:06:54.267</b>
4 -	2:37.800 (3)	61.41	2.497	09:09:32.067

<b>P14 40 Chris DIDCOTT</b>				
LAP	LAP TIME	MPH	DIFF	TIME OF DAY
1 -	2:45.040	58.72	8.868	09:01:29.885
2 -	2:41.241	60.10	5.069	09:04:11.126
3 -	2:39.753 (2)	60.66	3.581	09:06:50.879
4 -	2:39.990 (3)	60.57	3.818	09:09:30.869
5 -	<b>2:36.172 (1)</b>	<b>62.05</b>		<b>09:12:07.041</b>

<b>P15 9 Graham SHEPPARD</b>				
LAP	LAP TIME	MPH	DIFF	TIME OF DAY
1 -	2:40.490	60.38	3.647	09:01:35.142
2 -	2:38.055 (2)	61.31	1.212	09:04:13.197
3 -	2:39.522	60.75	2.679	09:06:52.719
4 -	2:38.354 (3)	61.20	1.511	09:09:31.073

DIFF = Difference To Personal Best Lap, P = In Pit Lane, D = Time Disallowed

5 - **2:36.843 (1)** **61.78** **09:12:07.916**

# Classic Mini Racing

## QUALIFYING - RACE 2 - STATISTICS

**Competitors Started** 15  
**Planned Start** 2026-04-11 @ 08:55:00.000  
**Actual Start** 2026-04-11 @ 08:55:47.387  
**Finish Time** 2026-04-11 @ 09:10:48.374  
**Track Length** 2.6920mi.  
**Total Laps** 71  
**Total Distance Covered** 191.1340mi.

### Session Fastest Lap History

NO	CL	NAME	LAP TIME	TIME OF DAY	LAP	VEHICLE
11	CMR	Neven KIRKPATRICK	<b>2:29.977</b>	09:01:00.836	1	Classic Mini 1275
11	CMR	Neven KIRKPATRICK	<b>2:28.511</b>	09:03:29.347	2	Classic Mini 1275
16	CMR (G)	Chris MORGAN	<b>2:27.554</b>	09:03:59.142	2	Classic Mini 1275
10	CMR	David KIRKPATRICK	<b>2:26.148</b>	09:06:18.025	3	Classic Mini 1275
10	CMR	David KIRKPATRICK	<b>2:24.369</b>	09:08:42.392	4	Classic Mini 1275
10	CMR	David KIRKPATRICK	<b>2:23.368</b>	09:11:05.761	5	Classic Mini 1275

### Flag History

TYPE	TIME OF DAY
GREEN	08:55:47.387
FINISH	09:10:48.374

### Flag Statistics

TYPE	COUNT	TOTAL LAPS	TOTAL TIME
Green	1	5	17:02.942
Red	0	0	0.000
Safety Car	0	0	0.000
FCY	0	0	0.000

## Classic Mini Racing

### QUALIFYING - RACE 2 - STATISTICS

CLASS : CMR

11 Starters

#### Fastest Lap History

NO	NAME	LAP TIME	TIME OF DAY	LAP	VEHICLE
11	Neven KIRKPATRICK	<b>2:29.977</b>	09:01:00.836	1	Classic Mini 1275
11	Neven KIRKPATRICK	<b>2:28.511</b>	09:03:29.347	2	Classic Mini 1275
11	Neven KIRKPATRICK	<b>2:27.916</b>	09:05:57.262	3	Classic Mini 1275
10	David KIRKPATRICK	<b>2:26.148</b>	09:06:18.025	3	Classic Mini 1275
10	David KIRKPATRICK	<b>2:24.369</b>	09:08:42.392	4	Classic Mini 1275
10	David KIRKPATRICK	<b>2:23.368</b>	09:11:05.761	5	Classic Mini 1275

# Classic Mini Racing

## QUALIFYING - RACE 2 - STATISTICS

CLASS : CMR (G)

4 Starters

### Fastest Lap History

NO	NAME	LAP TIME	TIME OF DAY	LAP	VEHICLE
90	Paul OGBORN	<b>2:40.933</b>	09:01:25.366	1	Classic Mini 1275
22	Brayden FLETCHER	<b>2:32.507</b>	09:01:26.422	1	Classic Mini 1275
16	Chris MORGAN	<b>2:30.033</b>	09:01:31.589	1	Classic Mini 1275
16	Chris MORGAN	<b>2:27.554</b>	09:03:59.142	2	Classic Mini 1275
12	Kelvin FLETCHER	<b>2:26.773</b>	09:08:52.613	4	Classic Mini 1275
12	Kelvin FLETCHER	<b>2:24.457</b>	09:11:17.070	5	Classic Mini 1275




**brscc**  
DRIVEN BY RACING

# Classic Mini Racing

## RACE 2 - GRID (20 minutes)

ROW 8	15	9	Graham SHEPPARD	2:36.843
ROW 7	13	97	Nick TOWNEND	2:35.303
	14	40	Chris DIDCOTT	2:36.172
ROW 6	11	777	Dave REES	2:33.666
	12	38	James BRYAN	2:34.796
ROW 5	9	22	Brayden FLETCHER	2:32.507
	10	14	Tristan BEARD	2:33.427
ROW 4	7	7	Steven RIDEOUT	2:29.483
	8	90	Paul OGBORN	2:32.386
ROW 3	5	46	David BURNS	2:28.073
	6	42	Will BURNHAM	2:29.177
ROW 2	3	16	Chris MORGAN	2:24.999
	4	11	Neven KIRKPATRICK	2:25.368
ROW 1	1	10	David KIRKPATRICK	2:23.368
	2	12	Kelvin FLETCHER	2:24.457

**Pole**



These results are provisional until the conclusion of any judicial and technical matters.

Oulton Park International: 2.6920 miles

Clerk Of Course: Dave Weston

Timekeeper: Peter Knight



Results can be found at [www.tsl-timing.com](http://www.tsl-timing.com)

Printed - 09:16 Saturday, 11 April 2026





# Classic Mini Racing

## RACE 2 - CLASSIFICATION

Race Distance: 10 Laps / 26.92 miles

POS	NO	CL	PIC	NAME	ENTRY	LAPS	TIME	GAP	DIFF	MPH	BEST	ON	GRD	↑↓
1	16	CMR (G)	1	Chris MORGAN	Classic Mini 1275	10	21:50.898			73.92	2:09.865	7	3	2
2	11	CMR	1	Neven KIRKPATRICK	Classic Mini 1275	10	21:52.244	1.346	1.346	73.85	2:09.967	7	4	2
3	12	CMR (G)	2	Kelvin FLETCHER	Classic Mini 1275	10	21:52.552	1.654	0.308	73.83	2:09.502	6	2	-1
4	7	CMR	2	Steven RIDEOUT	Classic Mini 1275	10	21:59.660	8.762	7.108	73.43	2:10.728	7	7	3
5	10	CMR	3	David KIRKPATRICK	Classic Mini 1275	10	22:00.542	9.644	0.882	73.38	2:09.959	10	1	-4
6	22	CMR (G)	3	Brayden FLETCHER	Classic Mini 1275	10	22:27.312	36.414	26.770	71.93	2:12.254	8	9	3
7	777	CMR	4	Dave REES	Classic Mini 1275	10	22:50.347	59.449	23.035	70.72	2:15.097	8	11	4
8	46	CMR	5	David BURNS	Classic Mini 1275	10	22:54.599	1:03.701	4.252	70.50	2:14.451	10	5	-3
9	90	CMR (G)	4	Paul OGBORN	Classic Mini 1275	10	23:00.544	1:09.646	5.945	70.19	2:14.756	7	8	-1
10	42	CMR	6	Will BURNHAM	Classic Mini 1275	10	23:02.621	1:11.723	2.077	70.09	2:12.811	10	6	-4
11	14	CMR	7	Tristan BEARD	Classic Mini 1275	10	23:17.594	1:26.696	14.973	69.34	2:15.818	6	10	-1
12	9	CMR	8	Graham SHEPPARD	Classic Mini 1275	10	23:19.048	1:28.150	1.454	69.27	2:16.507	10	15	3
13	38	CMR	9	James BRYAN	Classic Mini 1275	10	23:34.666	1:43.768	15.618	68.50	2:17.394	6	12	-1
14	97	CMR	10	Nick TOWNEND	Classic Mini 1275	10	23:46.883	1:55.985	12.217	67.91	2:19.633	5	13	-1
15	40	CMR	11	Chris DIDCOTT	Classic Mini 1275	10	23:59.717	2:08.819	12.834	67.31	2:18.915	8	14	-1

### FASTEST LAP

12	CMR (G)	Kelvin FLETCHER	Classic Mini 1275	6	2:09.502	74.83 mph	120.43 kph
10	CMR	David KIRKPATRICK	Classic Mini 1275	10	2:09.959	74.57 mph	120.01 kph

Weather / Track : Bright / Dry

These results are provisional until the conclusion of any judicial and technical matters.

Date: 11/04/2026 Start: 11:15 Finish: 11:37

Oulton Park International: 2.6920 miles

Clerk Of Course: Dave Weston

Timekeeper: Peter Knight



Results can be found at [www.tsl-timing.com](http://www.tsl-timing.com)

Printed - 11:43 Saturday, 11 April 2026





# Classic Mini Racing

## RACE 2 - CLASSIFICATION - AMENDED

Race Distance: 10 Laps / 26.92 miles

POS	NO	CL	PIC	NAME	ENTRY	LAPS	TIME	GAP	DIFF	MPH	BEST	ON	GRD	↑↓
1	16	CMR (G)	1	Chris MORGAN	Classic Mini 1275	10	21:50.898			73.92	2:09.865	7	3	2
2	11	CMR	1	Neven KIRKPATRICK	Classic Mini 1275	10	21:52.244	1.346	1.346	73.85	2:09.967	7	4	2
3	12	CMR (G)	2	Kelvin FLETCHER	Classic Mini 1275	10	21:52.552	1.654	0.308	73.83	2:09.502	6	2	-1
4	7	CMR	2	Steven RIDEOUT	Classic Mini 1275	10	21:59.660	8.762	7.108	73.43	2:10.728	7	7	3
5	10	CMR	3	David KIRKPATRICK	Classic Mini 1275	10	22:00.542	9.644	0.882	73.38	2:09.959	10	1	-4
6	777	CMR	4	Dave REES	Classic Mini 1275	10	22:50.347	59.449	49.805	70.72	2:15.097	8	11	5
7	46	CMR	5	David BURNS	Classic Mini 1275	10	22:54.599	1:03.701	4.252	70.50	2:14.451	10	5	-2
8	90	CMR (G)	3	Paul OGBORN	Classic Mini 1275	10	23:00.544	1:09.646	5.945	70.19	2:14.756	7	8	0
9	42	CMR	6	Will BURNHAM	Classic Mini 1275	10	23:02.621	1:11.723	2.077	70.09	2:12.811	10	6	-3
10	14	CMR	7	Tristan BEARD	Classic Mini 1275	10	23:17.594	1:26.696	14.973	69.34	2:15.818	6	10	0
11	9	CMR	8	Graham SHEPPARD	Classic Mini 1275	10	23:19.048	1:28.150	1.454	69.27	2:16.507	10	15	4
12	38	CMR	9	James BRYAN	Classic Mini 1275	10	23:34.666	1:43.768	15.618	68.50	2:17.394	6	12	0
13	97	CMR	10	Nick TOWNEND	Classic Mini 1275	10	23:46.883	1:55.985	12.217	67.91	2:19.633	5	13	0
14	40	CMR	11	Chris DIDCOTT	Classic Mini 1275	10	23:59.717	2:08.819	12.834	67.31	2:18.915	8	14	0

### NOT CLASSIFIED

DQ	22*	CMR (G)		Brayden FLETCHER	Classic Mini 1275									9
----	-----	---------	--	------------------	-------------------	--	--	--	--	--	--	--	--	---

### FASTEST LAP

12	CMR (G)			Kelvin FLETCHER	Classic Mini 1275	6	2:09.502			74.83 mph			120.43 kph
10	CMR			David KIRKPATRICK	Classic Mini 1275	10	2:09.959			74.57 mph			120.01 kph

\*Car 22 - Disqualified from the Result - Post Race Scrutineering - Championship Reg 5.14 - Underweight. Allowed to start at the back of Grid Race 6 following re-scrutineering.

Weather / Track : Bright / Dry

These results are provisional until the conclusion of any judicial and technical matters.

Date: 11/04/2026 Start: 11:15 Finish: 11:37

Oulton Park International: 2.6920 miles

Clerk Of Course: Dave Weston

Timekeeper: Peter Knight



Results can be found at [www.tsl-timing.com](http://www.tsl-timing.com)

Printed - 14:53 Saturday, 11 April 2026



# Classic Mini Racing

## RACE 2 - LAP CHART

LAP 1 @ 11:17:36.269			LAP 2 @ 11:19:46.892			LAP 3 @ 11:21:57.191			LAP 4 @ 11:24:07.649			LAP 5 @ 11:26:18.541		
NO	BEHIND	LAP TIME	NO	BEHIND	LAP TIME	NO	BEHIND	LAP TIME	NO	BEHIND	LAP TIME	NO	BEHIND	LAP TIME
16		2:17.620	16		2:10.623	16		2:10.299	16		2:10.458	16		2:10.892
11	1.280	2:18.900	11	1.379	2:10.722	11	1.889	2:10.809	11	1.824	2:10.393	11	1.781	2:10.849
12	1.444	2:19.064	12	1.666	2:10.845	12	2.082	2:10.715	12	2.613	2:10.989	12	2.511	2:10.790
7	2.332	2:19.952	7	3.214	2:11.505	7	4.064	2:11.149	7	4.813	2:11.207	7	5.232	2:11.311
10	3.232	2:20.852	10	3.995	2:11.386	10	4.769	2:11.073	10	5.246	2:10.935	10	5.729	2:11.375
22	8.173	2:25.793	22	13.173	2:15.623	22	16.613	2:13.739	22	19.715	2:13.560	22	21.793	2:12.970
90	9.081	2:26.701	90	16.454	2:17.996	777	24.247	2:17.625	777	29.373	2:15.584	777	33.613	2:15.132
46	10.049	2:27.669	46	16.593	2:17.167	46	25.858	2:19.564	46	33.745	2:18.345	46	39.466	2:16.613
777	10.474	2:28.094	777	16.921	2:17.070	90	26.080	2:19.925	90	34.477	2:18.855	90	39.917	2:16.332
38	13.159	2:30.779	38	24.005	2:21.469	38	34.222	2:20.516	38	43.388	2:19.624	42	51.715	2:17.886
40	13.439	2:31.059	40	24.360	2:21.544	42	34.884	2:19.809	42	44.721	2:20.295	38	52.585	2:20.089
9	14.000	2:31.620	9	24.756	2:21.379	40	35.038	2:20.977	14	45.576	2:20.233	14	53.116	2:18.432
14	16.082	2:33.702	42	25.374	2:19.650	14	35.801	2:19.887	9	47.837	2:20.182	9	53.755	2:16.810
42	16.347	2:33.967	14	26.213	2:20.754	9	38.113	2:23.656	97	49.911	2:21.126	97	58.652	2:19.633
97	16.660	2:34.280	97	26.890	2:20.853	97	39.243	2:22.652	40	1:02.238	2:37.658	40	1:14.440	2:23.094

# Classic Mini Racing

## RACE 2 - LAP CHART

LAP 6 @ 11:28:28.760			LAP 7 @ 11:30:38.625			LAP 8 @ 11:32:48.879			LAP 9 @ 11:34:59.111			LAP 10 @ 11:37:09.547		
NO	BEHIND	LAP TIME	NO	BEHIND	LAP TIME	NO	BEHIND	LAP TIME	NO	BEHIND	LAP TIME	NO	BEHIND	LAP TIME
16		2:10.219	16		2:09.865	16		2:10.254	16		2:10.232	16		2:10.436
11	1.559	2:09.997	11	1.661	2:09.967	12	1.559	2:09.977	11	1.757	2:10.241	11	1.346	2:10.025
12	1.794	2:09.502	12	1.836	2:09.907	11	1.748	2:10.341	12	2.055	2:10.728	12	1.654	2:10.035
7	5.894	2:10.881	7	6.757	2:10.728	7	7.438	2:10.935	7	8.437	2:11.231	7	8.762	2:10.761
10	6.406	2:10.896	10	8.478	2:11.937	10	9.686	2:11.462	10	10.121	2:10.667	10	9.644	2:09.959
22	24.294	2:12.720	22	26.810	2:12.381	22	28.810	2:12.254	22	31.174	2:12.596	22	36.414	2:15.676
777	38.805	2:15.411	777	44.331	2:15.391	777	49.174	2:15.097	777	54.363	2:15.421	777	59.449	2:15.522
46	45.655	2:16.408	46	50.703	2:14.913	46	55.316	2:14.867	46	59.686	2:14.602	46	1:03.701	2:14.451
90	46.079	2:16.381	90	50.970	2:14.756	90	56.602	2:15.886	90	1:02.406	2:16.036	90	1:09.646	2:17.676
42	56.853	2:15.357	42	1:01.482	2:14.494	42	1:06.280	2:15.052	42	1:09.348	2:13.300	42	1:11.723	2:12.811
14	58.715	2:15.818	14	1:05.634	2:16.784	14	1:12.962	2:17.582	14	1:20.042	2:17.312	14	1:26.696	2:17.090
38	59.760	2:17.394	38	1:07.945	2:18.050	9	1:15.490	2:17.269	9	1:22.079	2:16.821	9	1:28.150	2:16.507
9	1:00.404	2:16.868	9	1:08.475	2:17.936	38	1:17.866	2:20.175	38	1:29.377	2:21.743	38	1:43.768	2:24.827
97	1:09.354	2:20.921	97	1:21.363	2:21.874	97	1:33.311	2:22.202	97	1:44.714	2:21.635	97	1:55.985	2:21.707
40	1:26.206	2:21.985	40	1:38.332	2:21.991	40	1:46.993	2:18.915	40	1:58.082	2:21.321	40	2:08.819	2:21.173

# Classic Mini Racing

## RACE 2 - POSITION CHART

No	Name	Lap												
		Pos	1	2	3	4	5	6	7	8	9	10		
10	KIRKPATRICK	1	16	16	16	16	16	16	16	16	16	16	16	16
12	FLETCHER	2	11	11	11	11	11	11	11	11	12	11	11	
16	MORGAN	3	12	12	12	12	12	12	12	12	11	12	12	
11	KIRKPATRICK	4	7	7	7	7	7	7	7	7	7	7	7	
46	BURNS	5	10	10	10	10	10	10	10	10	10	10	10	
42	BURNHAM	6	22	22	22	22	22	22	22	22	22	22	22	
7	RIDEOUT	7	90	90	777	777	777	777	777	777	777	777	777	
90	OGBORN	8	46	46	46	46	46	46	46	46	46	46	46	
22	FLETCHER	9	777	777	90	90	90	90	90	90	90	90	90	
14	BEARD	10	38	38	38	38	42	42	42	42	42	42	42	
777	REES	11	40	40	42	42	38	14	14	14	14	14	14	
38	BRYAN	12	9	9	40	14	14	38	38	9	9	9	9	
97	TOWNEND	13	14	42	14	9	9	9	9	38	38	38	38	
40	DIDCOTT	14	42	14	9	97	97	97	97	97	97	97	97	
9	SHEPPARD	15	97	97	97	40	40	40	40	40	40	40	40	

# Classic Mini Racing

## RACE 2 - LAP ANALYSIS

DIFF = Difference To Personal Best Lap, P = In Pit Lane, D = Time Disallowed

P1 16 Chris MORGAN				
LAP	LAP TIME	MPH	DIFF	TIME OF DAY
1 -	2:17.620	70.42	7.755	11:17:36.269
2 -	2:10.623	74.19	0.758	11:19:46.892
3 -	2:10.299	74.37	0.434	11:21:57.191
4 -	2:10.458	74.28	0.593	11:24:07.649
5 -	2:10.892	74.04	1.027	11:26:18.541
6 -	2:10.219 (2)	74.42	0.354	11:28:28.760
7 -	<b>2:09.865 (1)</b>	<b>74.62</b>		<b>11:30:38.625</b>
8 -	2:10.254	74.40	0.389	11:32:48.879
9 -	2:10.232 (3)	74.41	0.367	11:34:59.111
10 -	2:10.436	74.29	0.571	11:37:09.547

P2 11 Neven KIRKPATRICK				
LAP	LAP TIME	MPH	DIFF	TIME OF DAY
1 -	2:18.900	69.77	8.933	11:17:37.549
2 -	2:10.722	74.13	0.755	11:19:48.271
3 -	2:10.809	74.08	0.842	11:21:59.080
4 -	2:10.393	74.32	0.426	11:24:09.473
5 -	2:10.849	74.06	0.882	11:26:20.322
6 -	2:09.997 (2)	74.55	0.030	11:28:30.319
7 -	<b>2:09.967 (1)</b>	<b>74.56</b>		<b>11:30:40.286</b>
8 -	2:10.341	74.35	0.374	11:32:50.627
9 -	2:10.241	74.41	0.274	11:35:00.868
10 -	2:10.025 (3)	74.53	0.058	11:37:10.893

P3 12 Kelvin FLETCHER				
LAP	LAP TIME	MPH	DIFF	TIME OF DAY
1 -	2:19.064	69.68	9.562	11:17:37.713
2 -	2:10.845	74.06	1.343	11:19:48.558
3 -	2:10.715	74.14	1.213	11:21:59.273
4 -	2:10.989	73.98	1.487	11:24:10.262
5 -	2:10.790	74.09	1.288	11:26:21.052
6 -	<b>2:09.502 (1)</b>	<b>74.83</b>		<b>11:28:30.554</b>
7 -	2:09.907 (2)	74.60	0.405	11:30:40.461
8 -	2:09.977 (3)	74.56	0.475	11:32:50.438
9 -	2:10.728	74.13	1.226	11:35:01.166
10 -	2:10.035	74.52	0.533	11:37:11.201

P4 7 Steven RIDEOUT				
LAP	LAP TIME	MPH	DIFF	TIME OF DAY
1 -	2:19.952	69.24	9.224	11:17:38.601
2 -	2:11.505	73.69	0.777	11:19:50.106
3 -	2:11.149	73.89	0.421	11:22:01.255
4 -	2:11.207	73.86	0.479	11:24:12.462
5 -	2:11.311	73.80	0.583	11:26:23.773
6 -	2:10.881 (3)	74.04	0.153	11:28:34.654
7 -	<b>2:10.728 (1)</b>	<b>74.13</b>		<b>11:30:45.382</b>
8 -	2:10.935	74.01	0.207	11:32:56.317
9 -	2:11.231	73.84	0.503	11:35:07.548
10 -	2:10.761 (2)	74.11	0.033	11:37:18.309

P5 10 David KIRKPATRICK				
LAP	LAP TIME	MPH	DIFF	TIME OF DAY
1 -	2:20.852	68.80	10.893	11:17:39.501
2 -	2:11.386	73.76	1.427	11:19:50.887
3 -	2:11.073	73.93	1.114	11:22:01.960
4 -	2:10.935	74.01	0.976	11:24:12.895
5 -	2:11.375	73.76	1.416	11:26:24.270
6 -	2:10.896 (3)	74.03	0.937	11:28:35.166
7 -	2:11.937	73.45	1.978	11:30:47.103

DIFF = Difference To Personal Best Lap, P = In Pit Lane, D = Time Disallowed

8 -	2:11.462	73.71	1.503	11:32:58.565
9 -	2:10.667 (2)	74.16	0.708	11:35:09.232
10 -	<b>2:09.959 (1)</b>	<b>74.57</b>		<b>11:37:19.191</b>

P6 22 Brayden FLETCHER				
LAP	LAP TIME	MPH	DIFF	TIME OF DAY
1 -	2:25.793	66.47	13.539	11:17:44.442
2 -	2:15.623	71.45	3.369	11:20:00.065
3 -	2:13.739	72.46	1.485	11:22:13.804
4 -	2:13.560	72.56	1.306	11:24:27.364
5 -	2:12.970	72.88	0.716	11:26:40.334
6 -	2:12.720	73.02	0.466	11:28:53.054
7 -	2:12.381 (2)	73.20	0.127	11:31:05.435
8 -	<b>2:12.254 (1)</b>	<b>73.27</b>		<b>11:33:17.689</b>
9 -	2:12.596 (3)	73.08	0.342	11:35:30.285
10 -	2:15.676	71.42	3.422	11:37:45.961

P7 777 Dave REES				
LAP	LAP TIME	MPH	DIFF	TIME OF DAY
1 -	2:28.094	65.43	12.997	11:17:46.743
2 -	2:17.070	70.70	1.973	11:20:03.813
3 -	2:17.625	70.41	2.528	11:22:21.438
4 -	2:15.584	71.47	0.487	11:24:37.022
5 -	2:15.132 (2)	71.71	0.035	11:26:52.154
6 -	2:15.411	71.56	0.314	11:29:07.565
7 -	2:15.391 (3)	71.58	0.294	11:31:22.956
8 -	<b>2:15.097 (1)</b>	<b>71.73</b>		<b>11:33:38.053</b>
9 -	2:15.421	71.56	0.324	11:35:53.474
10 -	2:15.522	71.51	0.425	11:38:08.996

P8 46 David BURNS				
LAP	LAP TIME	MPH	DIFF	TIME OF DAY
1 -	2:27.669	65.62	13.218	11:17:46.318
2 -	2:17.167	70.65	2.716	11:20:03.485
3 -	2:19.564	69.43	5.113	11:22:23.049
4 -	2:18.345	70.05	3.894	11:24:41.394
5 -	2:16.613	70.93	2.162	11:26:58.007
6 -	2:16.408	71.04	1.957	11:29:14.415
7 -	2:14.913	71.83	0.462	11:31:29.328
8 -	2:14.867 (3)	71.85	0.416	11:33:44.195
9 -	2:14.602 (2)	71.99	0.151	11:35:58.797
10 -	<b>2:14.451 (1)</b>	<b>72.08</b>		<b>11:38:13.248</b>

P9 90 Paul OGBORN				
LAP	LAP TIME	MPH	DIFF	TIME OF DAY
1 -	2:26.701	66.06	11.945	11:17:45.350
2 -	2:17.996	70.22	3.240	11:20:03.346
3 -	2:19.925	69.26	5.169	11:22:23.271
4 -	2:18.855	69.79	4.099	11:24:42.126
5 -	2:16.332	71.08	1.576	11:26:58.458
6 -	2:16.381	71.06	1.625	11:29:14.839
7 -	<b>2:14.756 (1)</b>	<b>71.91</b>		<b>11:31:29.595</b>
8 -	2:15.886 (2)	71.31	1.130	11:33:45.481
9 -	2:16.036 (3)	71.24	1.280	11:36:01.517
10 -	2:17.676	70.39	2.920	11:38:19.193

P10 42 Will BURNHAM				
LAP	LAP TIME	MPH	DIFF	TIME OF DAY
1 -	2:33.967	62.94	21.156	11:17:52.616
2 -	2:19.650	69.39	6.839	11:20:12.266
3 -	2:19.809	69.31	6.998	11:22:32.075

# Classic Mini Racing

## RACE 2 - LAP ANALYSIS

DIFF = Difference To Personal Best Lap, P = In Pit Lane, D = Time Disallowed

4 -	2:20.295	69.07	7.484	11:24:52.370
5 -	2:17.886	70.28	5.075	11:27:10.256
6 -	2:15.357	71.59	2.546	11:29:25.613
7 -	2:14.494 (3)	72.05	1.683	11:31:40.107
8 -	2:15.052	71.75	2.241	11:33:55.159
9 -	2:13.300 (2)	72.70	0.489	11:36:08.459
<b>10 -</b>	<b>2:12.811 (1)</b>	<b>72.97</b>		<b>11:38:21.270</b>

### P11 14 Tristan BEARD

LAP	LAP TIME	MPH	DIFF	TIME OF DAY
1 -	2:33.702	63.05	17.884	11:17:52.351
2 -	2:20.754	68.85	4.936	11:20:13.105
3 -	2:19.887	69.27	4.069	11:22:32.992
4 -	2:20.233	69.10	4.415	11:24:53.225
5 -	2:18.432	70.00	2.614	11:27:11.657
<b>6 -</b>	<b>2:15.818 (1)</b>	<b>71.35</b>		<b>11:29:27.475</b>
7 -	2:16.784 (2)	70.85	0.966	11:31:44.259
8 -	2:17.582	70.44	1.764	11:34:01.841
9 -	2:17.312	70.57	1.494	11:36:19.153
10 -	2:17.090 (3)	70.69	1.272	11:38:36.243

### P12 9 Graham SHEPPARD

LAP	LAP TIME	MPH	DIFF	TIME OF DAY
1 -	2:31.620	63.91	15.113	11:17:50.269
2 -	2:21.379	68.54	4.872	11:20:11.648
3 -	2:23.656	67.46	7.149	11:22:35.304
4 -	2:20.182	69.13	3.675	11:24:55.486
5 -	2:16.810 (2)	70.83	0.303	11:27:12.296
6 -	2:16.868	70.80	0.361	11:29:29.164
7 -	2:17.936	70.25	1.429	11:31:47.100
8 -	2:17.269	70.60	0.762	11:34:04.369
9 -	2:16.821 (3)	70.83	0.314	11:36:21.190
<b>10 -</b>	<b>2:16.507 (1)</b>	<b>70.99</b>		<b>11:38:37.697</b>

### P13 38 James BRYAN

LAP	LAP TIME	MPH	DIFF	TIME OF DAY
1 -	2:30.779	64.27	13.385	11:17:49.428
2 -	2:21.469	68.50	4.075	11:20:10.897
3 -	2:20.516	68.96	3.122	11:22:31.413
4 -	2:19.624 (3)	69.41	2.230	11:24:51.037
5 -	2:20.089	69.17	2.695	11:27:11.126
<b>6 -</b>	<b>2:17.394 (1)</b>	<b>70.53</b>		<b>11:29:28.520</b>
7 -	2:18.050 (2)	70.20	0.656	11:31:46.570
8 -	2:20.175	69.13	2.781	11:34:06.745
9 -	2:21.743	68.37	4.349	11:36:28.488
10 -	2:24.827	66.91	7.433	11:38:53.315

### P14 97 Nick TOWNEND

LAP	LAP TIME	MPH	DIFF	TIME OF DAY
1 -	2:34.280	62.81	14.647	11:17:52.929
2 -	2:20.853 (2)	68.80	1.220	11:20:13.782
3 -	2:22.652	67.93	3.019	11:22:36.434
4 -	2:21.126	68.67	1.493	11:24:57.560
<b>5 -</b>	<b>2:19.633 (1)</b>	<b>69.40</b>		<b>11:27:17.193</b>
6 -	2:20.921 (3)	68.77	1.288	11:29:38.114
7 -	2:21.874	68.30	2.241	11:31:59.988
8 -	2:22.202	68.15	2.569	11:34:22.190
9 -	2:21.635	68.42	2.002	11:36:43.825
10 -	2:21.707	68.38	2.074	11:39:05.532

DIFF = Difference To Personal Best Lap, P = In Pit Lane, D = Time Disallowed

P15 40 Chris DIDCOTT				
LAP	LAP TIME	MPH	DIFF	TIME OF DAY
1 -	2:31.059	64.15	12.144	11:17:49.708
2 -	2:21.544	68.46	2.629	11:20:11.252
3 -	2:20.977 (2)	68.74	2.062	11:22:32.229
4 -	2:37.658	61.47	18.743	11:25:09.887
5 -	2:23.094	67.72	4.179	11:27:32.981
6 -	2:21.985	68.25	3.070	11:29:54.966
7 -	2:21.991	68.25	3.076	11:32:16.957
<b>8 -</b>	<b>2:18.915 (1)</b>	<b>69.76</b>		<b>11:34:35.872</b>
9 -	2:21.321	68.57	2.406	11:36:57.193
10 -	2:21.173 (3)	68.64	2.258	11:39:18.366

# Classic Mini Racing

## RACE 2 - STATISTICS

**Competitors Started** 15  
**Planned Start** 2026-04-11 @ 11:10:00.000  
**Actual Start** 2026-04-11 @ 11:15:18.648  
**Finish Time** 2026-04-11 @ 11:37:07.414  
**Track Length** 2.6920mi.  
**Total Laps** 150  
**Total Distance Covered** 403.8042mi.

### Session Fastest Lap History

NO	CL	NAME	LAP TIME	TIME OF DAY	LAP	VEHICLE
16	CMR (G)	Chris MORGAN	2:17.620	11:17:36.272	1	Classic Mini 1275
16	CMR (G)	Chris MORGAN	2:10.623	11:19:46.893	2	Classic Mini 1275
16	CMR (G)	Chris MORGAN	2:10.299	11:21:57.197	3	Classic Mini 1275
16	CMR (G)	Chris MORGAN	2:10.219	11:28:28.763	6	Classic Mini 1275
11	CMR	Neven KIRKPATRICK	2:09.997	11:28:30.364	6	Classic Mini 1275
12	CMR (G)	Kelvin FLETCHER	2:09.502	11:28:30.599	6	Classic Mini 1275

### Session Leader History

NO	CL	NAME	FROM LAP	LAPS LED	DISTANCE	VEHICLE
16	CMR (G)	Chris MORGAN	1	10	26.92 miles	Classic Mini 1275

### Flag History

TYPE	TIME OF DAY
GREEN	11:15:18.648
FINISH	11:37:07.414

### Flag Statistics

TYPE	COUNT	TOTAL LAPS	TOTAL TIME
Green	1	10	24:13.743
Red	0	0	0.000
Safety Car	0	0	0.000
FCY	0	0	0.000

# Classic Mini Racing

## RACE 2 - STATISTICS

CLASS : CMR

11 Starters

### Fastest Lap History

NO	NAME	LAP TIME	TIME OF DAY	LAP	VEHICLE
11	Neven KIRKPATRICK	<b>2:18.900</b>	11:17:37.594	1	Classic Mini 1275
11	Neven KIRKPATRICK	<b>2:10.722</b>	11:19:48.316	2	Classic Mini 1275
11	Neven KIRKPATRICK	<b>2:10.393</b>	11:24:09.518	4	Classic Mini 1275
11	Neven KIRKPATRICK	<b>2:09.997</b>	11:28:30.364	6	Classic Mini 1275
11	Neven KIRKPATRICK	<b>2:09.967</b>	11:30:40.331	7	Classic Mini 1275
10	David KIRKPATRICK	<b>2:09.959</b>	11:37:19.242	10	Classic Mini 1275

### Leader History

NO	NAME	FROM LAP	LAPS LED	DISTANCE	VEHICLE
11	Neven KIRKPATRICK	1	10	26.92 miles	Classic Mini 1275

# Classic Mini Racing

## RACE 2 - STATISTICS

**CLASS : CMR (G)**

**4 Starters**

### Fastest Lap History

NO	NAME	LAP TIME	TIME OF DAY	LAP	VEHICLE
16	Chris MORGAN	<b>2:17.620</b>	11:17:36.272	1	Classic Mini 1275
16	Chris MORGAN	<b>2:10.623</b>	11:19:46.893	2	Classic Mini 1275
16	Chris MORGAN	<b>2:10.299</b>	11:21:57.197	3	Classic Mini 1275
16	Chris MORGAN	<b>2:10.219</b>	11:28:28.763	6	Classic Mini 1275
12	Kelvin FLETCHER	<b>2:09.502</b>	11:28:30.599	6	Classic Mini 1275

### Leader History

NO	NAME	FROM LAP	LAPS LED	DISTANCE	VEHICLE
16	Chris MORGAN	1	10	26.92 miles	Classic Mini 1275



**brsc**<sup>7</sup>  
DRIVEN BY RACING

# Classic Mini Racing

## RACE 6 - GRID (20 minutes) - AMENDED

ROW 8	15	<b>22</b> Brayden FLETCHER	
ROW 7	13	<b>97</b> Nick TOWNEND	14 <b>40</b> Chris DIDCOTT
ROW 6		11 <b>9</b> Graham SHEPPARD	12 <b>38</b> James BRYAN
ROW 5	9	<b>11</b> Neven KIRKPATRICK	10 <b>16</b> Chris MORGAN
ROW 4		7 <b>7</b> Steven RIDEOUT	8 <b>12</b> Kelvin FLETCHER
ROW 3	5	<b>777</b> Dave REES	6 <b>10</b> David KIRKPATRICK
ROW 2		3 <b>90</b> Paul OGBORN	4 <b>46</b> David BURNS
ROW 1	1	<b>14</b> Tristan BEARD	2 <b>42</b> Will BURNHAM
<b>Pole</b>			

These results are provisional until the conclusion of any judicial and technical matters.

Oulton Park International: 2.6920 miles

Clerk Of Course: Dave Weston

Timekeeper: Peter Knight



Results can be found at [www.tsl-timing.com](http://www.tsl-timing.com)

Printed - 15:03 Saturday, 11 April 2026





**brscc**  
DRIVEN BY RACING

# Classic Mini Racing

## RACE 6 - GRID (20 minutes)

ROW 8	15	<b>40</b> Chris DIDCOTT	
ROW 7	13	<b>38</b> James BRYAN	14 <b>97</b> Nick TOWNEND
ROW 6	11	<b>14</b> Tristan BEARD	12 <b>9</b> Graham SHEPPARD
ROW 5	9	<b>11</b> Neven KIRKPATRICK	10 <b>16</b> Chris MORGAN
ROW 4	7	<b>7</b> Steven RIDEOUT	8 <b>12</b> Kelvin FLETCHER
ROW 3	5	<b>22</b> Brayden FLETCHER	6 <b>10</b> David KIRKPATRICK
ROW 2	3	<b>46</b> David BURNS	4 <b>777</b> Dave REES
ROW 1	1	<b>42</b> Will BURNHAM	2 <b>90</b> Paul OGBORN
<b>Pole</b>			

These results are provisional until the conclusion of any judicial and technical matters.

Oulton Park International: 2.6920 miles

Clerk Of Course: Dave Weston

Timekeeper: Peter Knight



Results can be found at [www.tsl-timing.com](http://www.tsl-timing.com)

Printed - 11:45 Saturday, 11 April 2026





# Classic Mini Racing

## RACE 6 - GRID (20 minutes)

ROW 8	15	<b>40</b> Chris DIDCOTT	
ROW 7	13	<b>38</b> James BRYAN	14 <b>97</b> Nick TOWNEND
ROW 6	11	<b>14</b> Tristan BEARD	12 <b>9</b> Graham SHEPPARD
ROW 5	9	<b>11</b> Neven KIRKPATRICK	10 <b>16</b> Chris MORGAN
ROW 4	7	<b>7</b> Steven RIDEOUT	8 <b>12</b> Kelvin FLETCHER
ROW 3	5	<b>22</b> Brayden FLETCHER	6 <b>10</b> David KIRKPATRICK
ROW 2	3	<b>46</b> David BURNS	4 <b>777</b> Dave REES
ROW 1	1	<b>42</b> Will BURNHAM	2 <b>90</b> Paul OGBORN
<b>Pole</b>			

These results are provisional until the conclusion of any judicial and technical matters.

Oulton Park International: 2.6920 miles

Clerk Of Course: Dave Weston

Timekeeper: Peter Knight



Results can be found at [www.tsl-timing.com](http://www.tsl-timing.com)

Printed - 11:45 Saturday, 11 April 2026





# Classic Mini Racing

## RACE 6 - CLASSIFICATION

Race Distance: 10 Laps / 26.92 miles

POS	NO	CL	PIC	NAME	ENTRY	LAPS	TIME	GAP	DIFF	MPH	BEST	ON	GRD	↑↓
1	11	CMR	1	Neven KIRKPATRICK	Classic Mini 1275	10	22:01.313			73.34	2:10.324	7	9	8
2	10	CMR	2	David KIRKPATRICK	Classic Mini 1275	10	22:02.221	0.908	0.908	73.29	2:10.553	7	6	4
3	16	CMR (G)	1	Chris MORGAN	Classic Mini 1275	10	22:02.617	1.304	0.396	73.27	2:10.565	7	10	7
4	12	CMR (G)	2	Kelvin FLETCHER	Classic Mini 1275	10	22:10.607	9.294	7.990	72.83	2:10.856	7	8	4
5	7	CMR	3	Steven RIDEOUT	Classic Mini 1275	10	22:10.742	9.429	0.135	72.82	2:11.073	10	7	2
6	22	CMR (G)	3	Brayden FLETCHER	Classic Mini 1275	10	22:21.911	20.598	11.169	72.22	2:11.598	8	15	9
7	42	CMR	4	Will BURNHAM	Classic Mini 1275	10	22:24.515	23.202	2.604	72.08	2:11.531	7	2	-5
8	777	CMR	5	Dave REES	Classic Mini 1275	10	22:50.915	49.602	26.400	70.69	2:14.255	7	5	-3
9	46	CMR	6	David BURNS	Classic Mini 1275	10	22:50.931	49.618	0.016	70.69	2:14.334	7	4	-5
10	38	CMR	7	James BRYAN	Classic Mini 1275	10	23:06.598	1:05.285	15.667	69.89	2:15.715	5	12	2
11	90	CMR (G)	4	Paul OGBORN	Classic Mini 1275	10	23:07.926	1:06.613	1.328	69.82	2:16.104	5	3	-8
12	14	CMR	8	Tristan BEARD	Classic Mini 1275	10	23:18.592	1:17.279	10.666	69.29	2:16.565	5	1	-11
13	40	CMR	9	Chris DIDCOTT	Classic Mini 1275	10	23:23.109	1:21.796	4.517	69.07	2:17.907	3	14	1
14	9	CMR	10	Graham SHEPPARD	Classic Mini 1275	10	23:24.473	1:23.160	1.364	69.00	2:17.231	4	11	-3
15	97	CMR	11	Nick TOWNEND	Classic Mini 1275	10	23:32.209	1:30.896	7.736	68.62	2:18.916	7	13	-2

### FASTEST LAP

11	CMR	Neven KIRKPATRICK	Classic Mini 1275	7	2:10.324	74.36 mph	119.67 kph
16	CMR (G)	Chris MORGAN	Classic Mini 1275	7	2:10.565	74.22 mph	119.45 kph

Weather / Track : Bright / Damp

These results are provisional until the conclusion of any judicial and technical matters.

Date: 11/04/2026 Start: 17:35 Finish: 17:57

Oulton Park International: 2.6920 miles

Clerk Of Course: Dave Weston

Timekeeper: Peter Knight



Results can be found at [www.tsl-timing.com](http://www.tsl-timing.com)

Printed - 18:02 Saturday, 11 April 2026



# Classic Mini Racing

## RACE 6 - LAP CHART

LAP 1 @ 17:37:52.195			LAP 2 @ 17:40:04.606			LAP 3 @ 17:42:15.381			LAP 4 @ 17:44:26.306			LAP 5 @ 17:46:37.599		
NO	BEHIND	LAP TIME	NO	BEHIND	LAP TIME	NO	BEHIND	LAP TIME	NO	BEHIND	LAP TIME	NO	BEHIND	LAP TIME
10		2:20.945	11		2:12.274	11		2:10.775	11		2:10.925	10		2:11.146
11	0.137	2:21.082	10	0.140	2:12.551	10	0.149	2:10.784	10	0.147	2:10.923	11	0.047	2:11.340
16	1.278	2:22.223	16	0.706	2:11.839	16	0.582	2:10.651	16	0.734	2:11.077	16	0.478	2:11.037
42	2.622	2:23.567	12	3.798	2:13.197	12	6.190	2:13.167	12	7.139	2:11.874	7	7.642	2:11.651
12	3.012	2:23.957	7	5.475	2:12.109	7	6.321	2:11.621	7	7.284	2:11.888	12	8.162	2:12.316
7	5.777	2:26.722	42	6.020	2:15.809	42	9.751	2:14.506	22	12.259	2:12.190	22	13.951	2:12.985
46	6.624	2:27.569	22	8.773	2:14.244	22	10.994	2:12.996	42	12.692	2:13.866	42	15.477	2:14.078
22	6.940	2:27.885	46	10.332	2:16.119	46	15.435	2:15.878	777	20.867	2:15.827	46	25.362	2:15.625
777	7.248	2:28.193	777	10.477	2:15.640	777	15.965	2:16.263	46	21.030	2:16.520	777	25.746	2:16.172
14	7.695	2:28.640	14	14.651	2:19.367	14	22.613	2:18.737	14	28.411	2:16.723	38	33.248	2:15.715
90	8.192	2:29.137	90	15.005	2:19.224	90	22.904	2:18.674	38	28.826	2:15.752	14	33.683	2:16.565
38	9.662	2:30.607	38	17.308	2:20.057	38	23.999	2:17.466	90	29.373	2:17.394	90	34.184	2:16.104
40	10.109	2:31.054	40	17.787	2:20.089	40	24.919	2:17.907	40	31.979	2:17.985	40	40.289	2:19.603
9	10.500	2:31.445	9	18.577	2:20.488	9	26.064	2:18.262	9	32.370	2:17.231	9	40.471	2:19.394
97	11.952	2:32.897	97	19.864	2:20.323	97	28.317	2:19.228	97	37.622	2:20.230	97	47.074	2:20.745

# Classic Mini Racing

## RACE 6 - LAP CHART

LAP 6 @ 17:48:49.248			LAP 7 @ 17:50:59.572			LAP 8 @ 17:53:10.890			LAP 9 @ 17:55:21.738			LAP 10 @ 17:57:32.563		
NO	BEHIND	LAP TIME	NO	BEHIND	LAP TIME	NO	BEHIND	LAP TIME	NO	BEHIND	LAP TIME	NO	BEHIND	LAP TIME
11		2:11.602	11		2:10.324	11		2:11.318	11		2:10.848	11		2:10.825
10	0.292	2:11.941	10	0.521	2:10.553	10	0.127	2:10.924	10	0.379	2:11.100	10	0.908	2:11.354
16	0.737	2:11.908	16	0.978	2:10.565	16	0.603	2:10.943	16	1.112	2:11.357	16	1.304	2:11.017
7	7.122	2:11.129	7	8.186	2:11.388	12	8.175	2:11.147	12	8.936	2:11.609	12	9.294	2:11.183
12	7.814	2:11.301	12	8.346	2:10.856	7	8.346	2:11.478	7	9.181	2:11.683	7	9.429	2:11.073
22	15.069	2:12.767	22	16.528	2:11.783	22	16.808	2:11.598	22	18.273	2:12.313	22	20.598	2:13.150
42	16.133	2:12.305	42	17.340	2:11.531	42	18.230	2:12.208	42	21.426	2:14.044	42	23.202	2:12.601
46	28.222	2:14.509	46	32.232	2:14.334	46	36.833	2:15.919	46	41.602	2:15.617	777	49.602	2:18.625
777	28.638	2:14.541	777	32.569	2:14.255	777	37.061	2:15.810	777	41.802	2:15.589	46	49.618	2:18.841
38	38.253	2:16.654	38	44.322	2:16.393	38	50.556	2:17.552	38	58.145	2:18.437	38	1:05.285	2:17.965
14	38.839	2:16.805	14	45.097	2:16.582	90	53.279	2:19.012	90	59.776	2:17.345	90	1:06.613	2:17.662
90	39.150	2:16.615	90	45.585	2:16.759	14	54.755	2:20.976	14	1:03.507	2:19.600	14	1:17.279	2:24.597
40	47.811	2:19.171	40	56.312	2:18.825	40	1:05.157	2:20.163	40	1:13.360	2:19.051	40	1:21.796	2:19.261
9	48.491	2:19.669	9	57.665	2:19.498	9	1:05.523	2:19.176	9	1:14.650	2:19.975	9	1:23.160	2:19.335
97	54.506	2:19.081	97	1:03.098	2:18.916	97	1:11.689	2:19.909	97	1:21.600	2:20.759	97	1:30.896	2:20.121

# Classic Mini Racing

## RACE 6 - POSITION CHART

No	Name	Lap Pos										
			1	2	3	4	5	6	7	8	9	10
14	BEARD	1	10	11	11	11	10	11	11	11	11	11
42	BURNHAM	2	11	10	10	10	11	10	10	10	10	10
90	OGBORN	3	16	16	16	16	16	16	16	16	16	16
46	BURNS	4	42	12	12	12	7	7	7	12	12	12
777	REES	5	12	7	7	7	12	12	12	7	7	7
10	KIRKPATRICK	6	7	42	42	22	22	22	22	22	22	22
7	RIDEOUT	7	46	22	22	42	42	42	42	42	42	42
12	FLETCHER	8	22	46	46	777	46	46	46	46	46	777
11	KIRKPATRICK	9	777	777	777	46	777	777	777	777	777	46
16	MORGAN	10	14	14	14	14	38	38	38	38	38	38
9	SHEPPARD	11	90	90	90	38	14	14	14	90	90	90
38	BRYAN	12	38	38	38	90	90	90	90	14	14	14
97	TOWNEND	13	40	40	40	40	40	40	40	40	40	40
40	DIDCOTT	14	9	9	9	9	9	9	9	9	9	9
22	FLETCHER	15	97	97	97	97	97	97	97	97	97	97

# Classic Mini Racing

## RACE 6 - LAP ANALYSIS

DIFF = Difference To Personal Best Lap, P = In Pit Lane, D = Time Disallowed

P1 11 Neven KIRKPATRICK				
LAP	LAP TIME	MPH	DIFF	TIME OF DAY
1 -	2:21.082	68.69	10.758	17:37:52.332
2 -	2:12.274	73.26	1.950	17:40:04.606
3 -	2:10.775 (2)	74.10	0.451	17:42:15.381
4 -	2:10.925	74.02	0.601	17:44:26.306
5 -	2:11.340	73.78	1.016	17:46:37.646
6 -	2:11.602	73.64	1.278	17:48:49.248
7 -	<b>2:10.324 (1)</b>	<b>74.36</b>		<b>17:50:59.572</b>
8 -	2:11.318	73.80	0.994	17:53:10.890
9 -	2:10.848	74.06	0.524	17:55:21.738
10 -	2:10.825 (3)	74.07	0.501	17:57:32.563

P2 10 David KIRKPATRICK				
LAP	LAP TIME	MPH	DIFF	TIME OF DAY
1 -	2:20.945	68.75	10.392	17:37:52.195
2 -	2:12.551	73.11	1.998	17:40:04.746
3 -	2:10.784 (2)	74.10	0.231	17:42:15.530
4 -	2:10.923 (3)	74.02	0.370	17:44:26.453
5 -	2:11.146	73.89	0.593	17:46:37.599
6 -	2:11.941	73.45	1.388	17:48:49.540
7 -	<b>2:10.553 (1)</b>	<b>74.23</b>		<b>17:51:00.093</b>
8 -	2:10.924	74.02	0.371	17:53:11.017
9 -	2:11.100	73.92	0.547	17:55:22.117
10 -	2:11.354	73.78	0.801	17:57:33.471

P3 16 Chris MORGAN				
LAP	LAP TIME	MPH	DIFF	TIME OF DAY
1 -	2:22.223	68.14	11.658	17:37:53.473
2 -	2:11.839	73.50	1.274	17:40:05.312
3 -	2:10.651 (2)	74.17	0.086	17:42:15.963
4 -	2:11.077	73.93	0.512	17:44:27.040
5 -	2:11.037	73.95	0.472	17:46:38.077
6 -	2:11.908	73.47	1.343	17:48:49.985
7 -	<b>2:10.565 (1)</b>	<b>74.22</b>		<b>17:51:00.550</b>
8 -	2:10.943 (3)	74.01	0.378	17:53:11.493
9 -	2:11.357	73.77	0.792	17:55:22.850
10 -	2:11.017	73.96	0.452	17:57:33.867

P4 12 Kelvin FLETCHER				
LAP	LAP TIME	MPH	DIFF	TIME OF DAY
1 -	2:23.957	67.32	13.101	17:37:55.207
2 -	2:13.197	72.75	2.341	17:40:08.404
3 -	2:13.167	72.77	2.311	17:42:21.571
4 -	2:11.874	73.48	1.018	17:44:33.445
5 -	2:12.316	73.24	1.460	17:46:45.761
6 -	2:11.301	73.80	0.445	17:48:57.062
7 -	<b>2:10.856 (1)</b>	<b>74.06</b>		<b>17:51:07.918</b>
8 -	2:11.147 (2)	73.89	0.291	17:53:19.065
9 -	2:11.609	73.63	0.753	17:55:30.674
10 -	2:11.183 (3)	73.87	0.327	17:57:41.857

P5 7 Steven RIDEOUT				
LAP	LAP TIME	MPH	DIFF	TIME OF DAY
1 -	2:26.722	66.05	15.649	17:37:57.972
2 -	2:12.109	73.35	1.036	17:40:10.081
3 -	2:11.621	73.63	0.548	17:42:21.702
4 -	2:11.888	73.48	0.815	17:44:33.590
5 -	2:11.651	73.61	0.578	17:46:45.241
6 -	2:11.129 (2)	73.90	0.056	17:48:56.370
7 -	2:11.388 (3)	73.76	0.315	17:51:07.758

DIFF = Difference To Personal Best Lap, P = In Pit Lane, D = Time Disallowed

8 -	2:11.478	73.71	0.405	17:53:19.236
9 -	2:11.683	73.59	0.610	17:55:30.919
10 -	<b>2:11.073 (1)</b>	<b>73.93</b>		<b>17:57:41.992</b>

P6 22 Brayden FLETCHER				
LAP	LAP TIME	MPH	DIFF	TIME OF DAY
1 -	2:27.885	65.53	16.287	17:37:59.135
2 -	2:14.244	72.19	2.646	17:40:13.379
3 -	2:12.996	72.86	1.398	17:42:26.375
4 -	2:12.190 (3)	73.31	0.592	17:44:38.565
5 -	2:12.985	72.87	1.387	17:46:51.550
6 -	2:12.767	72.99	1.169	17:49:04.317
7 -	2:11.783 (2)	73.53	0.185	17:51:16.100
8 -	<b>2:11.598 (1)</b>	<b>73.64</b>		<b>17:53:27.698</b>
9 -	2:12.313	73.24	0.715	17:55:40.011
10 -	2:13.150	72.78	1.552	17:57:53.161

P7 42 Will BURNHAM				
LAP	LAP TIME	MPH	DIFF	TIME OF DAY
1 -	2:23.567	67.50	12.036	17:37:54.817
2 -	2:15.809	71.35	4.278	17:40:10.626
3 -	2:14.506	72.05	2.975	17:42:25.132
4 -	2:13.866	72.39	2.335	17:44:38.998
5 -	2:14.078	72.28	2.547	17:46:53.076
6 -	2:12.305 (3)	73.24	0.774	17:49:05.381
7 -	<b>2:11.531 (1)</b>	<b>73.68</b>		<b>17:51:16.912</b>
8 -	2:12.208 (2)	73.30	0.677	17:53:29.120
9 -	2:14.044	72.29	2.513	17:55:43.164
10 -	2:12.601	73.08	1.070	17:57:55.765

P8 777 Dave REES				
LAP	LAP TIME	MPH	DIFF	TIME OF DAY
1 -	2:28.193	65.39	13.938	17:37:59.443
2 -	2:15.640	71.44	1.385	17:40:15.083
3 -	2:16.263	71.12	2.008	17:42:31.346
4 -	2:15.827	71.35	1.572	17:44:47.173
5 -	2:16.172	71.16	1.917	17:47:03.345
6 -	2:14.541 (2)	72.03	0.286	17:49:17.886
7 -	<b>2:14.255 (1)</b>	<b>72.18</b>		<b>17:51:32.141</b>
8 -	2:15.810	71.35	1.555	17:53:47.951
9 -	2:15.589 (3)	71.47	1.334	17:56:03.540
10 -	2:18.625	69.91	4.370	17:58:22.165

P9 46 David BURNS				
LAP	LAP TIME	MPH	DIFF	TIME OF DAY
1 -	2:27.569	65.67	13.235	17:37:58.819
2 -	2:16.119	71.19	1.785	17:40:14.938
3 -	2:15.878	71.32	1.544	17:42:30.816
4 -	2:16.520	70.98	2.186	17:44:47.336
5 -	2:15.625	71.45	1.291	17:47:02.961
6 -	2:14.509 (2)	72.04	0.175	17:49:17.470
7 -	<b>2:14.334 (1)</b>	<b>72.14</b>		<b>17:51:31.804</b>
8 -	2:15.919	71.30	1.585	17:53:47.723
9 -	2:15.617 (3)	71.46	1.283	17:56:03.340
10 -	2:18.841	69.80	4.507	17:58:22.181

P10 38 James BRYAN				
LAP	LAP TIME	MPH	DIFF	TIME OF DAY
1 -	2:30.607	64.34	14.892	17:38:01.857
2 -	2:20.057	69.19	4.342	17:40:21.914
3 -	2:17.466	70.49	1.751	17:42:39.380

# Classic Mini Racing

## RACE 6 - LAP ANALYSIS

DIFF = Difference To Personal Best Lap, P = In Pit Lane, D = Time Disallowed

4 -	2:15.752 (2)	71.38	0.037	17:44:55.132
5 -	<b>2:15.715 (1)</b>	<b>71.40</b>		<b>17:47:10.847</b>
6 -	2:16.654	70.91	0.939	17:49:27.501
7 -	2:16.393 (3)	71.05	0.678	17:51:43.894
8 -	2:17.552	70.45	1.837	17:54:01.446
9 -	2:18.437	70.00	2.722	17:56:19.883
10 -	2:17.965	70.24	2.250	17:58:37.848

### P11 90 Paul OGBORN

LAP	LAP TIME	MPH	DIFF	TIME OF DAY
1 -	2:29.137	64.98	13.033	17:38:00.387
2 -	2:19.224	69.60	3.120	17:40:19.611
3 -	2:18.674	69.88	2.570	17:42:38.285
4 -	2:17.394	70.53	1.290	17:44:55.679
5 -	<b>2:16.104 (1)</b>	<b>71.20</b>		<b>17:47:11.783</b>
6 -	2:16.615 (2)	70.93	0.511	17:49:28.398
7 -	2:16.759 (3)	70.86	0.655	17:51:45.157
8 -	2:19.012	69.71	2.908	17:54:04.169
9 -	2:17.345	70.56	1.241	17:56:21.514
10 -	2:17.662	70.39	1.558	17:58:39.176

### P12 14 Tristan BEARD

LAP	LAP TIME	MPH	DIFF	TIME OF DAY
1 -	2:28.640	65.19	12.075	17:37:59.890
2 -	2:19.367	69.53	2.802	17:40:19.257
3 -	2:18.737	69.85	2.172	17:42:37.994
4 -	2:16.723 (3)	70.88	0.158	17:44:54.717
5 -	<b>2:16.565 (1)</b>	<b>70.96</b>		<b>17:47:11.282</b>
6 -	2:16.805	70.84	0.240	17:49:28.087
7 -	2:16.582 (2)	70.95	0.017	17:51:44.669
8 -	2:20.976	68.74	4.411	17:54:05.645
9 -	2:19.600	69.42	3.035	17:56:25.245
10 -	2:24.597	67.02	8.032	17:58:49.842

### P13 40 Chris DIDCOTT

LAP	LAP TIME	MPH	DIFF	TIME OF DAY
1 -	2:31.054	64.15	13.147	17:38:02.304
2 -	2:20.089	69.17	2.182	17:40:22.393
3 -	<b>2:17.907 (1)</b>	<b>70.27</b>		<b>17:42:40.300</b>
4 -	2:17.985 (2)	70.23	0.078	17:44:58.285
5 -	2:19.603	69.42	1.696	17:47:17.888
6 -	2:19.171	69.63	1.264	17:49:37.059
7 -	2:18.825 (3)	69.80	0.918	17:51:55.884
8 -	2:20.163	69.14	2.256	17:54:16.047
9 -	2:19.051	69.69	1.144	17:56:35.098
10 -	2:19.261	69.59	1.354	17:58:54.359

### P14 9 Graham SHEPPARD

LAP	LAP TIME	MPH	DIFF	TIME OF DAY
1 -	2:31.445	63.99	14.214	17:38:02.695
2 -	2:20.488	68.98	3.257	17:40:23.183
3 -	2:18.262 (2)	70.09	1.031	17:42:41.445
4 -	<b>2:17.231 (1)</b>	<b>70.62</b>		<b>17:44:58.676</b>
5 -	2:19.394	69.52	2.163	17:47:18.070
6 -	2:19.669	69.38	2.438	17:49:37.739
7 -	2:19.498	69.47	2.267	17:51:57.237
8 -	2:19.176 (3)	69.63	1.945	17:54:16.413
9 -	2:19.975	69.23	2.744	17:56:36.388
10 -	2:19.335	69.55	2.104	17:58:55.723

DIFF = Difference To Personal Best Lap, P = In Pit Lane, D = Time Disallowed

P15 97 Nick TOWNEND				
LAP	LAP TIME	MPH	DIFF	TIME OF DAY
1 -	2:32.897	63.38	13.981	17:38:04.147
2 -	2:20.323	69.06	1.407	17:40:24.470
3 -	2:19.228 (3)	69.60	0.312	17:42:43.698
4 -	2:20.230	69.11	1.314	17:45:03.928
5 -	2:20.745	68.85	1.829	17:47:24.673
6 -	2:19.081 (2)	69.68	0.165	17:49:43.754
7 -	<b>2:18.916 (1)</b>	<b>69.76</b>		<b>17:52:02.670</b>
8 -	2:19.909	69.26	0.993	17:54:22.579
9 -	2:20.759	68.85	1.843	17:56:43.338
10 -	2:20.121	69.16	1.205	17:59:03.459

# Classic Mini Racing

## RACE 6 - STATISTICS

**Competitors Started** 15  
**Planned Start** 2026-04-11 @ 17:30:00.000  
**Actual Start** 2026-04-11 @ 17:35:31.249  
**Finish Time** 2026-04-11 @ 17:57:30.845  
**Track Length** 2.6920mi.  
**Total Laps** 150  
**Total Distance Covered** 403.8042mi.

### Session Fastest Lap History

NO	CL	NAME	LAP TIME	TIME OF DAY	LAP	VEHICLE
10	CMR	David KIRKPATRICK	2:20.945	17:37:52.246	1	Classic Mini 1275
11	CMR	Neven KIRKPATRICK	2:12.274	17:40:04.651	2	Classic Mini 1275
16	CMR (G)	Chris MORGAN	2:11.839	17:40:05.316	2	Classic Mini 1275
11	CMR	Neven KIRKPATRICK	2:10.775	17:42:15.426	3	Classic Mini 1275
16	CMR (G)	Chris MORGAN	2:10.651	17:42:15.967	3	Classic Mini 1275
11	CMR	Neven KIRKPATRICK	2:10.324	17:50:59.618	7	Classic Mini 1275

### Session Leader History

NO	CL	NAME	FROM LAP	LAPS LED	DISTANCE	VEHICLE
10	CMR	David KIRKPATRICK	1	1	2.69 miles	Classic Mini 1275
11	CMR	Neven KIRKPATRICK	2	3	8.07 miles	Classic Mini 1275
10	CMR	David KIRKPATRICK	5	1	2.69 miles	Classic Mini 1275
11	CMR	Neven KIRKPATRICK	6	5	13.46 miles	Classic Mini 1275

### Flag History

TYPE	TIME OF DAY
GREEN	17:35:31.249
FINISH	17:57:30.845

### Flag Statistics

TYPE	COUNT	TOTAL LAPS	TOTAL TIME
Green	1	10	25:24.799
Red	0	0	0.000
Safety Car	0	0	0.000
FCY	0	0	0.000

# Classic Mini Racing

## RACE 6 - STATISTICS

CLASS : CMR

11 Starters

### Fastest Lap History

NO	NAME	LAP TIME	TIME OF DAY	LAP	VEHICLE
10	David KIRKPATRICK	<b>2:20.945</b>	17:37:52.246	1	Classic Mini 1275
11	Neven KIRKPATRICK	<b>2:12.274</b>	17:40:04.651	2	Classic Mini 1275
7	Steven RIDEOUT	<b>2:12.109</b>	17:40:10.128	2	Classic Mini 1275
11	Neven KIRKPATRICK	<b>2:10.775</b>	17:42:15.426	3	Classic Mini 1275
11	Neven KIRKPATRICK	<b>2:10.324</b>	17:50:59.618	7	Classic Mini 1275

### Leader History

NO	NAME	FROM LAP	LAPS LED	DISTANCE	VEHICLE
10	David KIRKPATRICK	1	1	2.69 miles	Classic Mini 1275
11	Neven KIRKPATRICK	2	3	8.07 miles	Classic Mini 1275
10	David KIRKPATRICK	5	1	2.69 miles	Classic Mini 1275
11	Neven KIRKPATRICK	6	5	13.46 miles	Classic Mini 1275

# Classic Mini Racing

## RACE 6 - STATISTICS

CLASS : CMR (G)

4 Starters

### Fastest Lap History

NO	NAME	LAP TIME	TIME OF DAY	LAP	VEHICLE
16	Chris MORGAN	<b>2:22.223</b>	17:37:53.475	1	Classic Mini 1275
16	Chris MORGAN	<b>2:11.839</b>	17:40:05.316	2	Classic Mini 1275
16	Chris MORGAN	<b>2:10.651</b>	17:42:15.967	3	Classic Mini 1275
16	Chris MORGAN	<b>2:10.565</b>	17:51:00.551	7	Classic Mini 1275

### Leader History

NO	NAME	FROM LAP	LAPS LED	DISTANCE	VEHICLE
16	Chris MORGAN	1	10	26.92 miles	Classic Mini 1275