FIX A WHEEL PRODUCTION CUP & SILVERLAKE DS3 CUP

Clapham North Summer Race Weekend

Cadwell Park

9th / 10th August 2025

Timing & Results Provided by Timing Solutions Ltd

www.tsl-timing.com

Fix-A-Wheel Production Cup

QUALIFYING - RACE 5 - CLASSIFICATION

POS	NO	CL	PIC	NAME	ENTRY	TIME	ON	LAPS	GAP	DIFF	MPH
1	**555**	B	1	**Adam READ**	BMW Compact	**1:39.412**	3	9			79.19
2	**38**	B	2	**Morgan WROOT**	Audi TT	**1:39.445**	4	8	**0.033**	0.033	79.17
3	**111**	A	1	**Rich HOCKLEY**	Honda Civic	**1:39.587**	4	7	**0.175**	0.142	79.05
4	**75**	A	2	**Robert BUCKLAND**	Renault Clio 182	**1:41.609**	8	8	**2.197**	2.022	77.48
5	**7**	B	3	**Matthew HOLLIER**	Renault Clio 182	**1:42.101**	6	9	**2.689**	0.492	77.11
6	**123**	A	3	**Tim EVANS**	Audi TT	**1:42.119**	4	6	**2.707**	0.018	77.09
7	**96**	C	1	**David MYCOCK**	Renault Clio 182	**1:44.518**	3	8	**5.106**	2.399	75.32
8	**39**	C	2	**Simon SHERIDAN**	Honda Civic EK	**1:45.466**	3	4	**6.054**	0.948	74.65
9	**119**	E	1	**Dale EDWARDS**	Peugeot 206 GTI	**1:47.014**	6	8	**7.602**	1.548	73.57
10	**182**	C	3	**Bruce HADFIELD**	Mazda MX5 ND	**1:48.348**	3	8	**8.936**	1.334	72.66
11	**21**	DS3	1	**Henry SWANSON**	Citroen DS3	**1:53.037**	8	8	**13.625**	4.689	69.65

Weather / Track : Sunny / Dry

These results are provisional until the conclusion of any judicial and technical matters.

Date: 09/08/2025 Start: 10:43 Finish: 10:58

Cadwell Park : 2.1869 miles

Clerk Of Course: Rob Lee	Timekeeper: Stewart Burr	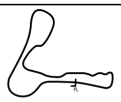

Results can be found at www.tsl-timing.com

Printed - 11:00 Saturday, 09 August 2025

Fix-A-Wheel Production Cup

QUALIFYING - RACE 5 - LAP ANALYSIS

DIFF = Difference To Personal Best Lap, P = In Pit Lane, D = Time Disallowed

P1 555 Adam READ

LAP	LAP TIME	MPH	DIFF	TIME OF DAY
1 -	1:47.636	73.14	8.224	10:46:08.532
2 -	1:40.105	78.64	0.693	10:47:48.637
3 -	***1:39.412 (1)***	***79.19***		***10:49:28.049***
4 -	1:39.658 (2)	79.00	0.246	10:51:07.707
5 -	1:40.177	78.59	0.765	10:52:47.884
6 -	1:43.837	75.82	4.425	10:54:31.721
7 -	1:40.072	78.67	0.660	10:56:11.793
8 -	1:39.752 (3)	78.92	0.340	10:57:51.545
9 -	1:51.921	70.34	12.509	10:59:43.466

P2 38 Morgan WROOT

LAP	LAP TIME	MPH	DIFF	TIME OF DAY
1 -	1:47.382	73.31	7.937	10:46:23.841
2 -	1:41.220	77.78	1.775	10:48:05.061
3 -	1:40.663 (3)	78.21	1.218	10:49:45.724
4 -	***1:39.445 (1)***	***79.17***		***10:51:25.169***
5 -	1:42.454	76.84	3.009	10:53:07.623
6 -	1:49.589	71.84	10.144	10:54:57.212
7 -	1:39.777 (2)	78.90	0.332	10:56:36.989
8 -	1:41.150	77.83	1.705	10:58:18.139

P3 111 Rich HOCKLEY

LAP	LAP TIME	MPH	DIFF	TIME OF DAY
1 -	1:45.538	74.60	5.951	10:45:59.949
2 -	1:39.976 (2)	78.75	0.389	10:47:39.925
3 -	1:40.079 (3)	78.66	0.492	10:49:20.004
4 -	***1:39.587 (1)***	***79.05***		***10:50:59.591***
5 -	1:48.496	72.56	8.909	10:52:48.087
6 -	2:03.762	63.61	24.175	10:54:51.849
7 -	1:44.370	75.43	4.783	10:56:36.219

P4 75 Robert BUCKLAND

LAP	LAP TIME	MPH	DIFF	TIME OF DAY
1 -	2:00.081	65.56	18.472	10:46:31.703
2 -	1:51.905	70.35	10.296	10:48:23.608
3 -	1:45.766	74.43	4.157	10:50:09.374
4 -	1:45.011	74.97	3.402	10:51:54.385
5 -	1:44.098 (3)	75.63	2.489	10:53:38.483
6 -	1:44.004 (2)	75.70	2.395	10:55:22.487
7 -	1:44.391	75.42	2.782	10:57:06.878
8 -	***1:41.609 (1)***	***77.48***		***10:58:48.487***

P5 7 Matthew HOLLIER

LAP	LAP TIME	MPH	DIFF	TIME OF DAY
1 -	1:57.195	67.18	15.094	10:46:17.555
2 -	1:47.108	73.50	5.007	10:48:04.663
3 -	1:43.994	75.70	1.893	10:49:48.657
4 -	1:46.289	74.07	4.188	10:51:34.946
5 -	1:42.513 (2)	76.80	0.412	10:53:17.459
6 -	***1:42.101 (1)***	***77.11***		***10:54:59.560***
7 -	1:56.934	67.33	14.833	10:56:56.494
8 -	1:42.655 (3)	76.69	0.554	10:58:39.149
9 -	1:47.376	73.32	5.275	11:00:26.525

P6 123 Tim EVANS

LAP	LAP TIME	MPH	DIFF	TIME OF DAY
1 -	1:48.413	72.62	6.294	10:46:14.997
2 -	1:44.223	75.54	2.104	10:47:59.220

DIFF = Difference To Personal Best Lap, P = In Pit Lane, D = Time Disallowed

3 -	1:42.551 (2)	76.77	0.432	10:49:41.771
4 -	***1:42.119 (1)***	***77.09***		***10:51:23.890***
5 -	1:43.870	75.79	1.751	10:53:07.760
6 -	1:43.260 (3)	76.24	1.141	10:54:51.020

P7 96 David MYCOCK

LAP	LAP TIME	MPH	DIFF	TIME OF DAY
1 -	2:04.468	63.25	19.950	10:46:40.092
2 -	1:48.336 (3)	72.67	3.818	10:48:28.428
3 -	***1:44.518 (1)***	***75.32***		***10:50:12.946***
4 -	1:46.975 (2)	73.59	2.457	10:51:59.921
5 -	2:06.256	62.35	21.738	10:54:06.177
6 -	2:00.470	65.35	15.952	10:56:06.647
7 -	1:58.260	66.57	13.742	10:58:04.907
8 -	1:52.079	70.24	7.561	10:59:56.986

P8 39 Simon SHERIDAN

LAP	LAP TIME	MPH	DIFF	TIME OF DAY
1 -	1:55.187 (3)	68.35	9.721	10:46:33.980
2 -	1:47.090 (2)	73.51	1.624	10:48:21.070
3 -	***1:45.466 (1)***	***74.65***		***10:50:06.536***
4 -	2:41.761	48.67	56.295	10:52:48.297

P9 119 Dale EDWARDS

LAP	LAP TIME	MPH	DIFF	TIME OF DAY
1 -	1:55.906	67.92	8.892	10:46:18.706
2 -	1:50.816	71.04	3.802	10:48:09.522
3 -	1:49.309	72.02	2.295	10:49:58.831
4 -	1:48.141	72.80	1.127	10:51:46.972
5 -	1:47.937 (3)	72.94	0.923	10:53:34.909
6 -	***1:47.014 (1)***	***73.57***		***10:55:21.923***
7 -	1:50.359	71.34	3.345	10:57:12.282
8 -	1:47.119 (2)	73.49	0.105	10:58:59.401

P10 182 Bruce HADFIELD

LAP	LAP TIME	MPH	DIFF	TIME OF DAY
1 -	2:05.324	62.82	16.976	10:46:41.561
2 -	1:49.482	71.91	1.134	10:48:31.043
3 -	***1:48.348 (1)***	***72.66***		***10:50:19.391***
4 -	1:48.747	72.39	0.399	10:52:08.138
5 -	1:48.449 (2)	72.59	0.101	10:53:56.587
6 -	1:48.453 (3)	72.59	0.105	10:55:45.040
7 -	1:51.263	70.76	2.915	10:57:36.303
8 -	1:48.923	72.28	0.575	10:59:25.226

P11 21 Henry SWANSON

LAP	LAP TIME	MPH	DIFF	TIME OF DAY
1 -	2:00.475	65.35	7.438	10:46:49.111
2 -	1:54.740	68.61	1.703	10:48:43.851
3 -	1:54.106	68.99	1.069	10:50:37.957
4 -	1:54.941	68.49	1.904	10:52:32.898
5 -	1:54.095	69.00	1.058	10:54:26.993
6 -	1:53.879 (3)	69.13	0.842	10:56:20.872
7 -	1:53.138 (2)	69.58	0.101	10:58:14.010
8 -	***1:53.037 (1)***	***69.65***		***11:00:07.047***

Weather / Track : Sunny / Dry

Cadwell Park : 2.1869 miles
Date: 09/08/2025 Start: 10:43 Finish: 10:58

Results can be found at www.tsl-timing.com

Printed - 11:01 Saturday, 09 August 2025

Fix-A-Wheel Production Cup

QUALIFYING - RACE 5 - STATISTICS

Competitors Started	11
Planned Start	2025-08-09 @ 10:00:00.000
Actual Start	2025-08-09 @ 10:43:44.718
Finish Time	2025-08-09 @ 10:58:45.811
Track Length	2.1869mi.
Total Laps	83
Total Distance Covered	181.5209mi.

Session Fastest Lap History

NO	CL	NAME	LAP TIME	TIME OF DAY	LAP	VEHICLE
111	A	**Rich HOCKLEY**	**1:45.538**	10:45:59.960	1	Honda Civic
111	A	**Rich HOCKLEY**	**1:39.976**	10:47:39.937	2	Honda Civic
555	B	**Adam READ**	**1:39.412**	10:49:28.065	3	BMW Compact

Flag History

TYPE	TIME OF DAY
GREEN	10:43:44.718
FINISH	10:58:45.811

Flag Statistics

TYPE	COUNT	TOTAL LAPS	TOTAL TIME
Green	1	9	16:47.191
Red	0	0	0.000
Safety Car	0	0	0.000
FCY	0	0	0.000

Weather / Track : Sunny / Dry

Cadwell Park : 2.1869 miles
Date: 09/08/2025 Start: 10:43 Finish: 10:58

Fix-A-Wheel Production Cup

QUALIFYING - RACE 5 - STATISTICS

CLASS : A

3 Starters

Fastest Lap History

NO	NAME	LAP TIME	TIME OF DAY	LAP	VEHICLE
111	**Rich HOCKLEY**	**1:45.538**	10:45:59.960	1	Honda Civic
111	**Rich HOCKLEY**	**1:39.976**	10:47:39.937	2	Honda Civic
111	**Rich HOCKLEY**	**1:39.587**	10:50:59.603	4	Honda Civic

Weather / Track : Sunny / Dry

Cadwell Park : 2.1869 miles
Date: 09/08/2025 Start: 10:43 Finish: 10:58

Fix-A-Wheel Production Cup

QUALIFYING - RACE 5 - STATISTICS

CLASS : DS3

1 Starters

Fastest Lap History

NO	NAME	LAP TIME	TIME OF DAY	LAP	VEHICLE
21	**Henry SWANSON**	**2:00.475**	10:46:49.134	1	Citroen DS3
21	**Henry SWANSON**	**1:54.740**	10:48:43.873	2	Citroen DS3
21	**Henry SWANSON**	**1:54.106**	10:50:37.980	3	Citroen DS3
21	**Henry SWANSON**	**1:54.095**	10:54:27.014	5	Citroen DS3
21	**Henry SWANSON**	**1:53.879**	10:56:20.894	6	Citroen DS3
21	**Henry SWANSON**	**1:53.138**	10:58:14.032	7	Citroen DS3
21	**Henry SWANSON**	**1:53.037**	11:00:07.068	8	Citroen DS3

Weather / Track : Sunny / Dry

Cadwell Park : 2.1869 miles
Date: 09/08/2025 Start: 10:43 Finish: 10:58

Fix-A-Wheel Production Cup

QUALIFYING - RACE 5 - STATISTICS

CLASS : B

3 Starters

Fastest Lap History

NO	NAME	LAP TIME	TIME OF DAY	LAP	VEHICLE
555	**Adam READ**	**1:47.636**	10:46:08.548	1	BMW Compact
38	**Morgan WROOT**	**1:47.382**	10:46:23.855	1	Audi TT
555	**Adam READ**	**1:40.105**	10:47:48.653	2	BMW Compact
555	**Adam READ**	**1:39.412**	10:49:28.065	3	BMW Compact

Weather / Track : Sunny / Dry

Cadwell Park : 2.1869 miles
Date: 09/08/2025 Start: 10:43 Finish: 10:58

Fix-A-Wheel Production Cup

QUALIFYING - RACE 5 - STATISTICS

CLASS : C

3 Starters

Fastest Lap History

NO	NAME	LAP TIME	TIME OF DAY	LAP	VEHICLE
39	**Simon SHERIDAN**	**1:55.187**	10:46:33.998	1	Honda Civic EK
39	**Simon SHERIDAN**	**1:47.090**	10:48:21.088	2	Honda Civic EK
39	**Simon SHERIDAN**	**1:45.466**	10:50:06.554	3	Honda Civic EK
96	**David MYCOCK**	**1:44.518**	10:50:12.969	3	Renault Clio 182

Weather / Track : Sunny / Dry

Cadwell Park : 2.1869 miles
Date: 09/08/2025 Start: 10:43 Finish: 10:58

Fix-A-Wheel Production Cup

QUALIFYING - RACE 5 - STATISTICS

CLASS : E

1 Starters

Fastest Lap History

NO	NAME	LAP TIME	TIME OF DAY	LAP	VEHICLE
119	**Dale EDWARDS**	**1:55.906**	10:46:18.726	1	Peugeot 206 GTI
119	**Dale EDWARDS**	**1:50.816**	10:48:09.544	2	Peugeot 206 GTI
119	**Dale EDWARDS**	**1:49.309**	10:49:58.854	3	Peugeot 206 GTI
119	**Dale EDWARDS**	**1:48.141**	10:51:46.993	4	Peugeot 206 GTI
119	**Dale EDWARDS**	**1:47.937**	10:53:34.929	5	Peugeot 206 GTI
119	**Dale EDWARDS**	**1:47.014**	10:55:21.942	6	Peugeot 206 GTI

Weather / Track : Sunny / Dry

Cadwell Park : 2.1869 miles
Date: 09/08/2025 Start: 10:43 Finish: 10:58

Fix-A-Wheel Production Cup

RACE 5 - GRID (15 minutes)

ROW 6	11	21	Henry SWANSON	1:53.037
ROW 5	10	182	Bruce HADFIELD	1:48.348
	9	119	Dale EDWARDS	1:47.014
ROW 4	8	39	Simon SHERIDAN	1:45.466
	7	96	David MYCOCK	1:44.518
ROW 3	6	123	Tim EVANS	1:42.119
	5	7	Matthew HOLLIER	1:42.101
ROW 2	4	75	Robert BUCKLAND	1:41.609
	3	111	Rich HOCKLEY	1:39.587
ROW 1	2	38	Morgan WROOT	1:39.445
	1	555	Adam READ	1:39.412

Pole

These results are provisional until the conclusion of any judicial and technical matters.

Cadwell Park : 2.1869 miles

Clerk Of Course: Rob Lee	Timekeeper: Stewart Burr	

Results can be found at www.tsl-timing.com

Printed - 11:01 Saturday, 09 August 2025

Fix-A-Wheel Production Cup

RACE 5 - CLASSIFICATION

Race Distance: 9 Laps / 19.68 miles

POS	NO	CL	PIC	NAME	ENTRY	LAPS	TIME	GAP	DIFF	MPH	BEST	ON	GRD	↑↓
1	**111**	A	1	**Rich HOCKLEY**	Honda Civic	**9**	15:05.190			78.28	**1:39.078**	7	3	2
2	**555**	B	1	**Adam READ**	BMW Compact	**9**	15:10.551	**5.361**	5.361	77.81	**1:40.063**	5	1	-1
3	**123**	A	2	**Tim EVANS**	Audi TT	**9**	15:26.378	**21.188**	15.827	76.49	**1:40.920**	2	6	3
4	**38**	B	2	**Morgan WROOT**	Audi TT	**9**	15:28.044	**22.854**	1.666	76.35	**1:41.543**	5	2	-2
5	**75**	A	3	**Robert BUCKLAND**	Renault Clio 182	**9**	15:30.284	**25.094**	2.240	76.16	**1:40.151**	6	4	-1
6	**7**	B	3	**Matthew HOLLIER**	Renault Clio 182	**9**	15:31.522	**26.332**	1.238	76.06	**1:41.447**	4	5	-1
7	**96**	C	1	**David MYCOCK**	Renault Clio 182	**9**	15:44.304	**39.114**	12.782	75.03	**1:43.278**	8	7	0
8	**39**	C	2	**Simon SHERIDAN**	Honda Civic EK	**9**	15:52.743	**47.553**	8.439	74.37	**1:43.925**	2	8	0
9	**119**	E	1	**Dale EDWARDS**	Peugeot 206 GTI	**9**	16:07.387	**1:02.197**	14.644	73.24	**1:45.982**	7	9	0
10	**182**	C	3	**Bruce HADFIELD**	Mazda MX5 ND	**9**	16:17.004	**1:11.814**	9.617	72.52	**1:46.603**	2	10	0
11	**21**	DS3	1	**Henry SWANSON**	Citroen DS3	**8**	15:16.217	**1 Lap**	1 Lap	68.74	**1:52.537**	3	11	0

FASTEST LAP

111	A	**Rich HOCKLEY**	Honda Civic	**7**	1:39.078	79.46 mph	127.88 kph
555	B	**Adam READ**	BMW Compact	**5**	1:40.063	78.68 mph	126.62 kph
96	C	**David MYCOCK**	Renault Clio 182	**8**	1:43.278	76.23 mph	122.68 kph
119	E	**Dale EDWARDS**	Peugeot 206 GTI	**7**	1:45.982	74.28 mph	119.55 kph
21	DS3	**Henry SWANSON**	Citroen DS3	**3**	1:52.537	69.96 mph	112.59 kph

Weather / Track : Bright / Dry

These results are provisional until the conclusion of any judicial and technical matters.

Date: 09/08/2025 Start: 15:31 Finish: 15:46

Cadwell Park : 2.1869 miles

Clerk Of Course: Rob Lee	Timekeeper: Stewart Burr	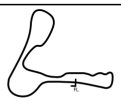

Results can be found at www.tsl-timing.com

Printed - 15:47 Saturday, 09 August 2025

Fix-A-Wheel Production Cup

RACE 5 - LAP CHART

LAP 1		@ 15:33:06.483	LAP 2		@ 15:34:46.681	LAP 3		@ 15:36:27.228	LAP 4		@ 15:38:07.346	LAP 5		@ 15:39:47.220
NO	BEHIND	LAP TIME	NO	BEHIND	LAP TIME	NO	BEHIND	LAP TIME	NO	BEHIND	LAP TIME	NO	BEHIND	LAP TIME
555		1:46.097	**555**		1:40.198	**111**		1:39.404	**111**		1:40.118	**111**		1:39.874
111	0.930	1:47.027	**111**	1.143	1:40.411	**555**	0.039	1:40.586	**555**	1.163	1:41.242	**555**	1.352	1:40.063
38	4.895	1:50.992	**123**	5.813	1:40.920	**123**	6.404	1:41.138	**123**	7.569	1:41.283	**123**	9.211	1:41.516
123	5.091	1:51.188	**38**	8.185	1:43.488	**38**	9.863	1:42.225	**38**	11.937	1:42.192	**38**	13.606	1:41.543
75	6.569	1:52.666	**75**	8.937	1:42.566	**75**	10.406	1:42.016	**75**	12.709	1:42.421	**75**	14.209	1:41.374
39	8.001	1:54.098	**7**	11.598	1:42.818	**7**	12.829	1:41.778	**7**	14.158	1:41.447	**7**	16.546	1:42.262
96	8.142	1:54.239	**39**	11.728	1:43.925	**39**	15.270	1:44.089	**96**	19.372	1:44.001	**96**	23.244	1:43.746
7	8.978	1:55.075	**96**	12.385	1:44.441	**96**	15.489	1:43.651	**39**	21.031	1:45.879	**39**	25.362	1:44.205
119	10.215	1:56.312	**119**	16.432	1:46.415	**119**	22.340	1:46.455	**119**	28.906	1:46.684	**119**	35.834	1:46.802
182	12.436	1:58.533	**182**	18.841	1:46.603	**182**	25.447	1:47.153	**182**	32.611	1:47.282	**182**	39.367	1:46.630
21	17.607	2:03.704	**21**	30.707	1:53.298	**21**	42.697	1:52.537	**21**	55.382	1:52.803	**21**	1:08.551	1:53.043

Weather / Track : Bright / Dry

Cadwell Park : 2.1869 miles
Date: 09/08/2025 Start: 15:31 Finish: 15:46

Fix-A-Wheel Production Cup

RACE 5 - LAP CHART

LAP 6		@ 15:41:26.762
NO	BEHIND	LAP TIME
111		1:39.542
555	1.956	1:40.146
123	11.776	1:42.107
75	14.818	1:40.151
38	16.354	1:42.290
7	18.882	1:41.878
96	27.459	1:43.757
39	30.656	1:44.836
119	42.655	1:46.363
182	46.838	1:47.013
21	1:22.225	1:53.216

LAP 7		@ 15:43:05.840
NO	BEHIND	LAP TIME
111		1:39.078
555	3.072	1:40.194
123	14.374	1:41.676
38	19.286	1:42.010
75	19.812	1:44.072
7	21.321	1:41.517
96	32.268	1:43.887
39	36.458	1:44.880
119	49.559	1:45.982
182	55.209	1:47.449
21	1:36.698	1:53.551

LAP 8		@ 15:44:45.219
NO	BEHIND	LAP TIME
111		1:39.379
555	3.970	1:40.277
123	18.502	1:43.507
38	21.502	1:41.595
75	23.771	1:43.338
7	24.741	1:42.799
96	36.167	1:43.278
39	42.325	1:45.246
119	56.349	1:46.169
182	1:05.159	1:49.329

LAP 9		@ 15:46:25.576
NO	BEHIND	LAP TIME
111		1:40.357
555	5.361	1:41.748
21	1 Lap	1:54.065
123	21.188	1:43.043
38	22.854	1:41.709
75	25.094	1:41.680
7	26.332	1:41.948
96	39.114	1:43.304
39	47.553	1:45.585
119	1:02.197	1:46.205
182	1:11.814	1:47.012

Weather / Track : Bright / Dry

Cadwell Park : 2.1869 miles
Date: 09/08/2025 Start: 15:31 Finish: 15:46

Fix-A-Wheel Production Cup

RACE 5 - POSITION CHART

		Lap	1	2	3	4	5	6	7	8	9
No	Name	Pos									
555	READ	1	555	555	111	111	111	111	111	111	111
38	WROOT	2	111	111	555	555	555	555	555	555	555
111	HOCKLEY	3	38	123	123	123	123	123	123	123	123
75	BUCKLAND	4	123	38	38	38	38	75	38	38	38
7	HOLLIER	5	75	75	75	75	75	38	75	75	75
123	EVANS	6	39	7	7	7	7	7	7	7	7
96	MYCOCK	7	96	39	39	96	96	96	96	96	96
39	SHERIDAN	8	7	96	96	39	39	39	39	39	39
119	EDWARDS	9	119	119	119	119	119	119	119	119	119
182	HADFIELD	10	182	182	182	182	182	182	182	182	182
21	SWANSON	11	21	21	21	21	21	21	21	21	

Weather / Track : Bright / Dry

Cadwell Park : 2.1869 miles
Date: 09/08/2025 Start: 15:31 Finish: 15:46

Results can be found at www.tsl-timing.com

Printed - 15:48 Saturday, 09 August 2025

Fix-A-Wheel Production Cup

RACE 5 - LAP ANALYSIS

DIFF = Difference To Personal Best Lap, P = In Pit Lane, D = Time Disallowed

P1 111 Rich HOCKLEY

LAP	LAP TIME	MPH	DIFF	TIME OF DAY
1 -	1:47.027	73.56	7.949	15:33:07.413
2 -	1:40.411	78.40	1.333	15:34:47.824
3 -	1:39.404 (3)	79.20	0.326	15:36:27.228
4 -	1:40.118	78.63	1.040	15:38:07.346
5 -	1:39.874	78.83	0.796	15:39:47.220
6 -	1:39.542	79.09	0.464	15:41:26.762
7 -	***1:39.078 (1)***	***79.46***		***15:43:05.840***
8 -	1:39.379 (2)	79.22	0.301	15:44:45.219
9 -	1:40.357	78.45	1.279	15:46:25.576

P2 555 Adam READ

LAP	LAP TIME	MPH	DIFF	TIME OF DAY
1 -	1:46.097	74.20	6.034	15:33:06.483
2 -	1:40.198	78.57	0.135	15:34:46.681
3 -	1:40.586	78.27	0.523	15:36:27.267
4 -	1:41.242	77.76	1.179	15:38:08.509
5 -	***1:40.063 (1)***	***78.68***		***15:39:48.572***
6 -	1:40.146 (2)	78.61	0.083	15:41:28.718
7 -	1:40.194 (3)	78.57	0.131	15:43:08.912
8 -	1:40.277	78.51	0.214	15:44:49.189
9 -	1:41.748	77.37	1.685	15:46:30.937

P3 123 Tim EVANS

LAP	LAP TIME	MPH	DIFF	TIME OF DAY
1 -	1:51.188	70.80	10.268	15:33:11.574
2 -	***1:40.920 (1)***	***78.01***		***15:34:52.494***
3 -	1:41.138 (2)	77.84	0.218	15:36:33.632
4 -	1:41.283 (3)	77.73	0.363	15:38:14.915
5 -	1:41.516	77.55	0.596	15:39:56.431
6 -	1:42.107	77.10	1.187	15:41:38.538
7 -	1:41.676	77.43	0.756	15:43:20.214
8 -	1:43.507	76.06	2.587	15:45:03.721
9 -	1:43.043	76.40	2.123	15:46:46.764

P4 38 Morgan WROOT

LAP	LAP TIME	MPH	DIFF	TIME OF DAY
1 -	1:50.992	70.93	9.449	15:33:11.378
2 -	1:43.488	76.07	1.945	15:34:54.866
3 -	1:42.225	77.01	0.682	15:36:37.091
4 -	1:42.192	77.04	0.649	15:38:19.283
5 -	***1:41.543 (1)***	***77.53***		***15:40:00.826***
6 -	1:42.290	76.96	0.747	15:41:43.116
7 -	1:42.010	77.18	0.467	15:43:25.126
8 -	1:41.595 (2)	77.49	0.052	15:45:06.721
9 -	1:41.709 (3)	77.40	0.166	15:46:48.430

P5 75 Robert BUCKLAND

LAP	LAP TIME	MPH	DIFF	TIME OF DAY
1 -	1:52.666	69.88	12.515	15:33:13.052
2 -	1:42.566	76.76	2.415	15:34:55.618
3 -	1:42.016	77.17	1.865	15:36:37.634
4 -	1:42.421	76.87	2.270	15:38:20.055
5 -	1:41.374 (2)	77.66	1.223	15:40:01.429
6 -	***1:40.151 (1)***	***78.61***		***15:41:41.580***
7 -	1:44.072	75.65	3.921	15:43:25.652
8 -	1:43.338	76.18	3.187	15:45:08.990
9 -	1:41.680 (3)	77.43	1.529	15:46:50.670

DIFF = Difference To Personal Best Lap, P = In Pit Lane, D = Time Disallowed

P6 7 Matthew HOLLIER

LAP	LAP TIME	MPH	DIFF	TIME OF DAY
1 -	1:55.075	68.41	13.628	15:33:15.461
2 -	1:42.818	76.57	1.371	15:34:58.279
3 -	1:41.778 (3)	77.35	0.331	15:36:40.057
4 -	***1:41.447 (1)***	***77.60***		***15:38:21.504***
5 -	1:42.262	76.99	0.815	15:40:03.766
6 -	1:41.878	77.28	0.431	15:41:45.644
7 -	1:41.517 (2)	77.55	0.070	15:43:27.161
8 -	1:42.799	76.58	1.352	15:45:09.960
9 -	1:41.948	77.22	0.501	15:46:51.908

P7 96 David MYCOCK

LAP	LAP TIME	MPH	DIFF	TIME OF DAY
1 -	1:54.239	68.91	10.961	15:33:14.625
2 -	1:44.441	75.38	1.163	15:34:59.066
3 -	1:43.651 (3)	75.95	0.373	15:36:42.717
4 -	1:44.001	75.70	0.723	15:38:26.718
5 -	1:43.746	75.88	0.468	15:40:10.464
6 -	1:43.757	75.88	0.479	15:41:54.221
7 -	1:43.887	75.78	0.609	15:43:38.108
8 -	***1:43.278 (1)***	***76.23***		***15:45:21.386***
9 -	1:43.304 (2)	76.21	0.026	15:47:04.690

P8 39 Simon SHERIDAN

LAP	LAP TIME	MPH	DIFF	TIME OF DAY
1 -	1:54.098	69.00	10.173	15:33:14.484
2 -	***1:43.925 (1)***	***75.75***		***15:34:58.409***
3 -	1:44.089 (2)	75.63	0.164	15:36:42.498
4 -	1:45.879	74.36	1.954	15:38:28.377
5 -	1:44.205 (3)	75.55	0.280	15:40:12.582
6 -	1:44.836	75.10	0.911	15:41:57.418
7 -	1:44.880	75.06	0.955	15:43:42.298
8 -	1:45.246	74.80	1.321	15:45:27.544
9 -	1:45.585	74.56	1.660	15:47:13.129

P9 119 Dale EDWARDS

LAP	LAP TIME	MPH	DIFF	TIME OF DAY
1 -	1:56.312	67.68	10.330	15:33:16.698
2 -	1:46.415	73.98	0.433	15:35:03.113
3 -	1:46.455	73.95	0.473	15:36:49.568
4 -	1:46.684	73.79	0.702	15:38:36.252
5 -	1:46.802	73.71	0.820	15:40:23.054
6 -	1:46.363	74.02	0.381	15:42:09.417
7 -	***1:45.982 (1)***	***74.28***		***15:43:55.399***
8 -	1:46.169 (2)	74.15	0.187	15:45:41.568
9 -	1:46.205 (3)	74.13	0.223	15:47:27.773

P10 182 Bruce HADFIELD

LAP	LAP TIME	MPH	DIFF	TIME OF DAY
1 -	1:58.533	66.42	11.930	15:33:18.919
2 -	***1:46.603 (1)***	***73.85***		***15:35:05.522***
3 -	1:47.153	73.47	0.550	15:36:52.675
4 -	1:47.282	73.38	0.679	15:38:39.957
5 -	1:46.630 (2)	73.83	0.027	15:40:26.587
6 -	1:47.013	73.57	0.410	15:42:13.600
7 -	1:47.449	73.27	0.846	15:44:01.049
8 -	1:49.329	72.01	2.726	15:45:50.378
9 -	1:47.012 (3)	73.57	0.409	15:47:37.390

Weather / Track : Bright / Dry

Cadwell Park : 2.1869 miles
Date: 09/08/2025 Start: 15:31 Finish: 15:46

Fix-A-Wheel Production Cup

RACE 5 - LAP ANALYSIS

DIFF = Difference To Personal Best Lap, P = In Pit Lane, D = Time Disallowed

P11 21 Henry SWANSON

LAP	LAP TIME	MPH	DIFF	TIME OF DAY
1 -	2:03.704	63.64	11.167	15:33:24.090
2 -	1:53.298	69.49	0.761	15:35:17.388
3 -	***1:52.537*** **(1)**	***69.96***		***15:37:09.925***
4 -	1:52.803 **(2)**	69.79	0.266	15:39:02.728
5 -	1:53.043 **(3)**	69.64	0.506	15:40:55.771
6 -	1:53.216	69.54	0.679	15:42:48.987
7 -	1:53.551	69.33	1.014	15:44:42.538
8 -	1:54.065	69.02	1.528	15:46:36.603

Weather / Track : Bright / Dry

Cadwell Park : 2.1869 miles
Date: 09/08/2025 Start: 15:31 Finish: 15:46

Fix-A-Wheel Production Cup

RACE 5 - STATISTICS

Competitors Started	11
Planned Start	2025-08-09 @ 15:27:00.000
Actual Start	2025-08-09 @ 15:31:20.385
Finish Time	2025-08-09 @ 15:46:24.037
Track Length	2.1869mi.
Total Laps	98
Total Distance Covered	214.3259mi.

Session Fastest Lap History

NO	CL	NAME	LAP TIME	TIME OF DAY	LAP	VEHICLE
555	B	**Adam READ**	**1:46.097**	15:33:06.500	1	BMW Compact
555	B	**Adam READ**	**1:40.198**	15:34:46.697	2	BMW Compact
111	A	**Rich HOCKLEY**	**1:39.404**	15:36:27.239	3	Honda Civic
111	A	**Rich HOCKLEY**	**1:39.078**	15:43:05.852	7	Honda Civic

Session Leader History

NO	CL	NAME	FROM LAP	LAPS LED	DISTANCE	VEHICLE
555	B	**Adam READ**	1	2	4.37 miles	BMW Compact
111	A	**Rich HOCKLEY**	3	7	15.30 miles	Honda Civic

Flag History

TYPE	TIME OF DAY
GREEN	15:31:20.385
FINISH	15:46:24.037

Flag Statistics

TYPE	COUNT	TOTAL LAPS	TOTAL TIME
Green	1	9	16:21.366
Red	0	0	0.000
Safety Car	0	0	0.000
FCY	0	0	0.000

Weather / Track : Bright / Dry

Cadwell Park : 2.1869 miles
Date: 09/08/2025 Start: 15:31 Finish: 15:46

Fix-A-Wheel Production Cup

RACE 5 - STATISTICS

CLASS : A

3 Starters

Fastest Lap History

NO	NAME	LAP TIME	TIME OF DAY	LAP	VEHICLE
111	**Rich HOCKLEY**	**1:47.027**	15:33:07.425	1	Honda Civic
111	**Rich HOCKLEY**	**1:40.411**	15:34:47.835	2	Honda Civic
111	**Rich HOCKLEY**	**1:39.404**	15:36:27.239	3	Honda Civic
111	**Rich HOCKLEY**	**1:39.078**	15:43:05.852	7	Honda Civic

Leader History

NO	NAME	FROM LAP	LAPS LED	DISTANCE	VEHICLE
111	**Rich HOCKLEY**	1	9	19.68 miles	Honda Civic

Weather / Track : Bright / Dry

Cadwell Park : 2.1869 miles
Date: 09/08/2025 Start: 15:31 Finish: 15:46

Fix-A-Wheel Production Cup

RACE 5 - STATISTICS

CLASS : DS3

1 Starters

Fastest Lap History

NO	NAME	LAP TIME	TIME OF DAY	LAP	VEHICLE
21	**Henry SWANSON**	**2:03.704**	15:33:24.111	1	Citroen DS3
21	**Henry SWANSON**	**1:53.298**	15:35:17.410	2	Citroen DS3
21	**Henry SWANSON**	**1:52.537**	15:37:09.947	3	Citroen DS3

Leader History

NO	NAME	FROM LAP	LAPS LED	DISTANCE	VEHICLE
21	**Henry SWANSON**	1	8	17.49 miles	Citroen DS3

Fix-A-Wheel Production Cup

RACE 5 - STATISTICS

CLASS : B

3 Starters

Fastest Lap History

NO	NAME	LAP TIME	TIME OF DAY	LAP	VEHICLE
555	**Adam READ**	**1:46.097**	15:33:06.500	1	BMW Compact
555	**Adam READ**	**1:40.198**	15:34:46.697	2	BMW Compact
555	**Adam READ**	**1:40.063**	15:39:48.588	5	BMW Compact

Leader History

NO	NAME	FROM LAP	LAPS LED	DISTANCE	VEHICLE
555	**Adam READ**	1	9	19.68 miles	BMW Compact

Weather / Track : Bright / Dry

Cadwell Park : 2.1869 miles
Date: 09/08/2025 Start: 15:31 Finish: 15:46

Fix-A-Wheel Production Cup

RACE 5 - STATISTICS

CLASS : C

3 Starters

Fastest Lap History

NO	NAME	LAP TIME	TIME OF DAY	LAP	VEHICLE
39	**Simon SHERIDAN**	**1:54.098**	15:33:14.501	1	Honda Civic EK
39	**Simon SHERIDAN**	**1:43.925**	15:34:58.426	2	Honda Civic EK
96	**David MYCOCK**	**1:43.651**	15:36:42.652	3	Renault Clio 182
96	**David MYCOCK**	**1:43.278**	15:45:21.408	8	Renault Clio 182

Leader History

NO	NAME	FROM LAP	LAPS LED	DISTANCE	VEHICLE
39	**Simon SHERIDAN**	1	3	6.56 miles	Honda Civic EK
96	**David MYCOCK**	4	6	13.12 miles	Renault Clio 182

Weather / Track : Bright / Dry

Cadwell Park : 2.1869 miles
Date: 09/08/2025 Start: 15:31 Finish: 15:46

Fix-A-Wheel Production Cup

RACE 5 - STATISTICS

CLASS : E

1 Starters

Fastest Lap History

NO	NAME	LAP TIME	TIME OF DAY	LAP	VEHICLE
119	**Dale EDWARDS**	**1:56.312**	15:33:16.717	1	Peugeot 206 GTI
119	**Dale EDWARDS**	**1:46.415**	15:35:03.133	2	Peugeot 206 GTI
119	**Dale EDWARDS**	**1:46.363**	15:42:09.437	6	Peugeot 206 GTI
119	**Dale EDWARDS**	**1:45.982**	15:43:55.422	7	Peugeot 206 GTI

Leader History

NO	NAME	FROM LAP	LAPS LED	DISTANCE	VEHICLE
119	**Dale EDWARDS**	1	9	19.68 miles	Peugeot 206 GTI

Fix-A-Wheel Production Cup

RACE 15 - GRID (15 minutes)

ROW 6	11	21	Henry SWANSON	
ROW 5	10	182	Bruce HADFIELD	9 119 Dale EDWARDS
ROW 4	8	39	Simon SHERIDAN	7 96 David MYCOCK
ROW 3	6	7	Matthew HOLLIER	5 75 Robert BUCKLAND
ROW 2	4	38	Morgan WROOT	3 123 Tim EVANS
ROW 1	2	555	Adam READ	1 111 Rich HOCKLEY **Pole**

These results are provisional until the conclusion of any judicial and technical matters.

Cadwell Park : 2.1869 miles

Clerk Of Course: Rob Lee	Timekeeper: Stewart Burr	

Results can be found at www.tsl-timing.com

Printed - 15:48 Saturday, 09 August 2025

Fix-A-Wheel Production Cup

RACE 15 - CLASSIFICATION

Race Distance: 9 Laps / 19.68 miles

POS	NO	CL	PIC	NAME	ENTRY	LAPS	TIME	GAP	DIFF	MPH	BEST	ON	GRD	↑↓
1	**38**	B	1	**Morgan WROOT**	Audi TT	**9**	15:05.895			78.21	**1:39.470**	8	4	3
2	**555**	B	2	**Adam READ**	BMW Compact	**9**	15:08.599	**2.704**	2.704	77.98	**1:39.490**	7	2	0
3	**111**	A	1	**Rich HOCKLEY**	Honda Civic	**9**	15:16.921	**11.026**	8.322	77.27	**1:37.916**	6	1	-2
4	**123**	A	2	**Tim EVANS**	Audi TT	**9**	15:24.395	**18.500**	7.474	76.65	**1:40.824**	3	3	-1
5	**75**	A	3	**Robert BUCKLAND**	Renault Clio 182	**9**	15:25.287	**19.392**	0.892	76.58	**1:40.435**	8	5	0
6	**7**	B	3	**Matthew HOLLIER**	Renault Clio 182	**9**	15:27.268	**21.373**	1.981	76.41	**1:41.025**	8	6	0
7	**96**	C	1	**David MYCOCK**	Renault Clio 182	**9**	15:36.633	**30.738**	9.365	75.65	**1:42.147**	6	7	0
8	**39**	C	2	**Simon SHERIDAN**	Honda Civic EK	**9**	16:02.853	**56.958**	26.220	73.59	**1:44.142**	3	8	0
9	**119**	E	1	**Dale EDWARDS**	Peugeot 206 GTI	**9**	16:11.106	**1:05.211**	8.253	72.96	**1:45.939**	7	9	0
10	**182**	C	3	**Bruce HADFIELD**	Mazda MX5 ND	**9**	16:20.776	**1:14.881**	9.670	72.24	**1:46.609**	5	10	0
11	**21**	DS3	1	**Henry SWANSON**	Citroen DS3	**8**	15:11.020	**1 Lap**	1 Lap	69.13	**1:52.055**	7	11	0

FASTEST LAP

111	A	**Rich HOCKLEY**	Honda Civic	**6**	1:37.916	80.40 mph	129.40 kph
38	B	**Morgan WROOT**	Audi TT	**8**	1:39.470	79.15 mph	127.38 kph
96	C	**David MYCOCK**	Renault Clio 182	**6**	1:42.147	77.07 mph	124.04 kph
119	E	**Dale EDWARDS**	Peugeot 206 GTI	**7**	1:45.939	74.31 mph	119.60 kph
21	DS3	**Henry SWANSON**	Citroen DS3	**7**	1:52.055	70.26 mph	113.07 kph

Weather / Track : Sunny / Dry

These results are provisional until the conclusion of any judicial and technical matters.

Date: 10/08/2025 Start: 12:28 Finish: 12:43

Cadwell Park : 2.1869 miles

Clerk Of Course: Rob Lee	Timekeeper: Stewart Burr	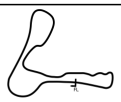

Results can be found at www.tsl-timing.com

Printed - 12:46 Sunday, 10 August 2025

Fix-A-Wheel Production Cup

RACE 15 - LAP CHART

LAP 1		@ 12:30:08.737
NO	BEHIND	LAP TIME
111		1:46.609
555	1.003	1:47.612
123	1.214	1:47.823
38	1.893	1:48.502
96	4.750	1:51.359
75	5.480	1:52.089
7	6.995	1:53.604
39	8.185	1:54.794
182	9.254	1:55.863
119	9.685	1:56.294
21	17.326	2:03.935

LAP 2		@ 12:31:48.558
NO	BEHIND	LAP TIME
111		1:39.821
555	1.293	1:40.111
38	2.233	1:40.161
123	5.409	1:44.016
96	9.492	1:44.563
75	9.729	1:44.070
7	10.323	1:43.149
39	12.719	1:44.355
182	16.246	1:46.813
119	16.697	1:46.833
21	30.222	1:52.717

LAP 3		@ 12:33:28.992
NO	BEHIND	LAP TIME
111		1:40.434
38	1.292	1:39.493
555	2.139	1:41.280
123	5.799	1:40.824
75	12.059	1:42.764
7	12.692	1:42.803
96	13.477	1:44.419
39	16.427	1:44.142
182	25.264	1:49.452
119	25.788	1:49.525
21	42.045	1:52.257

LAP 4		@ 12:35:07.934
NO	BEHIND	LAP TIME
111		1:38.942
38	1.892	1:39.542
555	2.854	1:39.657
123	8.688	1:41.831
75	14.445	1:41.328
7	15.369	1:41.619
96	17.209	1:42.674
39	22.017	1:44.532
119	33.937	1:47.091
182	34.970	1:48.648
21	55.624	1:52.521

LAP 5		@ 12:36:46.033
NO	BEHIND	LAP TIME
111		1:38.099
38	3.455	1:39.662
555	4.433	1:39.678
123	12.597	1:42.008
75	17.996	1:41.650
7	18.685	1:41.415
96	21.505	1:42.395
39	28.838	1:44.920
119	41.886	1:46.048
182	43.480	1:46.609
21	1:09.669	1:52.144

Weather / Track : Sunny / Dry

Cadwell Park : 2.1869 miles
Date: 10/08/2025 Start: 12:28 Finish: 12:43

Fix-A-Wheel Production Cup

RACE 15 - LAP CHART

LAP 6		@ 12:38:23.949
NO	BEHIND	LAP TIME
111		1:37.916
38	5.115	1:39.576
555	6.468	1:39.951
123	16.496	1:41.815
75	21.157	1:41.077
7	22.082	1:41.313
96	25.736	1:42.147
39	36.095	1:45.173
119	50.148	1:46.178
182	54.589	1:49.025
21	1:24.056	1:52.303

LAP 7		@ 12:40:04.280
NO	BEHIND	LAP TIME
111		1:40.331
38	4.467	1:39.683
555	5.627	1:39.490
123	17.482	1:41.317
75	22.069	1:41.243
7	22.828	1:41.077
96	27.931	1:42.526
39	40.802	1:45.038
119	55.756	1:45.939
182	1:01.909	1:47.651
21	1:35.780	1:52.055

LAP 8		@ 12:41:48.217
NO	BEHIND	LAP TIME
38		1:39.470
555	1.357	1:39.667
111	4.188	1:48.125
123	15.467	1:41.922
75	18.567	1:40.435
7	19.916	1:41.025
96	26.855	1:42.861
39	43.254	1:46.389
119	58.193	1:46.374
182	1:06.393	1:48.421

LAP 9		@ 12:43:28.023
NO	BEHIND	LAP TIME
38		1:39.806
555	2.704	1:41.153
21	1 Lap	1:53.088
111	11.026	1:46.644
123	18.500	1:42.839
75	19.392	1:40.631
7	21.373	1:41.263
96	30.738	1:43.689
39	56.958	1:53.510
119	1:05.211	1:46.824
182	1:14.881	1:48.294

Weather / Track : Sunny / Dry

Cadwell Park : 2.1869 miles
Date: 10/08/2025 Start: 12:28 Finish: 12:43

Fix-A-Wheel Production Cup

RACE 15 - POSITION CHART

		Lap	1	2	3	4	5	6	7	8	9
No	Name	Pos									
111	HOCKLEY	1	111	111	111	111	111	111	111	38	38
555	READ	2	555	555	38	38	38	38	38	555	555
123	EVANS	3	123	38	555	555	555	555	555	111	111
38	WROOT	4	38	123	123	123	123	123	123	123	123
75	BUCKLAND	5	96	96	75	75	75	75	75	75	75
7	HOLLIER	6	75	75	7	7	7	7	7	7	7
96	MYCOCK	7	7	7	96	96	96	96	96	96	96
39	SHERIDAN	8	39	39	39	39	39	39	39	39	39
119	EDWARDS	9	182	182	182	119	119	119	119	119	119
182	HADFIELD	10	119	119	119	182	182	182	182	182	182
21	SWANSON	11	21	21	21	21	21	21	21	21	

Weather / Track : Sunny / Dry

Cadwell Park : 2.1869 miles
Date: 10/08/2025 Start: 12:28 Finish: 12:43

Results can be found at www.tsl-timing.com

Printed - 12:47 Sunday, 10 August 2025

Fix-A-Wheel Production Cup

RACE 15 - LAP ANALYSIS

DIFF = Difference To Personal Best Lap, P = In Pit Lane, D = Time Disallowed

P1 38 Morgan WROOT

LAP	LAP TIME	MPH	DIFF	TIME OF DAY
1 -	1:48.502	72.56	9.032	12:30:10.630
2 -	1:40.161	78.60	0.691	12:31:50.791
3 -	1:39.493 (2)	79.13	0.023	12:33:30.284
4 -	1:39.542 (3)	79.09	0.072	12:35:09.826
5 -	1:39.662	78.99	0.192	12:36:49.488
6 -	1:39.576	79.06	0.106	12:38:29.064
7 -	1:39.683	78.98	0.213	12:40:08.747
8 -	***1:39.470 (1)***	***79.15***		***12:41:48.217***
9 -	1:39.806	78.88	0.336	12:43:28.023

P2 555 Adam READ

LAP	LAP TIME	MPH	DIFF	TIME OF DAY
1 -	1:47.612	73.16	8.122	12:30:09.740
2 -	1:40.111	78.64	0.621	12:31:49.851
3 -	1:41.280	77.73	1.790	12:33:31.131
4 -	1:39.657 (2)	79.00	0.167	12:35:10.788
5 -	1:39.678	78.98	0.188	12:36:50.466
6 -	1:39.951	78.77	0.461	12:38:30.417
7 -	***1:39.490 (1)***	***79.13***		***12:40:09.907***
8 -	1:39.667 (3)	78.99	0.177	12:41:49.574
9 -	1:41.153	77.83	1.663	12:43:30.727

P3 111 Rich HOCKLEY

LAP	LAP TIME	MPH	DIFF	TIME OF DAY
1 -	1:46.609	73.85	8.693	12:30:08.737
2 -	1:39.821	78.87	1.905	12:31:48.558
3 -	1:40.434	78.39	2.518	12:33:28.992
4 -	1:38.942 (3)	79.57	1.026	12:35:07.934
5 -	1:38.099 (2)	80.25	0.183	12:36:46.033
6 -	***1:37.916 (1)***	***80.40***		***12:38:23.949***
7 -	1:40.331	78.47	2.415	12:40:04.280
8 -	1:48.125	72.81	10.209	12:41:52.405
9 -	1:46.644	73.82	8.728	12:43:39.049

P4 123 Tim EVANS

LAP	LAP TIME	MPH	DIFF	TIME OF DAY
1 -	1:47.823	73.01	6.999	12:30:09.951
2 -	1:44.016	75.69	3.192	12:31:53.967
3 -	***1:40.824 (1)***	***78.08***		***12:33:34.791***
4 -	1:41.831	77.31	1.007	12:35:16.622
5 -	1:42.008	77.18	1.184	12:36:58.630
6 -	1:41.815 (3)	77.32	0.991	12:38:40.445
7 -	1:41.317 (2)	77.70	0.493	12:40:21.762
8 -	1:41.922	77.24	1.098	12:42:03.684
9 -	1:42.839	76.55	2.015	12:43:46.523

P5 75 Robert BUCKLAND

LAP	LAP TIME	MPH	DIFF	TIME OF DAY
1 -	1:52.089	70.24	11.654	12:30:14.217
2 -	1:44.070	75.65	3.635	12:31:58.287
3 -	1:42.764	76.61	2.329	12:33:41.051
4 -	1:41.328	77.70	0.893	12:35:22.379
5 -	1:41.650	77.45	1.215	12:37:04.029
6 -	1:41.077 (3)	77.89	0.642	12:38:45.106
7 -	1:41.243	77.76	0.808	12:40:26.349
8 -	***1:40.435 (1)***	***78.39***		***12:42:06.784***
9 -	1:40.631 (2)	78.23	0.196	12:43:47.415

DIFF = Difference To Personal Best Lap, P = In Pit Lane, D = Time Disallowed

P6 7 Matthew HOLLIER

LAP	LAP TIME	MPH	DIFF	TIME OF DAY
1 -	1:53.604	69.30	12.579	12:30:15.732
2 -	1:43.149	76.32	2.124	12:31:58.881
3 -	1:42.803	76.58	1.778	12:33:41.684
4 -	1:41.619	77.47	0.594	12:35:23.303
5 -	1:41.415	77.63	0.390	12:37:04.718
6 -	1:41.313	77.71	0.288	12:38:46.031
7 -	1:41.077 (2)	77.89	0.052	12:40:27.108
8 -	***1:41.025 (1)***	***77.93***		***12:42:08.133***
9 -	1:41.263 (3)	77.75	0.238	12:43:49.396

P7 96 David MYCOCK

LAP	LAP TIME	MPH	DIFF	TIME OF DAY
1 -	1:51.359	70.70	9.212	12:30:13.487
2 -	1:44.563	75.29	2.416	12:31:58.050
3 -	1:44.419	75.40	2.272	12:33:42.469
4 -	1:42.674	76.68	0.527	12:35:25.143
5 -	1:42.395 (2)	76.89	0.248	12:37:07.538
6 -	***1:42.147 (1)***	***77.07***		***12:38:49.685***
7 -	1:42.526 (3)	76.79	0.379	12:40:32.211
8 -	1:42.861	76.54	0.714	12:42:15.072
9 -	1:43.689	75.93	1.542	12:43:58.761

P8 39 Simon SHERIDAN

LAP	LAP TIME	MPH	DIFF	TIME OF DAY
1 -	1:54.794	68.58	10.652	12:30:16.922
2 -	1:44.355 (2)	75.44	0.213	12:32:01.277
3 -	***1:44.142 (1)***	***75.60***		***12:33:45.419***
4 -	1:44.532 (3)	75.31	0.390	12:35:29.951
5 -	1:44.920	75.04	0.778	12:37:14.871
6 -	1:45.173	74.85	1.031	12:39:00.044
7 -	1:45.038	74.95	0.896	12:40:45.082
8 -	1:46.389	74.00	2.247	12:42:31.471
9 -	1:53.510	69.36	9.368	12:44:24.981

P9 119 Dale EDWARDS

LAP	LAP TIME	MPH	DIFF	TIME OF DAY
1 -	1:56.294	67.70	10.355	12:30:18.422
2 -	1:46.833	73.69	0.894	12:32:05.255
3 -	1:49.525	71.88	3.586	12:33:54.780
4 -	1:47.091	73.51	1.152	12:35:41.871
5 -	1:46.048 (2)	74.24	0.109	12:37:27.919
6 -	1:46.178 (3)	74.15	0.239	12:39:14.097
7 -	***1:45.939 (1)***	***74.31***		***12:41:00.036***
8 -	1:46.374	74.01	0.435	12:42:46.410
9 -	1:46.824	73.70	0.885	12:44:33.234

P10 182 Bruce HADFIELD

LAP	LAP TIME	MPH	DIFF	TIME OF DAY
1 -	1:55.863	67.95	9.254	12:30:17.991
2 -	1:46.813 (2)	73.71	0.204	12:32:04.804
3 -	1:49.452	71.93	2.843	12:33:54.256
4 -	1:48.648	72.46	2.039	12:35:42.904
5 -	***1:46.609 (1)***	***73.85***		***12:37:29.513***
6 -	1:49.025	72.21	2.416	12:39:18.538
7 -	1:47.651 (3)	73.13	1.042	12:41:06.189
8 -	1:48.421	72.61	1.812	12:42:54.610
9 -	1:48.294	72.70	1.685	12:44:42.904

Weather / Track : Sunny / Dry

Cadwell Park : 2.1869 miles
Date: 10/08/2025 Start: 12:28 Finish: 12:43

Fix-A-Wheel Production Cup

RACE 15 - LAP ANALYSIS

DIFF = Difference To Personal Best Lap, P = In Pit Lane, D = Time Disallowed

P11 21 Henry SWANSON

LAP	LAP TIME	MPH	DIFF	TIME OF DAY
1 -	2:03.935	63.52	11.880	12:30:26.063
2 -	1:52.717	69.84	0.662	12:32:18.780
3 -	1:52.257 **(3)**	70.13	0.202	12:34:11.037
4 -	1:52.521	69.97	0.466	12:36:03.558
5 -	1:52.144 **(2)**	70.20	0.089	12:37:55.702
6 -	1:52.303	70.10	0.248	12:39:48.005
7 -	***1:52.055*** **(1)**	***70.26***		***12:41:40.060***
8 -	1:53.088	69.62	1.033	12:43:33.148

Weather / Track : Sunny / Dry

Cadwell Park : 2.1869 miles
Date: 10/08/2025 Start: 12:28 Finish: 12:43

Fix-A-Wheel Production Cup

RACE 15 - STATISTICS

Competitors Started	11
Planned Start	2025-08-10 @ 12:10:00.000
Actual Start	2025-08-10 @ 12:28:22.127
Finish Time	2025-08-10 @ 12:43:27.101
Track Length	2.1869mi.
Total Laps	98
Total Distance Covered	214.3259mi.

Session Fastest Lap History

NO	CL	NAME	LAP TIME	TIME OF DAY	LAP	VEHICLE
111	A	**Rich HOCKLEY**	**1:46.609**	12:30:08.749	1	Honda Civic
111	A	**Rich HOCKLEY**	**1:39.821**	12:31:48.570	2	Honda Civic
38	B	**Morgan WROOT**	**1:39.493**	12:33:30.298	3	Audi TT
111	A	**Rich HOCKLEY**	**1:38.942**	12:35:07.946	4	Honda Civic
111	A	**Rich HOCKLEY**	**1:38.099**	12:36:46.045	5	Honda Civic
111	A	**Rich HOCKLEY**	**1:37.916**	12:38:23.961	6	Honda Civic

Session Leader History

NO	CL	NAME	FROM LAP	LAPS LED	DISTANCE	VEHICLE
111	A	**Rich HOCKLEY**	1	7	15.30 miles	Honda Civic
38	B	**Morgan WROOT**	8	2	4.37 miles	Audi TT

Flag History

TYPE	TIME OF DAY
GREEN	12:28:22.127
FINISH	12:43:27.101

Flag Statistics

TYPE	COUNT	TOTAL LAPS	TOTAL TIME
Green	1	9	16:24.840
Red	0	0	0.000
Safety Car	0	0	0.000
FCY	0	0	0.000

Weather / Track : Sunny / Dry

Cadwell Park : 2.1869 miles
Date: 10/08/2025 Start: 12:28 Finish: 12:43

Fix-A-Wheel Production Cup

RACE 15 - STATISTICS

CLASS : A

3 Starters

Fastest Lap History

NO	NAME	LAP TIME	TIME OF DAY	LAP	VEHICLE
111	**Rich HOCKLEY**	**1:46.609**	12:30:08.749	1	Honda Civic
111	**Rich HOCKLEY**	**1:39.821**	12:31:48.570	2	Honda Civic
111	**Rich HOCKLEY**	**1:38.942**	12:35:07.946	4	Honda Civic
111	**Rich HOCKLEY**	**1:38.099**	12:36:46.045	5	Honda Civic
111	**Rich HOCKLEY**	**1:37.916**	12:38:23.961	6	Honda Civic

Leader History

NO	NAME	FROM LAP	LAPS LED	DISTANCE	VEHICLE
111	**Rich HOCKLEY**	1	9	19.68 miles	Honda Civic

Weather / Track : Sunny / Dry

Cadwell Park : 2.1869 miles
Date: 10/08/2025 Start: 12:28 Finish: 12:43

Fix-A-Wheel Production Cup

RACE 15 - STATISTICS

CLASS : DS3

1 Starters

Fastest Lap History

NO	NAME	LAP TIME	TIME OF DAY	LAP	VEHICLE
21	**Henry SWANSON**	**2:03.935**	12:30:26.085	1	Citroen DS3
21	**Henry SWANSON**	**1:52.717**	12:32:18.802	2	Citroen DS3
21	**Henry SWANSON**	**1:52.257**	12:34:11.059	3	Citroen DS3
21	**Henry SWANSON**	**1:52.144**	12:37:55.724	5	Citroen DS3
21	**Henry SWANSON**	**1:52.055**	12:41:40.082	7	Citroen DS3

Leader History

NO	NAME	FROM LAP	LAPS LED	DISTANCE	VEHICLE
21	**Henry SWANSON**	1	8	17.49 miles	Citroen DS3

Weather / Track : Sunny / Dry

Cadwell Park : 2.1869 miles
Date: 10/08/2025 Start: 12:28 Finish: 12:43

Fix-A-Wheel Production Cup

RACE 15 - STATISTICS

CLASS : B

3 Starters

Fastest Lap History

NO	NAME	LAP TIME	TIME OF DAY	LAP	VEHICLE
555	**Adam READ**	**1:47.612**	12:30:09.756	1	BMW Compact
555	**Adam READ**	**1:40.111**	12:31:49.867	2	BMW Compact
38	**Morgan WROOT**	**1:39.493**	12:33:30.298	3	Audi TT
555	**Adam READ**	**1:39.490**	12:40:09.924	7	BMW Compact
38	**Morgan WROOT**	**1:39.470**	12:41:48.230	8	Audi TT

Leader History

NO	NAME	FROM LAP	LAPS LED	DISTANCE	VEHICLE
555	**Adam READ**	1	2	4.37 miles	BMW Compact
38	**Morgan WROOT**	3	7	15.30 miles	Audi TT

Fix-A-Wheel Production Cup

RACE 15 - STATISTICS

CLASS : C

3 Starters

Fastest Lap History

NO	NAME	LAP TIME	TIME OF DAY	LAP	VEHICLE
96	**David MYCOCK**	**1:51.359**	12:30:13.506	1	Renault Clio 182
96	**David MYCOCK**	**1:44.563**	12:31:58.069	2	Renault Clio 182
39	**Simon SHERIDAN**	**1:44.355**	12:32:01.294	2	Honda Civic EK
39	**Simon SHERIDAN**	**1:44.142**	12:33:45.436	3	Honda Civic EK
96	**David MYCOCK**	**1:42.674**	12:35:25.163	4	Renault Clio 182
96	**David MYCOCK**	**1:42.395**	12:37:07.559	5	Renault Clio 182
96	**David MYCOCK**	**1:42.147**	12:38:49.706	6	Renault Clio 182

Leader History

NO	NAME	FROM LAP	LAPS LED	DISTANCE	VEHICLE
96	**David MYCOCK**	1	9	19.68 miles	Renault Clio 182

Fix-A-Wheel Production Cup

RACE 15 - STATISTICS

CLASS : E

1 Starters

Fastest Lap History

NO	NAME	LAP TIME	TIME OF DAY	LAP	VEHICLE
119	**Dale EDWARDS**	**1:56.294**	12:30:18.441	1	Peugeot 206 GTI
119	**Dale EDWARDS**	**1:46.833**	12:32:05.274	2	Peugeot 206 GTI
119	**Dale EDWARDS**	**1:46.048**	12:37:27.941	5	Peugeot 206 GTI
119	**Dale EDWARDS**	**1:45.939**	12:41:00.058	7	Peugeot 206 GTI

Leader History

NO	NAME	FROM LAP	LAPS LED	DISTANCE	VEHICLE
119	**Dale EDWARDS**	1	9	19.68 miles	Peugeot 206 GTI

Weather / Track : Sunny / Dry

Cadwell Park : 2.1869 miles
Date: 10/08/2025 Start: 12:28 Finish: 12:43

Fix-A-Wheel Production Cup

RACE 20 - GRID (15 minutes)

ROW 6		11 **21** Henry SWANSON	
ROW 5	10 **182** Bruce HADFIELD		9 **119** Dale EDWARDS
ROW 4	8 **39** Simon SHERIDAN	7 **96** David MYCOCK	
ROW 3	6 **7** Matthew HOLLIER		5 **75** Robert BUCKLAND
ROW 2	4 **123** Tim EVANS	3 **111** Rich HOCKLEY	
ROW 1	2 **555** Adam READ		1 **38** Morgan WROOT **Pole**

These results are provisional until the conclusion of any judicial and technical matters.

Cadwell Park : 2.1869 miles

Clerk Of Course: Rob Lee	Timekeeper: Stewart Burr	

Results can be found at www.tsl-timing.com

Printed - 12:47 Sunday, 10 August 2025

Fix-A-Wheel Production Cup

RACE 20 - CLASSIFICATION

Race Distance: 10 Laps / 21.86 miles

POS	NO	CL	PIC	NAME	ENTRY	LAPS	TIME	GAP	DIFF	MPH	BEST	ON	GRD	↑↓
1	111*	A	1	Rich HOCKLEY	Honda Civic	10	16:41.456			78.61	1:37.795	7	3	2
2	555	B	1	Adam READ	BMW Compact	10	16:57.446	15.990	15.990	77.38	1:39.913	4	2	0
3	75	A	2	Robert BUCKLAND	Renault Clio 182	10	17:01.242	19.786	3.796	77.09	1:39.611	10	5	2
4	96	C	1	David MYCOCK	Renault Clio 182	10	17:32.200	50.744	30.958	74.82	1:43.484	10	7	3
5	21	DS3	1	Henry SWANSON	Citroen DS3	9	17:24.326	1 Lap	1 Lap	67.85	1:51.992	6	11	6
					NOT CLASSIFIED									
DNF	38	B		Morgan WROOT	Audi TT	5	8:27.514	5 Laps	4 Laps	77.56	1:39.796	5	1	
DNF	39	C		Simon SHERIDAN	Honda Civic EK	3	5:25.270	7 Laps	2 Laps	72.61	1:43.921	2	8	
DNF	119	E		Dale EDWARDS	Peugeot 206 GTI	3	5:27.340	7 Laps	2.070	72.15	1:45.414	2	9	
DNF	7	B		Matthew HOLLIER	Renault Clio 182	1	1:54.184	9 Laps	2 Laps	68.95	1:54.184	1	6	
					NOT STARTED									
NS	123	A		Tim EVANS	Audi TT								4	
NS	182	C		Bruce HADFIELD	Mazda MX5 ND								10	

FASTEST LAP

111	A	Rich HOCKLEY	Honda Civic	7	1:37.795	80.50 mph	129.56 kph
38	B	Morgan WROOT	Audi TT	5	1:39.796	78.89 mph	126.96 kph
96	C	David MYCOCK	Renault Clio 182	10	1:43.484	76.08 mph	122.44 kph
119	E	Dale EDWARDS	Peugeot 206 GTI	2	1:45.414	74.68 mph	120.19 kph
21	DS3	Henry SWANSON	Citroen DS3	6	1:51.992	70.30 mph	113.13 kph

No. 111 - transponder stopped working

Weather / Track : Sunny / Dry

These results are provisional until the conclusion of any judicial and technical matters.

Date: 10/08/2025 Start: 15:31 Finish: 15:48

Cadwell Park : 2.1869 miles

Clerk Of Course: Rob Lee	Timekeeper: Stewart Burr	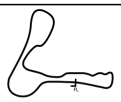

Results can be found at www.tsl-timing.com

Printed - 15:49 Sunday, 10 August 2025

Fix-A-Wheel Production Cup

RACE 20 - LAP CHART

LAP 1		@ 15:33:36.519
NO	BEHIND	LAP TIME
111		1:45.537
38	2.093	1:47.630
555	2.895	1:48.432
75	5.704	1:51.241
39	7.279	1:52.816
7	8.647	1:54.184
96	9.362	1:54.899
119	10.648	1:56.185
21	27.327	2:12.864

LAP 2		@ 15:35:15.726
NO	BEHIND	LAP TIME
111		1:39.207
38	2.814	1:39.928
555	3.855	1:40.167
75	8.349	1:41.852
39	11.993	1:43.921
96	13.657	1:43.502
119	16.855	1:45.414
21	42.045	1:53.925

LAP 3		@ 15:36:56.159
NO	BEHIND	LAP TIME
111		1:40.433
38	2.429	1:40.048
555	3.486	1:40.064
75	9.399	1:41.483
96	19.245	1:46.021
39	20.093	1:48.533
119	22.163	1:45.741
21	54.090	1:52.478

LAP 4		@ 15:38:35.633
NO	BEHIND	LAP TIME
111		1:39.474
38	3.067	1:40.112
555	3.925	1:39.913
75	10.814	1:40.889
96	23.844	1:44.073
21	1:10.078	1:55.462

LAP 5		@ 15:40:15.370
NO	BEHIND	LAP TIME
111		1:39.737
38	3.126	1:39.796
555	4.143	1:39.955
75	13.989	1:42.912
96	27.747	1:43.640
21	1:23.342	1:53.001

Weather / Track : Sunny / Dry

Cadwell Park : 2.1869 miles
Date: 10/08/2025 Start: 15:31 Finish: 15:48

Fix-A-Wheel Production Cup

RACE 20 - LAP CHART

LAP 6		@ 15:41:54.006
NO	BEHIND	LAP TIME
111		1:38.636
555	7.053	1:41.546
75	17.128	1:41.775
96	33.366	1:44.255
21	1:36.698	1:51.992

LAP 7		@ 15:43:31.801
NO	BEHIND	LAP TIME
111		1:37.795
555	10.661	1:41.403
75	20.526	1:41.193
96	40.076	1:44.505

LAP 8		@ 15:45:11.248
NO	BEHIND	LAP TIME
111		1:39.447
21	1 Lap	1:52.191
555	12.573	1:41.359
75	21.306	1:40.227
96	44.890	1:44.261

LAP 9		@ 15:46:51.063
NO	BEHIND	LAP TIME
111		1:39.815
555	15.246	1:42.488
75	21.550	1:40.059
21	1 Lap	1:55.661
96	48.635	1:43.560

LAP 10		@ 15:48:32.438
NO	BEHIND	LAP TIME
111		1:41.375
555	15.990	1:42.119
75	19.786	1:39.611
21	1 Lap	1:56.752
96	50.744	1:43.484

Weather / Track : Sunny / Dry

Cadwell Park : 2.1869 miles
Date: 10/08/2025 Start: 15:31 Finish: 15:48

Fix-A-Wheel Production Cup

RACE 20 - POSITION CHART

		Lap	1	2	3	4	5	6	7	8	9	10
No	Name	Pos										
38	WROOT	1	111	111	111	111	111	111	111	111	111	111
555	READ	2	38	38	38	38	38	555	555	555	555	555
111	HOCKLEY	3	555	555	555	555	555	75	75	75	75	75
123	EVANS	4	75	75	75	75	75	96	96	96	96	96
75	BUCKLAND	5	39	39	96	96	96	21	21	21	21	
7	HOLLIER	6	7	96	39	21	21					
96	MYCOCK	7	96	119	119							
39	SHERIDAN	8	119	21	21							
119	EDWARDS	9	21									
182	HADFIELD	10										
21	SWANSON	11										

Weather / Track : Sunny / Dry

Cadwell Park : 2.1869 miles
Date: 10/08/2025 Start: 15:31 Finish: 15:48

Results can be found at www.tsl-timing.com

Printed - 15:50 Sunday, 10 August 2025

Fix-A-Wheel Production Cup

RACE 20 - LAP ANALYSIS

DIFF = Difference To Personal Best Lap, P = In Pit Lane, D = Time Disallowed

P1 111 Rich HOCKLEY

LAP	LAP TIME	MPH	DIFF	TIME OF DAY
1 -	1:45.537	74.60	7.742	15:33:36.519
2 -	1:39.207 (3)	79.36	1.412	15:35:15.726
3 -	1:40.433	78.39	2.638	15:36:56.159
4 -	1:39.474	79.14	1.679	15:38:35.633
5 -	1:39.737	78.93	1.942	15:40:15.370
6 -	1:38.636 (2)	79.82	0.841	15:41:54.006
7 -	***1:37.795 (1)***	***80.50***		***15:43:31.801***
8 -	1:39.447	79.16	1.652	15:45:11.248
9 -	1:39.815	78.87	2.020	15:46:51.063
10 -	1:41.375	77.66	3.580	15:48:32.438

P2 555 Adam READ

LAP	LAP TIME	MPH	DIFF	TIME OF DAY
1 -	1:48.432	72.60	8.519	15:33:39.414
2 -	1:40.167	78.60	0.254	15:35:19.581
3 -	1:40.064 (3)	78.68	0.151	15:36:59.645
4 -	***1:39.913 (1)***	***78.80***		***15:38:39.558***
5 -	1:39.955 (2)	78.76	0.042	15:40:19.513
6 -	1:41.546	77.53	1.633	15:42:01.059
7 -	1:41.403	77.64	1.490	15:43:42.462
8 -	1:41.359	77.67	1.446	15:45:23.821
9 -	1:42.488	76.82	2.575	15:47:06.309
10 -	1:42.119	77.09	2.206	15:48:48.428

P3 75 Robert BUCKLAND

LAP	LAP TIME	MPH	DIFF	TIME OF DAY
1 -	1:51.241	70.77	11.630	15:33:42.223
2 -	1:41.852	77.30	2.241	15:35:24.075
3 -	1:41.483	77.58	1.872	15:37:05.558
4 -	1:40.889	78.03	1.278	15:38:46.447
5 -	1:42.912	76.50	3.301	15:40:29.359
6 -	1:41.775	77.35	2.164	15:42:11.134
7 -	1:41.193	77.80	1.582	15:43:52.327
8 -	1:40.227 (3)	78.55	0.616	15:45:32.554
9 -	1:40.059 (2)	78.68	0.448	15:47:12.613
10 -	***1:39.611 (1)***	***79.03***		***15:48:52.224***

P4 96 David MYCOCK

LAP	LAP TIME	MPH	DIFF	TIME OF DAY
1 -	1:54.899	68.52	11.415	15:33:45.881
2 -	1:43.502 (2)	76.06	0.018	15:35:29.383
3 -	1:46.021	74.26	2.537	15:37:15.404
4 -	1:44.073	75.65	0.589	15:38:59.477
5 -	1:43.640	75.96	0.156	15:40:43.117
6 -	1:44.255	75.51	0.771	15:42:27.372
7 -	1:44.505	75.33	1.021	15:44:11.877
8 -	1:44.261	75.51	0.777	15:45:56.138
9 -	1:43.560 (3)	76.02	0.076	15:47:39.698
10 -	***1:43.484 (1)***	***76.08***		***15:49:23.182***

P5 21 Henry SWANSON

LAP	LAP TIME	MPH	DIFF	TIME OF DAY
1 -	2:12.864	59.25	20.872	15:34:03.846
2 -	1:53.925	69.10	1.933	15:35:57.771
3 -	1:52.478 (3)	69.99	0.486	15:37:50.249
4 -	1:55.462	68.18	3.470	15:39:45.711
5 -	1:53.001	69.67	1.009	15:41:38.712
6 -	***1:51.992 (1)***	***70.30***		***15:43:30.704***
7 -	1:52.191 (2)	70.17	0.199	15:45:22.895

DIFF = Difference To Personal Best Lap, P = In Pit Lane, D = Time Disallowed

8 -	1:55.661	68.07	3.669	15:47:18.556
9 -	1:56.752	67.43	4.760	15:49:15.308

P6 38 Morgan WROOT

LAP	LAP TIME	MPH	DIFF	TIME OF DAY
1 -	1:47.630	73.15	7.834	15:33:38.612
2 -	1:39.928 (2)	78.78	0.132	15:35:18.540
3 -	1:40.048 (3)	78.69	0.252	15:36:58.588
4 -	1:40.112	78.64	0.316	15:38:38.700
5 -	***1:39.796 (1)***	***78.89***		***15:40:18.496***

P7 39 Simon SHERIDAN

LAP	LAP TIME	MPH	DIFF	TIME OF DAY
1 -	1:52.816 (3)	69.78	8.895	15:33:43.798
2 -	***1:43.921 (1)***	***75.76***		***15:35:27.719***
3 -	1:48.533 (2)	72.54	4.612	15:37:16.252

P8 119 Dale EDWARDS

LAP	LAP TIME	MPH	DIFF	TIME OF DAY
1 -	1:56.185 (3)	67.76	10.771	15:33:47.167
2 -	***1:45.414 (1)***	***74.68***		***15:35:32.581***
3 -	1:45.741 (2)	74.45	0.327	15:37:18.322

P9 7 Matthew HOLLIER

LAP	LAP TIME	MPH	DIFF	TIME OF DAY
1 -	***1:54.184 (1)***	***68.95***		***15:33:45.166***

Weather / Track : Sunny / Dry

Cadwell Park : 2.1869 miles
Date: 10/08/2025 Start: 15:31 Finish: 15:48

Results can be found at www.tsl-timing.com

Printed - 15:50 Sunday, 10 August 2025

Fix-A-Wheel Production Cup

RACE 20 - STATISTICS

Competitors Started	9
Planned Start	2025-08-10 @ 15:35:00.000
Actual Start	2025-08-10 @ 15:31:50.981
Finish Time	2025-08-10 @ 15:48:31.061
Track Length	2.1869mi.
Total Laps	61
Total Distance Covered	133.4069mi.

Session Fastest Lap History

NO	CL	NAME	LAP TIME	TIME OF DAY	LAP	VEHICLE
111	A	**Rich HOCKLEY**	**1:45.537**	15:33:36.530	1	Honda Civic
111	A	**Rich HOCKLEY**	**1:39.207**	15:35:15.738	2	Honda Civic
111	A	**Rich HOCKLEY**	**1:38.636**	15:41:54.018	6	Honda Civic
111	A	**Rich HOCKLEY**	**1:37.795**	15:43:31.812	7	Honda Civic

Session Leader History

NO	CL	NAME	FROM LAP	LAPS LED	DISTANCE	VEHICLE
111	A	**Rich HOCKLEY**	1	10	21.86 miles	Honda Civic

Flag History

TYPE	TIME OF DAY
GREEN	15:31:50.981
FINISH	15:48:31.061

Flag Statistics

TYPE	COUNT	TOTAL LAPS	TOTAL TIME
Green	1	10	17:37.711
Red	0	0	0.000
Safety Car	0	0	0.000
FCY	0	0	0.000

Weather / Track : Sunny / Dry

Cadwell Park : 2.1869 miles
Date: 10/08/2025 Start: 15:31 Finish: 15:48

Fix-A-Wheel Production Cup

RACE 20 - STATISTICS

CLASS : A

2 Starters

Fastest Lap History

NO	NAME	LAP TIME	TIME OF DAY	LAP	VEHICLE
111	**Rich HOCKLEY**	**1:45.537**	15:33:36.530	1	Honda Civic
111	**Rich HOCKLEY**	**1:39.207**	15:35:15.738	2	Honda Civic
111	**Rich HOCKLEY**	**1:38.636**	15:41:54.018	6	Honda Civic
111	**Rich HOCKLEY**	**1:37.795**	15:43:31.812	7	Honda Civic

Leader History

NO	NAME	FROM LAP	LAPS LED	DISTANCE	VEHICLE
111	**Rich HOCKLEY**	1	10	21.86 miles	Honda Civic

Fix-A-Wheel Production Cup

RACE 20 - STATISTICS

CLASS : DS3

1 Starters

Fastest Lap History

NO	NAME	LAP TIME	TIME OF DAY	LAP	VEHICLE
21	**Henry SWANSON**	**2:12.864**	15:34:03.868	1	Citroen DS3
21	**Henry SWANSON**	**1:53.925**	15:35:57.793	2	Citroen DS3
21	**Henry SWANSON**	**1:52.478**	15:37:50.271	3	Citroen DS3
21	**Henry SWANSON**	**1:51.992**	15:43:30.727	6	Citroen DS3

Leader History

NO	NAME	FROM LAP	LAPS LED	DISTANCE	VEHICLE
21	**Henry SWANSON**	1	9	19.68 miles	Citroen DS3

Weather / Track : Sunny / Dry

Cadwell Park : 2.1869 miles
Date: 10/08/2025 Start: 15:31 Finish: 15:48

Fix-A-Wheel Production Cup

RACE 20 - STATISTICS

CLASS : B

3 Starters

Fastest Lap History

NO	NAME	LAP TIME	TIME OF DAY	LAP	VEHICLE
38	**Morgan WROOT**	**1:47.630**	15:33:38.627	1	Audi TT
38	**Morgan WROOT**	**1:39.928**	15:35:18.554	2	Audi TT
555	**Adam READ**	**1:39.913**	15:38:39.575	4	BMW Compact
38	**Morgan WROOT**	**1:39.796**	15:40:18.509	5	Audi TT

Leader History

NO	NAME	FROM LAP	LAPS LED	DISTANCE	VEHICLE
38	**Morgan WROOT**	1	5	10.93 miles	Audi TT
555	**Adam READ**	6	5	10.93 miles	BMW Compact

Fix-A-Wheel Production Cup

RACE 20 - STATISTICS

CLASS : C

2 Starters

Fastest Lap History

NO	NAME	LAP TIME	TIME OF DAY	LAP	VEHICLE
39	**Simon SHERIDAN**	**1:52.816**	15:33:43.816	1	Honda Civic EK
39	**Simon SHERIDAN**	**1:43.921**	15:35:27.737	2	Honda Civic EK
96	**David MYCOCK**	**1:43.502**	15:35:29.404	2	Renault Clio 182
96	**David MYCOCK**	**1:43.484**	15:49:23.203	10	Renault Clio 182

Leader History

NO	NAME	FROM LAP	LAPS LED	DISTANCE	VEHICLE
39	**Simon SHERIDAN**	1	2	4.37 miles	Honda Civic EK
96	**David MYCOCK**	3	8	17.49 miles	Renault Clio 182

Fix-A-Wheel Production Cup

RACE 20 - STATISTICS

CLASS : E

1 Starters

Fastest Lap History

NO	NAME	LAP TIME	TIME OF DAY	LAP	VEHICLE
119	**Dale EDWARDS**	**1:56.185**	15:33:47.191	1	Peugeot 206 GTI
119	**Dale EDWARDS**	**1:45.414**	15:35:32.606	2	Peugeot 206 GTI

Leader History

NO	NAME	FROM LAP	LAPS LED	DISTANCE	VEHICLE
119	**Dale EDWARDS**	1	3	6.56 miles	Peugeot 206 GTI